



427 West 12800 South
 Draper, UT 84020

Test Report Certification

FCC ID	SWX-UKU
ISED ID	6545A-UKU
Equipment Under Test	UK-Ultra
Test Report Serial Number	TR8511_03
Date of Test(s)	15-18 August and 15-20 September 2023
Report Issue Date	22 September 2022

Test Specification	Applicant
47 CFR FCC Part 15, Subpart E	Ubiquiti Inc. 685 Third Avenue New York, NY 10017 U.S.A.



NVLAP LAB CODE 600241-0

Certification of Engineering Report

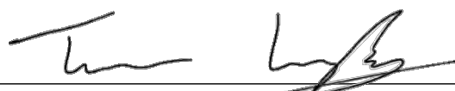
This report has been prepared by Unified Compliance Laboratory (UCL) to document compliance of the device described below with the requirement of Federal Communication Commissions (FCC) Part 15, Subpart E. This report may be reproduced in full. Partial reproduction of this report may only be made with the written consent of the laboratory. The results in this report apply only to the sample tested.

Applicant	Ubiquiti Inc.
Manufacturer	Ubiquiti Inc.
Brand Name	UBIQUITI
Model Number	UK-Ultra
FCC ID	SWX-UKU
ISED ID	6545A-UKU

On this 22nd day of September 2023, I individually and for Unified Compliance Laboratory certify that the statements made in this engineering report are true, complete and correct to the best of my knowledge and are made in good faith.

Although NVLAP has accredited the Unified Compliance Laboratory testing facilities, this report must not be used to claim product certification, approval, or endorsement by NVLAP, NIST or any agency of the U.S. federal government.

Unified Compliance Laboratory



Written By: Tanner Langley



Reviewed By: Joseph W. Jackson

Revision History		
Revision	Description	Date
01	Original Report Release	22 September 2023
02	Amended Antenna Information in Section 5.4	19 October 2023
03	Amended Sections 5.4 and 5.7	28 November 2023

Table of Contents

1	Client Information.....	5
1.1	Applicant.....	5
1.2	Manufacturer.....	5
2	Equipment Under Test (EUT).....	6
2.1	Identification of EUT	6
2.2	Description of EUT	6
2.3	EUT and Support Equipment.....	6
2.4	Interface Ports on EUT	7
2.5	Operating Environment.....	7
2.6	Operating Modes.....	7
2.7	EUT Exercise Software.....	7
2.8	Block Diagram of Test Configuration	8
2.9	Modification Incorporated/Special Accessories on EUT.....	8
2.10	Deviation, Opinions Additional Information or Interpretations from Test Standard.....	8
3	Test Specification, Method and Procedures.....	9
3.1	Test Specification.....	9
3.2	Methods & Procedures.....	9
3.3	FCC Part 15, Subpart E.....	9
3.4	Results.....	9
3.5	Test Location	9
4	Test Equipment	11
4.1	Conducted Emissions at Mains Ports.....	11
4.2	Direct Connect at the Antenna Port Tests.....	11
4.3	Radiated Emissions.....	12
4.4	DFS Testing	13
4.5	Equipment Calibration	14
4.6	Measurement Uncertainty	14
5	Test Results	15
5.1	§15.203 Antenna Requirements.....	15
5.2	Conducted Emissions at Mains Ports Data	15
5.3	§15.403(i) 26 dB Emissions Bandwidth	18
5.4	§15.407(a)(2) Maximum Average Output Power	21
5.5	§15.407(b) Spurious Emissions	24
5.6	§15.407(a) Maximum Power Spectral Density.....	33
5.7	DFS Requirement.....	36

1 Client Information

1.1 Applicant

Company	Ubiquiti Inc. 685 Third Avenue New York, NY 10017 U.S.A.
Contact Name	Alex Macon
Title	Compliance

1.2 Manufacturer

Company	Ubiquiti Inc. 685 Third Avenue New York, NY 10017 U.S.A.
Contact Name	Alex Macon
Title	Compliance

2 Equipment Under Test (EUT)

2.1 Identification of EUT

Brand Name	UBIQUITI
Model Number	UK-Ultra
Serial Number	077-M5ELV7
Dimensions (cm)	13.7 x 8.4 x 3.4

2.2 Description of EUT

The UK-Ultra is a WiFi mesh that provides simultaneous, dual-band, 2x2 MIMO technology. The UK-Ultra is used to expand the coverage of an UniFi system. The UK-Ultra provides 802.11ac technology for ubiquitous WiFi coverage for both indoor and outdoor use. The UK-Ultra is power from a 48 volt PoE adapter POE-24-12W-G-WH.

Band	Modulation Bandwidth	Frequency (MHz)
UNII-2A	20 MHz	5260, 5280, 5320
	40 MHz	5270, 5310
	80 MHz	5290
UNII-2C	20 MHz	5500, 5600*, 5720
	40 MHz	5510, 5590, 5710
	80 MHz	5530, 5610*, 5690
* Frequency not applicable in Canada		

Table 1: UNII-2A and UNII-2C Channel Settings

This report covers the circuitry of the device subject to FCC Part 15, Subpart E. The circuitry of the device subject to FCC Part 15 Subpart B was found to be compliant and is covered under a separate Unified Compliance Laboratory test report.

2.3 EUT and Support Equipment

The EUT and support equipment used during the test are listed below.

Brand Name Model Number Serial Number	Description	Name of Interface Ports / Interface Cables
BN: UBIQUITI MN: UK-Ultra (Note 1) SN: 077-M5ELV7	Wireless Access Point	See Section 2.4
BN: UBIQUITI MN: U-POE-af	PoE Power Adapter	Shielded or Un-shielded cat 5e cable / < 3 meters

SN: N/A		
BN: Dell MN: XPS 13 SN: N/A	Laptop Computer	Shielded or Un-shielded cat 5e cable / < 3 meters

Notes: (1) EUT

(2) Interface port connected to EUT (See Section 2.4)

The support equipment listed above was not modified in order to achieve compliance with this standard.

2.4 Interface Ports on EUT

Name of Ports	No. of Ports Fitted to EUT	Cable Description/Length
AC Mains	1	3 conductor power cord/80cm
PoE (PoE Injector)	1	Shielded or Un-shielded cat 5e cable/8 meters
LAN (PoE Injector)	1	Shielded or Un-shielded cat 5e cable/1 meters

2.5 Operating Environment

Power Supply	120 Volts AC to 48 Volts PoE
AC Mains Frequency	60 Hz
Temperature	18.2 – 31.1 °C
Humidity	27.47-50.26 %
Barometric Pressure	1015 mBar

2.6 Operating Modes

The UK-Ultra was tested using test software in order to enable to constant transmission. The measurements within this report are corrected to reference a 100% duty cycle. All emission modes of 802.11 a/ac were investigated. All measurements are reported with the worst-case mode (802.11ac) unless otherwise stated.

2.7 EUT Exercise Software

EUT firmware version 1.0 was used to operate the transmitter using a constant transmit mode.

2.8 Block Diagram of Test Configuration

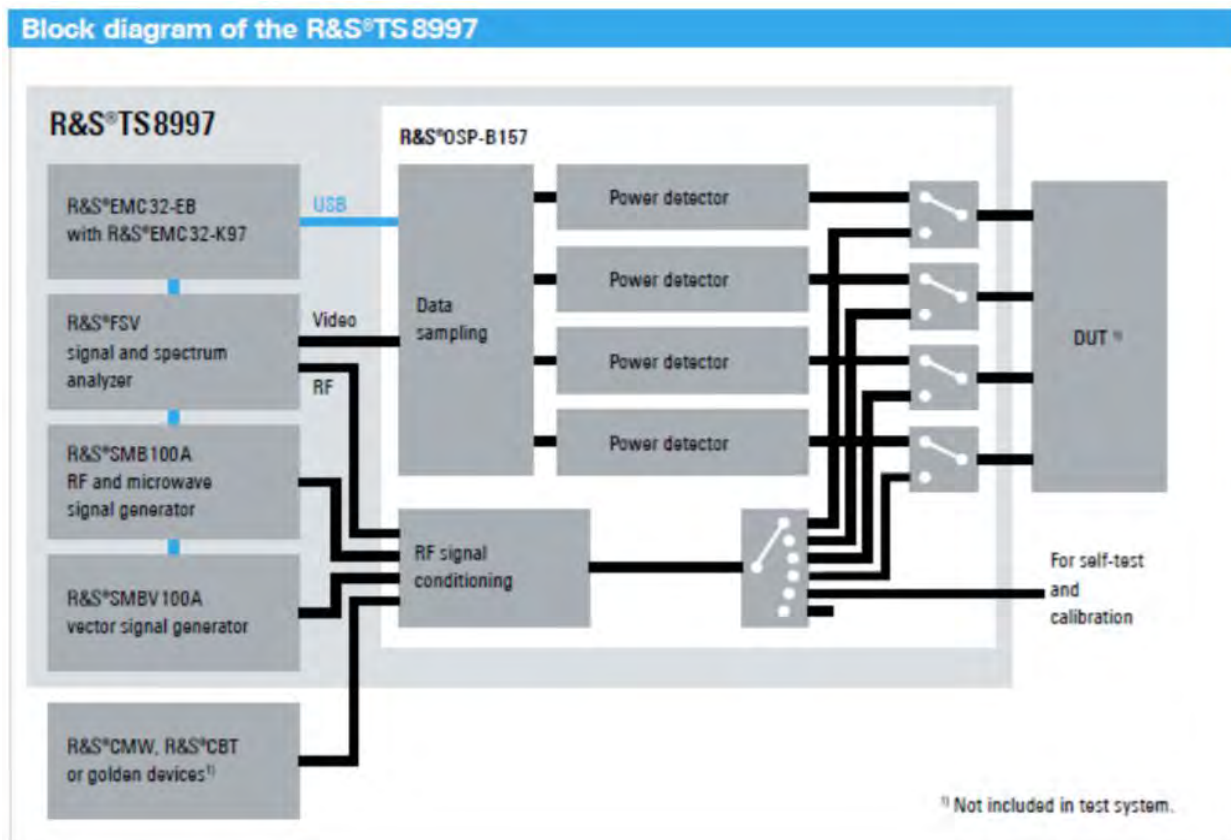


Diagram 1: Test Configuration Block Diagram

2.9 Modification Incorporated/Special Accessories on EUT

There were no modifications made to the EUT during testing to comply with the specification.

2.10 Deviation, Opinions Additional Information or Interpretations from Test Standard

There were no deviations, opinions, additional information or interpretations from the test specification.

3 Test Specification, Method and Procedures

3.1 Test Specification

Title	47 CFR FCC Part 15, Subpart E, Section 15.407 Limits and methods of measurement of radio interference characteristics of Unlicensed National Information Infrastructure Devices
Purpose of Test	The tests were performed to demonstrate initial compliance

3.2 Methods & Procedures

3.2.1 47 CFR FCC Part 15 Section 15.407

See test standard for details.

3.3 FCC Part 15, Subpart E

3.3.1 Summary of Tests

FCC Section	ISED Section	Environmental Phenomena	Frequency Range (MHZ)	Result
15.407(a)	N/A	Antenna requirements	Structural Requirement	Compliant
15.407(b)	RSS-Gen	Conducted Disturbance at Mains Port	0.15 to 30	Compliant
15.407(a)	RSS-247 §6.2.2, §6.2.3	Bandwidth Requirement	5260 to 5570	Compliant
15.407(a)	RSS-247 §6.2.2, §6.2.3	Peak Output Power	5260 to 5570	Compliant
15.407(b)	RSS-247 §6.2.2, §6.2.3	Antenna Conducted Spurious Emissions	0.009 to 40000	Compliant
15.407(b)	RSS-247 §6.2.2, §6.2.3	Radiated Spurious Emissions	0.009 to 40000	Compliant
15.407(a)	RSS-247 §6.2.2, §6.2.3	Peak Power Spectral Density	5260 to 5570	Compliant
15.407(h)	RSS-247 §6.3	DFS Requirements	5260 to 5570	Compliant
The testing was performed according to the procedures in ANSI C63.10-2013, KDB 558074 and 47 CFR Part 15. Where applicable, KDB 662911 was followed to sum required measurements.				

3.4 Results

In the configuration tested, the EUT complied with the requirements of the specification.

3.5 Test Location

Testing was performed at the Unified Compliance Laboratory 3-Meter and 10-Meter chambers located at 427 West 12800 South, Draper, UT 84020. Unified Compliance Laboratory is accredited by National

Voluntary Laboratory Accreditation Program (NVLAP); NVLAP Code 600241-0 which is effective until 30 June 2024. This site has also been registered with Innovations, Science and Economic Development (ISED) department as was accepted under Appendix B, Phase 1 procedures of the APEC Tel MRA for Canadian recognition. ISED No.: 25346, effective until 30 June 2024.

Unified Compliance Laboratory has been assigned Designation Number US5037 by the FCC and Conformity Assessment Number US0223 by ISED.

4 Test Equipment

4.1 Conducted Emissions at Mains Ports

Type of Equipment	Manufacturer	Model Number	Asset Number	Date of Last Calibration	Due Date of Calibration
EMI Receiver	AFJ	FFT3010	UCL-6754	2/22/2023	2/22/2024
LISN	AFJ	LS16C/10	UCL-6749	12/6/2021	12/6/2023
ISN	Teseq	ISN T800	UCL-2974	6/27/2022	6/27/2024
LISN	Com-Power	LIN-120C	UCL-2612	1/24/2023	1/24/2024
AC Power Source	Laplace Instruments	AC1000A	UCL-2857	N/A	N/A
Test Software	UCL	Revision 1	UCL-3107	N/A	N/A

Table 2: List of equipment used for Conducted Emissions Testing at Mains Port

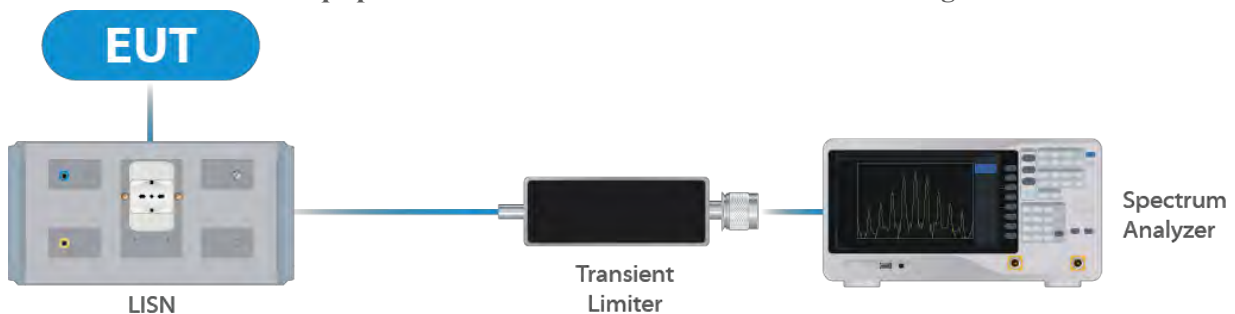


Figure 1: Conducted Emissions Test

4.2 Direct Connect at the Antenna Port Tests

Type of Equipment	Manufacturer	Model Number	Asset Number	Date of Last Calibration	Due Date of Calibration
Spectrum Analyzer	R&S	FSV40	UCL-2861	11/7/2022	11/7/2023
Signal Generator	R&S	SMB100A	UCL-2864	N/A	N/A
Vector Signal Generator	R&S	SMBV100A	UCL-2873	N/A	N/A
Switch Extension	R&S	OSP-B157WX	UCL-2867	2/22/2023	2/22/2024
Switch Extension	R&S	OSP-150W	UCL-2870	2/22/2023	2/22/2024

Table 3: List of equipment used for Direct Connect at the Antenna Port

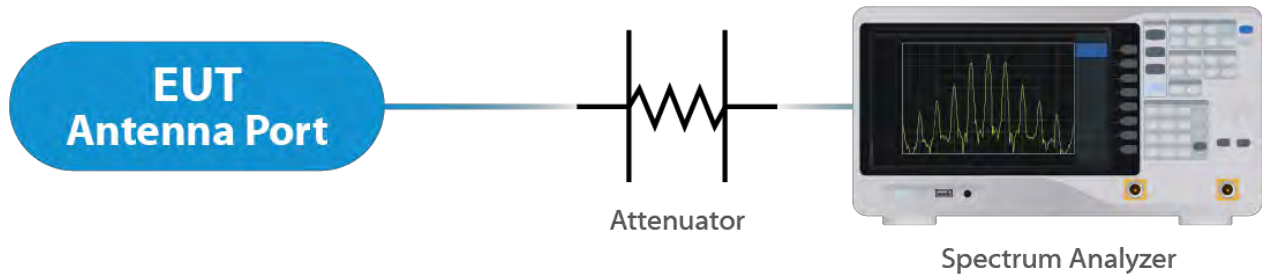


Figure 2: Direct Connect at the Antenna Port Test

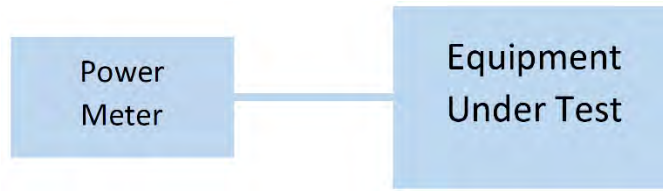


Figure 3: Output Power Measurement

4.3 Radiated Emissions

Type of Equipment	Manufacturer	Model Number	Asset Number	Date of Last Calibration	Due Date of Calibration
EMI Receiver	Keysight	N9038A	UCL-2778	1/27/2023	1/27/2024
Pre-Amplifier 9 kHz – 1 GHz	Sonoma Instruments	310N	UCL-2889	10/7/2021	10/7/2023
Broadband Antenna	Scwarzbeck	VULB 9163	UCL-3062	2/22/2023	2/22/2025
Broadband Antenna	Scwarzbeck	VULB 9163	UCL-3071	1/11/2023	1/11/2025
Double Ridge Horn Antenna	Scwarzbeck	BBHA 9120D	UCL-3065	9/22/2022	9/22/2024
Log Periodic	Scwarzbeck	STLP 9129	UCL-3068	1/27/2023	1/27/2025
15 - 40 GHz Horn Antenna	Scwarzbeck	BBHA 9170	UCL-2487	6/09/2022	6/09/2024
1 – 18 GHz Amplifier	Com-Power	PAM 118A	UCL-3833	12/9/2022	12/9/2023
Test Software	UCL	Revision 1	UCL-3108	N/A	N/A

Table 4: List of equipment used for Radiated Emissions

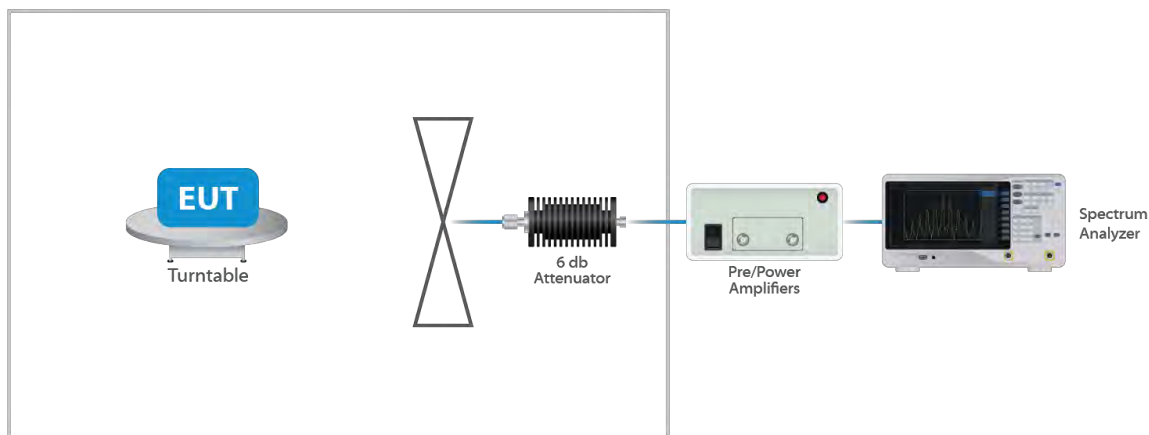


Figure 4: Radiated Emissions Test

4.4 DFS Testing

Type of Equipment	Manufacturer	Model Number	Asset Number	Date of Last Calibration	Due Date of Calibration
Vector Signal Generator	R&S	SMBV100A	UCL-2873	N/A	N/A
Spectrum Analyzer	Keysight	N9010B	UCL-7069	4/25/2022	4/25/2023

4.4.1 Master Test Set Up

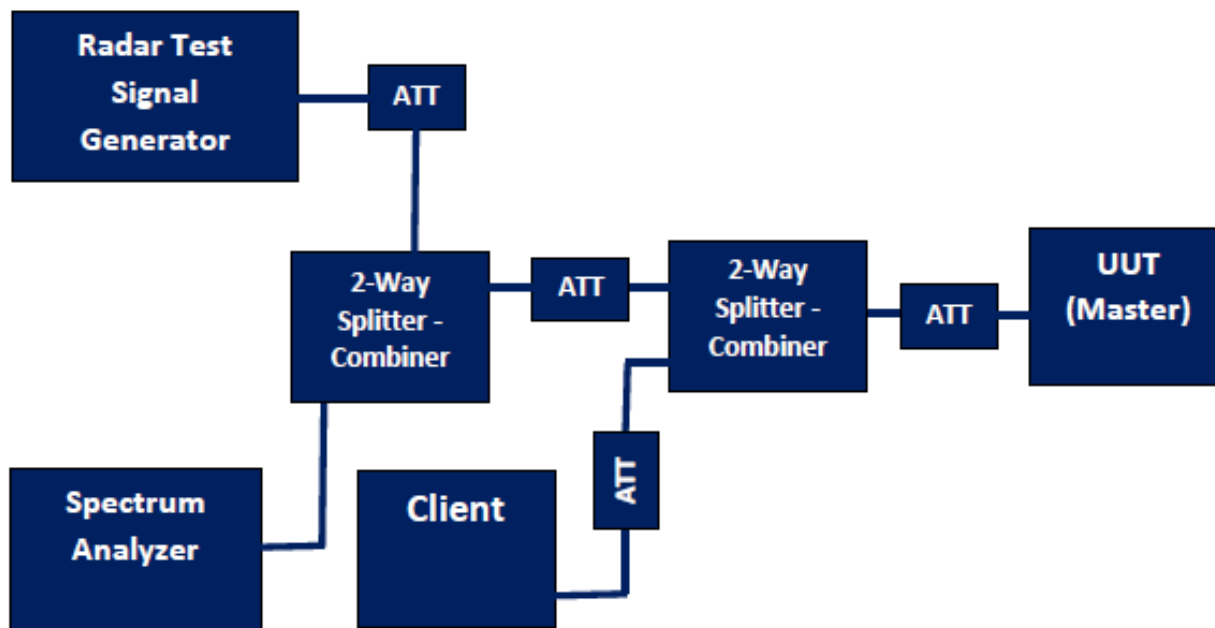


Figure 5: DFS Test Set Up - Master

4.5 Equipment Calibration

All applicable equipment is calibrated using either an independent calibration laboratory or Unified Compliance Laboratory personnel at intervals defined in ANSI C63.4:2014 following outlined calibration procedures. All measurement instrumentation is traceable to the National Institute of Standards and Technology (NIST). Supporting documentation relative to traceability is on file and is available for examination upon request.

4.6 Measurement Uncertainty

Test	Uncertainty (\pm dB)	Confidence (%)
Conducted Emissions	1.44	95
Radiated Emissions (9 kHz to 30 MHz)	2.50	95
Radiated Emissions (30 MHz to 1 GHz)	4.38	95
Radiated Emissions (1 GHz to 18 GHz)	4.37	95
Radiated Emissions (18 GHz to 40 GHz)	3.93	95
Direct Connect Tests	K Factor	Value
Emissions Bandwidth	2	2.0%
Output Power	2	1.0 dB
Peak Power Spectral Density	2	1.3 dB
Band Edge	2	0.8 dB
Transmitter Spurious Emissions	2	1.8 dB

5 Test Results

5.1 §15.203 Antenna Requirements

The EUT uses an integrated antenna structure and an omni external antenna. Per the manufacturer, the maximum gain of the integrated antenna per chain is 6.1 dBi and the omni external antenna is 4.57 dBi.

This is an 802.11 device and utilizes CDD as described in KDB 662911 D01. The integrated antenna is not user replaceable whereas the external omni antenna is user replaceable.

For power measurements on IEEE 802.11 devices, Array Gain = 0 dB for $N_{ANT} \leq 4$;

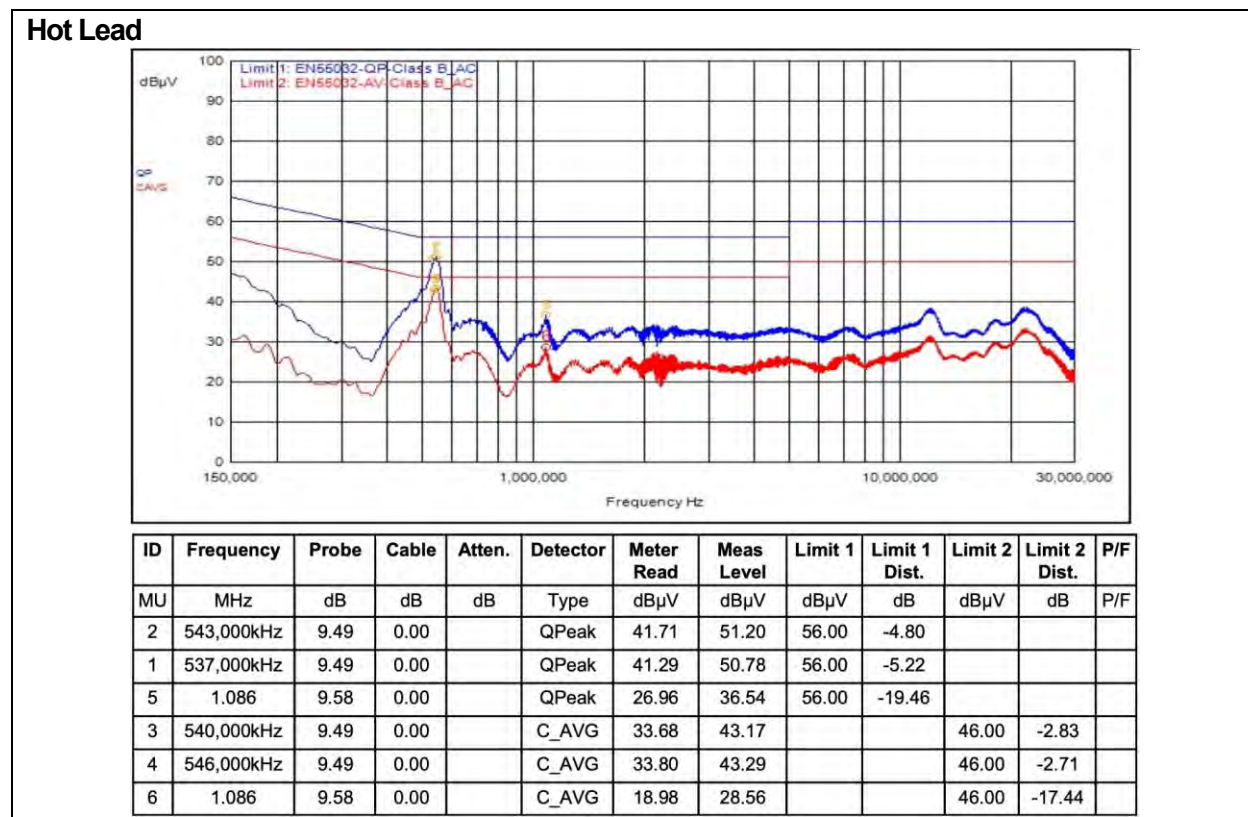
For PSD measurements when $N_{ss}=1$: Array Gain = $10 \log(N_{ant}/N_{ss})$ dB = 9.11 dB for the integrated antenna and 7.58 dB for the external omni antenna.

Results

The EUT complied with the specification

5.2 Conducted Emissions at Mains Ports Data

5.2.1 Line



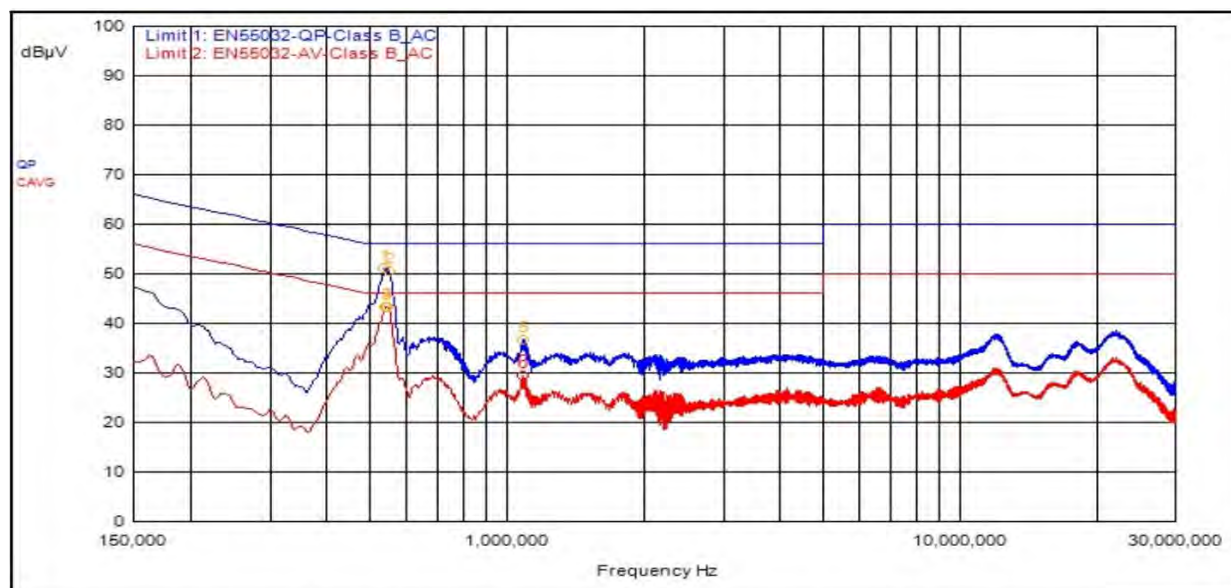
Note 1: The reference detector used for the measurements was Quasi-Peak or Peak and the data was compared to the average limit: therefore, the EUT was deemed to meet both the average and quasi-peak limits.

Note 2: The reference detector used for the measurements was quasi-peak and average and the data was compared to the respective limits.

Note 3: The device the transceiver is in is a Class A device and the limits shown are from §15.207 which are the same as the limits for a Class B device under §15.107. These emissions were investigated and were found to be at the same level regardless of whether the transceivers of the device were not powered, powered and idle, or powered and active, therefore, the conducted emissions of the transceivers were deemed compliant with the requirements of the standard.

5.2.2 Neutral

Neutral Lead



ID	Frequency	Probe	Cable	Atten.	Detector	Meter Read	Meas Level	Limit 1	Limit 1 Dist.	Limit 2	Limit 2 Dist.	P/F
MU	MHz	dB	dB	dB	Type	dBµV	dBµV	dBµV	dB	dBµV	dB	P/F
1	537,000kHz	9.62	0.00		QPeak	41.42	51.04	56.00	-4.96			
2	549,000kHz	9.62	0.00		QPeak	41.06	50.68	56.00	-5.32			
5	1.086	9.56	0.00		QPeak	27.15	36.71	56.00	-19.29			
3	540,000kHz	9.62	0.00		C_AVG	33.68	43.30			46.00	-2.70	
4	546,000kHz	9.62	0.00		C_AVG	33.65	43.27			46.00	-2.73	
6	1.086	9.56	0.00		C_AVG	19.86	29.42			46.00	-16.58	

Note 1: The reference detector used for the measurements was Quasi-Peak or Peak and the data was compared to the average limit: therefore, the EUT was deemed to meet both the average and quasi-peak limits.

Note 2: The reference detector used for the measurements was quasi-peak and average and the data was compared to the respective limits.

Note 3: The device the transceiver is in is a Class A device and the limits shown are from §15.207 which are the same as the limits for a Class B device under §15.107. These emissions were investigated and were found to be at the same level regardless of whether the transceivers of the device were not powered, powered and idle, or powered and active, therefore, the conducted emissions of the transceivers were deemed compliant with the requirements of the standard.

Result

The EUT complied with the specification limit.

5.3 §15.403(i) 26 dB Emissions Bandwidth

All chains were measured under the guidance of KDB 789033 Section II.C. and KDB 66291 D01. Please see associated annex for details on instrument settings.

5.3.1 UNII-2A – Integrated Antenna

Bandwidth	Frequency (MHz)	99% Bandwidth (MHz)	Emissions 26 dB Bandwidth (MHz)
a 20 MHz	5260	16.9	28.6
a 20 MHz	5280	17.0	27.7
a 20 MHz	5320	16.8	25.8
ac 20 MHz	5260	18.1	28.3
ac 20 MHz	5280	18.1	29.1
ac 20 MHz	5320	17.9	25.8
ac 40 MHz	5270	37.0	58.8
ac 40 MHz	5310	36.75	48.6
ac 80 MHz	5290	76.5	112

5.3.2 UNII-2A – Omni External Antenna

Bandwidth	Frequency (MHz)	99% Bandwidth (MHz)	Emissions 26 dB Bandwidth (MHz)
a 20 MHz	5260	17.7	30.7
a 20 MHz	5280	19.1	35.9
a 20 MHz	5320	22.7	37.5
ac 20 MHz	5260	18.3	30.3
ac 20 MHz	5280	19.1	37.1
ac 20 MHz	5320	22.4	40.5
ac 40 MHz	5270	37.25	71.7
ac 40 MHz	5310	38.75	83.5

ac 80 MHz	5290	80.0	163.0
-----------	------	------	-------

5.3.3 UNII-2C – Integrated Antenna

Bandwidth	Frequency (MHz)	99% Bandwidth (MHz)	Emissions 26 dB Bandwidth (MHz)
a 20 MHz	5500	19.6	33.5
a 20 MHz	5600	19.8	33.8
a 20 MHz	5720	20.7	36.6
ac 20 MHz	5500	20.2	35.4
ac 20 MHz	5600	19.3	37.3
ac 20 MHz	5720	20.0	36.3
ac 40 MHz	5510	38.25	75.9
ac 40 MHz	5590	38.5	77.1
ac 40 MHz	5710	42.0	79.5
ac 80 MHz	5530	78.0	153.5
ac 80 MHz	5610	77.5	142.5
ac 80 MHz	5690	80.5	162.5

5.3.4 UNII-2C – Omni External Antenna

Bandwidth	Frequency (MHz)	99% Bandwidth (MHz)	Emissions 26 dB Bandwidth (MHz)
a 20 MHz	5500	17.1	28.4
a 20 MHz	5600	20.8	37.7
a 20 MHz	5720	19.9	35.5
ac 20 MHz	5500	18.1	28.4
ac 20 MHz	5600	21.8	39.6
ac 20 MHz	5720	19.9	37.1

ac 40 MHz	5510	36.75	60.15
ac 40 MHz	5590	38.75	81.75
ac 40 MHz	5710	41.75	81.45
ac 80 MHz	5530	76.5	129.5
ac 80 MHz	5610	78.0	162.0

Result

All chains were tested and the highest bandwidth per chain is reported above.

The 26 dB bandwidths are reported for information purposes. Please see Annex for all bandwidth measurements.

5.4 §15.407(a)(2) Maximum Average Output Power

All chains were measured and summed under the guidance of KDB 789033 Section II. E.2. and KDB 66291 D01. Please see associated annex for details on instrument settings.

The maximum average RF conducted output power measured for this device was 21.84 dBm or 152.76 mW. The limit is 24 dBm or 250 mW when using antennas with 6 dBi or less gain. The internal antenna gain is 6.1 dBi (Nss=1 antenna gain is 9.11 dBi) however, the measured conducted output power is below an adjusted 23.0 dBm or 0.20 watts' limit. The omni external antenna gain is 4.57 dBi (Nss=1 the antenna gain is 7.58 dBi).

5.4.1 UNII-2A – Integrated Antenna

Modulation (BW)	Frequency (MHz)	Data Rate	TP Setting	Conducted Output Power*	Measured EIRP
OFDM 20	5260	Mcs0	19	21.29	27.39
OFDM 20	5280	Mcs0	19	21.28	27.38
OFDM 20	5320	Mcs0	18	20.58	26.68
VHT 20	5260	Mcs0	19	21.33	27.43
VHT 20	5280	Mcs0	19	21.26	27.36
VHT 20	5320	Mcs0	18	20.57	26.67
VHT 40	5270	Mcs0	19	20.85	26.95
VHT 40	5310	Mcs0	18	20.19	26.29
VHT80	5290	Mcs0	19	20.78	26.88

5.4.2 UNII-2A – Omni External Antenna

Modulation (BW)	Frequency (MHz)	Data Rate	TP Setting	Conducted Output Power*	Measured EIRP
OFDM 20	5260	Mcs0	19	21.34	25.91
OFDM 20	5280	Mcs0	19	21.09	25.66
OFDM 20	5320	Mcs0	20	21.71	26.28
VHT 20	5260	Mcs0	19	21.27	25.84
VHT 20	5280	Mcs0	19	21.05	25.62
VHT 20	5320	Mcs0	20	21.69	26.26

VHT 40	5270	Mcs0	19	20.80	25.37
VHT 40	5310	Mcs0	20	21.50	26.07
VHT80	5290	Mcs0	20	21.33	25.90

5.4.3 UNII-2C – Integrated Antenna

Modulation (BW)	Frequency (MHz)	Data Rate	TP Setting	Conducted Output Power*	Measured EIRP
OFDM 20	5500	Mcs0	20	21.84	27.94
OFDM 20	5600	Mcs0	19	21.61	27.71
OFDM 20	5720	Mcs0	19	20.77	26.87
VHT 20	5500	Mcs0	20	21.82	27.92
VHT 20	5600	Mcs0	19	21.60	27.70
VHT 20	5720	Mcs0	19	20.72	26.82
VHT 40	5510	Mcs0	20	21.54	27.64
VHT 40	5590	Mcs0	19	21.43	27.53
VHT 40	5710	Mcs0	19	20.97	27.07
VHT80	5530	Mcs0	20	21.48	27.58
VHT80	5610	Mcs0	19	21.25	27.35
VHT80	5690	Mcs0	19	20.71	26.81

5.4.4 UNII-2C – Omni External Antenna

Modulation (BW)	Frequency (MHz)	Data Rate	TP Setting	Conducted Output Power*	Measured EIRP
OFDM 20	5500	Mcs0	19	21.05	25.62
OFDM 20	5600	Mcs0	20	21.77	26.34
OFDM 20	5720	Mcs0	19	21.04	25.61
VHT 20	5500	Mcs0	19	21.00	25.57
VHT 20	5600	Mcs0	20	21.76	26.33
VHT 20	5720	Mcs0	19	21.06	25.63
VHT 40	5510	Mcs0	19	20.55	25.12
VHT 40	5590	Mcs0	20	21.91	26.48
VHT 40	5710	Mcs0	19	20.66	25.23
VHT80	5530	Mcs0	19	20.55	25.12

VHT80	5610	Mcs0	20	21.76	26.33
VHT80	5690	Mcs0	19	20.62	25.19

Result

In the configuration tested, the maximum average RF output power was less than 1 watt; therefore, the EUT complied with the requirements of the specification.

5.5 §15.407(b) Spurious Emissions

5.5.1 Conducted Spurious Emissions

The frequency range from the lowest frequency generated or used in the device to the tenth harmonic of the highest fundamental frequency was investigated to measure any antenna-conducted emissions. The graphs show the measurement data from spurious emissions noted across the frequency range when transmitting at the lowest frequency, middle frequency and upper frequency. Shown below are plots with the EUT turned to the upper and lower channels with the antenna gain of 6.1 dBi accounted for. These demonstrate compliance with the provisions of this section at the band edges.

The emissions must be below -27 dBm EIRP.

Result

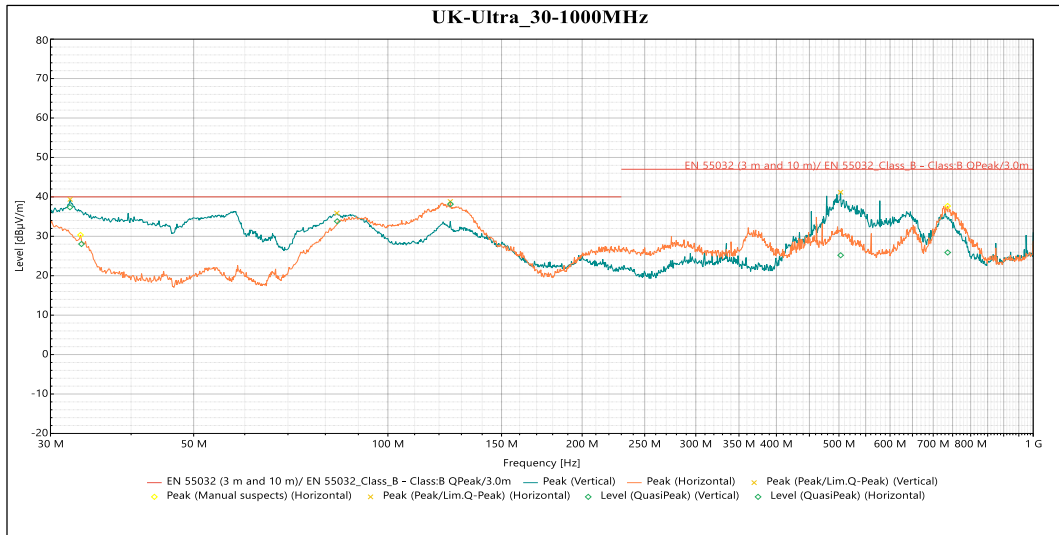
Conducted spurious emissions were below -27 dBm; therefore, the EUT complies with the specification. See Annex for results.

5.5.2 Radiated Spurious Emissions in the Restricted Bands of § 15.205

The frequency range from the lowest frequency generated or used in the device to the tenth harmonic of the highest fundamental emissions was investigated to measure any radiated emissions in the restricted bands. For frequencies above 18.0 GHz. The emissions in the restricted bands must meet the limits specified in § 15.209. Conducted measurement results are included in the Annex. Radiated data with the EUT transmitting into a load is included below. All emissions between the required frequencies were investigated, the following plots represent the worst case. The “fail” is the transmitted signal exceeding the spurious limit.

Correction Factor = Antenna Factor + Cable Loss - Pre-Amplifier Gain, and is added to the Receiver reading.

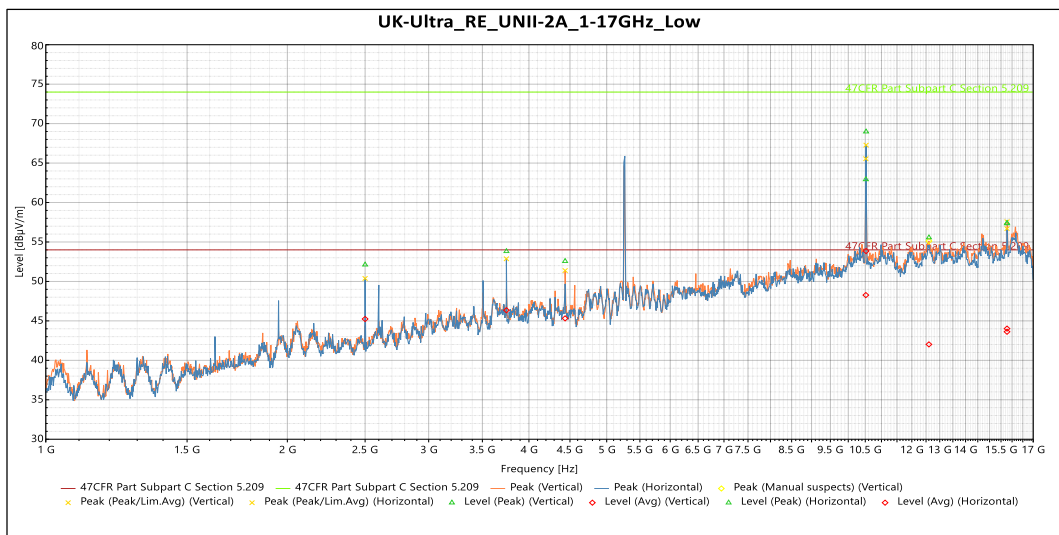
5.5.3 UNII-2A



QuasiPeak

Frequency	SR #	Level (dBµV/m)	Limit (dBµV/m)	Margin	Azimuth (°)	Height	Pol.	Meas. Time	RBW (Hz)	Meas.Time (s)	Correction (dB)
32.158 MHz	1	37.372	40	-2.628	83	1.516	Vertical	15	120 k	0.001	-8.743
83.474 MHz	1	33.804	40	-6.196	300	1.5	Vertical	15	120 k	0.001	-20.804
503.04 MHz	1	25.189	47	-21.811	178	1.858	Vertical	15	120 k	0.001	-9.307
33.509 MHz	2	28.039	40	-11.961	75	2.401	Horizontal	15	120 k	0.001	-9.695
125.01 MHz	2	38.153	40	-1.847	253	2.783	Horizontal	15	120 k	0.001	-14.349
736.99 MHz	2	25.89	47	-21.11	253	1.324	Horizontal	15	120 k	0.001	-6.099

Table 1: Radiated Emissions within 30MHz - 1GHz



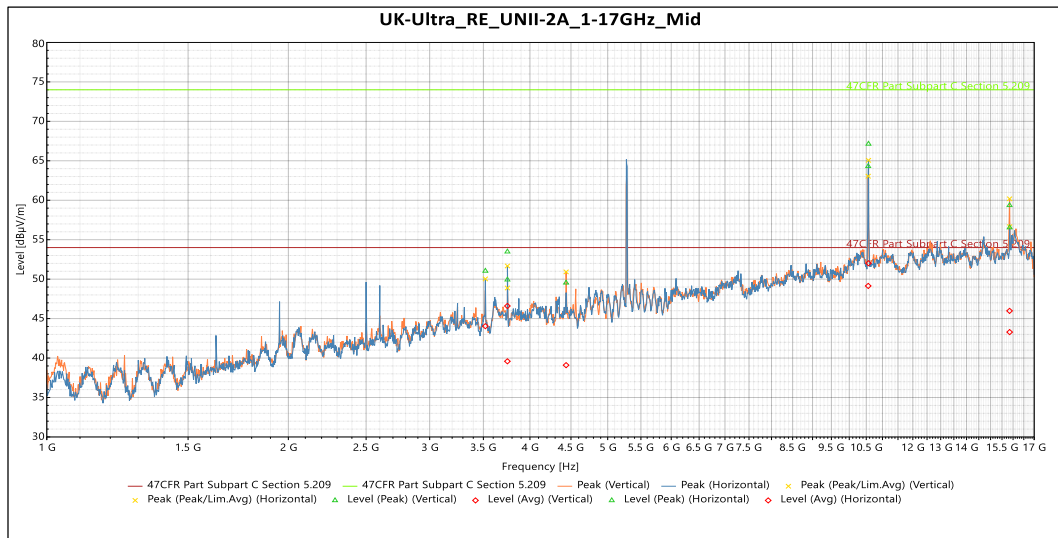
Peak

Frequency	SR #	Level (dBµV/m)	Limit (dBµV/m)	Margin (dB)	Azimuth (°)	Height (m)	Pol.	Meas. Time (s)	RBW (Hz)	Meas.Time (s)	Correction (dB)
4.4376 GHz	1	52.569	74	-21.431	341	2.142	Vertical	5	1 M	0	-4.706
10.517 GHz	1	62.928	74	-11.072	190	1.638	Vertical	5	1 M	0	7.727

Frequency	SR #	Level (dBµV/m)	Limit (dBµV/m)	Margin (dB)	Azimuth (°)	Height (m)	Pol.	Meas. Time (s)	RBW (Hz)	Meas.Time (s)	Correction (dB)
12.604 GHz	1	55.559	74	-18.441	25	1.643	Vertical	5	1 M	0	10.322
15.77 GHz	1	57.338	74	-16.662	134	3.656	Vertical	5	1 M	0	10.848
2.5 GHz	2	52.122	74	-21.878	187	1.638	Horizontal	5	1 M	0	-8.792
3.7501 GHz	2	53.825	74	-20.175	138	2.65	Horizontal	5	1 M	0	-4.611
10.524 GHz	2	68.985	74	-5.015	137	1.643	Horizontal	5	1 M	0	7.803
15.77 GHz	2	57.404	74	-16.596	161	2.645	Horizontal	5	1 M	0	10.848

Avg

Frequency	SR #	Level (dBµV/m)	Limit (dBµV/m)	Margin (dB)	Azimuth (°)	Height (m)	Pol.	Meas. Time (s)	RBW (Hz)	Meas.Time (s)	Correction (dB)
4.4376 GHz	1	45.321	54	-8.679	341	2.142	Vertical	5	1 M	0	-4.706
10.517 GHz	1	48.266	54	-5.734	190	1.638	Vertical	5	1 M	0	7.727
12.604 GHz	1	42.022	54	-11.978	25	1.643	Vertical	5	1 M	0	10.322
15.77 GHz	1	44.016	54	-9.984	134	3.656	Vertical	5	1 M	0	10.848
2.5 GHz	2	45.236	54	-8.764	187	1.638	Horizontal	5	1 M	0	-8.792
3.7501 GHz	2	46.346	54	-7.654	138	2.65	Horizontal	5	1 M	0	-4.611
10.524 GHz	2	53.85	54	-0.15	137	1.643	Horizontal	5	1 M	0	7.803
15.77 GHz	2	43.621	54	-10.379	161	2.645	Horizontal	5	1 M	0	10.848

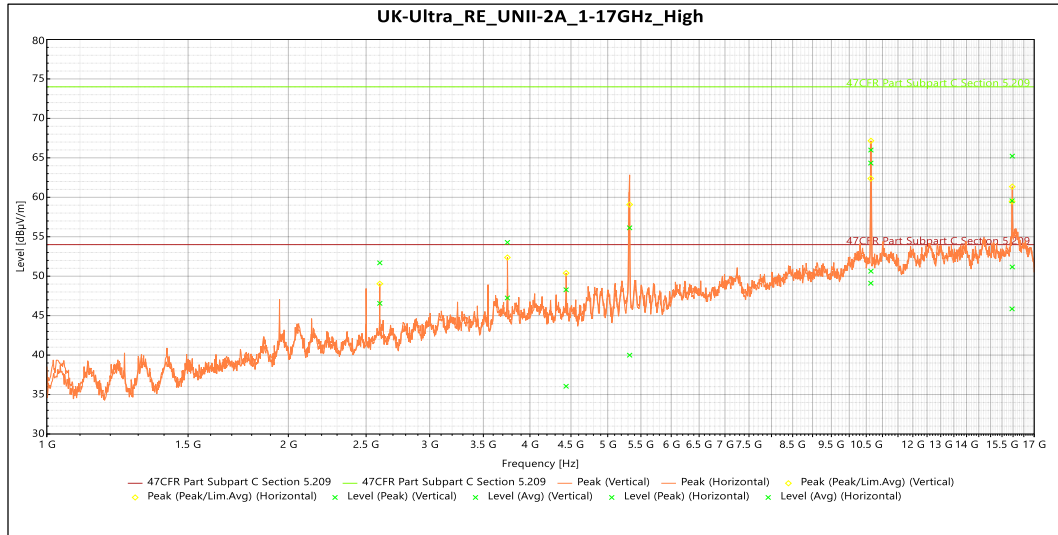
Table 2: Radiated Emissions 1 – 17 GHz Lowest Frequency 5260 MHz

Peak

Frequency	SR #	Level (dBµV/m)	Limit (dBµV/m)	Margin (dB)	Azimuth (°)	Height (m)	Pol.	Meas. Time (s)	RBW (Hz)	Meas.Time (s)	Correction (dB)
3.7498 GHz	1	49.931	74	-24.069	120	3.307	Vertical	5	1 M	0	-4.612
4.4373 GHz	1	49.539	74	-24.461	292	2.325	Vertical	5	1 M	0	-4.706
10.559 GHz	1	64.305	74	-9.695	182	2.65	Vertical	5	1 M	0	8.178
15.84 GHz	1	59.361	74	-14.639	151	3.154	Vertical	5	1 M	0	11.099
3.5198 GHz	2	51.04	74	-22.96	215	1.5	Horizontal	5	1 M	0	-5.029
3.7497 GHz	2	53.481	74	-20.519	137	2.65	Horizontal	5	1 M	0	-4.613
10.567 GHz	2	67.14	74	-6.86	136	1.643	Horizontal	5	1 M	0	8.263
15.844 GHz	2	56.543	74	-17.457	136	2.65	Horizontal	5	1 M	0	11.12

Avg

Frequency	SR #	Level (dBµV/m)	Limit (dBµV/m)	Margin (dB)	Azimuth (°)	Height (m)	Pol.	Meas. Time (s)	RBW (Hz)	Meas.Time (s)	Correction (dB)
3.7498 GHz	1	39.588	54	-14.412	120	3.307	Vertical	5	1 M	0	-4.612
4.4373 GHz	1	39.103	54	-14.897	292	2.325	Vertical	5	1 M	0	-4.706

Frequency	SR #	Level (dBµV/m)	Limit (dBµV/m)	Margin (dB)	Azimuth (°)	Height (m)	Pol.	Meas. Time (s)	RBW (Hz)	Meas.Time (s)	Correction (dB)
10.559 GHz	1	49.135	54	-4.865	182	2.65	Vertical	5	1 M	0	8.178
15.84 GHz	1	45.977	54	-8.023	151	3.154	Vertical	5	1 M	0	11.099
3.5198 GHz	2	44.043	54	-9.957	215	1.5	Horizontal	5	1 M	0	-5.029
3.7497 GHz	2	46.596	54	-7.404	137	2.65	Horizontal	5	1 M	0	-4.613
10.567 GHz	2	52.017	54	-1.983	136	1.643	Horizontal	5	1 M	0	8.263
15.844 GHz	2	43.286	54	-10.714	136	2.65	Horizontal	5	1 M	0	11.12

Table 3: Radiated Emissions 1 – 17 GHz Middle Frequency 5280 MHz

Peak

Frequency	SR #	Level (dBµV/m)	Limit (dBµV/m)	Margin (dB)	Azimuth (°)	Height (m)	Pol.	Meas. Time (s)	RBW (Hz)	Meas.Time (s)	Correction (dB)
4.4377 GHz	1	48.284	74	-25.716	60	3.802	Vertical	5	1 M	0	-4.706
5.3247 GHz	1	56.134	74	-17.866	203	3.802	Vertical	5	1 M	0	-1.838
10.638 GHz	1	64.339	74	-9.661	183	1.834	Vertical	5	1 M	0	8.463
15.964 GHz	1	65.221	74	-8.779	142	1.643	Vertical	5	1 M	0	12.205
2.6001 GHz	2	51.687	74	-22.313	207	1.638	Horizontal	5	1 M	0	-7.511
3.7499 GHz	2	54.28	74	-19.72	141	2.65	Horizontal	5	1 M	0	-4.612
10.641 GHz	2	65.986	74	-8.014	130	2.142	Horizontal	5	1 M	0	8.469
15.954 GHz	2	59.559	74	-14.441	153	3.154	Horizontal	5	1 M	0	12.09

Avg

Frequency	SR #	Level (dBµV/m)	Limit (dBµV/m)	Margin (dB)	Azimuth (°)	Height (m)	Pol.	Meas. Time (s)	RBW (Hz)	Meas.Time (s)	Correction (dB)
4.4377 GHz	1	36.051	54	-17.949	60	3.802	Vertical	5	1 M	0	-4.706
5.3247 GHz	1	39.992	54	-14.008	203	3.802	Vertical	5	1 M	0	-1.838
10.638 GHz	1	49.107	54	-4.893	183	1.834	Vertical	5	1 M	0	8.463
15.964 GHz	1	51.166	54	-2.834	142	1.643	Vertical	5	1 M	0	12.205
2.6001 GHz	2	46.562	54	-7.438	207	1.638	Horizontal	5	1 M	0	-7.511
3.7499 GHz	2	47.24	54	-6.76	141	2.65	Horizontal	5	1 M	0	-4.612
10.641 GHz	2	50.632	54	-3.368	130	2.142	Horizontal	5	1 M	0	8.469
15.954 GHz	2	45.857	54	-8.143	153	3.154	Horizontal	5	1 M	0	12.09

Table 4: Radiated Emissions 1 – 17 GHz Highest Frequency 5320 MHz
Peak

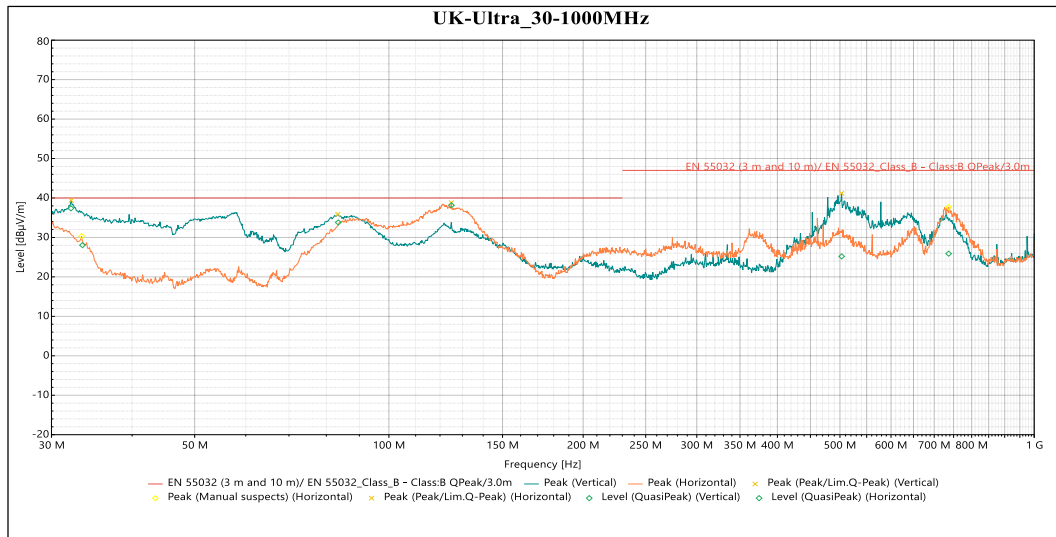
Frequency	SR #	Level (dBμV/m)	Limit (dBμV/m)	Margin (dB)	Azimuth (°)	Pol.	Meas. Time (s)	RBW (Hz)	Meas.Time (s)	Correction (dB)
20.998 GHz	1	56.647	74	-17.353	358	Vertical	5	1 M	0	7.33
26.411 GHz	1	64.329	74	-9.671	168	Vertical	5	1 M	0	5.876
32.241 GHz	1	55.904	74	-18.096	228	Vertical	5	1 M	0	5.921
39.862 GHz	1	60.005	74	-13.995	30	Vertical	5	1 M	0	9.526
16.967 GHz	2	56.249	74	-17.751	2	Horizontal	5	1 M	0	6.277
26.379 GHz	2	62.444	74	-11.556	116	Horizontal	5	1 M	0	5.878
26.394 GHz	2	65.2	74	-8.8	143	Horizontal	5	1 M	0	5.873
39.444 GHz	2	58.925	74	-15.075	148	Horizontal	5	1 M	0	9.028

Avg

Frequency	SR #	Level (dBμV/m)	Limit (dBμV/m)	Margin (dB)	Azimuth (°)	Pol.	Meas. Time (s)	RBW (Hz)	Meas.Time (s)	Correction (dB)
20.998 GHz	1	42.597	54	-11.403	358	Vertical	5	1 M	0	7.33
26.411 GHz	1	48.052	54	-5.948	168	Vertical	5	1 M	0	5.876
32.241 GHz	1	41.19	54	-12.81	228	Vertical	5	1 M	0	5.921
39.862 GHz	1	42.454	54	-11.546	30	Vertical	5	1 M	0	9.526
16.967 GHz	2	42.818	54	-11.182	2	Horizontal	5	1 M	0	6.277
26.379 GHz	2	44.804	54	-9.196	116	Horizontal	5	1 M	0	5.878
26.394 GHz	2	48.796	54	-5.204	143	Horizontal	5	1 M	0	5.873
39.444 GHz	2	42.477	54	-11.523	148	Horizontal	5	1 M	0	9.028

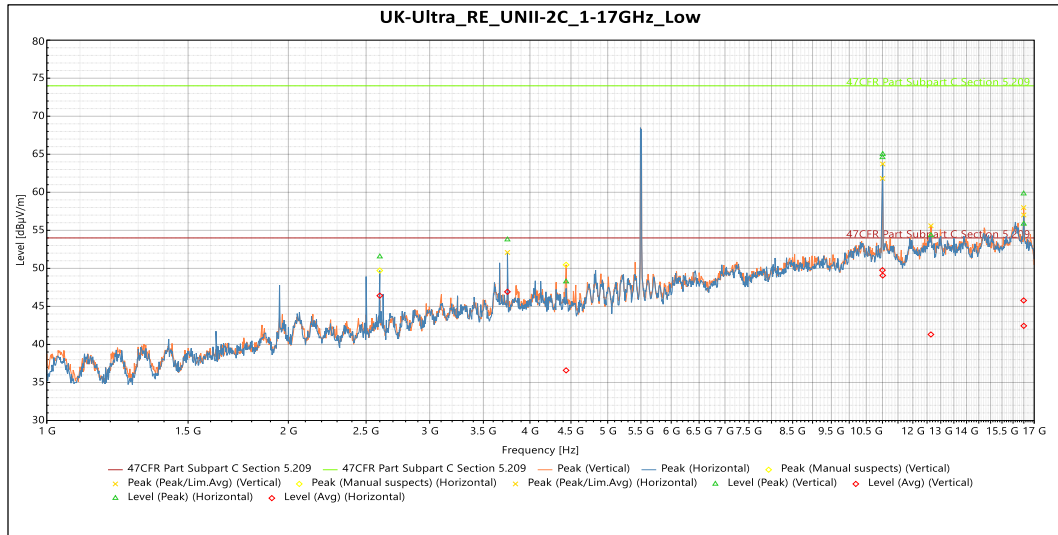
Table 5: Radiated Emissions 17 – 40 GHz Middle Frequency 5280 MHz (worst case)

5.5.4 UNII-2C



QuasiPeak

Frequency	SR #	Level (dBμV/m)	Limit (dBμV/m)	Margin	Azimuth (°)	Height	Pol.	Meas. Time	RBW (Hz)	Meas.Time (s)	Correction (dB)
32.158 MHz	1	37.372	40	-2.628	83	1.516	Vertical	15	120 k	0.001	-8.743
83.474 MHz	1	33.804	40	-6.196	300	1.5	Vertical	15	120 k	0.001	-20.804
503.04 MHz	1	25.189	47	-21.811	178	1.858	Vertical	15	120 k	0.001	-9.307
33.509 MHz	2	28.039	40	-11.961	75	2.401	Horizontal	15	120 k	0.001	-9.695
125.01 MHz	2	38.153	40	-1.847	253	2.783	Horizontal	15	120 k	0.001	-14.349
736.99 MHz	2	25.89	47	-21.11	253	1.324	Horizontal	15	120 k	0.001	-6.099

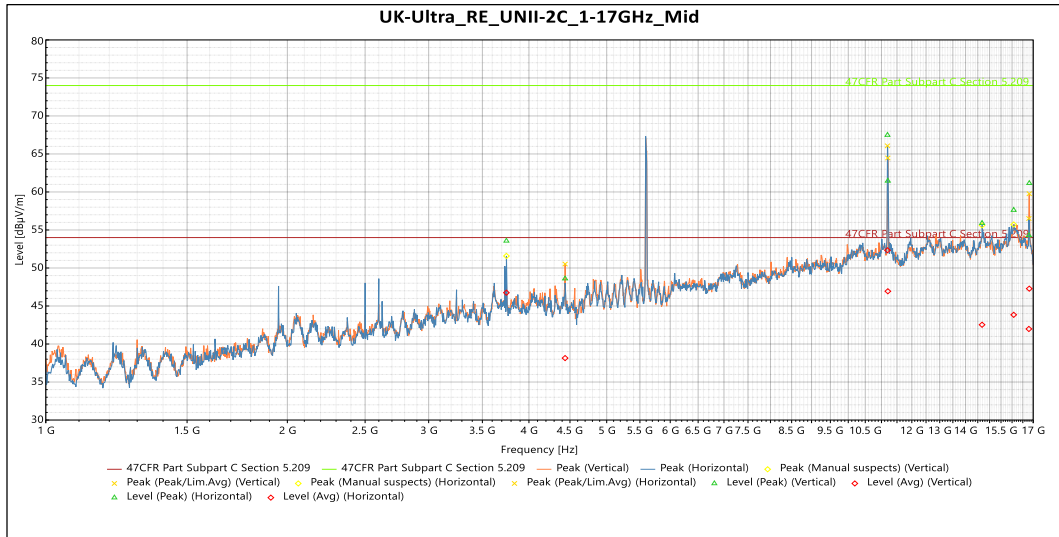
Table 6: Radiated Emissions within 30MHz - 1GHz

Peak

Frequency	SR #	Level (dBµV/m)	Limit (dBµV/m)	Margin (dB)	Azimuth (°)	Height (m)	PoL	Meas. Time (s)	RBW (Hz)	Meas.Time (s)	Correction (dB)
4.4376 GHz	1	48.261	74	-25.739	70	3.798	Vertical	5	1 M	0	-4.706
10.999 GHz	1	64.588	74	-9.412	5	3.307	Vertical	5	1 M	0	9.116
12.64 GHz	1	54.335	74	-19.665	234	3.802	Vertical	5	1 M	0	9.824
16.492 GHz	1	59.822	74	-14.178	225	3.802	Vertical	5	1 M	0	12.049
2.6001 GHz	2	51.538	74	-22.462	209	1.5	Horizontal	5	1 M	0	-7.511
3.7499 GHz	2	53.785	74	-20.215	140	2.65	Horizontal	5	1 M	0	-4.612
11.008 GHz	2	65.018	74	-8.982	170	1.638	Horizontal	5	1 M	0	9.043
16.498 GHz	2	55.854	74	-18.146	151	3.149	Horizontal	5	1 M	0	12.033

Avg

Frequency	SR #	Level (dBµV/m)	Limit (dBµV/m)	Margin (dB)	Azimuth (°)	Height (m)	PoL	Meas. Time (s)	RBW (Hz)	Meas.Time (s)	Correction (dB)
4.4376 GHz	1	36.594	54	-17.406	70	3.798	Vertical	5	1 M	0	-4.706
10.999 GHz	1	49.765	54	-4.235	5	3.307	Vertical	5	1 M	0	9.116
12.64 GHz	1	41.312	54	-12.688	234	3.802	Vertical	5	1 M	0	9.824
16.492 GHz	1	45.781	54	-8.219	225	3.802	Vertical	5	1 M	0	12.049
2.6001 GHz	2	46.412	54	-7.588	209	1.5	Horizontal	5	1 M	0	-7.511
3.7499 GHz	2	46.915	54	-7.085	140	2.65	Horizontal	5	1 M	0	-4.612
11.008 GHz	2	49.061	54	-4.939	170	1.638	Horizontal	5	1 M	0	9.043
16.498 GHz	2	42.44	54	-11.56	151	3.149	Horizontal	5	1 M	0	12.033

Table 7: Radiated Emissions 1-17 GHz Lowest Frequency 5500 MHz

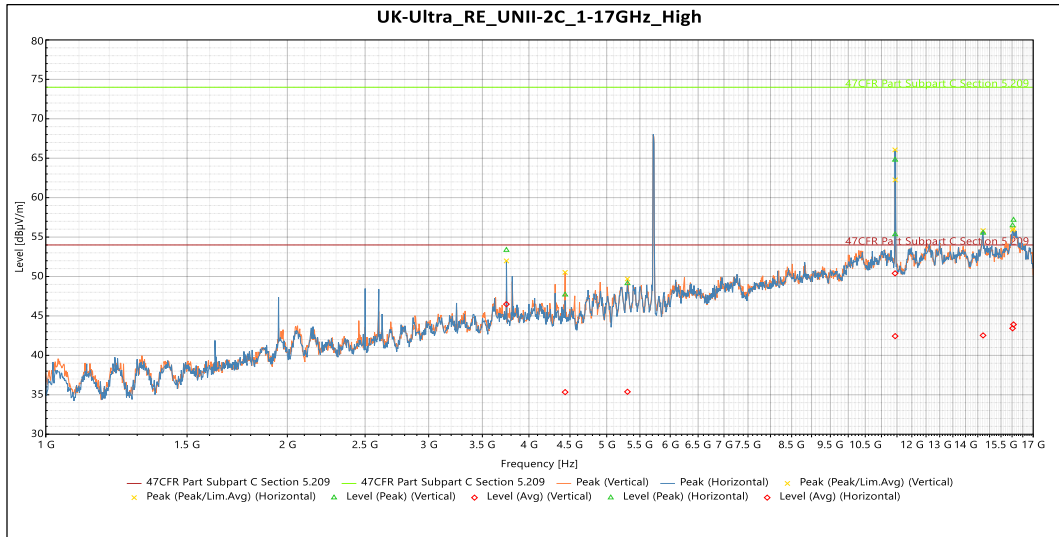

Peak

Frequency	SR #	Level (dBµV/m)	Limit (dBµV/m)	Margin (dB)	Azimuth (°)	Height (m)	Pol.	Meas. Time (s)	RBW (Hz)	Meas.Time (s)	Correction (dB)
4.4374 GHz	1	48.6	74	-25.4	293	3.802	Vertical	5	1 M	0	-4.706
11.203 GHz	1	61.46	74	-12.54	167	2.645	Vertical	5	1 M	0	7.772
16.075 GHz	1	57.618	74	-16.382	148	1.643	Vertical	5	1 M	0	12.754
16.809 GHz	1	61.153	74	-12.847	226	1.643	Vertical	5	1 M	0	12.15
3.7497 GHz	2	53.573	74	-20.427	148	2.324	Horizontal	5	1 M	0	-4.613
11.191 GHz	2	67.492	74	-6.508	241	2.645	Horizontal	5	1 M	0	7.781
14.68 GHz	2	55.895	74	-18.105	89	3.656	Horizontal	5	1 M	0	11.488
16.791 GHz	2	54.295	74	-19.705	284	1.5	Horizontal	5	1 M	0	11.949

Avg

Frequency	SR #	Level (dBµV/m)	Limit (dBµV/m)	Margin (dB)	Azimuth (°)	Height (m)	Pol.	Meas. Time (s)	RBW (Hz)	Meas.Time (s)	Correction (dB)
4.4374 GHz	1	38.147	54	-15.853	293	3.802	Vertical	5	1 M	0	-4.706
11.203 GHz	1	46.94	54	-7.06	167	2.645	Vertical	5	1 M	0	7.772
16.075 GHz	1	43.844	54	-10.156	148	1.643	Vertical	5	1 M	0	12.754
16.809 GHz	1	47.277	54	-6.723	226	1.643	Vertical	5	1 M	0	12.15
3.7497 GHz	2	46.753	54	-7.247	148	2.324	Horizontal	5	1 M	0	-4.613
11.191 GHz	2	52.335	54	-1.665	241	2.645	Horizontal	5	1 M	0	7.781
14.68 GHz	2	42.534	54	-11.466	89	3.656	Horizontal	5	1 M	0	11.488
16.791 GHz	2	41.982	54	-12.018	284	1.5	Horizontal	5	1 M	0	11.949

Table 8: Radiated Emissions 1-17 GHz Middle Frequency 5600 MHz


Peak

Frequency	SR #	Level (dBµV/m)	Limit (dBµV/m)	Margin (dB)	Azimuth (°)	Height (m)	Pol.	Meas. Time (s)	RBW (Hz)	Meas.Time (s)	Correction (dB)
4.4379 GHz	1	47.688	74	-26.312	292	3.798	Vertical	5	1 M	0	-4.706
5.3073 GHz	1	49.129	74	-24.871	306	3.802	Vertical	5	1 M	0	-1.912
11.44 GHz	1	55.328	74	-18.672	316	3.307	Vertical	5	1 M	0	7.774
16.067 GHz	1	57.169	74	-16.831	88	3.307	Vertical	5	1 M	0	12.719
3.7499 GHz	2	53.354	74	-20.646	145	1.5	Horizontal	5	1 M	0	-4.612
11.437 GHz	2	64.791	74	-9.209	115	1.5	Horizontal	5	1 M	0	7.771
14.723 GHz	2	55.533	74	-18.467	259	3.656	Horizontal	5	1 M	0	11.39
16.023 GHz	2	56.47	74	-17.53	120	2.816	Horizontal	5	1 M	0	12.315

Avg

Frequency	SR #	Level (dBµV/m)	Limit (dBµV/m)	Margin (dB)	Azimuth (°)	Height (m)	Pol.	Meas. Time (s)	RBW (Hz)	Meas.Time (s)	Correction (dB)
4.4379 GHz	1	35.339	54	-18.661	292	3.798	Vertical	5	1 M	0	-4.706
5.3073 GHz	1	35.377	54	-18.623	306	3.802	Vertical	5	1 M	0	-1.912
11.44 GHz	1	42.439	54	-11.561	316	3.307	Vertical	5	1 M	0	7.774
16.067 GHz	1	43.921	54	-10.079	88	3.307	Vertical	5	1 M	0	12.719
3.7499 GHz	2	46.487	54	-7.513	145	1.5	Horizontal	5	1 M	0	-4.612
11.437 GHz	2	50.405	54	-3.595	115	1.5	Horizontal	5	1 M	0	7.771
14.723 GHz	2	42.532	54	-11.468	259	3.656	Horizontal	5	1 M	0	11.39
16.023 GHz	2	43.431	54	-10.569	120	2.816	Horizontal	5	1 M	0	12.315

Table 9: Radiated Emissions 1-17 GHz Highest Frequency 5720 MHz
Peak

Frequency	SR #	Level (dBµV/m)	Limit (dBµV/m)	Margin (dB)	Azimuth (°)	Pol.	Meas. Time (s)	RBW (Hz)	Meas.Time (s)	Correction (dB)
21.986 GHz	1	58.942	74	-15.058	205	Vertical	5	1 M	0	6.505
27.476 GHz	1	64.261	74	-9.739	170	Vertical	5	1 M	0	5.657
27.51 GHz	1	64.786	74	-9.214	150	Vertical	5	1 M	0	5.644
39.632 GHz	1	59.253	74	-14.747	328	Vertical	5	1 M	0	9.623
21.998 GHz	2	63.375	74	-10.625	151	Horizontal	5	1 M	0	6.495
27.487 GHz	2	66.396	74	-7.604	225	Horizontal	5	1 M	0	5.653
27.496 GHz	2	68.826	74	-5.174	213	Horizontal	5	1 M	0	5.649
27.528 GHz	2	62.785	74	-11.215	214	Horizontal	5	1 M	0	5.637

Avg

Frequency	SR #	Level (dB μ V/m)	Limit (dB μ V/m)	Margin (dB)	Azimuth (°)	Pol.	Meas. Time (s)	RBW (Hz)	Meas. Time (s)	Correction (dB)
21.986 GHz	1	43.553	54	-10.447	205	Vertical	5	1 M	0	6.505
27.476 GHz	1	44.699	54	-9.301	170	Vertical	5	1 M	0	5.657
27.51 GHz	1	48.925	54	-5.075	150	Vertical	5	1 M	0	5.644
39.632 GHz	1	42.703	54	-11.297	328	Vertical	5	1 M	0	9.623
21.998 GHz	2	47.694	54	-6.306	151	Horizontal	5	1 M	0	6.495
27.487 GHz	2	50.12	54	-3.88	225	Horizontal	5	1 M	0	5.653
27.496 GHz	2	53.824	54	-0.176	213	Horizontal	5	1 M	0	5.649
27.528 GHz	2	43.843	54	-10.157	214	Horizontal	5	1 M	0	5.637

Table 10: Radiated Emissions 17-40 GHz Highest Frequency 5720 (worst case)

5.6 §15.407(a) Maximum Power Spectral Density

All chains were measured and summed under the guidance of KDB 789033 Section II. F. and KDB 66291 D01. Please see associated annex for details on instrument settings.

The maximum average power spectral density conducted from the intentional radiator of the antenna shall not be greater than 11 dBm in any 1 MHz band during any time interval of continuous transmission. Results of this testing are summarized. With a 6.1 dBi integrated antenna, the conducted limit for power spectral density is 11 dBm. As per KDB 662911, When the EUT is using spatial-multiplexing in HT to HE modes, there is not additional array gain to accommodate. When the EUT uses Nss=1 data rates, the Integrated antenna gain is 6.1 dBi + Array gain of 3.01 dB which is a total of 9.11 dBi Results of this testing are summarized.

5.6.1 UNII-2A – Integrated Antenna

Modulation (BW)	Frequency (MHz)	Data Rate	TP Setting	Conducted Output Power	Measured PSD	Nss=1 Backoff TP Setting	Nss=1 Backoff PSD
OFDM 20	5260	Mcs0	19	21.29	8.74	18	7.74
OFDM 20	5280	Mcs0	19	21.28	8.25	18	7.25
OFDM 20	5320	Mcs0	18	20.58	7.71	18	7.71
VHT 20	5260	Mcs0	19	21.33	7.96	18	6.96
VHT 20	5280	Mcs0	19	21.26	7.78	19	7.78
VHT 20	5320	Mcs0	18	20.57	7.05	18	7.05
VHT 40	5270	Mcs0	19	20.85	4.22	19	4.22
VHT 40	5310	Mcs0	18	20.19	3.61	18	3.61
VHT80	5290	Mcs0	19	20.78	0.62	19	0.60

5.6.2 UNII-2A – Omni External Antenna

Modulation (BW)	Frequency (MHz)	Data Rate	TP Setting	Conducted Output Power	Measured PSD
OFDM 20	5260	Mcs0	19	21.34	8.85
OFDM 20	5280	Mcs0	19	21.09	8.11
OFDM 20	5320	Mcs0	20	21.71	8.98
VHT 20	5260	Mcs0	19	21.27	7.90
VHT 20	5280	Mcs0	19	21.05	7.60

VHT 20	5320	Mcs0	20	21.69	8.28
VHT 40	5270	Mcs0	19	20.80	4.48
VHT 40	5310	Mcs0	20	21.50	4.96
VHT80	5290	Mcs0	20	21.33	1.14

5.6.3 UNII-2C – Integrated Antenna

Modulation (BW)	Frequency (MHz)	Data Rate	TP Setting	Conducted Output Power	Measured PSD	Nss=1 Backoff TP Setting	Nss=1 Backoff PSD
OFDM 20	5500	Mcs0	20	21.84	8.88	19	7.88
OFDM 20	5600	Mcs0	19	21.61	8.92	17	6.93
OFDM 20	5720	Mcs0	19	20.77	8.11	18	7.11
VHT 20	5500	Mcs0	20	21.82	8.54	19	7.54
VHT 20	5600	Mcs0	19	21.60	8.52	18	7.52
VHT 20	5720	Mcs0	19	20.72	7.58	19	7.58
VHT 40	5510	Mcs0	20	21.54	5.23	20	5.23
VHT 40	5590	Mcs0	19	21.43	5.25	18	5.25
VHT 40	5710	Mcs0	19	20.97	4.77	18	4.77
VHT80	5530	Mcs0	20	21.48	1.76	20	1.76
VHT80	5610	Mcs0	19	21.25	1.96	19	1.96

5.6.4 UNII-2C – Omni External Antenna

Modulation (BW)	Frequency (MHz)	Data Rate	TP Setting	Conducted Output Power	Measured PSD
OFDM 20	5500	Mcs0	19	21.05	8.07
OFDM 20	5600	Mcs0	20	21.77	9.23
OFDM 20	5720	Mcs0	19	21.04	8.15
VHT 20	5500	Mcs0	19	21.00	7.46
VHT 20	5600	Mcs0	20	21.76	8.66
VHT 20	5720	Mcs0	19	21.06	7.80
VHT 40	5510	Mcs0	19	20.55	4.11
VHT 40	5590	Mcs0	20	21.91	5.77

VHT 40	5710	Mcs0	19	20.66	4.05
VHT80	5530	Mcs0	19	20.55	0.85
VHT80	5610	Mcs0	20	21.76	2.45
VHT80	5690	Mcs0	19	20.62	2.05

Result

The maximum average power spectral density was less than the limit of 8 dBm; therefore, the EUT complies with the specification.

5.7 DFS Requirement

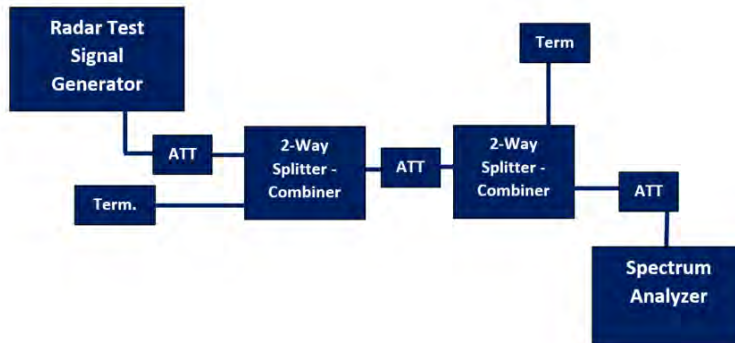
This product is a master with radar detection. The outcome of the required DFS tests is located in this section. DFS testing was performed following the test procedures as outlined in KDB 905462.

The product passes all required DFS tests for a master with radar detection.

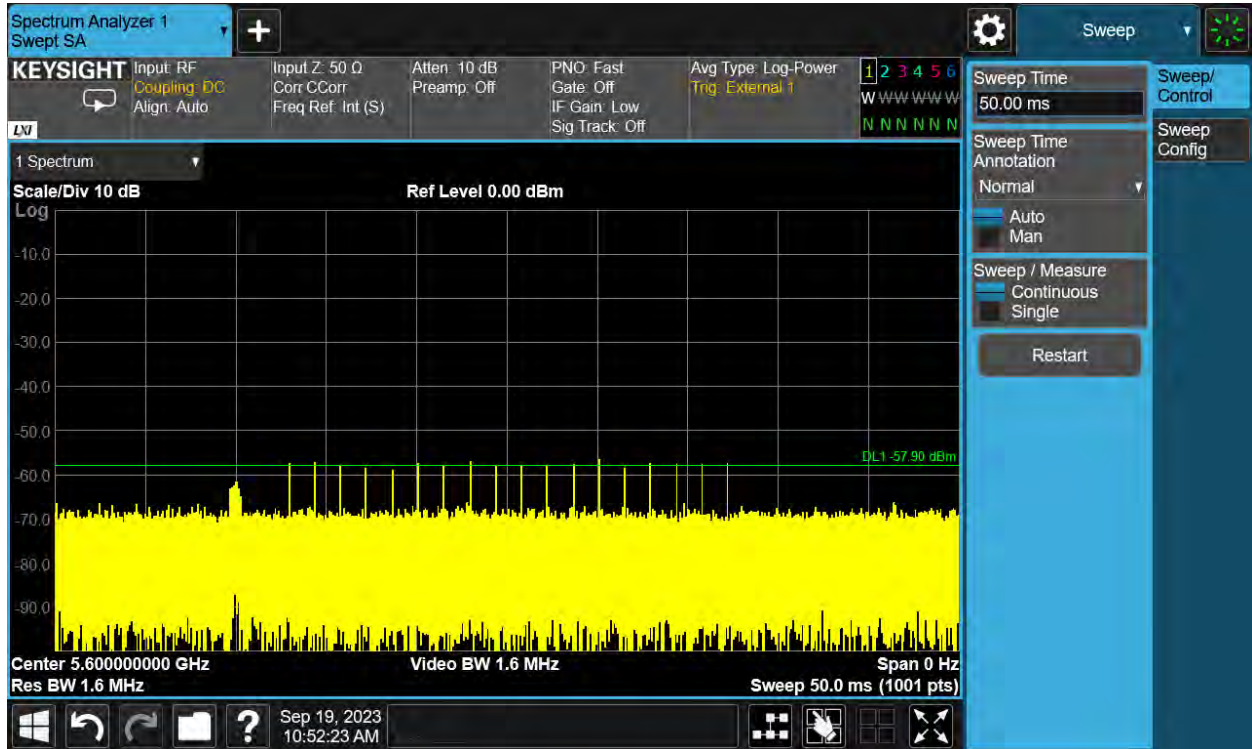
Information	Status
Possible Antenna/s	6.1 dBi Integral/ 4.57 dBi Omni External
Antenna used for test	6.1 dBi Integral
Operating mode	Master
Port used for testing	J5 and J7
EIRP range	> 200 milliwatts
Impedance of port	50 ohms
Channel loading technique	Data transfer was enacted to achieve a minimum channel loading of approximately 17%
Antenna measurement technique	See note 1
Time of power-on cycle	50-60s
Detection threshold level	-57.9 dBm

Requirement	Operational Mode		
	Master	Client Without Radar Detection	Client With Radar Detection
<i>Non-Occupancy Period</i>	Yes	Not Required	Yes
<i>DFS Detection Threshold</i>	Yes	Not Required	Yes
<i>Channel Availability Check Time</i>	Yes	Not Required	Not Required
<i>U-NII Detection Bandwidth</i>	Yes	Not Required	Yes

Requirement	Operational Mode	
	Master or Client Client Without Radar Detection	Client Without Radar Detection
<i>DFS Detection Threshold</i>	Yes	Not Required
<i>Channel Closing Transmission Time</i>	Yes	Yes
<i>Channel Move Time</i>	Yes	Yes
<i>U-NII Detection Bandwidth</i>	Yes	Not Required



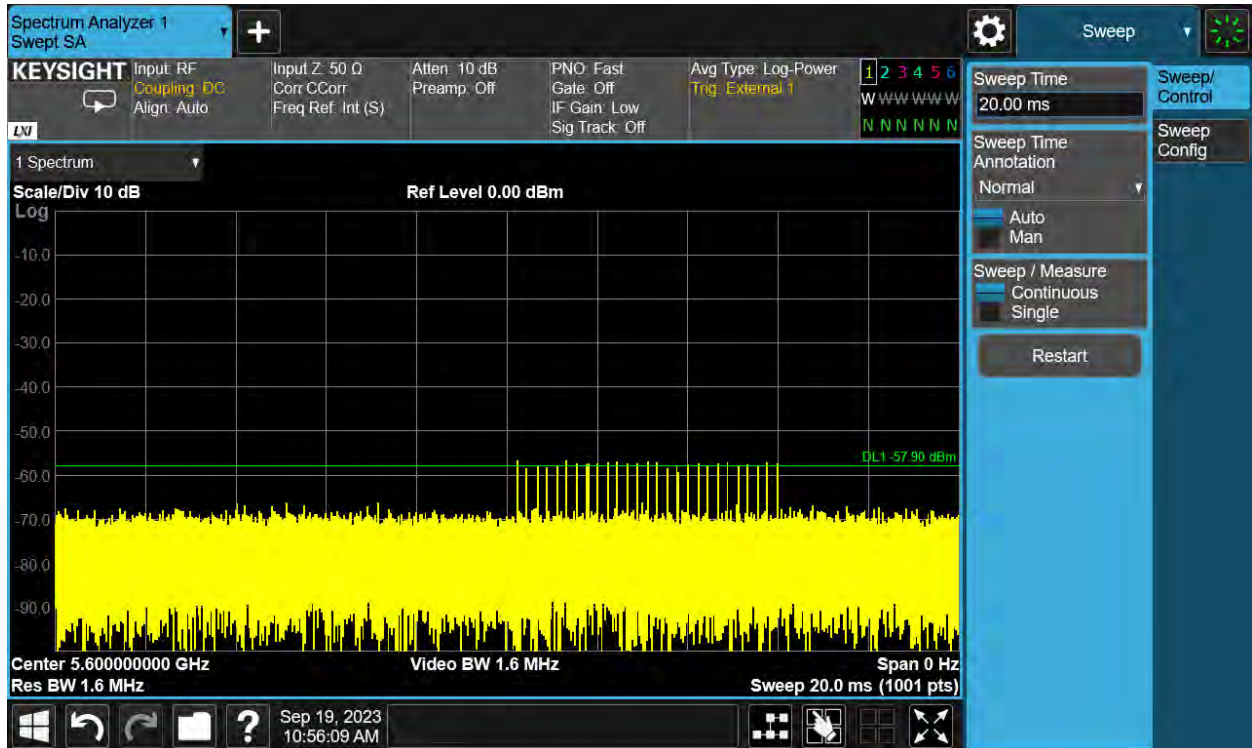
Maximum Transmit Power	Value (See Notes 1, 2, and 3)
EIRP \geq 200 milliwatt	-64 dBm
EIRP < 200 milliwatt and power spectral density < 10 dBm/MHz	-62 dBm
EIRP < 200 milliwatt that do not meet the power spectral density requirement	-64 dBm
<p>Note 1: This is the level at the input of the receiver assuming a 0 dBi receive antenna.</p> <p>Note 2: Throughout these test procedures an additional 1 dB has been added to the amplitude of the test transmission waveforms to account for variations in measurement equipment. This will ensure that the test signal is at or above the detection threshold level to trigger a DFS response.</p> <p>Note3: EIRP is based on the highest antenna gain. For MIMO devices refer to KDB Publication 662911 D01.</p>	



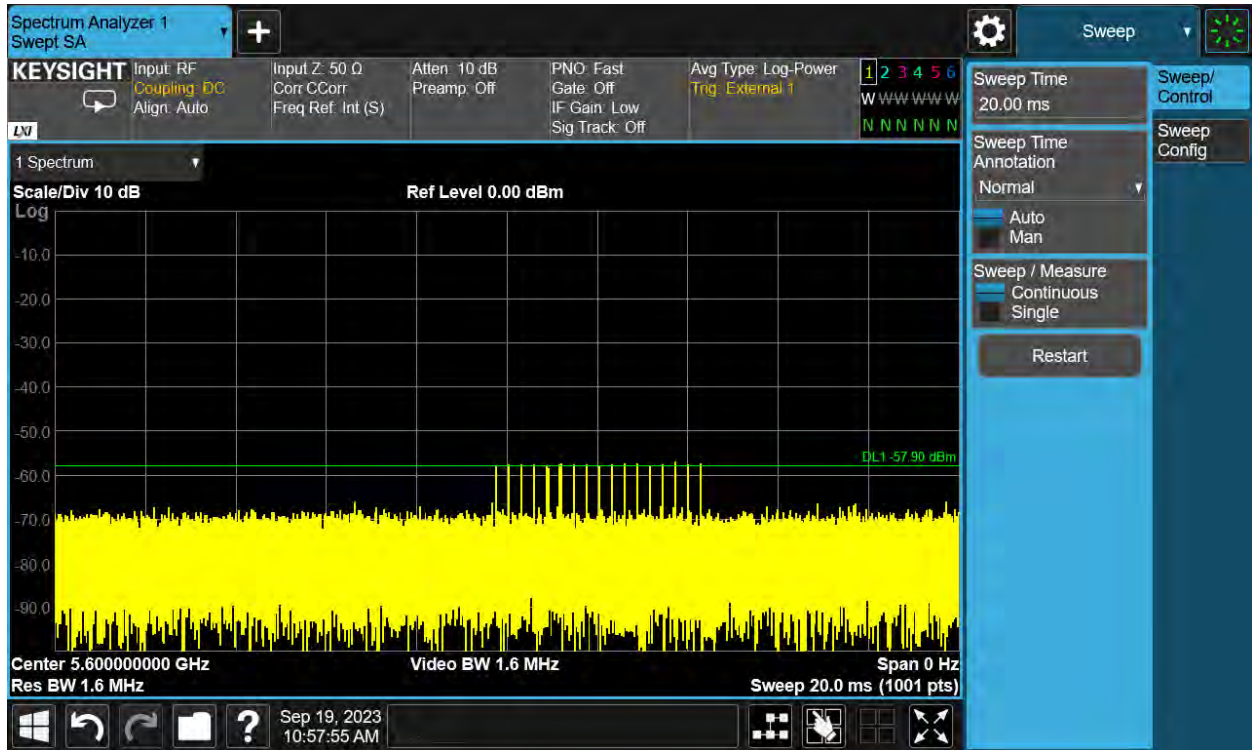
Plot 1: Radar Level 0



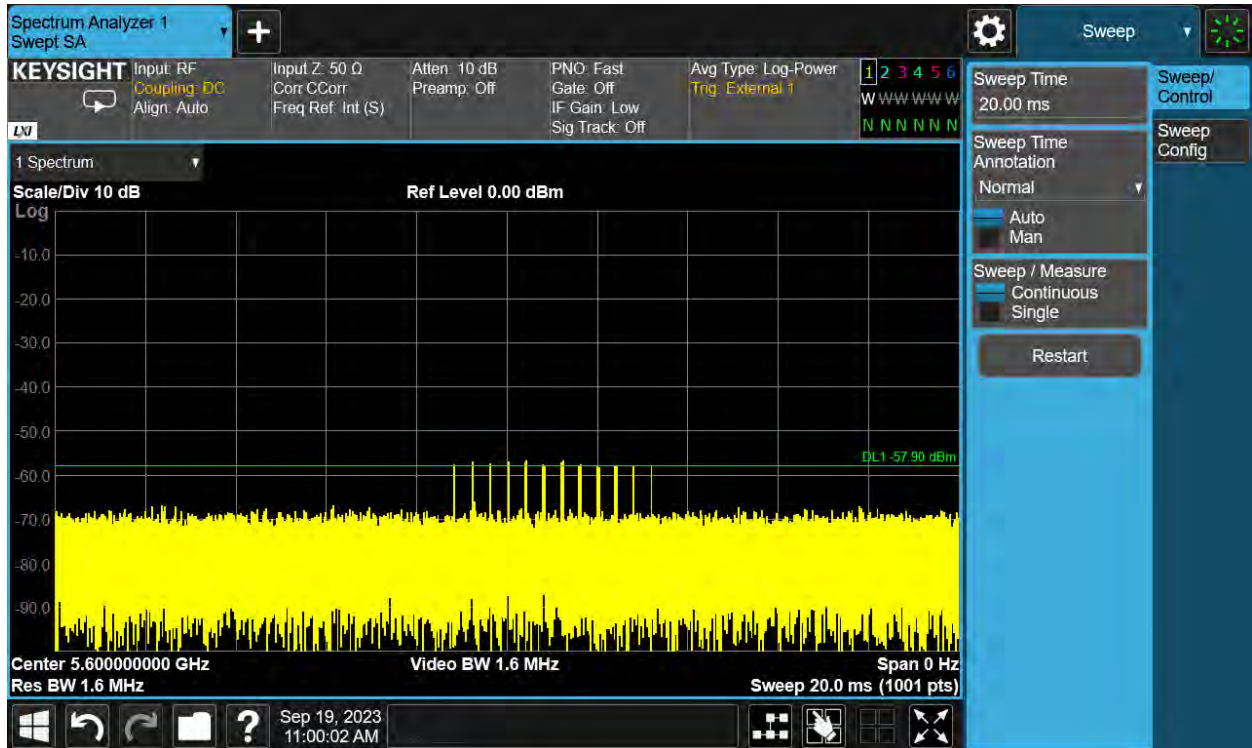
Plot 2: Radar Level 1



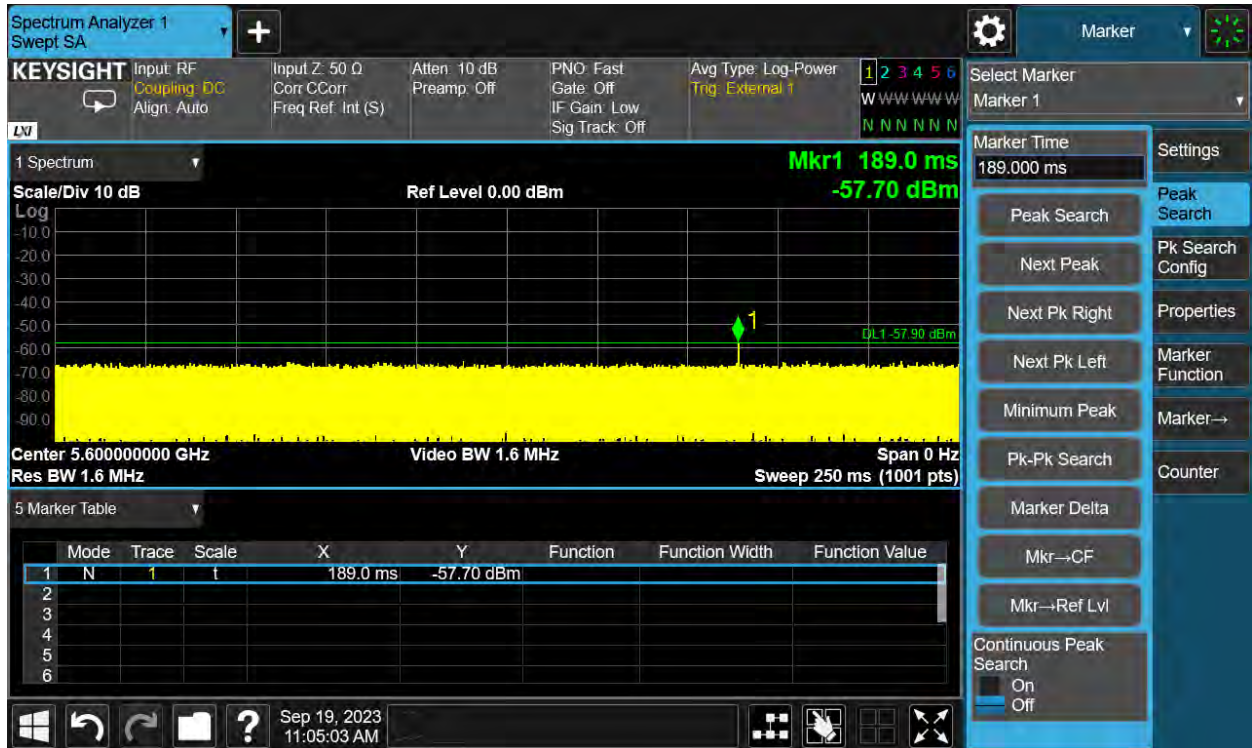
Plot 3: Radar Level 2



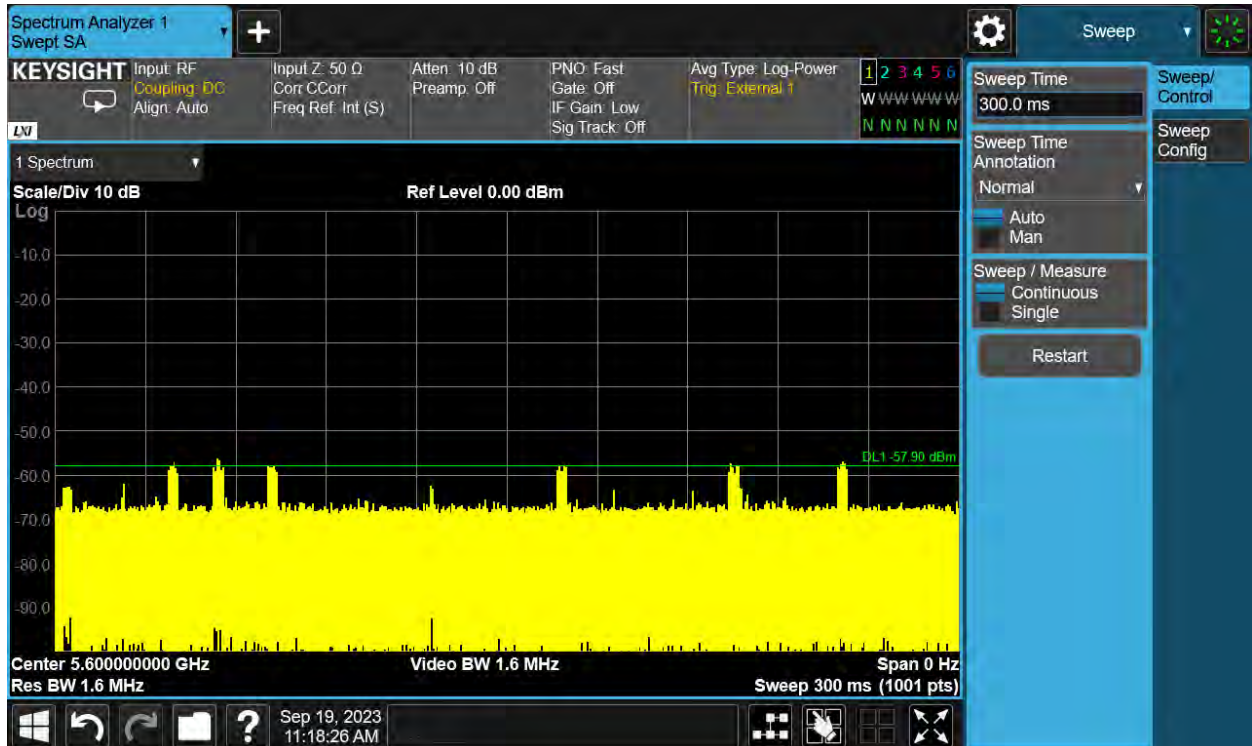
Plot 4: Radar Level 3



Plot 5: Radar Level 4



Plot 6: Radar Level 5



Plot 7: Radar Level 6

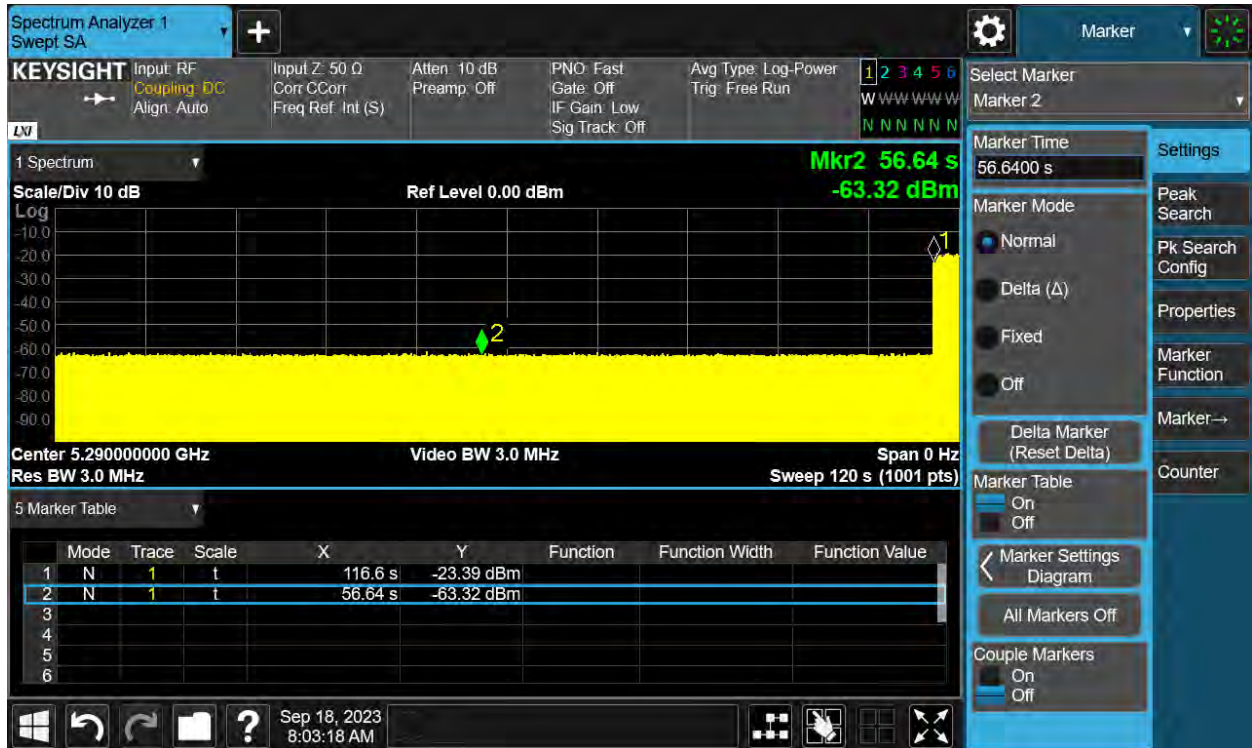
5.7.1 Channel Availability Check (CAC)

The EUT shall perform a CAC to ensure that there is no radar operating on the channel. After the power-up sequence, at-least 1 minute shall be monitored on the intended operating frequency. For initial CAC, the EUT does not emit beacon, control, or data signals on the test channel until the power-up sequence has been completed and the UNII device checks for radar waveforms for one minute on the test channel. This test does not use any radar waveforms. The markers in the associated plots indicate initial beacons.

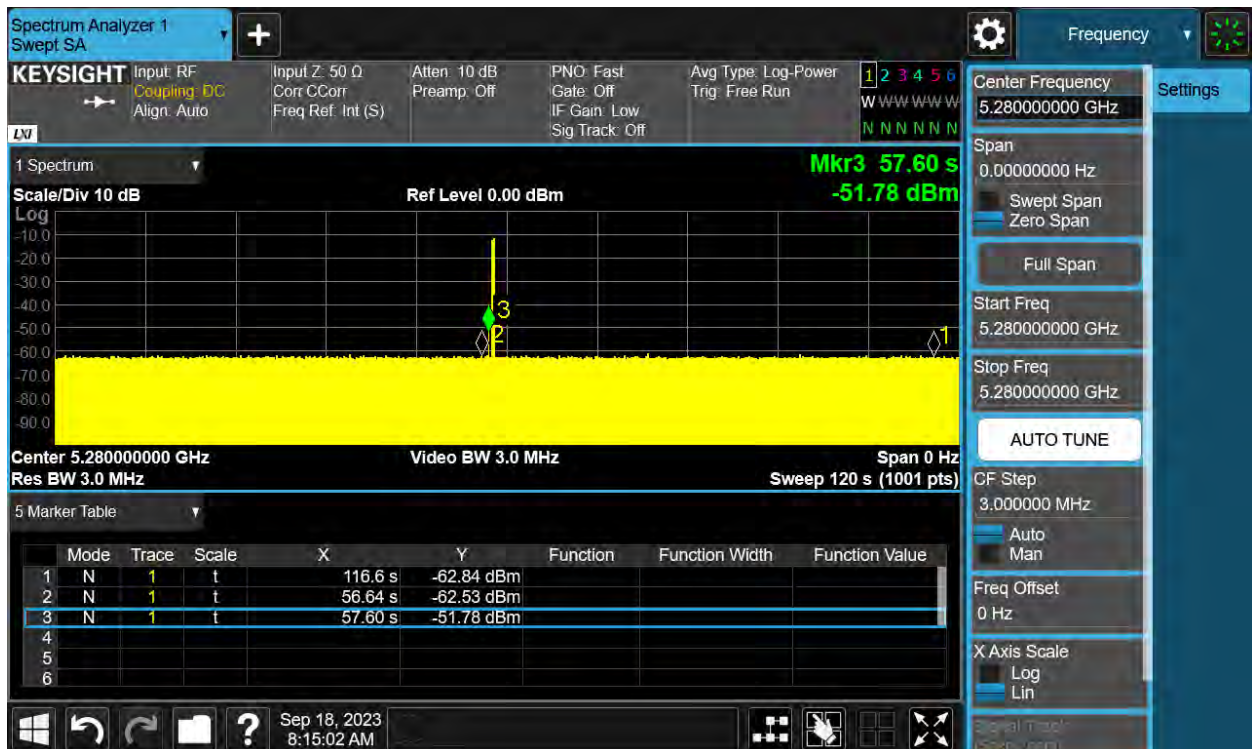
For radar burst at the beginning of the CAC. To verify successful radar detection on the selected channel during a period equal to the beginning of the CAC time, visual indication on the EUT of successful detection of the radar burst will be recorded and reported. Observation of the radar burst is show on the associated plot to be within the beginning of the CAC time. Emissions will continue to be monitored for the remaining 300 seconds.

For radar burst at the end of the CAC. To verify successful radar detection on the selected channel during a period equal to the end of the CAC time, visual indication on the EUT of successful detection of the radar burst will be recorded and reported. Observation of the radar burst is show on the associated plot to be within the end of the CAC time. Emissions will continue to be monitored for the remaining 300 seconds.

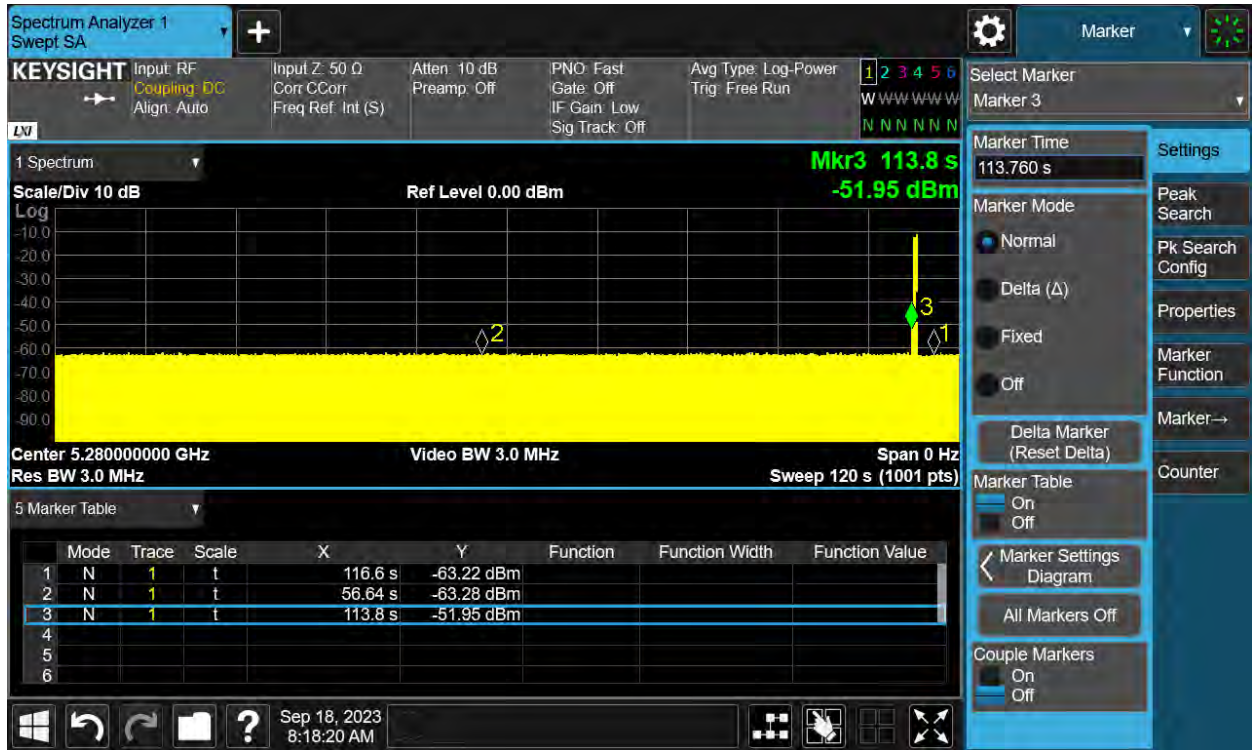
A spectrum analyzer is used as a monitor to verify that the EUT has vacated the channel within the channel closing transmission time and channel move time, and does not transmit on a channel during the non-occupancy period after the detection and channel move.



Plot 8: DUT Turn On



Plot 9: Beginning



Plot 10: End

5.7.2 In-service Monitoring

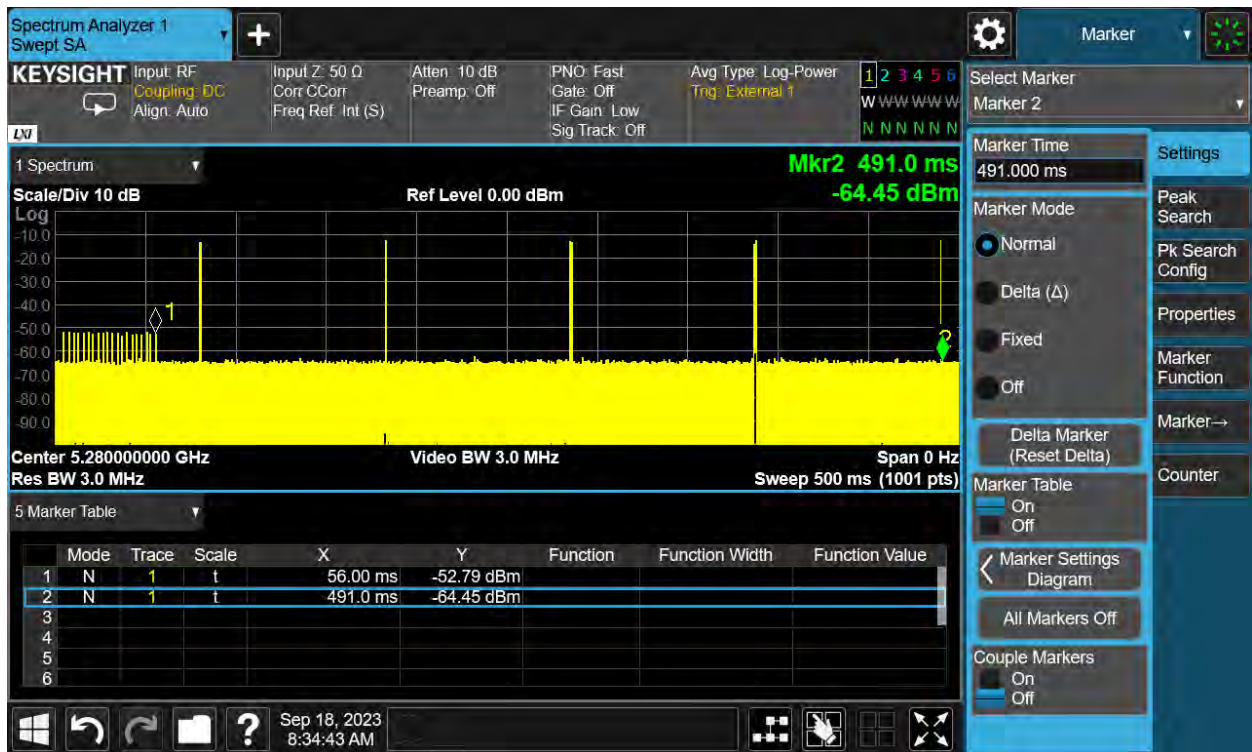
Channel Move Time	10 seconds
Channel Closing Transmission Time	200 ms + aggregate of 60 ms over remaining 10 second period
Non-occupancy period	Minimum 30 minutes

Verified during in-service monitoring: channel closing transmission time and channel move time. The transmissions were observed at the end of the radar burst on the operating channel for a duration of greater than 10 seconds. The transmissions were measured and recorded during the observation time. This was compared to the channel move time and channel closing time limits. One 12 second plot is reported for the short pulse radar type 0. A 60 ms plot is also provided to verify closing time for the aggregate transmission time starting from 200 ms after the end of the radar signal to the completion of the channel move.

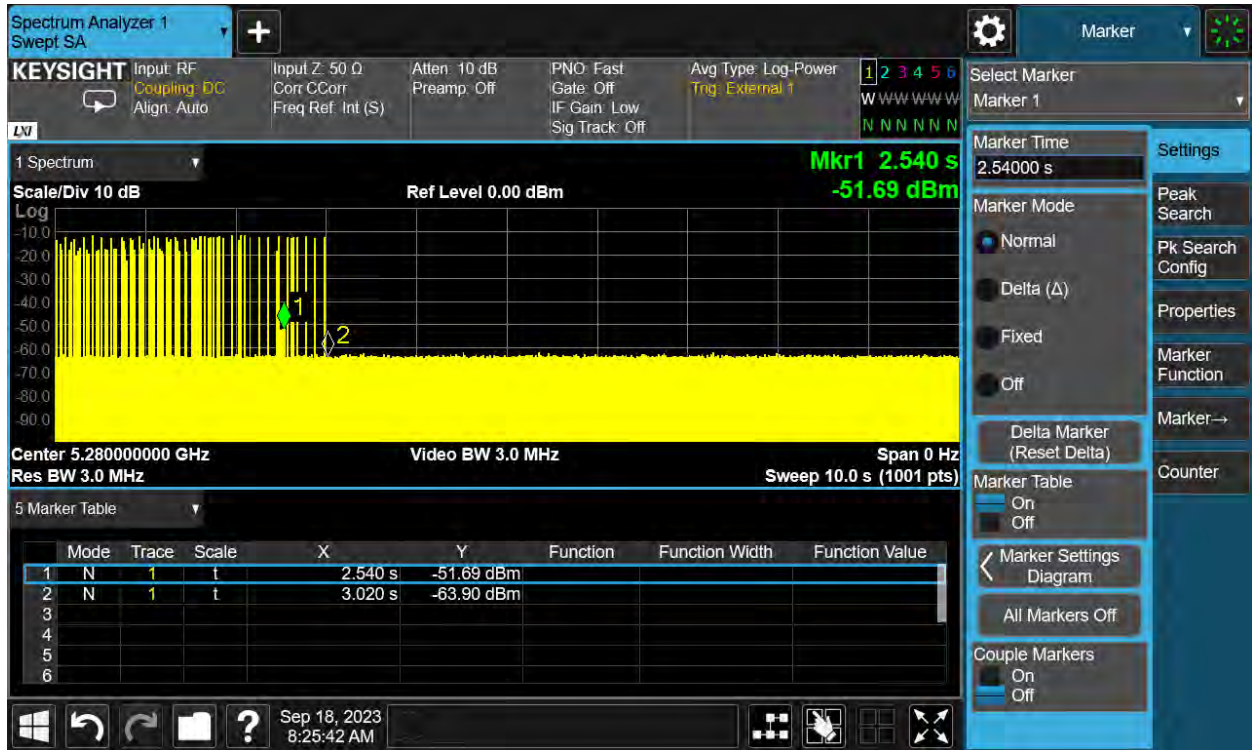
During the 30 minutes observation time, the EUT did not make any transmissions on a channel after a radar signal was detected.

Please see plots below.

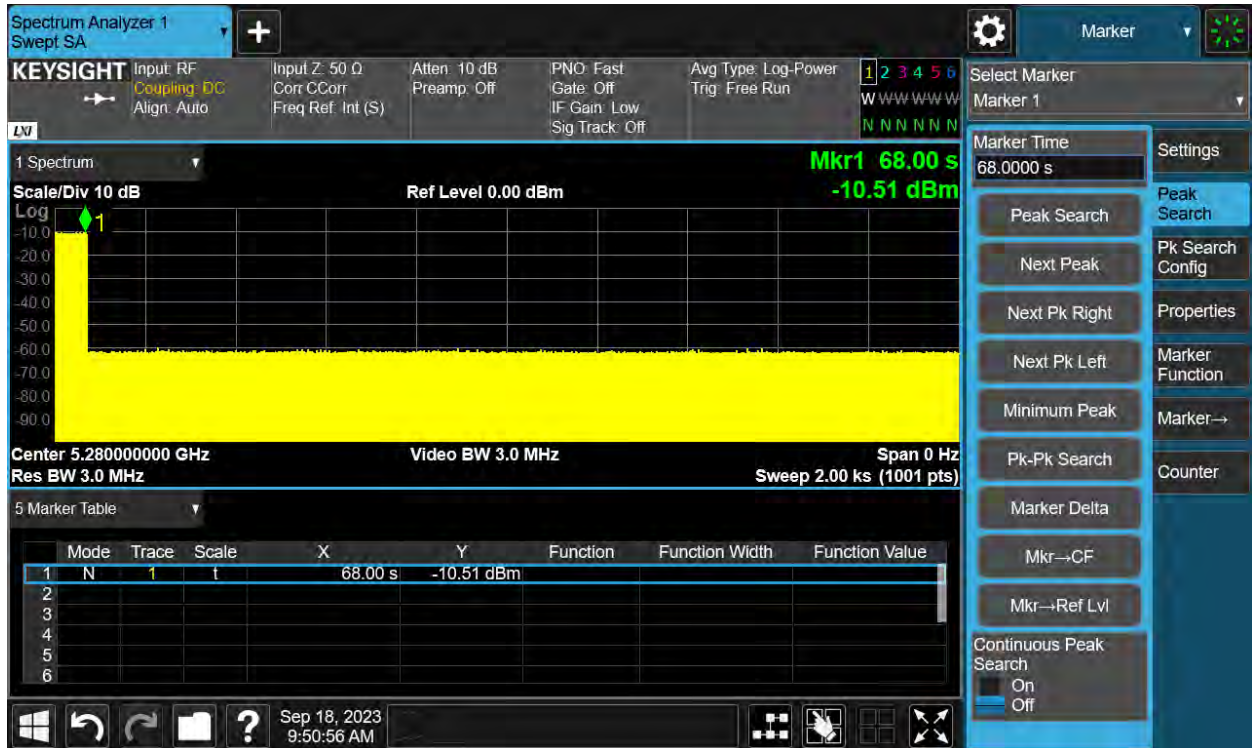
A spectrum analyzer is used as a monitor to verify that the EUT has vacated the channel within the channel closing transmission time and channel move time, and does not transmit on a channel during the non-occupancy period after the detection and channel move.



Plot 11: Channel Close



Plot 12: Channel Move



Plot 13: Non-Occupancy

5.7.3 DFS Detection Bandwidth

20 MHz

EUT Frequency = 5600 MHz ; Bandwidth = 20 MHz											
Radar Frequency MHz	DFS Detection Trials (1 = Detection, 0 = No Detection)										Detection Rate %
	Trials										
	1	2	3	4	5	6	7	8	9	10	
F_Low 5590	1	1	1	1	1	1	1	1	1	1	100
5595	1	1	1	1	1	1	1	1	1	1	100
5600	1	1	1	1	1	1	1	1	1	1	100
5605	1	1	1	1	1	1	1	1	1	1	100
F_High 5610	1	1	1	1	1	1	1	1	1	1	100
Total Detection Percentage											100
Detection Bandwidth = FH-FL = 5590 MHz - 5610 MHz = 20 MHz											
99% Bandwidth = 19.8 MHz											

40 MHz

EUT Frequency = 5590 MHz ; Bandwidth = 40 MHz											
Radar Frequency MHz	DFS Detection Trials (1 = Detection, 0 = No Detection)										Detection Rate %
	Trials										
	1	2	3	4	5	6	7	8	9	10	
F_Low 5570	1	1	1	1	1	1	1	1	1	1	100
5580	1	1	1	1	1	1	1	1	1	1	100
5590	1	1	1	1	1	1	1	1	1	1	100
5600	1	1	1	1	1	1	1	1	1	1	100
F_High 5610	1	1	1	1	1	1	1	1	1	1	100
Total Detection Percentage											100
Detection Bandwidth = FH-FL = 5570 MHz - 5610 MHz = 40 MHz											
99% Bandwidth = 39.6 MHz											

80 MHz

EUT Frequency = 5610 MHz ; Bandwidth = 80 MHz											
Radar Frequency MHz	DFS Detection Trials (1 = Detection, 0 = No Detection)										Detection Rate %
	Trials										
	1	2	3	4	5	6	7	8	9	10	
F_Low 5570	1	1	1	1	1	1	1	1	1	1	100
5590	1	1	1	1	1	1	1	1	1	1	100
5610	1	1	1	1	1	1	1	1	1	1	100
5630	1	1	1	1	1	1	1	1	1	1	100
F_High 5650	1	1	1	1	1	1	1	1	1	1	100
Total Detection Percentage											100
Detection Bandwidth = FH-FL = 5570 MHz - 5650 MHz = 80 MHz											
99% Bandwidth = 79.2 MHz											

5.7.4 Detection Probability

For statistical performance check. Demonstrating a minimum channel loading of approximately 17% or greater of the test. Observe the transmissions of the EUT at the end of the burst on the operating channel for duration greater than 10 seconds for short pulse radar type 1-4 and 6 to ensure detection occurs. Then observe the transmissions of the EUT at the end of the burst on the operating channel for duration greater than 22 seconds for long pulse radar type 5 to ensure detection occurs. The device can utilize a test mode to demonstrate when detection occurs to prevent the need to reset the device between trial runs.

Please see data below.

Radar Type	Min successful detection (%)	Maximum Trials
1	60	30
2	60	30
3	60	30
4	60	30
Types 1 - 4	80	120
5	80	30
6	70	30

20 MHz

Summary			
Type	Detections	Trials	Detection Probability
Type 1	22	30	73%
Type 2	26	30	87%
Type 3	21	30	70%
Type 4	27	30	90%
Type 5	29	30	97%
Type 6	29	30	97%
Aggregate 1-4	96	120	80%

RADAR TYPE 1				Rohde & Schwarz K350 Pulse Sequencer DFS
Trial #	Number of Pulses per Burst	Pulse Width (µsec)	PRI (µs)	Detection (yes/no)
1	46	1	1167	y
2	19	1	2884	y
3	36	1	1504	y
4	22	1	2490	y
5	39	1	1382	y
6	70	1	759	y
7	40	1	1318	y
8	41	1	1301	y
9	25	1	2189	y
10	94	1	566	y
11	49	1	1086	y
12	29	1	1848	n
13	58	1	923	y
14	33	1	1619	y
15	26	1	2056	y
16	28	1	1949	y
17	40	1	1325	y
18	74	1	715	n
19	43	1	1243	y
20	53	1	1004	y
21	32	1	1679	y
22	43	1	1239	y
23	29	1	1840	y
24	25	1	2177	y
25	22	1	2487	y
26	27	1	2005	y
27	29	1	1871	y
28	25	1	2134	y
29	35	1	1515	y
30	31	1	1700	y
				28/30: 93.3%

RADAR TYPE 2				Rohde & Schwarz K350 Pulse Sequencer DFS
Trial #	Number of Pulses per Burst	Pulse Width (µsec)	PRI (µs)	Detection (yes/no)
1	28	3.8	156	y
2	27	2.1	157	n
3	25	4.9	188	y
4	29	4.4	209	n
5	29	2.6	222	y
6	27	1.7	174	n
7	29	1.1	212	y
8	27	1.2	192	y
9	29	2.1	202	y
10	28	2.6	168	y
11	25	1	225	y
12	25	4.3	222	y
13	26	4	203	y
14	27	3.6	166	n
15	24	2.8	174	y
16	23	1.8	202	y
17	24	4.5	156	y
18	24	2.1	213	n
19	23	4.8	160	y
20	24	1.1	209	y
21	28	4.6	215	y
22	25	3.8	191	n
23	28	3.6	211	y
24	29	3.4	166	y
25	24	2.2	190	y
26	25	1.1	176	y
27	24	1.9	158	y
28	25	1.4	206	y
29	28	2.4	186	n
30	28	1	150	y
				23/30: 76.7%

RADAR TYPE 3				Rohde & Schwarz K350 Pulse Sequencer DFS
Trial #	Number of Pulses per Burst	Pulse Width (µsec)	PRI (µs)	Detection (yes/no)
1	17	7.3	492	y
2	16	6.8	380	y
3	17	7.3	258	y
4	17	8.3	293	y
5	16	6.3	288	y
6	16	6.5	248	n
7	16	9.5	363	y
8	17	6.2	426	y
9	17	7.5	453	y
10	16	8.9	413	y
11	18	6.1	357	y
12	16	9.3	352	y
13	17	6.1	251	n
14	16	8.6	220	y
15	17	8.3	352	n
16	16	6.7	411	y
17	16	8.1	261	y
18	18	8	223	y
19	17	9.1	279	y
20	17	6.1	248	y
21	18	9.1	368	y
22	17	9.7	279	y
23	17	7.1	449	y
24	18	6.6	425	y
25	18	7.4	346	y
26	17	7.7	210	y
27	16	9.1	224	y
28	17	9.4	394	y
29	18	6.5	438	y
30	17	9.5	317	n
				26/30: 86.7%

RADAR TYPE 4				Rohde & Schwarz K350 Pulse Sequencer DFS
Trial #	Number of Pulses per Burst	Pulse Width (µsec)	PRI (µs)	Detection (yes/no)
1	14	18	292	y
2	15	14.9	431	n
3	14	13.8	331	y
4	12	19.3	472	y
5	13	14.3	252	y
6	12	19.5	216	y
7	15	14.2	471	n
8	15	17.3	414	y
9	15	14	209	y
10	16	18.2	272	y
11	14	12.1	280	n
12	13	13.1	437	n
13	13	11.1	363	y
14	14	16.9	266	y
15	15	19.5	306	y
16	15	19.5	403	y
17	13	13.7	293	y
18	15	13.5	462	y
19	13	14.9	286	y
20	16	16.2	446	y
21	14	19.9	426	y
22	13	18.7	491	n
23	13	16.6	311	y
24	12	13.5	373	y
25	16	11.3	472	n
26	13	15.8	402	y
27	15	13.7	295	y
28	13	14.7	355	y
29	12	11.4	350	y
30	13	11.7	362	y
				24/30: 80%

TYPE 5		Rohde & Schwarz K350 Pulse Sequencer DFS		
Trial #	Detection (yes/no)	Chirp Width (MHz)	Subset	Fc
1	y	17	1	5600
2	y	16	1	5600
3	y	18	1	5600
4	y	13	1	5600
5	y	6	1	5600
6	y	16	1	5600
7	y	13	1	5600
8	y	15	1	5600
9	y	7	1	5600
10	y	6	1	5600
11	y	12	2	5594.8
12	y	9	2	5593.6

13	Y	18	2	5597.2
14	y	11	2	5594.4
15	y	5	2	5592
16	y	10	2	5594
17	y	18	2	5597.2
18	y	12	2	5594.8
19	y	11	2	5594.4
20	y	19	2	5597.6
21	y	7	3	5607.2
22	y	6	3	5607.6
23	y	17	3	5603.2
24	y	8	3	5606.8
25	y	9	3	5606.4
26	y	7	3	5607.2
27	y	18	3	5602.8
28	y	16	3	5603.6
29	y	11	3	5605.6
30	y	5	3	5608

30/30: 100%

Type 5 Trials

TYPE 5 PARAMETER SHEET							Rohde & Schwarz Pulse Sequencer
Trial Number :							1
Bursts in Trial:							20
Burst	Number of Pulses	Pulse Width (µsec)	Chirp Width (MHz)	Pulse 1-to-2 PRI (µsec)	Pulse 2-to-3 PRI (µsec)	Start Location Within Interval (msec)	
1	2	90.6	17	1302		299.851	
2	3	77.7	17	1165	1671	492.7	
3	3	96.5	17	1770	1243	27.86	
4	3	98.9	17	1021	1898	126.77	
5	2	98.6	17	1866		349.76	
6	3	76.7	17	1053	1224	535.13	
7	1	58.8	17			470.14	
8	1	74.7	17			223.13	
9	2	59.3	17	1808		170.41	
10	2	70.8	17	1136		296.31	
11	2	62.4	17	1305		337.79	
12	3	52.8	17	1777	1158	175.23	
13	2	57.9	17	1532		575.47	
14	3	72.6	17	1016	1749	179.6	
15	1	53.1	17			529.23	
16	2	51.5	17	1181		14.84	

17	1	86.8	17			411.7
18	3	76	17	1339	1043	269.6
19	1	89.8	17			22.5
20	1	84.3	17			13

TYPE 5 PARAMETER SHEET							Rohde & Schwarz Pulse Sequencer
Trial Number :							
2							
Bursts in Trial:							
18							
Burst	Number of Pulses	Pulse Width (µsec)	Chirp Width (MHz)	Pulse 1-to-2 PRI (µsec)	Pulse 2-to-3 PRI (µsec)	Start Location Within Interval (msec)	
1	3	82.7	16	1385	1850	330.494	
2	3	75	16	1092	1909	80.749	
3	1	69.9	16			204.237	
4	1	67	16			152.01	
5	1	73.1	16			620.333	
6	2	89	16	1954		243.327	
7	2	74.8	16	1986		646.7	
8	1	67.3	16			103.663	
9	2	71.6	16	1519		404.957	
10	3	84	16	1332	1020	403.42	
11	3	76.8	16	1913	1324	399.233	
12	1	98.6	16			33.067	
13	1	54.3	16			429.15	
14	3	79.2	16	1868	1879	404.683	
15	1	75.6	16			608.977	
16	2	56.6	16	1811		241.3	
17	2	64.8	16	1861		327.933	
18	2	71.4	16	1220		250.967	

TYPE 5 PARAMETER SHEET		Rohde & Schwarz Pulse Sequencer
Trial Number :		
3		
Bursts in Trial:		
14		

Burst	Number of Pulses	Pulse Width (µsec)	Chirp Width (MHz)	Pulse 1-to-2 PRI (µsec)	Pulse 2-to-3 PRI (µsec)	Start Location Within Interval (msec)
1	3	89.1	18	1070	1109	693.418
2	2	72.5	18	1838		772.317
3	3	75.5	18	1433	1460	683.344
4	3	87.4	18	1508	1258	269.171
5	2	72.6	18	1856		64.799
6	3	72.5	18	1620	1836	98.676
7	2	79.1	18	1391		850.133
8	3	59.8	18	1915	1775	113.3
9	3	79.5	18	1091	1922	42.117
10	3	72.9	18	1040	1287	197.664
11	1	52.1	18			730.471
12	1	79.3	18			646.429
13	3	90.6	18	1202	1108	408.386
14	1	96.3	18			604.843

TYPE 5 PARAMETER SHEET							Rohde & Schwarz Pulse Sequencer
Trial Number :							4
Bursts in Trial:							9
Burst	Number of Pulses	Pulse Width (µsec)	Chirp Width (MHz)	Pulse 1-to-2 PRI (µsec)	Pulse 2-to-3 PRI (µsec)	Start Location Within Interval (msec)	
1	1	83.5	13			937.477	
2	3	56.1	13	1887	1639	1074.747	
3	1	64.6	13			1185.563	
4	1	99.7	13			1221.34	
5	1	50.7	13			125.647	
6	2	53.3	13	1276		619.513	
7	3	98.3	13	1664	1590	720.38	
8	2	69.3	13	1469		96.827	
9	2	76.4	13	1110		661.433	

TYPE 5 PARAMETER SHEET							Rohde & Schwarz Pulse Sequencer
Trial Number :							5

Bursts in Trial: 12						
Burst	Number of Pulses	Pulse Width (µsec)	Chirp Width (MHz)	Pulse 1-to-2 PRI (µsec)	Pulse 2-to-3 PRI (µsec)	Start Location Within Interval (msec)
1	2	96.1	6	1830		23.407
2	2	86.9	6	1623		831.71
3	3	82.5	6	1699	1086	975.26
4	1	94.5	6			762.24
5	2	78.9	6	1021		222.93
6	1	87.8	6			483.21
7	3	50.7	6	1150	1464	16.02
8	3	95.8	6	1434	1330	859.54
9	1	65	6			462.78
10	2	57	6	1327		128.47
11	1	51.6	6			181.3
12	2	66.4	6	1570		431

TYPE 5 PARAMETER SHEET						Rohde & Schwarz Pulse Sequencer
Trial Number : 6						
Bursts in Trial: 17						
Burst	Number of Pulses	Pulse Width (µsec)	Chirp Width (MHz)	Pulse 1-to-2 PRI (µsec)	Pulse 2-to-3 PRI (µsec)	Start Location Within Interval (msec)
1	2	99.3	16	1651		639.601
2	2	88.5	16	1890		29.137
3	2	66.7	16	1053		589.515
4	2	53.3	16	1345		479.683
5	2	68.4	16	1725		442.651
6	1	92.5	16			73.788
7	3	96.8	16	1331	1110	315.686
8	3	63.8	16	1224	1694	279.154
9	3	98.6	16	1042	1737	3.511
10	1	94.3	16			403.049
11	3	78.2	16	1887	1869	202.146
12	2	59.5	16	1729		359.484
13	3	73.7	16	1037	1904	607.202

14	2	71.6	16	1798		387.539
15	1	92.9	16			539.147
16	1	88.9	16			219.865
17	3	58.6	16	1196	1328	627.682

TYPE 5 PARAMETER SHEET							Rohde & Schwarz Pulse Sequencer
Trial Number :							7
Bursts in Trial:							20
Burst	Number of Pulses	Pulse Width (µsec)	Chirp Width (MHz)	Pulse 1-to-2 PRI (µsec)	Pulse 2-to-3 PRI (µsec)	Start Location Within Interval (msec)	
1	2	54.5	13	1034		169.95	
2	1	94.2	13			488.05	
3	1	71.3	13			460.1	
4	1	84.7	13			234.23	
5	1	61.3	13			555.57	
6	2	72.6	13	1111		91.73	
7	2	65.7	13	1610		231.02	
8	2	53.3	13	1297		496.14	
9	1	77.2	13			54.81	
10	3	66.2	13	1380	1563	505.51	
11	3	57.3	13	1877	1916	101.39	
12	2	96.1	13	1799		222.61	
13	3	67.2	13	1858	1567	444.98	
14	2	57.9	13	1988		263.5	
15	1	69.2	13			234.06	
16	3	75.3	13	1862	1320	266.97	
17	1	82.4	13			61.97	
18	2	72.7	13	1402		67.4	
19	2	71.9	13	1376		550.4	
20	2	50.6	13	1534		572.4	

TYPE 5 PARAMETER SHEET							Rohde & Schwarz Pulse Sequencer
Trial Number :							8
Bursts in Trial:							13

Burst	Number of Pulses	Pulse Width (µsec)	Chirp Width (MHz)	Pulse 1-to-2 Spacing (µsec)	Pulse 2-to-3 PRI (µsec)	Start Location Within Interval (msec)
1	2	73.9	15	1487		38.404
2	1	82.8	15			874.173
3	1	71.7	15			721.566
4	3	83.3	15	1779	1616	554.849
5	3	93.9	15	1241	1456	38.132
6	2	73.4	15	1496		399.315
7	3	58.8	15	1387	1868	589.408
8	2	70.6	15	1782		383.952
9	3	87.5	15	1338	1295	386.105
10	1	96.4	15			25.288
11	1	75.9	15			914.131
12	2	61.6	15	1976		787.554
13	3	51.4	15	1161	1914	244.477

TYPE 5 PARAMETER SHEET						
						Rohde & Schwarz Pulse Sequencer
Trial Number :						
9						
Bursts in Trial:						
12						
Burst	Number of Pulses	Pulse Width (µsec)	Chirp Width (MHz)	Pulse 1-to-2 PRI (µsec)	Pulse 2-to-3 PRI (µsec)	Start Location Within Interval (msec)
1	1	99.8	7			847.212
2	1	55.4	7			196.59
3	2	68.1	7	1789		799.21
4	3	59.9	7	1598	1380	945.5
5	1	72.7	7			863.19
6	2	81.1	7	1500		648.59
7	1	53.4	7			531.69
8	1	95.5	7			178.37
9	1	64.8	7			744.02
10	3	95.3	7	1496	1406	717.63
11	1	63.7	7			790.2
12	3	59.8	7	1786	1707	851.9

TYPE 5 PARAMETER SHEET							Rohde & Schwarz Pulse Sequencer
Trial Number :							10
Bursts in Trial:							15
Burst	Number of Pulses	Pulse Width (µsec)	Chirp Width (MHz)	Pulse 1-to-2 PRI (µsec)	Pulse 2-to-3 PRI (µsec)	Start Location Within Interval (msec)	
1	1	56.6	6			581.82	
2	1	60.9	6			183.857	
3	3	94	6	1979	1177	282.84	
4	2	94.9	6	1131		323.38	
5	1	56.6	6			586.24	
6	2	78.6	6	1310		100.98	
7	2	76.2	6	1545		30.79	
8	2	70.8	6	1941		67.73	
9	3	77.1	6	1900	1004	535.94	
10	1	58.4	6			115.86	
11	2	78.9	6	1954		275.73	
12	2	58.7	6	1547		382.72	
13	1	53.1	6			541.9	
14	2	62.6	6	1607		710.3	
15	2	75.7	6	1078		304.3	

TYPE 5 PARAMETER SHEET							Rohde & Schwarz Pulse Sequencer
Trial Number :							11
Bursts in Trial:							9
Burst	Number of Pulses	Pulse Width (µsec)	Chirp Width (MHz)	Pulse 1-to-2 PRI (µsec)	Pulse 2-to-3 PRI (µsec)	Start Location Within Interval (msec)	
1	3	93.8	12	1024	1407	574.874	
2	3	85.3	12	1910	1615	361.027	
3	2	63.8	12	1663		1263.283	
4	1	95	12			1255.99	
5	2	74.8	12	1380		1130.847	
6	2	57.4	12	1327		1114.643	

7	2	63.7	12	1257		376.23
8	1	87.1	12			664.357
9	1	67.9	12			811.333

TYPE 5 PARAMETER SHEET						
						Rohde & Schwarz Pulse Sequencer
Trial Number : 12						
Bursts in Trial: 19						
Burst	Number of Pulses	Pulse Width (µsec)	Chirp Width (MHz)	Pulse 1-to-2 PRI (µsec)	Pulse 2-to-3 PRI (µsec)	Start Location Within Interval (msec)
1	2	54.2	9	1145		499.56
2	2	87.9	9	1695		77.215
3	1	89.1	9			185.922
4	3	69.9	9	1690	1251	195.983
5	2	59.7	9	1548		530.194
6	1	69.2	9			617.035
7	1	74.5	9			391.726
8	2	71.7	9	1726		417.777
9	3	90.1	9	1302	1647	305.168
10	3	63.7	9	1948	1046	152.169
11	3	59	9	1718	1977	277.921
12	1	87.7	9			377.092
13	2	83.6	9	1760		112.233
14	1	51.5	9			341.784
15	3	61.8	9	1756	1544	100.655
16	1	75.4	9			487.476
17	3	73.2	9	1606	1300	575.037
18	2	86.9	9	1708		445.158
19	1	90.5	9			468.279

TYPE 5 PARAMETER SHEET						
						Rohde & Schwarz Pulse Sequencer
Trial Number : 13						
Bursts in Trial: 11						
Burst	Number of Pulses	Pulse Width (µsec)	Chirp Width (MHz)	Pulse 1-to-2	Pulse 2-to-3	Start Location Within

				PRI (μ sec)	PRI (μ sec)	Interval (msec)
1	2	85.7	18	1639		477.885
2	1	93.5	18			149.861
3	1	98.1	18			205.312
4	2	76.1	18	1908		814.293
5	2	56.9	18	1533		194.734
6	3	51.2	18	1595	1206	369.895
7	2	50.1	18	1676		942.275
8	3	83.4	18	1895	1825	804.196
9	3	73.6	18	1062	1448	195.767
10	2	87.3	18	1722		1022.018
11	3	81	18	1768	1473	229.709

TYPE 5 PARAMETER SHEET Rohde & Schwarz Pulse Sequencer						
Trial Number : 14						
Bursts in Trial: 8						
Burst	Number of Pulses	Pulse Width (μ sec)	Chirp Width (MHz)	Pulse 1-to-2 PRI (μ sec)	Pulse 2-to-3 PRI (μ sec)	Start Location Within Interval (msec)
1	2	98.4	11	1832		200.283
2	1	60.9	11			1116.86
3	2	59.5	11	1098		217.57
4	1	70.9	11			655.77
5	1	79.4	11			992.88
6	1	73.6	11			584.4
7	2	88.2	11	1534		197.46
8	2	60	11	1417		1052.4

TYPE 5 PARAMETER SHEET Rohde & Schwarz Pulse Sequencer						
Trial Number : 15						
Bursts in Trial: 10						
Burst	Number of Pulses	Pulse Width (μ sec)	Chirp Width (MHz)	Pulse 1-to-2	Pulse 2-to-3	Start Location Within

				PRI (μ sec)	PRI (μ sec)	Interval (msec)
1	2	78.3	5	1318		660.725
2	1	58	5			867.07
3	2	66.3	5	1608		600.75
4	1	89.5	5			176.74
5	2	66.6	5	1516		523.59
6	2	74.7	5	1107		969.58
7	3	66.5	5	1831	1366	972.56
8	3	58.4	5	1561	1202	1188.68
9	2	62.2	5	1406		148.54
10	1	97.4	5			42.9

TYPE 5 PARAMETER SHEET							Rohde & Schwarz Pulse Sequencer
Trial Number :							16
Bursts in Trial:							12
Burst	Number of Pulses	Pulse Width (μ sec)	Chirp Width (MHz)	Pulse 1-to-2 PRI (μ sec)	Pulse 2-to-3 PRI (μ sec)	Start Location Within Interval (msec)	
1	2	99.7	10	1911		141.176	
2	3	70.2	10	1831	1479	75.26	
3	1	57.2	10			321.88	
4	2	89.1	10	1643		497.97	
5	3	59.6	10	1456	1115	839.26	
6	2	64.5	10	1367		720.36	
7	1	69	10			250.96	
8	1	70.1	10			209.38	
9	2	91.1	10	1426		911.59	
10	1	72.1	10			916.78	
11	2	90.1	10	1653		140.4	
12	2	95.7	10	1744		774.8	

TYPE 5 PARAMETER SHEET		Rohde & Schwarz Pulse Sequencer
Trial Number :		17
Bursts in Trial:		19

Burst	Number of Pulses	Pulse Width (µsec)	Chirp Width (MHz)	Pulse 1-to-2 PRI (µsec)	Pulse 2-to-3 PRI (µsec)	Start Location Within Interval (msec)
1	1	77	18			409.407
2	2	96.9	18	1583		503.251
3	3	62.8	18	1537	1550	278.842
4	3	66.8	18	1377	1365	582.943
5	2	99.3	18	1359		18.264
6	1	79.1	18			539.625
7	3	64.8	18	1031	1721	361.986
8	1	52.3	18			396.957
9	2	67.5	18	1898		25.108
10	1	50.2	18			117.029
11	3	92.4	18	1730	1323	621.291
12	2	75	18	1817		453.412
13	1	64	18			41.393
14	3	77.8	18	1547	1348	158.494
15	2	50	18	1695		522.995
16	2	97.5	18	1946		407.136
17	2	88.9	18	1067		542.837
18	2	73.7	18	1893		249.458
19	3	80.7	18	1829	1990	111.279

TYPE 5 PARAMETER SHEET						
						Rohde & Schwarz Pulse Sequencer
Trial Number : 18						
Bursts in Trial: 15						
Burst	Number of Pulses	Pulse Width (µsec)	Chirp Width (MHz)	Pulse 1-to-2 PRI (µsec)	Pulse 2-to-3 PRI (µsec)	Start Location Within Interval (msec)
1	2	91.4	12	1564		122.244
2	3	92.2	12	1959	1161	553.95
3	3	53.1	12	1083	1621	253.86
4	3	56.1	12	1115	1427	251
5	3	82.6	12	1154	1471	10.96
6	2	91.1	12	1947		116.59
7	3	57.6	12	1419	1793	489.61
8	1	61.1	12			656.25
9	3	67.4	12	1672	1553	293.23
10	1	59.9	12			411.52
11	1	73	12			482.79
12	2	97.7	12	1075		442.92
13	3	87.8	12	1556	1492	269.42

14	2	64.7	12	1067		641.2
15	3	81.7	12	1345	1911	650.7

TYPE 5 PARAMETER SHEET							Rohde & Schwarz Pulse Sequencer
Trial Number :							19
Bursts in Trial:							19
Burst	Number of Pulses	Pulse Width (µsec)	Chirp Width (MHz)	Pulse 1-to-2 PRI (µsec)	Pulse 2-to-3 PRI (µsec)	Start Location Within Interval (msec)	
1	3	50.6	11	1360	1069	623.24	
2	2	60.1	11	1096		100.195	
3	2	93	11	1445		112.412	
4	3	58.5	11	1215	1846	88.623	
5	3	54.8	11	1886	1852	439.934	
6	2	90	11	1489		438.565	
7	2	73.3	11	1731		188.726	
8	1	92.1	11			264.327	
9	2	76.3	11	1421		615.248	
10	3	60.1	11	1314	1937	213.659	
11	1	61.6	11			265.531	
12	1	60.8	11			607.012	
13	3	53	11	1944	1338	401.323	
14	2	98.2	11	1087		539.274	
15	2	56.9	11	1732		599.795	
16	1	72.5	11			120.456	
17	2	70.8	11	1857		531.637	
18	3	53.1	11	1870	1703	112.958	
19	3	79.3	11	1923	1981	197.279	

TYPE 5 PARAMETER SHEET							Rohde & Schwarz Pulse Sequencer
Trial Number :							20
Bursts in Trial:							13
Burst	Number of Pulses	Pulse Width (µsec)	Chirp Width (MHz)	Pulse 1-to-2 PRI (µsec)	Pulse 2-to-3 PRI (µsec)	Start Location Within Interval (msec)	
1	3	85.8	19	1781	1448	707.928	
2	2	72.5	19	1967		900.843	

3	1	55.7	19			311.896
4	3	52.1	19	1249	1316	457.979
5	2	99.9	19	1895		883.952
6	1	79	19			654.605
7	1	73.2	19			143.078
8	2	95	19	1566		773.782
9	2	87.6	19	1446		715.655
10	3	64.6	19	1520	1954	181.238
11	2	72.7	19	1292		255.071
12	2	81.4	19	1484		285.854
13	3	63.5	19	1647	1256	303.077

TYPE 5 PARAMETER SHEET						Rohde & Schwarz Pulse Sequencer
Trial Number : 21						
Bursts in Trial: 16						
Burst	Number of Pulses	Pulse Width (µsec)	Chirp Width (MHz)	Pulse 1-to-2 PRI (µsec)	Pulse 2-to-3 PRI (µsec)	Start Location Within Interval (msec)
1	3	67.9	7	1802	1842	487.697
2	1	54.4	7			245.42
3	1	61.8	7			409.81
4	3	70.6	7	1521	1739	295.94
5	2	64.7	7	1824		227.56
6	2	65.1	7	1930		111.19
7	1	74.2	7			299.87
8	1	82	7			556.25
9	3	92.8	7	1652	1909	393.61
10	2	82.1	7	1504		220.33
11	2	84.8	7	1794		58.59
12	2	91.5	7	1544		156.47
13	2	91.7	7	1796		273.95
14	2	83.1	7	1217		564.1
15	3	82.3	7	1927	1252	19.9
16	3	65.2	7	1308	1921	485.7

TYPE 5 PARAMETER SHEET						Rohde & Schwarz Pulse Sequencer
Trial Number : 22						
Bursts in Trial: 15						

Burst	Number of Pulses	Pulse Width (µsec)	Chirp Width (MHz)	Pulse 1-to-2 PRI (µsec)	Pulse 2-to-3 PRI (µsec)	Start Location Within Interval (msec)
1	2	53.2	6	1901		52.376
2	3	95.1	6	1214	1434	779.17
3	2	73.3	6	1578		374.18
4	3	73.7	6	1391	1446	594.16
5	2	72.5	6	1272		631.79
6	2	89.1	6	1973		137.54
7	2	92.2	6	1284		616.97
8	2	85.7	6	1917		311.79
9	3	50.7	6	1956	1137	254.08
10	1	54.4	6			611.17
11	2	84.5	6	1228		544.13
12	2	96.3	6	1267		159.55
13	3	58.1	6	1640	1646	18.72
14	1	84.2	6			135.1
15	2	57.7	6	1276		372

TYPE 5 PARAMETER SHEET						Rohde & Schwarz Pulse Sequencer
Trial Number : 23						
Bursts in Trial: 16						
Burst	Number of Pulses	Pulse Width (µsec)	Chirp Width (MHz)	Pulse 1-to-2 PRI (µsec)	Pulse 2-to-3 PRI (µsec)	Start Location Within Interval (msec)
1	2	91.9	17	1991		148.463
2	2	65.2	17	1954		704.45
3	2	73.4	17	1010		669.99
4	2	83.1	17	1419		581.62
5	2	68.1	17	1237		412.3
6	3	84.7	17	1240	1725	328.17
7	1	79.5	17			202.91
8	2	83	17	1839		149.78
9	3	68.5	17	1547	1233	346.34
10	2	64.2	17	1558		690.47
11	1	58.2	17			188.47
12	2	70.8	17	1331		386.44
13	2	75.6	17	1190		475.27
14	3	84.8	17	1748	1493	198.28
15	1	90.8	17			568.8
16	2	89.8	17	1953		197.3

TYPE 5 PARAMETER SHEET							Rohde & Schwarz Pulse Sequencer
Trial Number :							24
Bursts in Trial:							12
Burst	Number of Pulses	Pulse Width (µsec)	Chirp Width (MHz)	Pulse 1-to-2 PRI (µsec)	Pulse 2-to-3 PRI (µsec)	Start Location Within Interval (msec)	
1	3	54.3	8	1466	1540	451.825	
2	2	55.9	8	1925		869.7	
3	3	75.3	8	1320	1962	733.84	
4	1	65.8	8			572.9	
5	2	65.3	8	1589		457.45	
6	2	83.3	8	1037		109.8	
7	2	50.5	8	1543		317.5	
8	2	58.2	8	1796		728.1	
9	2	84.4	8	1690		574.52	
10	3	56	8	1135	1424	694.97	
11	3	77.9	8	1166	1651	871.2	
12	3	96.7	8	1193	1957	535.5	

TYPE 5 PARAMETER SHEET							Rohde & Schwarz Pulse Sequencer
Trial Number :							25
Bursts in Trial:							18
Burst	Number of Pulses	Pulse Width (µsec)	Chirp Width (MHz)	Pulse 1-to-2 PRI (µsec)	Pulse 2-to-3 PRI (µsec)	Start Location Within Interval (msec)	
1	2	79.6	9	1313		80.691	
2	2	56.4	9	1181		7.678	
3	2	83.4	9	1618		554.367	
4	1	59.3	9			250.02	
5	1	55.5	9			513.613	
6	2	67.8	9	1457		564.687	
7	2	94.2	9	1972		423.13	
8	3	51	9	1618	1324	598.473	
9	3	76	9	1751	1561	369.087	
10	2	72.2	9	1224		539.73	
11	2	94.4	9	1990		310.413	

12	1	94.4	9			392.987
13	1	99	9			333.31
14	2	69.8	9	1506		478.123
15	2	79.5	9	1350		198.527
16	3	87	9	1407	1329	134.3
17	3	64.2	9	1192	1033	149.633
18	2	69.7	9	1082		401.267

TYPE 5 PARAMETER SHEET							Rohde & Schwarz Pulse Sequencer
Trial Number :							26
Bursts in Trial:							9
Burst	Number of Pulses	Pulse Width (µsec)	Chirp Width (MHz)	Pulse 1-to-2 PRI (µsec)	Pulse 2-to-3 PRI (µsec)	Start Location Within Interval (msec)	
1	2	59.8	7	1972		505.843	
2	2	90.3	7	1856		143.967	
3	1	95.5	7			1197.473	
4	2	75.2	7	1184		618.09	
5	2	83.1	7	1629		380.897	
6	3	75.5	7	1737	1642	1167.273	
7	2	63.5	7	1555		931.12	
8	1	87.8	7			560.947	
9	1	81.9	7			229.033	

TYPE 5 PARAMETER SHEET							Rohde & Schwarz Pulse Sequencer
Trial Number :							27
Bursts in Trial:							9
Burst	Number of Pulses	Pulse Width (µsec)	Chirp Width (MHz)	Pulse 1-to-2 PRI (µsec)	Pulse 2-to-3 PRI (µsec)	Start Location Within Interval (msec)	
1	1	60.6	18			762.31	
2	1	79.7	18			1308.897	
3	2	80.3	18	1916		1114.843	
4	3	56.1	18	1355	1318	816.91	
5	3	84	18	1438	1606	1313.037	

6	3	87.2	18	1411	1445	648.793
7	3	65.9	18	1846	1745	898.34
8	2	66.4	18	1256		1182.067
9	2	99.8	18	1835		1045.833

TYPE 5 PARAMETER SHEET							Rohde & Schwarz Pulse Sequencer
Trial Number :							28
Bursts in Trial:							20
Burst	Number of Pulses	Pulse Width (µsec)	Chirp Width (MHz)	Pulse 1-to-2 PRI (µsec)	Pulse 2-to-3 PRI (µsec)	Start Location Within Interval (msec)	
1	2	51.4	16	1521		294.888	
2	3	62.4	16	1315	1453	111.365	
3	1	93.4	16			72.85	
4	1	54.2	16			419.4	
5	3	71.3	16	1760	1137	397.08	
6	1	99.4	16			71.44	
7	2	83.9	16	1862		561.83	
8	3	88.8	16	1603	1976	234.5	
9	1	82.7	16			451.97	
10	2	84.6	16	1618		277.74	
11	2	93	16	1391		54.19	
12	3	94.2	16	1215	1575	529.61	
13	1	73.2	16			133.51	
14	1	53.2	16			530.73	
15	2	57.8	16	1114		322.85	
16	2	62	16	1413		393.45	
17	2	62	16	1508		571	
18	2	79.7	16	1125		9.8	
19	3	92.2	16	1510	1441	234	
20	2	78.5	16	1585		20.4	

TYPE 5 PARAMETER SHEET							Rohde & Schwarz Pulse Sequencer
Trial Number :							29
Bursts in Trial:							13
Burst	Number of Pulses	Pulse Width (µsec)	Chirp Width (MHz)	Pulse 1-to-2	Pulse 2-to-3	Start Location Within	

				PRI (μ sec)	PRI (μ sec)	Interval (msec)
1	2	83.4	11	1140		309.299
2	2	81	11	1230		549.863
3	2	93.2	11	1178		403.936
4	1	86	11			134.119
5	2	69.7	11	1696		281.322
6	2	84.9	11	1609		871.205
7	3	76.4	11	1671	1537	324.038
8	3	70.6	11	1056	1612	309.472
9	2	74.8	11	1132		369.375
10	3	85.9	11	1539	1320	25.458
11	2	75.3	11	1401		155.901
12	2	86.6	11	1697		66.354
13	3	59.4	11	1376	1645	357.077

TYPE 5 PARAMETER SHEET						Rohde & Schwarz Pulse Sequencer
Trial Number : 30						
Bursts in Trial: 10						
Burst	Number of Pulses	Pulse Width (μ sec)	Chirp Width (MHz)	Pulse 1-to-2 PRI (μ sec)	Pulse 2-to-3 PRI (μ sec)	Start Location Within Interval (msec)
1	3	63.2	5	1676	1309	197.479
2	2	66.2	5	1417		84.26
3	1	89.3	5			113.86
4	2	51.1	5	1033		1186.77
5	2	69.1	5	1921		868
6	2	74.2	5	1607		576.83
7	3	70.6	5	1237	1353	262.92
8	1	62	5			263.06
9	2	67.1	5	1370		631.8
10	2	64.4	5	1525		855.9

TYPE 6 S		Rohde & Schwarz K350 Pulse Sequencer DFS
Trial #	Detection (yes/no)	
1	y	
2	y	
3	y	

4	y
5	y
6	y
7	y
8	y
9	y
10	y
11	y
12	y
13	y
14	y
15	y
16	y
17	y
18	y
19	y
20	y
21	y
22	y
23	y
24	y
25	y
26	y
27	y
28	y
29	y
30	y

30/30: 100%

40 MHz

Summary			
Type	Detections	Trials	Detection Probability
Type 1	30	30	100%
Type 2	21	30	70%
Type 3	22	30	73%
Type 4	26	30	87%
Type 5	30	30	100%
Type 6	30	30	100%
Aggregate 1-4	99	120	83%

RADAR TYPE 1				Rohde & Schwarz K350 Pulse Sequencer DFS
Trial #	Number of Pulses per Burst	Pulse Width (µsec)	PRI (µs)	Detection (yes/no)
1	70	1	756	y
2	29	1	1876	y
3	19	1	2792	y
4	18	1	3040	y
5	23	1	2382	y
6	29	1	1832	y
7	89	1	597	y
8	56	1	942	y
9	52	1	1028	y
10	22	1	2464	y
11	22	1	2479	y
12	19	1	2907	y
13	33	1	1641	y
14	43	1	1237	y
15	18	1	3032	y
16	41	1	1317	y
17	24	1	2279	y
18	62	1	857	y
19	27	1	2002	y
20	18	1	3022	y
21	21	1	2614	y
22	52	1	1033	y
23	19	1	2785	y
24	27	1	1995	y
25	18	1	2965	y
26	24	1	2261	y
27	25	1	2143	y
28	66	1	800	y
29	43	1	1227	y
30	19	1	2917	y
				30/30: 100%

RADAR TYPE 2				Rohde & Schwarz K350 Pulse Sequencer DFS
Trial #	Number of Pulses per Burst	Pulse Width (µsec)	PRI (µs)	Detection (yes/no)
1	23	4.8	166	y
2	27	1.4	162	n
3	23	4.9	216	y
4	26	4.9	152	n
5	27	3.3	161	y
6	27	1	223	y
7	23	2.7	205	n
8	27	4.9	221	n
9	27	4.2	195	y
10	27	4.3	208	n
11	27	2.8	157	y
12	24	1	170	y
13	27	2	176	y
14	24	4.6	182	y
15	28	3.1	183	y
16	29	2.6	159	y
17	26	3.9	171	y
18	25	3.3	169	y
19	26	1.3	208	y
20	27	1.6	214	y
21	23	3.6	223	y
22	27	2.6	208	n
23	26	2.9	225	y
24	26	2.8	222	n
25	29	4.8	223	y
26	24	1.8	190	y
27	24	1.7	150	y
28	23	4.4	153	y
29	24	2.7	185	n
30	23	1.4	204	n
				21/30: 70%

RADAR TYPE 3				Rohde & Schwarz K350 Pulse Sequencer DFS
Trial #	Number of Pulses per Burst	Pulse Width (µsec)	PRI (µs)	Detection (yes/no)
1	16	9.4	314	y
2	17	8.1	384	y
3	17	9.4	438	y
4	18	6.2	325	y
5	17	9.3	225	y
6	17	6	360	y
7	16	9.7	299	n
8	16	9.1	389	y
9	17	8.5	419	n
10	17	8	428	y
11	18	9.4	394	n
12	17	7.3	401	n
13	17	7.9	325	n
14	17	8.9	383	y
15	17	9.6	322	y
16	16	6.7	416	n
17	17	8.2	342	y
18	18	7.4	421	y
19	17	8.3	263	n
20	16	8	234	y
21	18	7.5	448	y
22	17	6.1	302	y
23	18	7.7	456	y
24	16	6.7	289	y
25	18	9.2	395	n
26	16	8.4	223	y
27	17	7.7	494	y
28	17	9.9	475	y
29	17	8.2	336	y
30	17	8.2	342	y
				22/30: 73.3%

RADAR TYPE 4				Rohde & Schwarz K350 Pulse Sequencer DFS
Trial #	Number of Pulses per Burst	Pulse Width (µsec)	PRI (µs)	Detection (yes/no)
1	14	15	423	y
2	14	14.9	389	y
3	13	18.6	490	y
4	13	17.4	449	y
5	14	19.8	204	y
6	13	11.1	313	y
7	13	13	293	y
8	15	16.3	236	y
9	15	17	332	y
10	14	13.2	391	y
11	16	17.1	497	y
12	16	15	438	n
13	14	14.5	273	n
14	12	17.7	233	y
15	15	11.8	340	y
16	14	18.1	494	y
17	13	14.4	408	y
18	13	11.3	232	y
19	12	16.7	463	y
20	16	19.7	435	n
21	15	16.4	393	y
22	15	15	347	y
23	13	19.3	454	y
24	13	19	334	y
25	16	17.3	435	y
26	14	16.7	379	y
27	14	18.4	443	n
28	15	19.9	411	y
29	15	17.9	403	y
30	14	18.7	379	y
				26/30: 86.7%

TYPE 5		Rohde & Schwarz K350 Pulse Sequencer DFS		
Trial #	Detection (yes/no)	Chirp Width (MHz)	Subset	Fc
1	y	6	1	5500
2	y	19	1	5500
3	y	19	1	5500
4	y	8	1	5500
5	y	14	1	5500
6	y	14	1	5500
7	y	5	1	5500
8	y	17	1	5500
9	y	13	1	5500
10	y	19	1	5500
11	y	12	2	5495.8
12	y	5	2	5493

13	y	11	2	5495.4
14	y	9	2	5494.6
15	y	18	2	5498.2
16	y	7	2	5493.8
17	y	11	2	5495.4
18	y	18	2	5498.2
19	y	15	2	5497
20	y	17	2	5497.8
21	y	16	3	5502.6
22	y	9	3	5505.4
23	y	6	3	5506.6
24	y	13	3	5503.8
25	y	16	3	5502.6
26	y	7	3	5506.2
27	y	6	3	5506.6
28	y	14	3	5503.4
29	y	10	3	5505
30	y	9	3	5505.4

30/30: 100%

Type 5 Trials

TYPE 5 PARAMETER SHEET						Rohde & Schwarz Pulse Sequencer
Trial Number :						
1						
Bursts in Trial:						
18						
Burst	Number of Pulses	Pulse Width (µsec)	Chirp Width (MHz)	Pulse 1-to-2 PRI (µsec)	Pulse 2-to-3 PRI (µsec)	Start Location Within Interval (msec)
1	2	82.6	6	1795		210.111
2	1	69.3	6			363.963
3	2	53.1	6	1685		329.607
4	2	51.1	6	1444		298.46
5	2	63.1	6	1936		552.983
6	2	66.2	6	1189		45.957
7	2	80.7	6	1451		214.84
8	2	55.7	6	1336		607.013
9	2	86.8	6	1540		34.687
10	1	63.7	6			197.89
11	3	50.2	6	1098	1653	620.973
12	1	75.6	6			454.717
13	2	93.5	6	1615		229.39
14	2	64.2	6	1969		470.763
15	2	63.6	6	1819		441.307
16	2	56	6	1535		167.3

17	3	87	6	1296	1794	150.633
18	3	93.4	6	1340	1118	362.167

TYPE 5 PARAMETER SHEET						Rohde & Schwarz Pulse Sequencer
Trial Number : 2						
Bursts in Trial: 16						
Burst	Number of Pulses	Pulse Width (µsec)	Chirp Width (MHz)	Pulse 1-to-2 PRI (µsec)	Pulse 2-to-3 PRI (µsec)	Start Location Within Interval (msec)
1	2	95.7	19	1456		697.847
2	1	82.2	19			329.01
3	2	73.1	19	1523		583.32
4	1	86.6	19			144.89
5	3	74.4	19	1535	1045	586.6
6	2	78.5	19	1689		684.99
7	2	73	19	1981		550.88
8	2	95.2	19	1033		319.46
9	1	55	19			39.78
10	1	97.3	19			43.11
11	2	83.1	19	1400		368
12	3	61.5	19	1710	1723	292.97
13	2	52.3	19	1663		141.97
14	1	82.9	19			61.76
15	3	67.8	19	1028	1377	271.3
16	3	76	19	1850	1860	608.9

TYPE 5 PARAMETER SHEET						Rohde & Schwarz Pulse Sequencer
Trial Number : 3						
Bursts in Trial: 14						
Burst	Number of Pulses	Pulse Width (µsec)	Chirp Width (MHz)	Pulse 1-to-2 PRI (µsec)	Pulse 2-to-3 PRI (µsec)	Start Location Within Interval (msec)
1	1	92.4	19			637.092
2	2	68.8	19	1095		798.307
3	2	94.7	19	1332		573.304

4	3	65	19	1246	1357	767.071
5	2	96.9	19	1007		104.489
6	1	53.4	19			644.726
7	1	93.6	19			640.433
8	2	68.9	19	1354		803.14
9	2	52.1	19	1072		1.277
10	2	85.4	19	1195		72.254
11	3	66.1	19	1158	1327	564.891
12	1	61.5	19			486.659
13	1	98.7	19			668.386
14	1	83.3	19			457.643

TYPE 5 PARAMETER SHEET							Rohde & Schwarz Pulse Sequencer
Trial Number :							4
Bursts in Trial:							14
Burst	Number of Pulses	Pulse Width (µsec)	Chirp Width (MHz)	Pulse 1-to-2 PRI (µsec)	Pulse 2-to-3 PRI (µsec)	Start Location Within Interval (msec)	
1	1	94.3	8			185.175	
2	2	79.9	8	1550		278.667	
3	2	53.5	8	1338		282.274	
4	2	71	8	1310		15.251	
5	1	53	8			772.129	
6	3	94.2	8	1126	1889	459.086	
7	1	54	8			76.573	
8	3	53.8	8	1745	1618	666.56	
9	1	65.1	8			493.797	
10	3	66.7	8	1202	1933	463.204	
11	2	93.4	8	1393		652.301	
12	2	59.8	8	1157		119.749	
13	2	64.8	8	1475		563.286	
14	2	56.5	8	1338		81.243	

TYPE 5 PARAMETER SHEET							Rohde & Schwarz Pulse Sequencer
Trial Number :							5
Bursts in Trial:							8

Burst	Number of Pulses	Pulse Width (µsec)	Chirp Width (MHz)	Pulse 1-to-2 PRI (µsec)	Pulse 2-to-3 PRI (µsec)	Start Location Within Interval (msec)
1	3	51.9	14	1408	1392	914.132
2	2	61.6	14	1243		507.66
3	2	93.9	14	1251		795.87
4	1	98.6	14			1044.8
5	1	88.2	14			654.95
6	2	98.9	14	1629		1216.25
7	3	97.4	14	1019	1753	918.34
8	2	68.9	14	1375		965.2

TYPE 5 PARAMETER SHEET

 Rohde & Schwarz
Pulse Sequencer

 Trial Number :
6

 Bursts in Trial:
10

Burst	Number of Pulses	Pulse Width (µsec)	Chirp Width (MHz)	Pulse 1-to-2 PRI (µsec)	Pulse 2-to-3 PRI (µsec)	Start Location Within Interval (msec)
1	1	54.3	14			65.776
2	2	78.1	14	1944		1065.39
3	3	78.7	14	1759	1872	492.47
4	3	61.9	14	1514	1405	1027.87
5	1	50.3	14			889.77
6	3	70.5	14	1768	1871	1081.27
7	2	77.1	14	1145		684.82
8	2	69.6	14	1284		1137.44
9	2	66.4	14	1094		843.4
10	3	87.8	14	1152	1226	848.4

TYPE 5 PARAMETER SHEET

 Rohde & Schwarz
Pulse Sequencer

 Trial Number :
6

 Bursts in Trial:
10

Burst	Number of Pulses	Pulse Width (µsec)	Chirp Width (MHz)	Pulse 1-to-2 PRI (µsec)	Pulse 2-to-3 PRI (µsec)	Start Location Within Interval (msec)

1	1	54.3	14			65.776
2	2	78.1	14	1944		1065.39
3	3	78.7	14	1759	1872	492.47
4	3	61.9	14	1514	1405	1027.87
5	1	50.3	14			889.77
6	3	70.5	14	1768	1871	1081.27
7	2	77.1	14	1145		684.82
8	2	69.6	14	1284		1137.44
9	2	66.4	14	1094		843.4
10	3	87.8	14	1152	1226	848.4
11	3	97	5	1911	1745	88.35
12	2	79.4	5	1885		139.54
13	2	54.1	5	1017		585.6
14	1	91.7	5			53.17
15	3	53.7	5	1042	1313	402.84
16	3	61	5	1709	1085	141.03
17	2	96.5	5	1983		262.16
18	2	85	5	1897		3.4
19	2	82.1	5	1853		560.7
20	1	62.6	5			58.2

TYPE 5 PARAMETER SHEET

 Rohde & Schwarz
Pulse Sequencer

Trial Number :
8
Bursts in Trial:
14

Burst	Number of Pulses	Pulse Width (µsec)	Chirp Width (MHz)	Pulse 1-to-2 Spacing (µsec)	Pulse 2-to-3 PRI (µsec)	Start Location Within Interval (msec)
1	2	51.7	17	1997		278.69
2	3	71.1	17	1779	1516	218.487
3	1	51.1	17			220.274
4	3	88.8	17	1282	1754	191.991
5	2	59.6	17	1322		379.849
6	2	75.5	17	1636		49.836
7	3	96.4	17	1180	1417	532.233
8	2	68.2	17	1747		411.8

9	1	57.1	17			40.157
10	3	61.8	17	1781	1094	325.814
11	2	77.2	17	1051		749.501
12	1	83.6	17			718.729
13	1	79.8	17			157.486
14	1	99.2	17			229.543

TYPE 5 PARAMETER SHEET						Rohde & Schwarz Pulse Sequencer
Trial Number : 9						
Bursts in Trial: 18						
Burst	Number of Pulses	Pulse Width (µsec)	Chirp Width (MHz)	Pulse 1-to-2 PRI (µsec)	Pulse 2-to-3 PRI (µsec)	Start Location Within Interval (msec)
1	2	66.5	13	1991		519.421
2	2	59	13	1751		150.582
3	2	86.6	13	1811		107.067
4	1	84.5	13			271.08
5	1	52.4	13			405.283
6	2	95.3	13	1237		547.427
7	1	76.2	13			532.16
8	2	51.4	13	1925		288.093
9	1	94.8	13			632.987
10	2	86	13	1004		50.1
11	3	70.4	13	1756	1506	604.243
12	2	95.7	13	1446		546.857
13	1	66.8	13			12.94
14	1	63.5	13			474.343
15	2	96.7	13	1606		138.957
16	2	51	13	1218		330.5
17	2	99.4	13	1266		56.933
18	3	91.1	13	1982	1606	578.367

TYPE 5 PARAMETER SHEET						Rohde & Schwarz Pulse Sequencer
Trial Number : 10						
Bursts in Trial: 14						

Burst	Number of Pulses	Pulse Width (µsec)	Chirp Width (MHz)	Pulse 1-to-2 PRI (µsec)	Pulse 2-to-3 PRI (µsec)	Start Location Within Interval (msec)
1	2	52.6	19	1944		692.639
2	1	74.6	19			809.977
3	1	89.6	19			484.144
4	2	68.1	19	1264		676.461
5	1	98.4	19			751.319
6	3	93.4	19	1094	1263	672.046
7	1	88.2	19			776.643
8	2	72.4	19	1149		353.98
9	1	72.5	19			750.007
10	2	90.8	19	1504		146.384
11	3	78.7	19	1593	1308	107.601
12	2	95.6	19	1041		49.439
13	3	54.2	19	1651	1726	757.786
14	2	83.6	19	1228		59.243

TYPE 5 PARAMETER SHEET						Rohde & Schwarz Pulse Sequencer
Trial Number : 11						
Bursts in Trial: 12						
Burst	Number of Pulses	Pulse Width (µsec)	Chirp Width (MHz)	Pulse 1-to-2 PRI (µsec)	Pulse 2-to-3 PRI (µsec)	Start Location Within Interval (msec)
1	2	68.5	12	1518		443.614
2	2	61.7	12	1891		914.96
3	3	89.8	12	1265	1153	916.82
4	2	60	12	1854		231.78
5	2	53.3	12	1395		747.65
6	1	50.1	12			502.74
7	3	99.8	12	1992	1385	355.14
8	2	71.9	12	1441		369.3
9	2	89.8	12	1420		249.41
10	1	50.6	12			737.12
11	2	95	12	1918		708.3
12	3	64.7	12	1139	1756	687.5

TYPE 5 PARAMETER SHEET							Rohde & Schwarz Pulse Sequencer
Trial Number : 12							
Bursts in Trial: 14							
Burst	Number of Pulses	Pulse Width (µsec)	Chirp Width (MHz)	Pulse 1-to-2 PRI (µsec)	Pulse 2-to-3 PRI (µsec)	Start Location Within Interval (msec)	
1	2	57.1	5	1738		255.424	
2	2	79.4	5	1143		776.897	
3	3	55.3	5	1789	1071	516.424	
4	3	59.6	5	1651	1090	586.541	
5	3	91.2	5	1814	1199	646.559	
6	3	53.9	5	1882	1243	568.976	
7	3	66.5	5	1851	1862	443.633	
8	3	87.8	5	1852	1482	293.99	
9	2	63	5	1715		733.767	
10	2	87.2	5	1094		839.754	
11	2	61.6	5	1919		841.301	
12	1	69.6	5			9.469	
13	3	51.2	5	1904	1100	146.086	
14	2	62.2	5	1591		278.143	

TYPE 5 PARAMETER SHEET							Rohde & Schwarz Pulse Sequencer
Trial Number : 13							
Bursts in Trial: 18							
Burst	Number of Pulses	Pulse Width (µsec)	Chirp Width (MHz)	Pulse 1-to-2 PRI (µsec)	Pulse 2-to-3 PRI (µsec)	Start Location Within Interval (msec)	
1	3	89.8	11	1766	1235	96.631	
2	2	82.7	11	1443		158.11	
3	3	88.1	11	1205	1610	150.577	
4	2	58.4	11	1019		126.78	
5	2	93.5	11	1239		448.483	
6	3	63.4	11	1760	1973	406.987	
7	1	50.1	11			32.34	
8	3	98.5	11	1485	1020	523.483	

9	1	98.6	11			620.827
10	1	58.5	11			83.72
11	3	87.1	11	1090	1304	549.083
12	2	62.9	11	1388		212.547
13	3	75.5	11	1538	1019	158.47
14	2	78.5	11	1584		5.423
15	1	93.8	11			347.917
16	2	82.6	11	1923		612.6
17	2	65.3	11	1242		600.533
18	3	90.9	11	1655	1651	110.267

TYPE 5 PARAMETER SHEET

 Rohde & Schwarz
Pulse Sequencer

Trial Number :

14

Bursts in Trial:

20

Burst	Number of Pulses	Pulse Width (µsec)	Chirp Width (MHz)	Pulse 1-to-2 PRI (µsec)	Pulse 2-to-3 PRI (µsec)	Start Location Within Interval (msec)
1	1	58.2	9			293.89
2	2	79	9	1133		189.339
3	1	98.2	9			217.27
4	2	73	9	1445		135.43
5	2	81.1	9	1714		120.36
6	2	61	9	1300		429.11
7	2	90.1	9	1830		219.03
8	2	79.5	9	1086		245.82
9	2	55.3	9	1188		294.67
10	3	81.9	9	1665	1691	91.89
11	3	95.9	9	1770	1859	265.27
12	2	54.9	9	1394		384.46
13	2	77.3	9	1884		329.34
14	2	63.3	9	1563		356.66
15	2	79.1	9	1486		54.65
16	1	53.8	9			162.54
17	2	57	9	1242		87.13
18	2	96.3	9	1683		169.1
19	1	97.1	9			384.7
20	2	83.3	9	1879		268

TYPE 5 PARAMETER SHEET							Rohde & Schwarz Pulse Sequencer
Trial Number :							15
Bursts in Trial:							15
Burst	Number of Pulses	Pulse Width (µsec)	Chirp Width (MHz)	Pulse 1-to-2 PRI (µsec)	Pulse 2-to-3 PRI (µsec)	Start Location Within Interval (msec)	
1	1	77.4	18			335.401	
2	3	83.6	18	1670	1797	132.581	
3	2	88.4	18	1574		558.85	
4	3	59.4	18	1373	1373	91.29	
5	2	85.3	18	1603		504.6	
6	2	73.3	18	1420		597.81	
7	2	85.4	18	1004		182.65	
8	2	69.9	18	1724		627.3	
9	2	76	18	1098		782.48	
10	3	67.4	18	1420	1644	548.6	
11	2	82.6	18	1027		336.24	
12	2	63.7	18	1354		282.71	
13	3	66.8	18	1667	1399	44.56	
14	2	64	18	1966		599.4	
15	3	95.4	18	1097	1977	764	

TYPE 5 PARAMETER SHEET							Rohde & Schwarz Pulse Sequencer
Trial Number :							16
Bursts in Trial:							10
Burst	Number of Pulses	Pulse Width (µsec)	Chirp Width (MHz)	Pulse 1-to-2 PRI (µsec)	Pulse 2-to-3 PRI (µsec)	Start Location Within Interval (msec)	
1	1	81.3	7			27.754	
2	1	98.2	7			335.6	
3	3	90.3	7	1200	1178	890.22	
4	2	65.2	7	1578		720.05	
5	1	99.3	7			878.12	
6	3	81	7	1796	1346	340.53	

7	2	83.4	7	1579		945.98
8	2	90.4	7	1042		256.2
9	2	87	7	1761		602.8
10	1	93.5	7			833.6

TYPE 5 PARAMETER SHEET						
						Rohde & Schwarz Pulse Sequencer
Trial Number : 17						
Bursts in Trial: 10						
Burst	Number of Pulses	Pulse Width (µsec)	Chirp Width (MHz)	Pulse 1-to-2 PRI (µsec)	Pulse 2-to-3 PRI (µsec)	Start Location Within Interval (msec)
1	1	69	11			1134.01
2	3	90	11	1989	1636	488.84
3	2	75.3	11	1850		753.72
4	3	92.1	11	1983	1894	729.98
5	3	96.8	11	1848	1823	705.27
6	2	59	11	1840		244.66
7	2	62.4	11	1474		23.52
8	3	93.9	11	1960	1507	359.24
9	3	90.1	11	1921	1848	1151.4
10	2	66	11	1503		342.3

TYPE 5 PARAMETER SHEET						
						Rohde & Schwarz Pulse Sequencer
Trial Number : 18						
Bursts in Trial: 13						
Burst	Number of Pulses	Pulse Width (µsec)	Chirp Width (MHz)	Pulse 1-to-2 PRI (µsec)	Pulse 2-to-3 PRI (µsec)	Start Location Within Interval (msec)
1	2	90	18	1197		274.292
2	3	66.1	18	1965	1327	271.213
3	1	51.9	18			10.816
4	3	68	18	1656	1500	831.599

5	3	81	18	1992	1486	60.792
6	1	89.6	18			563.655
7	2	62.5	18	1420		308.158
8	2	87.4	18	1522		162.022
9	1	80.6	18			6.725
10	1	91.8	18			94.948
11	2	92.2	18	1852		211.841
12	2	60.5	18	1152		699.454
13	1	59.1	18			457.277

TYPE 5 PARAMETER SHEET							Rohde & Schwarz Pulse Sequencer
Trial Number :							19
Bursts in Trial:							17
Burst	Number of Pulses	Pulse Width (µsec)	Chirp Width (MHz)	Pulse 1-to-2 PRI (µsec)	Pulse 2-to-3 PRI (µsec)	Start Location Within Interval (msec)	
1	2	77.9	15	1102		502.845	
2	1	73.2	15			407.118	
3	3	85.5	15	1675	1585	188.435	
4	3	82.1	15	1966	1062	38.063	
5	1	64.5	15			694.861	
6	3	87.7	15	1022	1160	123.518	
7	2	92.6	15	1065		271.356	
8	1	89.8	15			270.424	
9	2	87.6	15	1433		81.351	
10	3	67.8	15	1868	1061	616.939	
11	1	51.6	15			76.196	
12	1	61	15			306.784	
13	2	53.1	15	1592		194.992	
14	1	54.3	15			600.099	
15	1	96.6	15			530.847	
16	3	62.1	15	1242	1029	248.265	
17	1	97.6	15			546.182	

TYPE 5 PARAMETER SHEET							Rohde & Schwarz Pulse Sequencer
Trial Number :							20
Bursts in Trial:							13
Burst	Number of Pulses	Pulse Width (µsec)	Chirp Width (MHz)	Pulse 1-to-2 PRI (µsec)	Pulse 2-to-3 PRI (µsec)	Start Location Within Interval (msec)	
1	2	74.1	17	1596		392.017	
2	2	55.9	17	1529		621.293	
3	2	66.2	17	1320		408.876	
4	2	59.3	17	1852		99.029	
5	2	67.3	17	1152		12.812	
6	2	92.9	17	1330		73.445	
7	1	65.5	17			247.578	
8	2	59.1	17	1572		540.092	
9	2	97.9	17	1147		876.355	
10	1	81.3	17			468.328	
11	1	85.7	17			853.431	
12	2	63.5	17	1666		86.854	
13	1	60.9	17			696.377	

TYPE 5 PARAMETER SHEET							Rohde & Schwarz Pulse Sequencer
Trial Number :							21
Bursts in Trial:							18
Burst	Number of Pulses	Pulse Width (µsec)	Chirp Width (MHz)	Pulse 1-to-2 PRI (µsec)	Pulse 2-to-3 PRI (µsec)	Start Location Within Interval (msec)	
1	1	86.2	16			291.872	
2	2	59.4	16	1815		201.454	
3	1	79.8	16			627.477	
4	3	99.1	16	1236	1543	290.78	
5	1	81.5	16			392.353	
6	2	86.7	16	1468		616.627	
7	1	80.5	16			527.67	

8	3	86	16	1584	1444	264.153
9	2	78.4	16	1338		613.717
10	1	60	16			199.81
11	2	55.3	16	1195		603.293
12	2	80.6	16	1533		488.147
13	2	97.6	16	1294		461.54
14	1	52.1	16			84.833
15	1	50.2	16			554.007
16	1	65.5	16			316.6
17	2	61.3	16	1601		278.533
18	1	73.4	16			85.767

TYPE 5 PARAMETER SHEET							Rohde & Schwarz Pulse Sequencer
Trial Number :							22
Bursts in Trial:							16
Burst	Number of Pulses	Pulse Width (µsec)	Chirp Width (MHz)	Pulse 1-to-2 PRI (µsec)	Pulse 2-to-3 PRI (µsec)	Start Location Within Interval (msec)	
1	3	72.8	9	1541	1617	456.079	
2	1	94.9	9			656.6	
3	2	95.1	9	1207		358.83	
4	2	61.4	9	1270		38.48	
5	2	51.6	9	1950		556.65	
6	3	83.1	9	1049	1510	129.61	
7	1	70.5	9			307.71	
8	2	88.6	9	1772		273.07	
9	2	65.1	9	1375		146.19	
10	2	93.1	9	1351		306.86	
11	2	53.1	9	1279		219.53	
12	3	56.5	9	1506	1848	336.8	
13	1	67.3	9			479.73	
14	3	88	9	1260	1294	653.7	
15	2	60.8	9	1546		266.3	
16	3	64.9	9	1674	1909	118.8	

TYPE 5 PARAMETER SHEET						
						Rohde & Schwarz Pulse Sequencer
Trial Number : 23						
Bursts in Trial: 11						
Burst	Number of Pulses	Pulse Width (µsec)	Chirp Width (MHz)	Pulse 1-to-2 PRI (µsec)	Pulse 2-to-3 PRI (µsec)	Start Location Within Interval (msec)
1	3	89	6	1742	1662	355.921
2	1	55.8	6			75.301
3	3	54.2	6	1974	1442	676.132
4	1	93.5	6			1079.873
5	2	91.6	6	1636		480.004
6	2	85.3	6	1464		255.605
7	3	79.7	6	1787	1030	636.035
8	1	74.5	6			327.876
9	2	50.5	6	1595		603.497
10	2	89.6	6	1177		780.318
11	3	52	6	1073	1158	905.609

TYPE 5 PARAMETER SHEET						
						Rohde & Schwarz Pulse Sequencer
Trial Number : 24						
Bursts in Trial: 9						
Burst	Number of Pulses	Pulse Width (µsec)	Chirp Width (MHz)	Pulse 1-to-2 PRI (µsec)	Pulse 2-to-3 PRI (µsec)	Start Location Within Interval (msec)
1	2	85	13	1321		584.455
2	2	82.8	13	1198		830.507
3	2	95.2	13	1785		504.223
4	2	82.6	13	1446		1211.45
5	3	61.2	13	1328	1169	590.477
6	1	51.6	13			331.313
7	2	93.3	13	1985		361.69
8	2	99.4	13	1350		85.477
9	1	58.2	13			183.733

TYPE 5 PARAMETER SHEET							Rohde & Schwarz Pulse Sequencer
Trial Number :							25
Bursts in Trial:							15
Burst	Number of Pulses	Pulse Width (µsec)	Chirp Width (MHz)	Pulse 1-to-2 PRI (µsec)	Pulse 2-to-3 PRI (µsec)	Start Location Within Interval (msec)	
1	2	56.1	16	1593		290.806	
2	1	71.6	16			452.49	
3	2	64.7	16	1086		126.52	
4	3	53.7	16	1135	1335	533.82	
5	3	69.8	16	1124	1576	334.35	
6	2	56.4	16	1910		289.94	
7	2	79.3	16	1315		405.34	
8	2	84.4	16	1395		774.39	
9	2	98.5	16	1345		656.4	
10	3	80.4	16	1018	1665	749.16	
11	2	50.3	16	1249		632.31	
12	2	91.5	16	1149		305.1	
13	3	76.7	16	1320	1340	568.2	
14	1	68.3	16			267.4	
15	2	75.3	16	1815		454.1	

TYPE 5 PARAMETER SHEET							Rohde & Schwarz Pulse Sequencer
Trial Number :							26
Bursts in Trial:							9
Burst	Number of Pulses	Pulse Width (µsec)	Chirp Width (MHz)	Pulse 1-to-2 PRI (µsec)	Pulse 2-to-3 PRI (µsec)	Start Location Within Interval (msec)	
1	2	71.5	7	1197		657.93	
2	1	95.7	7			541.137	
3	2	91.5	7	1459		838.423	
4	3	80.5	7	1974	1138	1302.93	
5	2	78.3	7	1098		343.787	
6	2	75.1	7	1310		992.103	

7	2	98.5	7	1652		370.5
8	2	90.9	7	1212		967.167
9	2	66.4	7	1222		506.033

TYPE 5 PARAMETER SHEET							Rohde & Schwarz Pulse Sequencer
Trial Number :							27
Bursts in Trial:							11
Burst	Number of Pulses	Pulse Width (µsec)	Chirp Width (MHz)	Pulse 1-to-2 PRI (µsec)	Pulse 2-to-3 PRI (µsec)	Start Location Within Interval (msec)	
1	3	93.5	6	1182	1115	589.002	
2	2	94.2	6	1306		838.941	
3	2	94.5	6	1180		17.462	
4	1	66.5	6			269.343	
5	3	50.9	6	1153	1356	284.524	
6	2	92.4	6	1461		270.455	
7	3	92	6	1342	1662	193.535	
8	1	55.3	6			924.036	
9	1	70	6			951.097	
10	2	69.5	6	1030		277.218	
11	1	68.4	6			103.409	

TYPE 5 PARAMETER SHEET							Rohde & Schwarz Pulse Sequencer
Trial Number :							28
Bursts in Trial:							11
Burst	Number of Pulses	Pulse Width (µsec)	Chirp Width (MHz)	Pulse 1-to-2 PRI (µsec)	Pulse 2-to-3 PRI (µsec)	Start Location Within Interval (msec)	
1	3	51.7	14	1219	1550	130.975	
2	2	95.8	14	1506		468.491	
3	3	66.6	14	1134	1389	166.202	
4	2	86.6	14	1558		469.433	

5	1	56.7	14			273.924
6	2	68.7	14	1255		1080.725
7	2	61.6	14	1923		833.515
8	2	89.8	14	1468		898.866
9	3	74	14	1379	1952	792.867
10	2	86.9	14	1191		580.118
11	2	93.3	14	1236		312.409

TYPE 5 PARAMETER SHEET							Rohde & Schwarz Pulse Sequencer
Trial Number :							29
Bursts in Trial:							12
Burst	Number of Pulses	Pulse Width (µsec)	Chirp Width (MHz)	Pulse 1-to-2 PRI (µsec)	Pulse 2-to-3 PRI (µsec)	Start Location Within Interval (msec)	
1	2	82.3	10	1107		55.813	
2	2	86.7	10	1493		702.49	
3	2	63	10	1715		180.25	
4	2	71.5	10	1463		441.5	
5	2	81.2	10	1025		685.64	
6	1	89.2	10			939.25	
7	3	98.6	10	1906	1547	846	
8	1	93.6	10			78.87	
9	3	88.3	10	1427	1278	899.75	
10	3	62.5	10	1474	1162	662.75	
11	2	76.7	10	1537		290.1	
12	2	53.8	10	1798		339.6	

TYPE 5 PARAMETER SHEET							Rohde & Schwarz Pulse Sequencer
Trial Number :							30
Bursts in Trial:							11

Burst	Number of Pulses	Pulse Width (μsec)	Chirp Width (MHz)	Pulse 1-to-2 PRI (μsec)	Pulse 2-to-3 PRI (μsec)	Start Location Within Interval (msec)
1	2	76.8	9	1629		860.884
2	1	62.2	9			373.781
3	2	69.9	9	1053		194.562
4	3	84.4	9	1948	1961	958.643
5	3	54.2	9	1816	1060	738.084
6	2	53.5	9	1515		940.625
7	1	59.2	9			243.105
8	1	65.1	9			536.306
9	3	79.7	9	1673	1759	1024.307
10	1	74.1	9			813.118
11	2	62.2	9	1857		240.409

TYPE 6 S		Rohde & Schwarz K350 Pulse Sequencer DFS
Trial #	Detection (yes/no)	
1	y	
2	y	
3	y	
4	y	
5	y	
6	y	
7	y	
8	y	
9	y	
10	y	
11	y	
12	y	
13	y	
14	y	
15	y	
16	y	
17	y	
18	y	
19	y	
20	y	
21	y	
22	y	
23	y	

24	y
25	y
26	y
27	y
28	y
29	y
30	y

30/30: 100%

80 MHz

Summary			
Type	Detections	Trials	Detection Probability
Type 1	21	30	70%
Type 2	19	30	63%
Type 3	28	30	93%
Type 4	28	30	93%
Type 5	26	30	87%
Type 6	30	30	100%
Aggregate 1-4	96	120	80%

RADAR TYPE 1				Rohde & Schwarz K350 Pulse Sequencer DFS
Trial #	Number of Pulses per Burst	Pulse Width (µsec)	PRI (µs)	Detection (yes/no)
1	21	1	2554	y
2	34	1	1586	n
3	18	1	3010	y
4	36	1	1493	y
5	25	1	2108	y
6	31	1	1732	y
7	20	1	2671	y
8	71	1	746	n
9	72	1	742	y
10	25	1	2182	y
11	92	1	576	y
12	25	1	2193	y
13	37	1	1457	y
14	18	1	2980	n
15	19	1	2915	y
16	54	1	978	n
17	34	1	1593	n
18	22	1	2430	n
19	20	1	2677	n
20	26	1	2074	y
21	47	1	1140	n
22	57	1	939	y
23	46	1	1147	y
24	49	1	1093	y
25	61	1	867	y
26	18	1	3025	y
27	30	1	1784	n
28	58	1	919	y
29	28	1	1910	y
30	46	1	1149	y
				21/30: 70%

RADAR TYPE 2				Rohde & Schwarz K350 Pulse Sequencer DFS
Trial #	Number of Pulses per Burst	Pulse Width (µsec)	PRI (µs)	Detection (yes/no)
1	27	3.4	222	y
2	26	1.6	154	y
3	23	3.6	168	y
4	27	2.4	180	y
5	27	4.6	174	y
6	27	4.3	171	n
7	27	1.1	190	n
8	25	3.3	205	y
9	23	3.9	213	n
10	28	4.1	159	y
11	25	4	190	n
12	27	3.1	198	n
13	27	4.1	212	y
14	26	1.9	165	y
15	27	4.1	174	n
16	26	1.9	182	n
17	24	1.6	198	y
18	29	1	188	y
19	25	4.8	165	y
20	29	2.2	189	y
21	23	1.5	226	n
22	28	2	167	y
23	28	2.7	205	y
24	24	2.5	169	y
25	27	2	214	n
26	26	2.7	210	y
27	27	2	167	n
28	27	2.6	184	y
29	26	3.7	176	n
30	25	4.1	213	y
				19/30: 63.3%

RADAR TYPE 3				Rohde & Schwarz K350 Pulse Sequencer DFS
Trial #	Number of Pulses per Burst	Pulse Width (µsec)	PRI (µs)	Detection (yes/no)
1	17	7.6	283	y
2	18	9.8	438	n
3	17	8.6	424	y
4	17	9.3	489	y
5	16	9.6	231	y
6	16	7.8	366	y
7	16	9.1	213	y
8	17	8	313	y
9	17	6.7	272	y
10	16	8.3	233	y
11	16	8.8	285	y
12	18	9.9	488	y
13	17	7.1	372	y
14	18	9.7	330	y
15	16	7.2	355	y
16	17	8.5	480	y
17	16	6.4	378	y
18	16	8.9	341	y
19	17	8.6	459	y
20	16	6	311	n
21	17	6.4	337	y
22	18	8	309	y
23	18	6	318	y
24	16	9.6	430	y
25	16	8.3	402	y
26	18	6.7	257	y
27	17	7	359	y
28	17	6	249	y
29	17	7.8	221	y
30	16	9.9	348	y
				28/30: 93.3%

RADAR TYPE 4				Rohde & Schwarz K350 Pulse Sequencer DFS
Trial #	Number of Pulses per Burst	Pulse Width (µsec)	PRI (µs)	Detection (yes/no)
1	12	18.1	397	y
2	16	18.2	210	y
3	15	16.9	287	y
4	13	12.6	464	n
5	13	19.6	414	y
6	14	18.8	378	y
7	15	15.6	368	y
8	12	19.1	240	y
9	13	16.6	456	y
10	12	19.8	376	y
11	15	16.1	402	y
12	13	17.8	287	y
13	14	19.4	388	y
14	14	16.4	499	y
15	15	19.7	300	y
16	15	16.1	349	y
17	13	15.2	235	y
18	15	11.9	207	y
19	14	16.3	397	y
20	12	14.9	284	y
21	13	11.9	480	y
22	12	15.6	398	y
23	13	11.5	309	y
24	13	13.4	281	n
25	13	17.2	478	y
26	13	12.6	289	y
27	13	16.1	382	y
28	13	11.3	242	y
29	14	16.9	421	y
30	12	19.8	237	y
				28/30: 93.3%

TYPE 5		Rohde & Schwarz K350 Pulse Sequencer DFS			
Trial #	Detection (yes/no)	Chirp Width (MHz)	Subset	Fc	
1	y	10	1	5600	
2	y	16	1	5600	
3	y	7	1	5600	
4	y	7	1	5600	
5	y	12	1	5600	
6	y	19	1	5600	
7	y	14	1	5600	
8	y	8	1	5600	
9	y	9	1	5600	
10	y	10	1	5600	
11	y	16	2	5576.4	
12	y	5	2	5572	

13	y	12	2	5574.8
14	y	14	2	5575.6
15	y	16	2	5576.4
16	y	17	2	5576.8
17	y	11	2	5574.4
18	n	9	2	5573.6
19	y	17	2	5576.8
20	n	5	2	5572
21	n	14	3	5644.4
22	y	14	3	5644.4
23	n	9	3	5646.4
24	y	5	3	5648
25	y	19	3	5642.4
26	y	10	3	5646
27	y	8	3	5646.8
28	y	13	3	5644.8
29	y	6	3	5647.6
30	y	12	3	5645.2

26/30: 86.7%

Type 5 Trials

TYPE 5 PARAMETER SHEET						
						Rohde & Schwarz Pulse Sequencer
Trial Number : 1						
Bursts in Trial: 14						
Burst	Number of Pulses	Pulse Width (µsec)	Chirp Width (MHz)	Pulse 1-to-2 PRI (µsec)	Pulse 2-to-3 PRI (µsec)	Start Location Within Interval (msec)
1	1	91.2	10			183.481
2	3	51.8	10	1317	1953	346.187
3	2	97.3	10	1519		700.774
4	1	67.2	10			375.691
5	2	83.5	10	1462		35.469
6	2	59.3	10	1448		255.196
7	3	67.5	10	1327	1256	313.733
8	1	51.9	10			797.81
9	2	78.5	10	1317		73.207
10	2	67.6	10	1254		750.774
11	3	55.6	10	1675	1506	257.221
12	3	78.4	10	1662	1233	723.229
13	1	54.3	10			130.886
14	2	81.3	10	1860		373.543

TYPE 5 PARAMETER SHEET							Rohde & Schwarz Pulse Sequencer
Trial Number :							2
Bursts in Trial:							12
Burst	Number of Pulses	Pulse Width (µsec)	Chirp Width (MHz)	Pulse 1-to-2 PRI (µsec)	Pulse 2-to-3 PRI (µsec)	Start Location Within Interval (msec)	
1	1	68.6	16			128.906	
2	2	90.2	16	1306		265.86	
3	1	71.7	16			845.57	
4	3	86.1	16	1736	1791	242.45	
5	3	78.8	16	1171	1324	821.31	
6	2	99	16	1961		810.39	
7	3	60.7	16	1035	1565	585.45	
8	3	85.6	16	1101	1682	408.12	
9	1	89.3	16			539.37	
10	1	99.6	16			2.73	
11	2	98.7	16	1046		442.6	
12	2	50.8	16	1441		39.8	

TYPE 5 PARAMETER SHEET							Rohde & Schwarz Pulse Sequencer
Trial Number :							3
Bursts in Trial:							11
Burst	Number of Pulses	Pulse Width (µsec)	Chirp Width (MHz)	Pulse 1-to-2 PRI (µsec)	Pulse 2-to-3 PRI (µsec)	Start Location Within Interval (msec)	
1	2	93.4	7	1904		185.526	
2	3	93.6	7	1713	1494	749.521	
3	3	90.6	7	1157	1822	374.582	
4	2	69	7	1787		528.323	
5	3	85.3	7	1215	1613	50.294	
6	2	59.3	7	1187		17.155	
7	1	86.6	7			909.575	
8	3	50.2	7	1293	1806	470.676	

9	1	84.4	7			199.787
10	2	99.4	7	1046		432.618
11	2	61.6	7	1943		271.309

TYPE 5 PARAMETER SHEET							Rohde & Schwarz Pulse Sequencer
Trial Number :							
4							
Bursts in Trial:							
20							
Burst	Number of Pulses	Pulse Width (µsec)	Chirp Width (MHz)	Pulse 1-to-2 PRI (µsec)	Pulse 2-to-3 PRI (µsec)	Start Location Within Interval (msec)	
1	2	55.8	7	1836		369.708	
2	2	95.2	7	1988		269.862	
3	2	59.1	7	1314		387.42	
4	2	62.6	7	1085		532.45	
5	2	62.3	7	1307		67.07	
6	3	81.6	7	1296	1266	18.26	
7	2	87	7	1724		463.25	
8	2	85.5	7	1973		443.23	
9	2	75.6	7	1160		210.91	
10	3	79.8	7	1592	1539	235	
11	2	68.2	7	1577		120.75	
12	3	50.4	7	1824	1540	249.39	
13	3	54.1	7	1657	1072	504.33	
14	2	81.8	7	1207		125.94	
15	2	50.1	7	1678		307.11	
16	1	66.4	7			504.25	
17	3	86.8	7	1953	1766	386.89	
18	3	63.1	7	1174	1711	436.4	
19	2	77.5	7	1199		198.7	
20	2	55.9	7	1745		280.2	

TYPE 5 PARAMETER SHEET							Rohde & Schwarz Pulse Sequencer
Trial Number :							
5							
Bursts in Trial:							
10							

Burst	Number of Pulses	Pulse Width (µsec)	Chirp Width (MHz)	Pulse 1-to-2 PRI (µsec)	Pulse 2-to-3 PRI (µsec)	Start Location Within Interval (msec)
1	2	79.6	12	1242		707.075
2	2	64.2	12	1603		814.31
3	1	87.8	12			756.09
4	2	97.5	12	1499		1112.38
5	2	65.6	12	1493		318.06
6	1	51.7	12			282.19
7	1	76.7	12			625.04
8	2	64.9	12	1543		1053.25
9	3	89.9	12	1055	1531	306.12
10	2	62.3	12	1015		1144

TYPE 5 PARAMETER SHEET						
						Rohde & Schwarz Pulse Sequencer
Trial Number :						
6						
Bursts in Trial:						
18						
Burst	Number of Pulses	Pulse Width (µsec)	Chirp Width (MHz)	Pulse 1-to-2 PRI (µsec)	Pulse 2-to-3 PRI (µsec)	Start Location Within Interval (msec)
1	2	71.8	19	1994		445.305
2	1	89.2	19			154.449
3	2	84	19	1425		410.277
4	2	89.5	19	1099		360.33
5	1	61.4	19			431.103
6	3	67.8	19	1391	1243	109.117
7	2	80.4	19	1956		304.96
8	2	96.8	19	1165		95.623
9	1	86.8	19			607.787
10	3	59.3	19	1464	1715	334.19
11	2	87.7	19	1289		648.943
12	2	91.3	19	1888		384.027
13	3	92.2	19	1530	1150	227.13
14	3	64.2	19	1731	1273	274.453
15	2	61.7	19	1755		539.687
16	2	99.3	19	1136		178.4
17	1	68.8	19			522.733

18	3	51.1	19	1677	1579	223.567
----	---	------	----	------	------	---------

TYPE 5 PARAMETER SHEET							Rohde & Schwarz Pulse Sequencer
Trial Number :							7
Bursts in Trial:							19
Burst	Number of Pulses	Pulse Width (µsec)	Chirp Width (MHz)	Pulse 1-to-2 PRI (µsec)	Pulse 2-to-3 PRI (µsec)	Start Location Within Interval (msec)	
1	2	53.6	14	1491		603.003	
2	2	56.9	14	1523		418.361	
3	3	70.6	14	1701	1975	524.122	
4	3	97.9	14	1095	1804	366.183	
5	3	89.8	14	1365	1964	81.344	
6	2	71.7	14	1410		495.665	
7	3	92.4	14	1585	1291	558.006	
8	2	54.1	14	1740		430.497	
9	3	92.3	14	1742	1111	139.358	
10	2	69.4	14	1239		472.399	
11	2	57.8	14	1961		81.631	
12	3	65.7	14	1993	1675	399.302	
13	2	60.6	14	1427		417.013	
14	3	50.9	14	1627	1159	7.614	
15	3	86.2	14	1464	1565	19.355	
16	3	86.7	14	1783	1159	608.316	
17	2	73.3	14	1697		490.637	
18	2	93.3	14	1717		495.158	
19	2	58.5	14	1146		517.679	

TYPE 5 PARAMETER SHEET							Rohde & Schwarz Pulse Sequencer
Trial Number :							8
Bursts in Trial:							15

Burst	Number of Pulses	Pulse Width (µsec)	Chirp Width (MHz)	Pulse 1-to-2 Spacing (µsec)	Pulse 2-to-3 PRI (µsec)	Start Location Within Interval (msec)
1	2	78.5	8	1280		344.347
2	3	55.1	8	1702	1607	475.9
3	2	80	8	1514		231.97
4	1	89.7	8			97.01
5	2	91.6	8	1409		410.16
6	3	60.7	8	1083	1052	775.28
7	3	86.3	8	1086	1880	758.27
8	2	66.7	8	1330		139.81
9	3	70.6	8	1863	1734	547.16
10	1	73.7	8			258.64
11	2	64.9	8	1830		288.11
12	2	85.8	8	1981		606.09
13	2	60.2	8	1567		338.52
14	2	74.8	8	1464		469
15	3	87	8	1596	1108	723.9

TYPE 5 PARAMETER SHEET						
						Rohde & Schwarz Pulse Sequencer
Trial Number : 9						
Bursts in Trial: 20						
Burst	Number of Pulses	Pulse Width (µsec)	Chirp Width (MHz)	Pulse 1-to-2 PRI (µsec)	Pulse 2-to-3 PRI (µsec)	Start Location Within Interval (msec)
1	2	76.3	9	1361		537.266
2	2	98.9	9	1381		381.516
3	2	99.4	9	1702		290.09
4	3	58.3	9	1180	1332	366.07
5	1	91	9			97.21
6	2	94.4	9	1947		164.6
7	2	69.1	9	1976		447.25
8	1	92.5	9			219.01
9	2	68.2	9	1071		494.55
10	3	98.4	9	1213	1098	313.03
11	2	88.8	9	1257		364.77

12	3	88	9	1133	1964	422.73
13	3	58.1	9	1216	1229	540.38
14	1	52.7	9			350.57
15	1	98.3	9			263.7
16	3	85.9	9	1484	1259	571.47
17	1	82.7	9			244.72
18	1	90.4	9			238.4
19	1	97.1	9			317.3
20	3	65.7	9	1097	1065	470.5

**TYPE 5
PARAMETER
SHEET**

 Rohde & Schwarz
Pulse Sequencer

Trial Number :
10

Bursts in Trial:
14

Burst	Number of Pulses	Pulse Width (µsec)	Chirp Width (MHz)	Pulse 1-to-2 PRI (µsec)	Pulse 2-to-3 PRI (µsec)	Start Location Within Interval (msec)
1	2	92.7	10	1427		725.111
2	2	93	10	1051		237.837
3	1	55.5	10			713.584
4	2	74.1	10	1822		342.671
5	3	54.8	10	1569	1281	737.799
6	1	68.6	10			346.336
7	3	79.1	10	1648	1608	503.773
8	2	79	10	1686		719.38
9	2	71	10	1369		234.187
10	1	74.2	10			549.714
11	3	61.1	10	1924	1689	60.901
12	2	58	10	1585		634.229
13	3	86.4	10	1834	1935	360.586
14	3	87	10	1290	1407	168.443

**TYPE 5
PARAMETER
SHEET**

 Rohde & Schwarz
Pulse Sequencer

Trial Number :
11

Bursts in Trial: 17						
Burst	Number of Pulses	Pulse Width (µsec)	Chirp Width (MHz)	Pulse 1-to-2 PRI (µsec)	Pulse 2-to-3 PRI (µsec)	Start Location Within Interval (msec)
1	3	68	16	1819	1237	344.396
2	1	87.4	16			425.828
3	2	70	16	1066		554.555
4	2	74	16	1414		332.653
5	2	90.1	16	1769		319.611
6	3	78.8	16	1542	1996	53.418
7	2	53	16	1551		90.016
8	1	95.5	16			489.874
9	1	50.6	16			465.291
10	2	90	16	1830		115.469
11	2	95.7	16	1924		8.686
12	2	54	16	1841		239.694
13	2	79.3	16	1578		272.242
14	2	67.1	16	1724		20.949
15	1	89	16			519.947
16	2	69.1	16	1576		440.065
17	2	77.5	16	1893		435.482

TYPE 5 PARAMETER SHEET						
						Rohde & Schwarz Pulse Sequencer
Trial Number : 12						
Bursts in Trial: 18						
Burst	Number of Pulses	Pulse Width (µsec)	Chirp Width (MHz)	Pulse 1-to-2 PRI (µsec)	Pulse 2-to-3 PRI (µsec)	Start Location Within Interval (msec)
1	1	97.2	5			150.038
2	2	56.9	5	1037		71.002
3	2	77.7	5	1919		263.297
4	1	97.2	5			527.36
5	3	51.5	5	1661	1691	243.893
6	3	78.9	5	1366	1478	86.057
7	2	90.8	5	1608		328.43
8	2	75.4	5	1348		649.003
9	1	76.9	5			384.107

10	2	69.7	5	1871		348.14
11	2	62.1	5	1276		393.973
12	1	73.4	5			70.787
13	2	94.7	5	1999		49.51
14	2	88	5	1778		600.223
15	1	67.6	5			88.157
16	2	77.8	5	1268		247.9
17	2	60.5	5	1952		278.633
18	2	56.4	5	1489		115.367

TYPE 5 PARAMETER SHEET							Rohde & Schwarz Pulse Sequencer
Trial Number :							13
Bursts in Trial:							14
Burst	Number of Pulses	Pulse Width (µsec)	Chirp Width (MHz)	Pulse 1-to-2 PRI (µsec)	Pulse 2-to-3 PRI (µsec)	Start Location Within Interval (msec)	
1	3	93.9	12	1504	1864	728.817	
2	3	91.4	12	1464	1752	50.938	
3	3	80.7	12	1240	1274	405.434	
4	2	58.4	12	1741		728.221	
5	2	72.7	12	1557		414.199	
6	1	91.1	12			610.316	
7	3	54.5	12	1155	1356	163.023	
8	2	67.2	12	1259		833.79	
9	1	79.1	12			471.067	
10	3	66.9	12	1126	1079	763.334	
11	2	80.5	12	1411		233.271	
12	2	77	12	1325		163.209	
13	1	65.3	12			396.286	
14	2	87.1	12	1553		275.543	

TYPE 5 PARAMETER SHEET		Rohde & Schwarz Pulse Sequencer
Trial Number :		14
Bursts in Trial:		18

Burst	Number of Pulses	Pulse Width (µsec)	Chirp Width (MHz)	Pulse 1-to-2 PRI (µsec)	Pulse 2-to-3 PRI (µsec)	Start Location Within Interval (msec)
1	3	88.9	14	1221	1048	272.031
2	1	64.3	14			479.033
3	2	50.1	14	1694		120.287
4	2	50.1	14	1705		30.37
5	2	61.7	14	1931		216.753
6	2	95.3	14	1650		142.807
7	1	56.5	14			265.54
8	2	52.5	14	1620		500.443
9	3	90.6	14	1165	1671	73.977
10	2	55.5	14	1913		137.54
11	3	57.9	14	1095	1501	83.963
12	1	82.3	14			111.357
13	2	59.3	14	1235		279.6
14	3	68.4	14	1254	1864	42.383
15	3	91.3	14	1264	1164	242.347
16	2	99.8	14	1925		170.7
17	2	88.4	14	1599		163.933
18	2	86.6	14	1655		639.567

TYPE 5 PARAMETER SHEET						Rohde & Schwarz Pulse Sequencer
Trial Number : 15						
Bursts in Trial: 18						
Burst	Number of Pulses	Pulse Width (µsec)	Chirp Width (MHz)	Pulse 1-to-2 PRI (µsec)	Pulse 2-to-3 PRI (µsec)	Start Location Within Interval (msec)
1	2	57.2	16	1720		238.966
2	2	71.4	16	1156		236.067
3	2	80.5	16	1179		254.517
4	3	79	16	1994	1328	510.17
5	2	85.2	16	1741		604.133
6	1	50	16			153.807
7	1	97.3	16			33.24
8	3	93.3	16	1024	1569	175.993
9	3	50.9	16	1142	1987	560.917
10	3	62.3	16	1778	1993	584

11	2	55.5	16	1081		6.333
12	2	57.5	16	1736		589.497
13	2	70.5	16	1559		159.2
14	2	92.7	16	1659		80.723
15	1	96.4	16			638.657
16	2	63.1	16	1871		327.8
17	2	96.1	16	1525		365.433
18	3	71.7	16	1637	1654	403.567

TYPE 5 PARAMETER SHEET							Rohde & Schwarz Pulse Sequencer
Trial Number :							16
Bursts in Trial:							15
Burst	Number of Pulses	Pulse Width (µsec)	Chirp Width (MHz)	Pulse 1-to-2 PRI (µsec)	Pulse 2-to-3 PRI (µsec)	Start Location Within Interval (msec)	
1	1	80.2	17			263.647	
2	3	83.7	17	1584	1768	292.08	
3	1	91	17			539.12	
4	2	94.4	17	1547		501.25	
5	1	65.9	17			168.67	
6	1	83.6	17			736.07	
7	3	94.8	17	1899	1206	665.34	
8	2	53.2	17	1195		759.04	
9	1	51	17			461.74	
10	1	97.7	17			302.03	
11	1	71.2	17			340.08	
12	1	71.6	17			40.17	
13	2	84.3	17	1854		463.7	
14	1	54.7	17			3.9	
15	3	82.6	17	1538	1311	539.5	

TYPE 5 PARAMETER SHEET							Rohde & Schwarz Pulse Sequencer
Trial Number :							17

Bursts in Trial: 17						
Burst	Number of Pulses	Pulse Width (µsec)	Chirp Width (MHz)	Pulse 1-to-2 PRI (µsec)	Pulse 2-to-3 PRI (µsec)	Start Location Within Interval (msec)
1	3	74.3	11	1006	1862	260.513
2	3	90.9	11	1156	1740	486.568
3	2	71.4	11	1214		429.455
4	2	68.7	11	1220		328.023
5	1	52.5	11			587.361
6	1	73.2	11			88.278
7	2	73.2	11	1484		266.826
8	2	95.4	11	1516		489.624
9	1	68.5	11			16.861
10	1	66.2	11			171.439
11	3	95.5	11	1526	1358	50.786
12	3	54.1	11	1148	1636	288.584
13	2	69.4	11	1965		448.832
14	2	60.7	11	1491		165.149
15	1	76.9	11			629.747
16	2	56.2	11	1118		576.365
17	3	83.2	11	1191	1697	34.382

TYPE 5 PARAMETER SHEET						
						Rohde & Schwarz Pulse Sequencer
Trial Number : 18						
Bursts in Trial: 12						
Burst	Number of Pulses	Pulse Width (µsec)	Chirp Width (MHz)	Pulse 1-to-2 PRI (µsec)	Pulse 2-to-3 PRI (µsec)	Start Location Within Interval (msec)
1	2	72.4	9	1606		726.291
2	3	52.6	9	1918	1013	343.89
3	2	78.4	9	1576		989.68
4	2	80.2	9	1183		44.45
5	2	81	9	1155		495.75
6	3	71.7	9	1128	1781	633.39
7	2	86.1	9	1818		534.24
8	1	79	9			699.63
9	2	86.6	9	1246		957.9
10	1	99.1	9			156.13
11	1	64.8	9			902.1

12	2	72	9	1332		802.1
----	---	----	---	------	--	-------

TYPE 5 PARAMETER SHEET						
						Rohde & Schwarz Pulse Sequencer
Trial Number : 19						
Bursts in Trial: 15						
Burst	Number of Pulses	Pulse Width (µsec)	Chirp Width (MHz)	Pulse 1-to-2 PRI (µsec)	Pulse 2-to-3 PRI (µsec)	Start Location Within Interval (msec)
1	1	64.9	17			789.558
2	2	68.6	17	1088		83.431
3	1	90.6	17			63.13
4	3	67	17	1549	1055	272.17
5	3	88.6	17	1688	1157	87.83
6	1	76.7	17			190.84
7	1	86.3	17			753.87
8	1	69.3	17			296.36
9	2	92.7	17	1599		266.2
10	3	71.8	17	1487	1913	135.15
11	2	56.2	17	1432		199.29
12	2	57.9	17	1645		687.05
13	1	89	17			169.44
14	3	94	17	1524	1668	590.2
15	3	77	17	1667	1072	664.8

TYPE 5 PARAMETER SHEET						
						Rohde & Schwarz Pulse Sequencer
Trial Number : 20						
Bursts in Trial: 10						
Burst	Number of Pulses	Pulse Width (µsec)	Chirp Width (MHz)	Pulse 1-to-2 PRI (µsec)	Pulse 2-to-3 PRI (µsec)	Start Location Within Interval (msec)
1	2	58.4	5	1067		608.031
2	1	82.9	5			540.93

3	1	85.6	5			508.66
4	3	95.8	5	1775	1345	726.46
5	2	98.9	5	1426		1020.67
6	3	62.9	5	1543	1130	1003.72
7	2	64.6	5	1124		890.74
8	1	71	5			757.09
9	3	75.8	5	1389	1468	862.7
10	1	68	5			952

TYPE 5 PARAMETER SHEET							Rohde & Schwarz Pulse Sequencer
Trial Number :							21
Bursts in Trial:							10
Burst	Number of Pulses	Pulse Width (µsec)	Chirp Width (MHz)	Pulse 1-to-2 PRI (µsec)	Pulse 2-to-3 PRI (µsec)	Start Location Within Interval (msec)	
1	2	54	14	1463		716.345	
2	1	54.5	14			764.46	
3	1	88.7	14			1184.13	
4	2	76.8	14	1565		369.49	
5	2	63	14	1820		955.99	
6	3	65.9	14	1243	1929	924.17	
7	2	77.3	14	1507		855.73	
8	2	58.3	14	1297		810.22	
9	2	91.6	14	1401		893.3	
10	1	75.7	14			890	

TYPE 5 PARAMETER SHEET							Rohde & Schwarz Pulse Sequencer
Trial Number :							22
Bursts in Trial:							16

Burst	Number of Pulses	Pulse Width (µsec)	Chirp Width (MHz)	Pulse 1-to-2 PRI (µsec)	Pulse 2-to-3 PRI (µsec)	Start Location Within Interval (msec)
1	3	99.7	14	1974	1311	706.241
2	2	95.7	14	1865		651.5
3	1	58	14			210.04
4	2	61.4	14	1687		361.08
5	2	51.6	14	1119		61.82
6	3	75.7	14	1098	1640	732.43
7	3	81.1	14	1089	1865	513.06
8	1	54.2	14			298.06
9	2	96.1	14	1763		256.43
10	1	71	14			369.88
11	3	82.1	14	1051	1592	560.07
12	2	57.6	14	1415		527.38
13	3	52.1	14	1775	1050	51.36
14	1	96.3	14			398.1
15	3	80.2	14	1915	1556	135.7
16	1	53.7	14			544.5

TYPE 5 PARAMETER SHEET

 Rohde & Schwarz
Pulse Sequencer

Trial Number :
23

Bursts in Trial:
8

Burst	Number of Pulses	Pulse Width (µsec)	Chirp Width (MHz)	Pulse 1-to-2 PRI (µsec)	Pulse 2-to-3 PRI (µsec)	Start Location Within Interval (msec)
1	2	88.8	9	1350		1385.61
2	3	82.4	9	1319	1014	860.09
3	3	82.3	9	1978	1956	243.71
4	2	52.9	9	1100		520
5	2	80.7	9	1334		1048.77
6	2	92.5	9	1112		1211.57
7	2	79.4	9	1460		1361.8
8	1	73.8	9			1233.2

TYPE 5 PARAMETER SHEET						
Rohde & Schwarz Pulse Sequencer						
Trial Number : 24						
Bursts in Trial: 8						
Burst	Number of Pulses	Pulse Width (µsec)	Chirp Width (MHz)	Pulse 1-to-2 PRI (µsec)	Pulse 2-to-3 PRI (µsec)	Start Location Within Interval (msec)
1	2	57	5	1343		1482.09
2	2	54.2	5	1881		1126.42
3	3	97.3	5	1049	1094	534.01
4	3	93.4	5	1887	1057	394.26
5	2	89	5	1593		548
6	2	81	5	1353		960.41
7	1	95.3	5			376.96
8	1	61	5			1078.8

TYPE 5 PARAMETER SHEET						
Rohde & Schwarz Pulse Sequencer						
Trial Number : 25						
Bursts in Trial: 15						
Burst	Number of Pulses	Pulse Width (µsec)	Chirp Width (MHz)	Pulse 1-to-2 PRI (µsec)	Pulse 2-to-3 PRI (µsec)	Start Location Within Interval (msec)
1	3	82.4	19	1351	1914	460.135
2	1	75.8	19			474.48
3	1	66.9	19			407.2
4	2	54.3	19	1675		119.08
5	2	93.3	19	1321		371.49
6	1	96.8	19			529.75
7	2	82.3	19	1703		60.52
8	2	97.8	19	1212		738.39
9	1	70.8	19			544.78
10	1	78	19			505.39
11	2	69.6	19	1529		171.05
12	1	68.2	19			140.02

13	3	86.5	19	1994	1796	750.4
14	3	95.7	19	1807	1715	377.9
15	1	67.8	19			695.3

TYPE 5 PARAMETER SHEET						
Rohde & Schwarz Pulse Sequencer						
Trial Number : 26						
Bursts in Trial: 15						
Burst	Number of Pulses	Pulse Width (µsec)	Chirp Width (MHz)	Pulse 1-to-2 PRI (µsec)	Pulse 2-to-3 PRI (µsec)	Start Location Within Interval (msec)
1	1	61.3	10			793.873
2	1	60.1	10			720.72
3	1	90.9	10			318.15
4	3	59.6	10	1362	1729	754.45
5	2	72.3	10	1151		368.35
6	2	77	10	1587		465.4
7	2	61.2	10	1763		320.33
8	1	55.7	10			779.36
9	2	95	10	1269		701.4
10	1	87.1	10			221.94
11	1	90.8	10			533.75
12	2	86.6	10	1883		184.71
13	1	81.2	10			158.09
14	1	56.7	10			241.4
15	1	76.4	10			148.8

TYPE 5 PARAMETER SHEET						
Rohde & Schwarz Pulse Sequencer						
Trial Number : 27						
Bursts in Trial: 12						
Burst	Number of Pulses	Pulse Width (µsec)	Chirp Width (MHz)	Pulse 1-to-2 PRI (µsec)	Pulse 2-to-3 PRI (µsec)	Start Location Within Interval (msec)
1	2	60.7	8	1567		350.678

2	3	63.9	8	1388	1976	990.62
3	2	55.1	8	1277		769.26
4	2	62.8	8	1084		940.63
5	2	55.2	8	1415		25.78
6	2	52	8	1155		956.61
7	3	99.5	8	1844	1805	295.02
8	3	93.5	8	1414	1000	682.84
9	3	79.3	8	1079	1750	100.72
10	1	96.1	8			758
11	2	60.2	8	1006		728.3
12	2	99.6	8	1701		155

TYPE 5 PARAMETER SHEET						
Rohde & Schwarz Pulse Sequencer						
Trial Number : 28						
Bursts in Trial: 11						
Burst	Number of Pulses	Pulse Width (µsec)	Chirp Width (MHz)	Pulse 1-to-2 PRI (µsec)	Pulse 2-to-3 PRI (µsec)	Start Location Within Interval (msec)
1	2	65.8	13	1385		632.511
2	2	95.8	13	1153		687.531
3	2	57.2	13	1977		121.192
4	3	55.3	13	1392	1144	305.273
5	3	64.9	13	1130	1538	272.544
6	3	82.7	13	1387	1881	668.035
7	2	67	13	1932		962.335
8	2	84.1	13	1038		1081.926
9	1	77.8	13			549.787
10	3	79.4	13	1009	1136	938.018
11	2	58.5	13	1898		297.409

TYPE 5 PARAMETER SHEET						
Rohde & Schwarz Pulse Sequencer						
Trial Number : 29						

Bursts in Trial: 19						
Burst	Number of Pulses	Pulse Width (µsec)	Chirp Width (MHz)	Pulse 1-to-2 PRI (µsec)	Pulse 2-to-3 PRI (µsec)	Start Location Within Interval (msec)
1	3	51.1	6	1250	1934	447.034
2	2	75.7	6	1703		241.204
3	2	83.7	6	1326		68.122
4	3	52.2	6	1377	1707	323.623
5	3	91.2	6	1607	1474	598.754
6	1	60.5	6			381.465
7	1	91.4	6			150.506
8	3	99.9	6	1417	1685	160.557
9	2	74.4	6	1659		131.998
10	2	98.3	6	1676		455.859
11	2	65.4	6	1946		401.991
12	2	82.8	6	1690		255.152
13	2	83.4	6	1697		592.023
14	1	70	6			297.394
15	1	53.1	6			245.425
16	2	64.5	6	1664		309.786
17	2	76.3	6	1909		6.237
18	2	72.7	6	1906		130.758
19	2	57.6	6	1423		523.679

TYPE 5 PARAMETER SHEET						
						Rohde & Schwarz Pulse Sequencer
Trial Number : 30						
Bursts in Trial: 20						
Burst	Number of Pulses	Pulse Width (µsec)	Chirp Width (MHz)	Pulse 1-to-2 PRI (µsec)	Pulse 2-to-3 PRI (µsec)	Start Location Within Interval (msec)
1	2	79.8	12	1593		59.421
2	2	53.6	12	1981		164.968
3	2	92.9	12	1322		235.45
4	3	92.1	12	1176	1430	474.13

5	2	87.4	12	1733		424.73
6	3	67.1	12	1349	1777	12.26
7	1	72.6	12			377.22
8	2	55.2	12	1396		323.6
9	2	91.5	12	1319		341.75
10	3	70.6	12	1100	1741	3.68
11	3	77.4	12	1900	1101	224.65
12	2	87.1	12	1785		576.44
13	1	83	12			403.94
14	2	52.4	12	1971		266.8
15	1	74.6	12			439.72
16	1	86.7	12			7.73
17	3	87.9	12	1382	1168	326.19
18	3	64.6	12	1392	1592	72.9
19	1	60.6	12			111
20	2	65.9	12	1069		89.7

TYPE 6 S		Rohde & Schwarz K350 Pulse Sequencer DFS
Trial #	Detection (yes/no)	
1	y	
2	y	
3	y	
4	y	
5	y	
6	y	
7	y	
8	y	
9	y	
10	y	
11	y	
12	y	
13	y	
14	y	
15	y	
16	y	
17	y	
18	y	
19	y	
20	y	

21	y
22	y
23	y
24	y
25	y
26	y
27	y
28	y
29	y
30	y

30/30: 100%

-- End of Test Report --