



427 West 12800 South
Draper, UT 84020

Test Report Attachment

FCC ID	SWX-UKPRO
ISED ID	6545A-UKPRO
Equipment Under Test	U7-Outdoor
Test Report Serial Number	TR8836_01
Date of Test(s)	1 December 2023 and 17 – 18 April 2024
Report Issue Date	19 April 2024 2024

Test Personnel

Testing performed by	Clay Allred and Evan Hartzell
-----------------------------	-------------------------------

Test Location

Testing was performed at the Unified Compliance Laboratory located at 427 West 12800 South, Draper, UT 84020. Unified Compliance Laboratory is accredited by National Voluntary Laboratory Accreditation Program (NVLAP); NVLAP Code 600241-0 which is effective until 30 June 2024. This site has also been registered with Innovations, Science and Economic Development (ISED) department as was accepted under Appendix B, Phase 1 procedures of the APEC Tel MRA for Canadian recognition. ISED No.: 25346, effective until 30 June 2024. Unified Compliance Laboratory has been assigned Conformity Assessment Number US0223 by ISED and MRA US5037.



1 UNII-3 Band

1.1 External Antenna

1.1.1 Summary

Test	Frequency (MHz)	Nominal Power (dBm)	Nominal Bandwidth (MHz)	Result
Emission Bandwidth 26 dB	5745.000	24.0	20.000000	PASS
RF output power	5745.000	24.0	20.000000	PASS
Power Spectral Density	5745.000	24.0	20.000000	PASS
Minimum Emission Bandwidth 6 dB	5745.000	24.0	20.000000	PASS
Occupied Channel Bandwidth 99%	5745.000	24.0	20.000000	PASS
Tx Spurious Emission	5745.000	24.0	20.000000	PASS
Emission Bandwidth 26 dB	5775.000	24.0	20.000000	PASS
Power Spectral Density	5775.000	24.0	20.000000	PASS
Minimum Emission Bandwidth 6 dB	5775.000	24.0	20.000000	PASS
Occupied Channel Bandwidth 99%	5775.000	24.0	20.000000	PASS
Tx Spurious Emission	5775.000	24.0	20.000000	PASS
Emission Bandwidth 26 dB	5825.000	24.0	20.000000	PASS
Power Spectral Density	5825.000	24.0	20.000000	PASS
Minimum Emission Bandwidth 6 dB	5825.000	24.0	20.000000	PASS
Occupied Channel Bandwidth 99%	5825.000	24.0	20.000000	PASS
Tx Spurious Emission	5825.000	24.0	20.000000	PASS
Emission Bandwidth 26 dB	5755.000	24.0	40.000000	PASS
Power Spectral Density	5755.000	24.0	40.000000	PASS
Minimum Emission Bandwidth 6 dB	5755.000	24.0	40.000000	PASS
Occupied Channel Bandwidth 99%	5755.000	24.0	40.000000	PASS
Tx Spurious Emission	5755.000	24.0	40.000000	PASS
Emission Bandwidth 26 dB	5775.000	24.0	40.000000	PASS
Power Spectral Density	5775.000	24.0	40.000000	PASS
Minimum Emission Bandwidth 6 dB	5775.000	24.0	40.000000	PASS
Occupied Channel Bandwidth 99%	5775.000	24.0	40.000000	PASS
Tx Spurious Emission	5775.000	24.0	40.000000	PASS
Emission Bandwidth 26 dB	5795.000	24.0	40.000000	PASS
Power Spectral Density	5795.000	24.0	40.000000	PASS
Minimum Emission Bandwidth 6 dB	5795.000	24.0	40.000000	PASS
Occupied Channel Bandwidth 99%	5795.000	24.0	40.000000	PASS
Tx Spurious Emission	5795.000	24.0	40.000000	PASS
Emission Bandwidth 26 dB	5775.000	24.0	80.000000	PASS
Power Spectral Density	5775.000	24.0	80.000000	PASS
Minimum Emission Bandwidth 6 dB	5775.000	24.0	80.000000	PASS
Occupied Channel Bandwidth 99%	5775.000	24.0	80.000000	PASS
Tx Spurious Emission	5775.000	24.0	80.000000	PASS

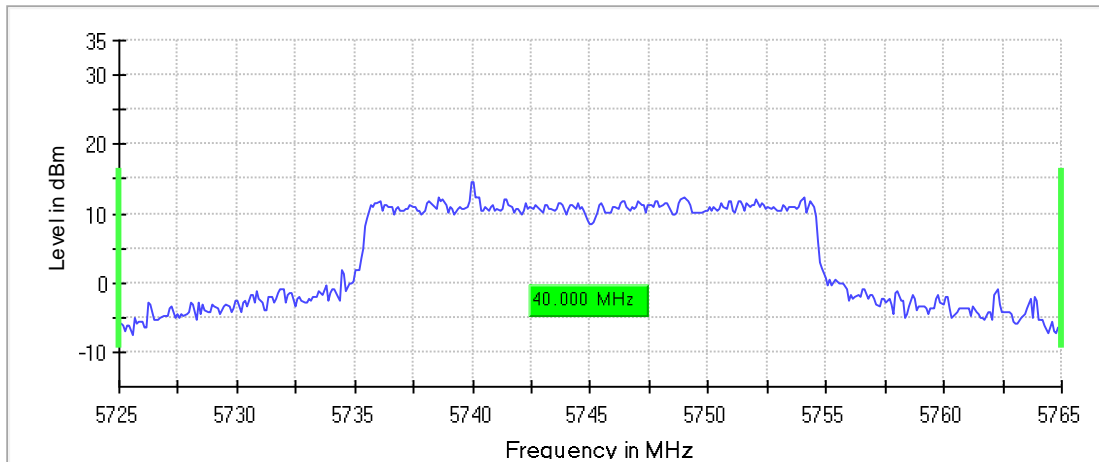
Emission Bandwidth 26 dB (5745 MHz; 24.000 dBm; 20 MHz)

26 dB Bandwidth

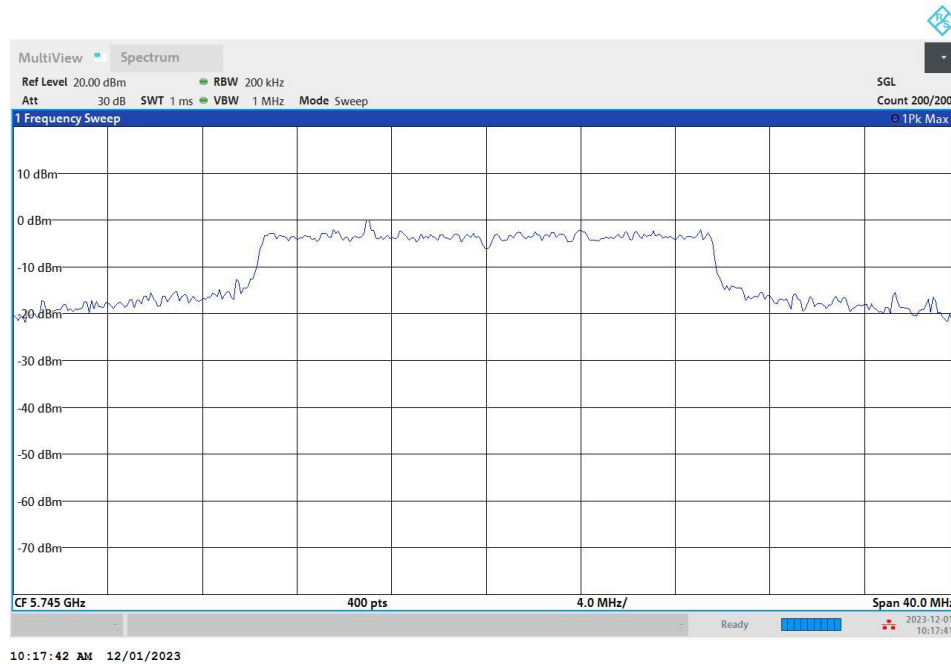
DUT Frequency (MHz)	Bandwidth (MHz)	Limit Min (MHz)	Limit Max (MHz)	Band Edge Left (MHz)	Band Edge Right (MHz)
5745.000000	40.000000	---	---	5725.000000	5765.000000

DUT Frequency (MHz)	Max Level (dBm)	Result
5745.000000	14.5	PASS

26 dB Bandwidth



Bandwidth



Measurement

Setting	Instrument Value	Target Value
Start Frequency	5.72500 GHz	5.72500 GHz
Stop Frequency	5.76500 GHz	5.76500 GHz
Span	40.000 MHz	40.000 MHz
RBW	200.000 kHz	~ 200.000 kHz
VBW	1.000 MHz	>= 600.000 kHz
SweepPoints	400	~ 400
Sweptime	1.000 ms	AUTO
Reference Level	20.000 dBm	20.000 dBm
Attenuation	30.000 dB	AUTO
Detector	MaxPeak	MaxPeak
SweepCount	200	200
Filter	3 dB	3 dB
Trace Mode	Max Hold	Max Hold
Sweeptype	Sweep	AUTO
Preamp	off	off

RF output power (5745 MHz; 24.000 dBm; 20 MHz)

Result

DUT Frequency (MHz)	Gated RMS (dBm)	Limit Max (dBm)	Gated EIRP (dBm)	DutyCycle (%)	Result
5745.000000	28.7	30.0	28.7	99.716	PASS

OSP PowerMeter settings

Setting	Instrument Value	Target Value
Measurement Time	1.000 s	1.000 s
Points	1000000	1000000

Time resolution	1.000 μ s	1.000 μ s
-----------------	---------------	---------------

Power Spectral Density (5745 MHz; 24.000 dBm; 20 MHz)

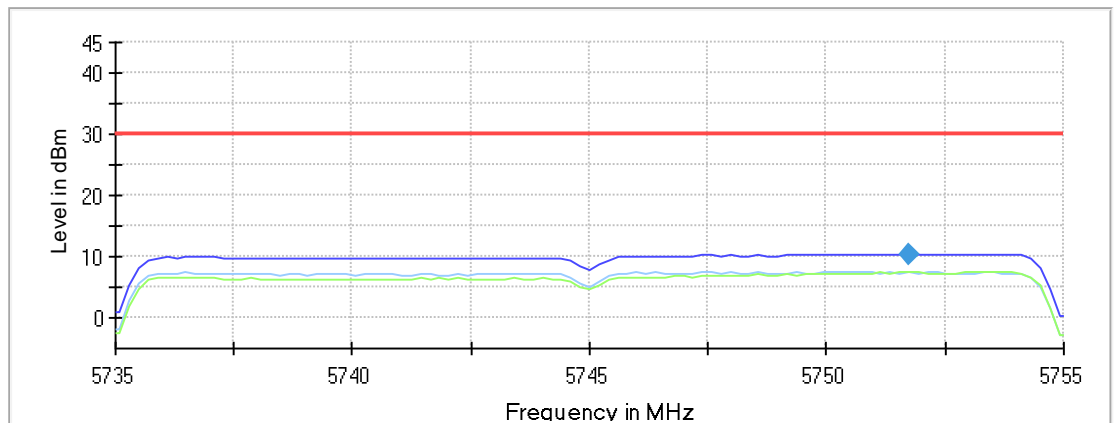
Result

DUT Frequency (MHz)	Frequency (MHz)	PSD (dBm)	Limit Max (dBm)	Result
5745.000000	5751.732673	10.443	30.0	PASS

Ports

Port	State
1	used
2	used

Power Spectral Density



— Connector 1 — Connector 2 — SumLevel — Limit ◆ PSD

Measurement

Setting	Instrument Value	Target Value
Start Frequency	5.73500 GHz	5.73500 GHz
Stop Frequency	5.75500 GHz	5.75500 GHz
Span	20.000 MHz	20.000 MHz
RBW	500.000 kHz	\leq 500.000 kHz
VBW	2.000 MHz	\geq 1.500 MHz
SweepPoints	101	\sim 80
SweepTime	2.020 ms	2.020 ms
Reference Level	20.000 dBm	20.000 dBm
Attenuation	30.000 dB	AUTO
Detector	RMS	RMS
SweepCount	100	100
Filter	3 dB	3 dB
Trace Mode	Average Power	Average Power
Sweeptype	Sweep	AUTO
Preamp	off	off

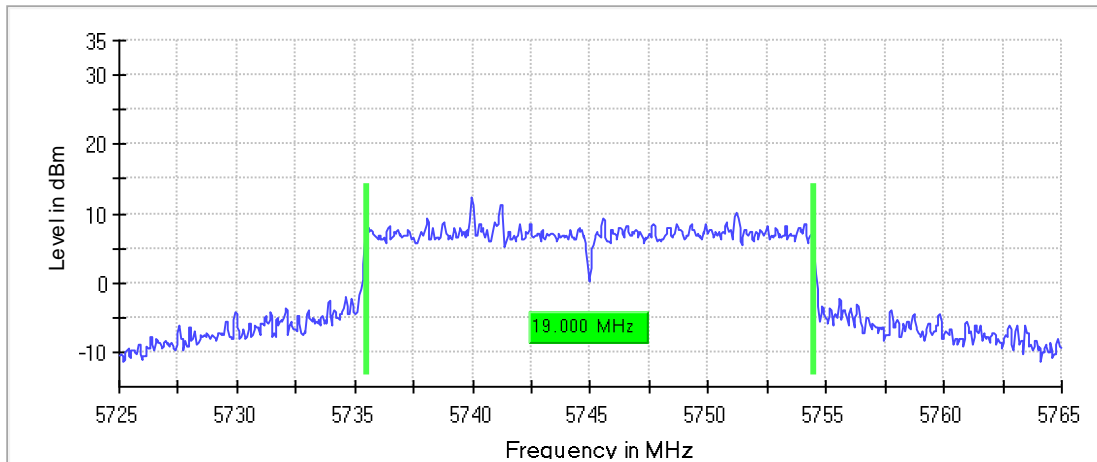
Minimum Emission Bandwidth 6 dB (5745 MHz; 24.000 dBm; 20 MHz)

6 dB Bandwidth

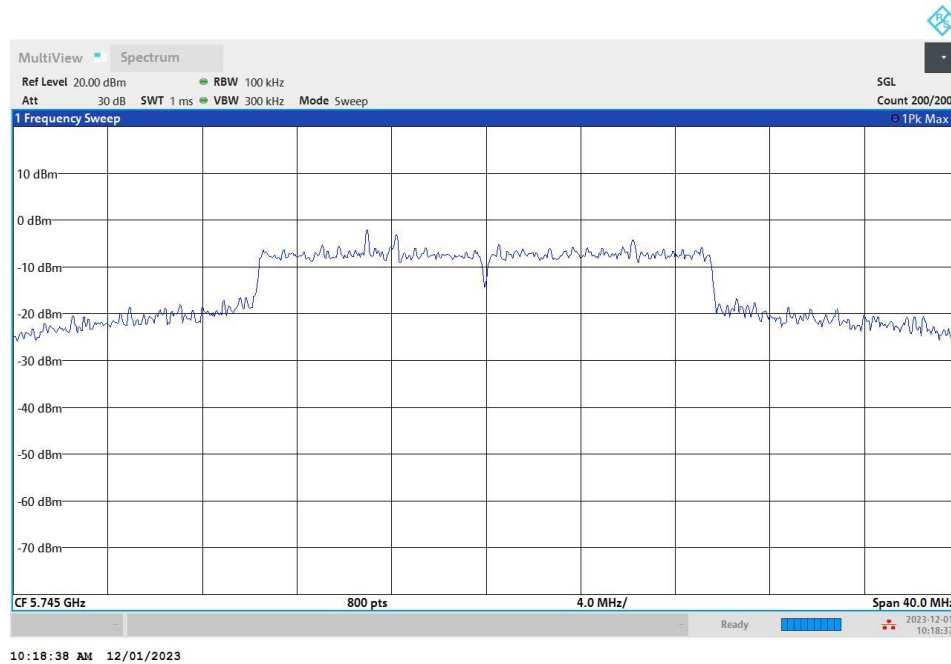
DUT Frequency (MHz)	Bandwidth (MHz)	Limit Min (MHz)	Limit Max (MHz)	Band Edge Left (MHz)	Band Edge Right (MHz)
5745.000000	19.000000	0.500000	---	5735.475000	5754.475000

DUT Frequency (MHz)	Max Level (dBm)	Result
5745.000000	12.3	PASS

6 dB Bandwidth



Bandwidth



Measurement

Setting	Instrument Value	Target Value
Start Frequency	5.72500 GHz	5.72500 GHz
Stop Frequency	5.76500 GHz	5.76500 GHz
Span	40.000 MHz	40.000 MHz
RBW	100.000 kHz	~ 100.000 kHz
VBW	300.000 kHz	~ 300.000 kHz
SweepPoints	800	~ 800
Sweeptime	1.000 ms	AUTO
Reference Level	20.000 dBm	20.000 dBm
Attenuation	30.000 dB	AUTO
Detector	MaxPeak	MaxPeak
SweepCount	200	200
Filter	3 dB	3 dB
Trace Mode	Max Hold	Max Hold
Sweeptype	Sweep	AUTO
Preamp	off	off

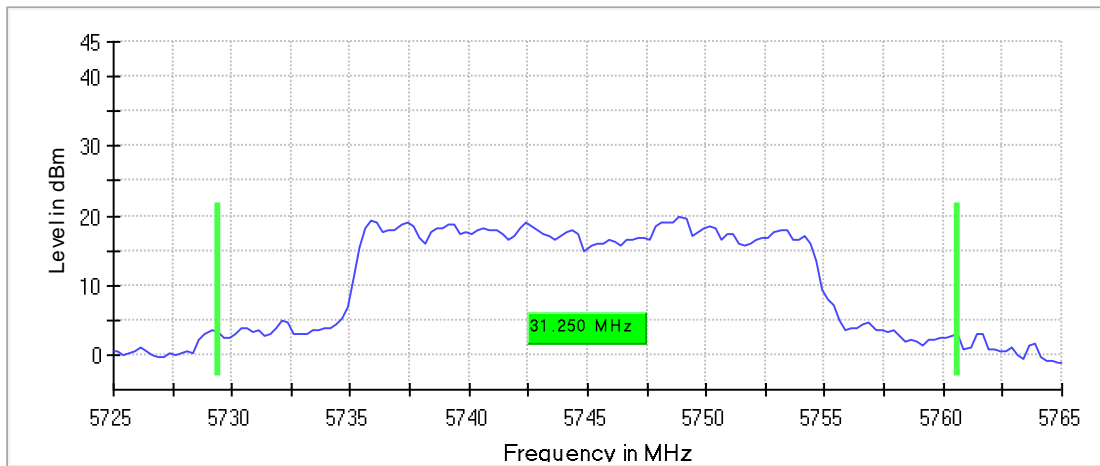
Occupied Channel Bandwidth 99% (5745 MHz; 24.000 dBm; 20 MHz)

99 % Bandwidth

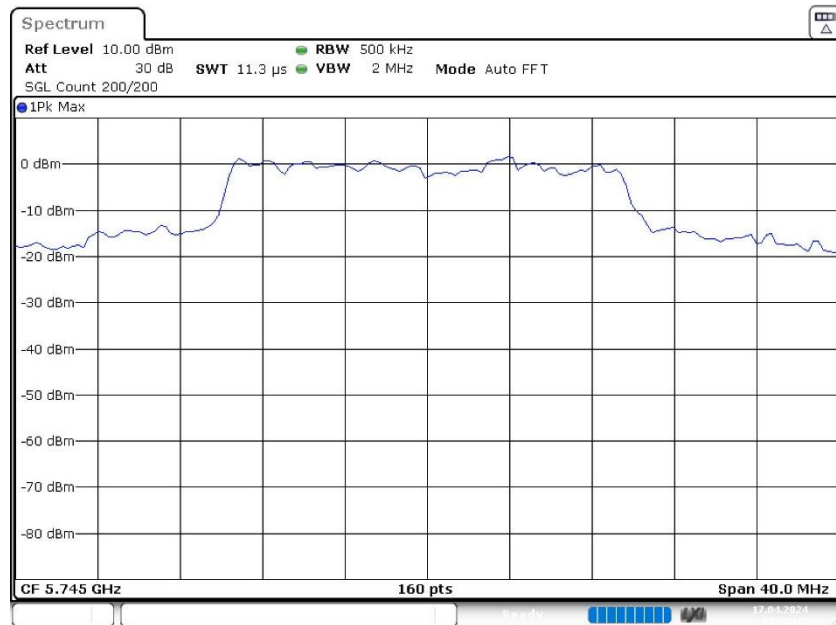
DUT Frequency (MHz)	Bandwidth (MHz)	Limit Min (MHz)	Limit Max (MHz)	Band Edge Left (MHz)	Band Edge Right (MHz)
5745.000000	31.250000	---	---	5729.375000	5760.625000

DUT Frequency (MHz)	Result
5745.000000	PASS

99 %Bandwidth



Bandwidth



Date: 17.APR.2024 23:00:46

Measurement

Setting	Instrument Value	Target Value
Start Frequency	5.72500 GHz	5.72500 GHz
Stop Frequency	5.76500 GHz	5.76500 GHz
Span	40.000 MHz	40.000 MHz
RBW	500.000 kHz	>= 500.000 kHz
VBW	2.000 MHz	>= 1.500 MHz
SweepPoints	160	~ 160

SweepTime	11.344 μ s	AUTO
Reference Level	10.000 dBm	10.000 dBm
Attenuation	30.000 dB	AUTO
Detector	MaxPeak	MaxPeak
SweepCount	200	200
Filter	3 dB	3 dB
Trace Mode	Max Hold	Max Hold
SweepType	FFT	AUTO
Preamp	off	off

Tx Spurious Emission (5745 MHz; 24.000 dBm; 20 MHz)

Result

DUT Frequency (MHz)	Result
5745.000000	PASS

Final measurements

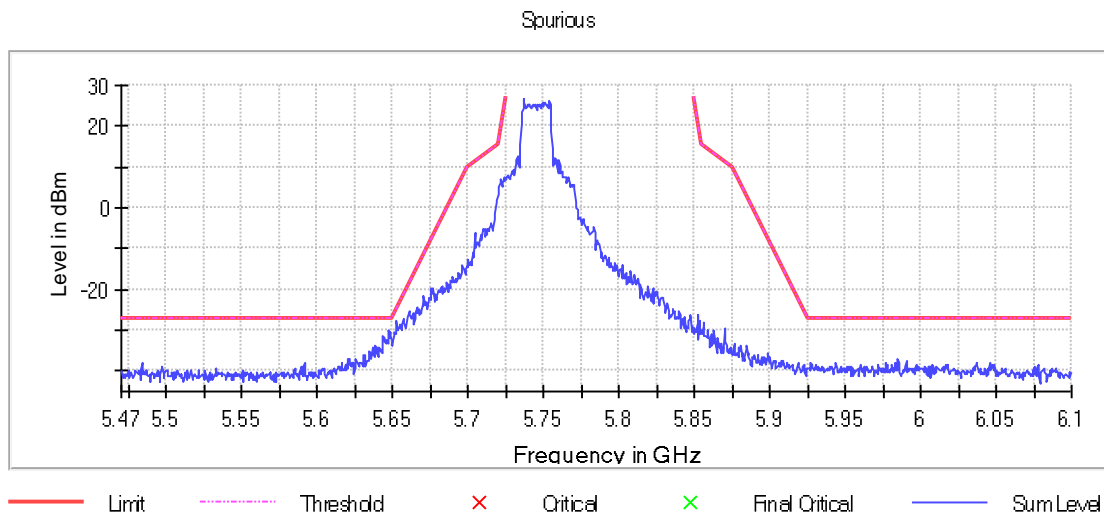
Frequency (MHz)	Level Pre Measurement (dBm)	level (dBm)	Limit (dBm)	Margin (dB)	Result
---	---	---	---	---	---

Pre Measurements

Frequency (MHz)	Level (dBm)	Margin (dB)	Limit (dBm)
5652.750000	-27.7	2.7	-25.0
5652.250000	-28.1	2.8	-25.3
5647.250000	-30.1	3.1	-27.0
5648.250000	-30.7	3.7	-27.0
5643.750000	-31.4	4.4	-27.0
5651.250000	-30.7	4.6	-26.1
5644.250000	-31.8	4.8	-27.0
5647.750000	-31.9	4.9	-27.0
5648.750000	-32.0	5.0	-27.0
5656.750000	-27.0	5.0	-22.0
5654.250000	-28.9	5.0	-23.9
5651.750000	-30.8	5.1	-25.7
5650.750000	-31.5	5.1	-26.4
5643.250000	-32.2	5.2	-27.0
5655.250000	-28.4	5.3	-23.1

Measurement Settings

Start Frequency (MHz)	Stop Frequency (MHz)	Pre Measurement	Final Measurement
5470.000000	6100.000000	2	2



Pre Measurement 2

Setting	Instrument Value	Target Value
RBW	1.000 MHz	<= 1.000 MHz
VBW	3.000 MHz	>= 3.000 MHz
SweepPoints	1260	~ 1260
SweepTime	1.260 ms	AUTO
Reference Level	30.000 dBm	-10.000 dBm
Attenuation	20.000 dB	20.000 dB
Detector	MaxPeak	MaxPeak
SweepCount	30	30
Filter	3 dB	3 dB
Trace Mode	Max Hold	Max Hold
SweepType	Sweep	AUTO
Preamp	off	off

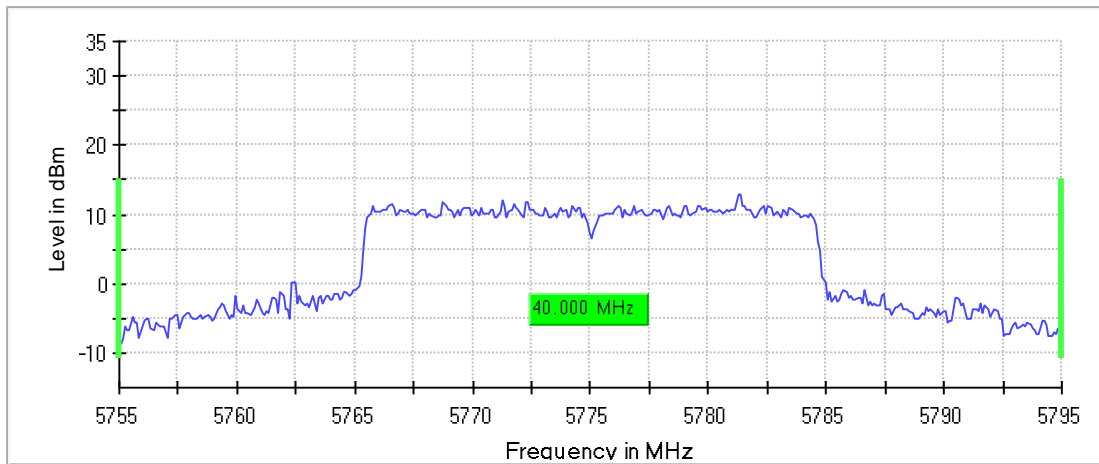
Emission Bandwidth 26 dB (5775 MHz; 24.000 dBm; 20 MHz)

26 dB Bandwidth

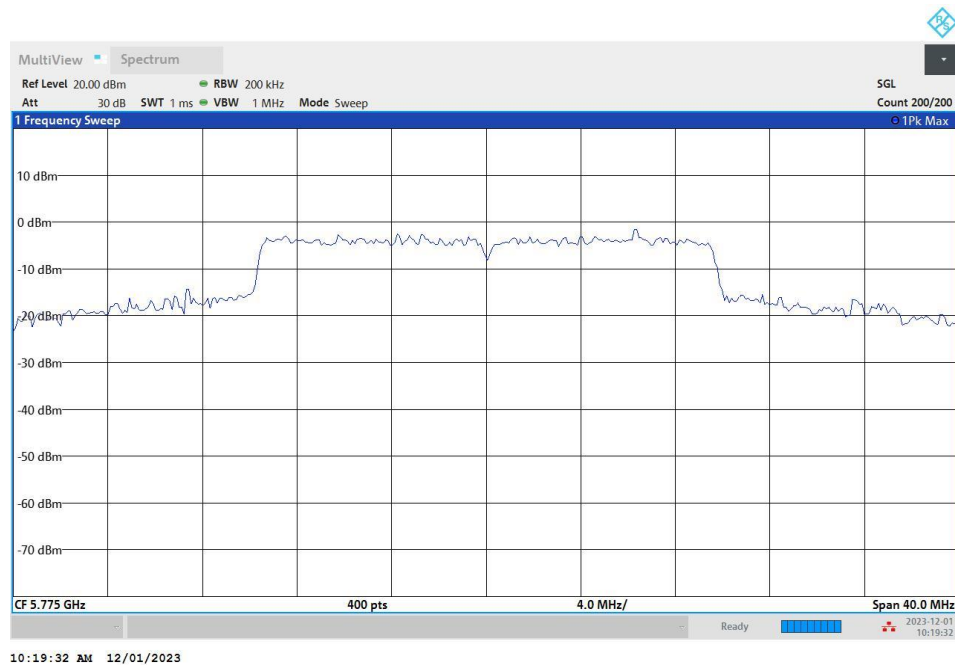
DUT Frequency (MHz)	Bandwidth (MHz)	Limit Min (MHz)	Limit Max (MHz)	Band Edge Left (MHz)	Band Edge Right (MHz)
5775.000000	40.000000	---	---	5755.000000	5795.000000

DUT Frequency (MHz)	Max Level (dBm)	Result
5775.000000	13.0	PASS

26 dB Bandwidth



Bandwidth



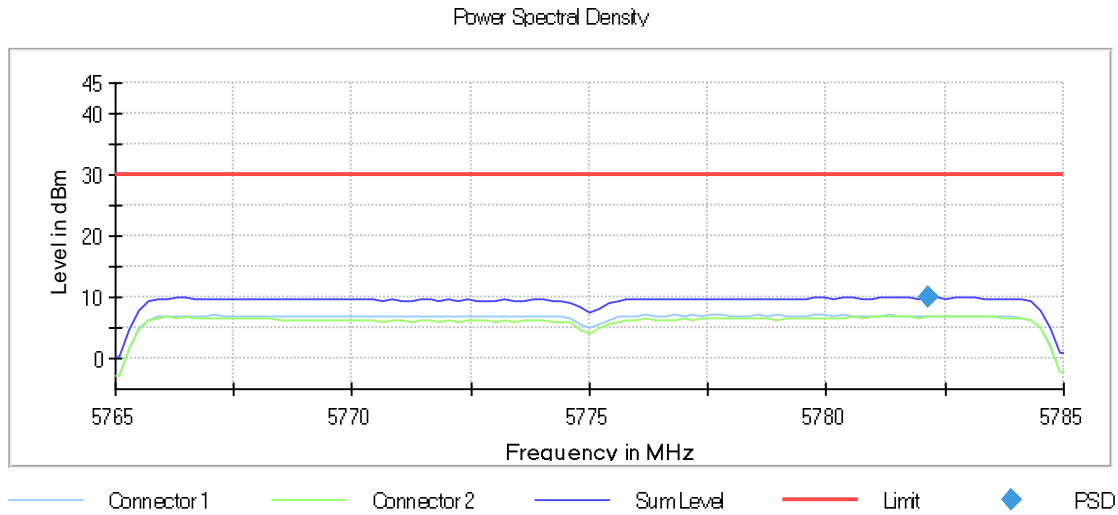
Power Spectral Density (5775 MHz; 24.000 dBm; 20 MHz)

Result

DUT Frequency (MHz)	Frequency (MHz)	PSD (dBm)	Limit Max (dBm)	Result
5775.000000	5782.128713	9.934	30.0	PASS

Ports

Port	State
1	used
2	used

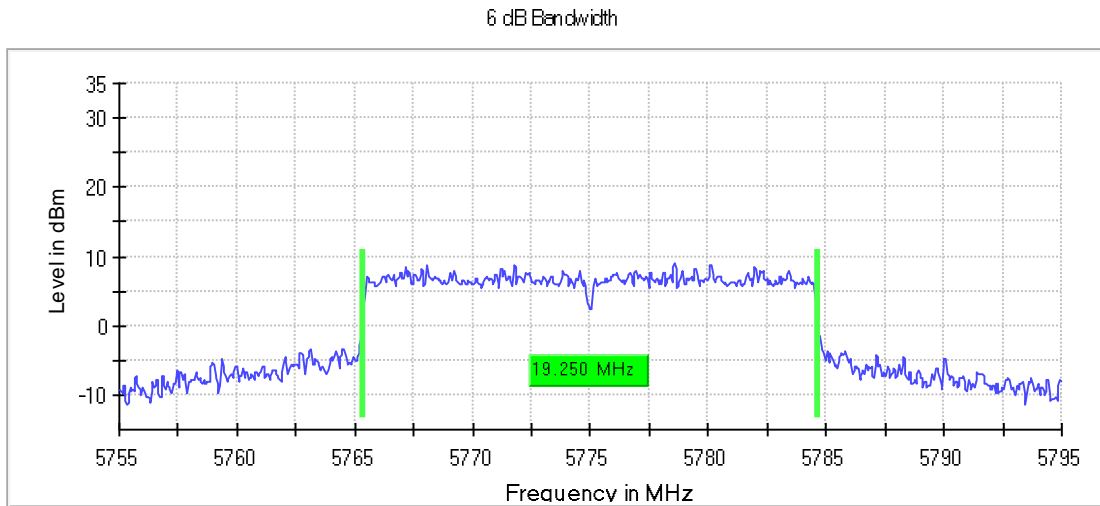


Minimum Emission Bandwidth 6 dB (5775 MHz; 24.000 dBm; 20 MHz)

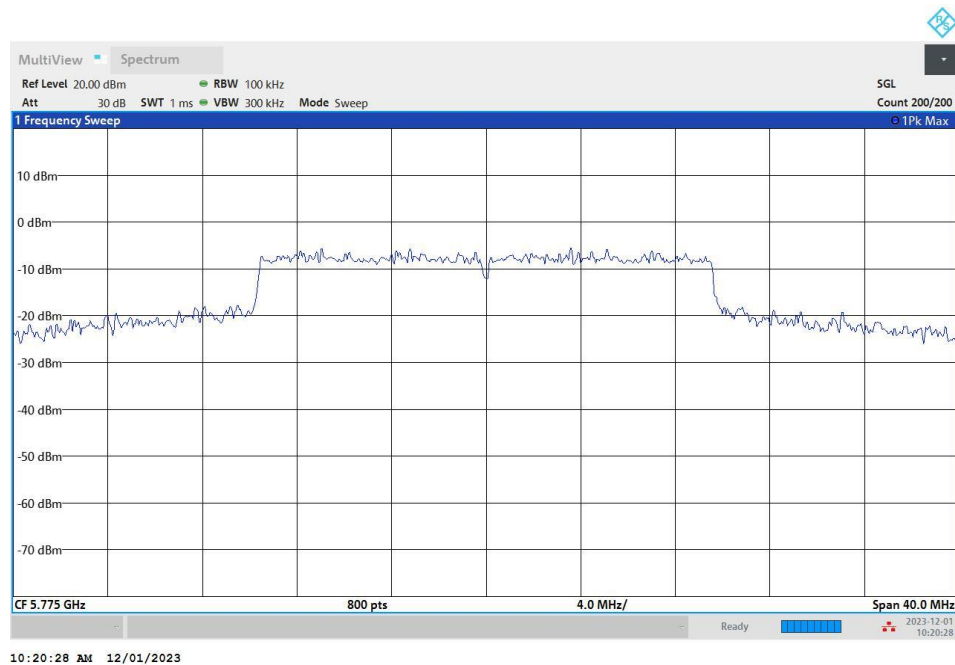
6 dB Bandwidth

DUT Frequency (MHz)	Bandwidth (MHz)	Limit Min (MHz)	Limit Max (MHz)	Band Edge Left (MHz)	Band Edge Right (MHz)
5775.000000	19.250000	0.500000	---	5765.375000	5784.625000

DUT Frequency (MHz)	Max Level (dBm)	Result
5775.000000	8.9	PASS



Bandwidth

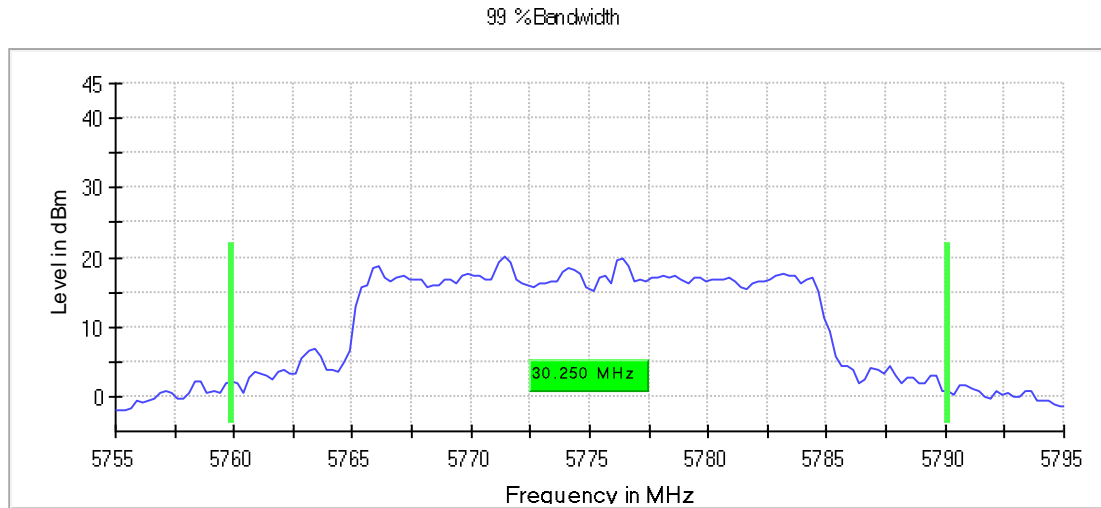


Occupied Channel Bandwidth 99% (5775 MHz; 24.000 dBm; 20 MHz)

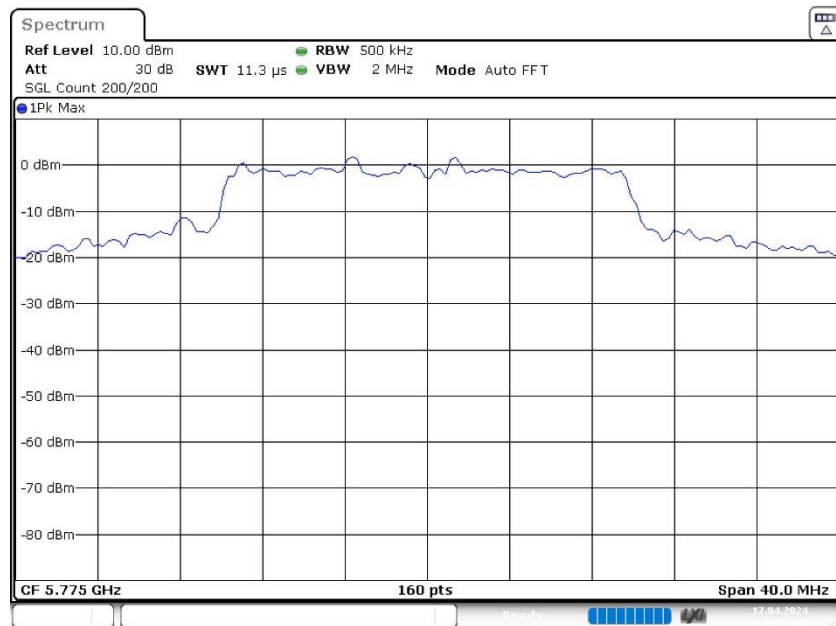
99 % Bandwidth

DUT Frequency (MHz)	Bandwidth (MHz)	Limit Min (MHz)	Limit Max (MHz)	Band Edge Left (MHz)	Band Edge Right (MHz)
5775.000000	30.250000	---	---	5759.875000	5790.125000

DUT Frequency (MHz)	Result
5775.000000	PASS



Bandwidth



Date: 17.APR.2024 23:01:01

Measurement

Setting	Instrument Value	Target Value
Start Frequency	5.75500 GHz	5.75500 GHz

Stop Frequency	5.79500 GHz	5.79500 GHz
Span	40.000 MHz	40.000 MHz
RBW	500.000 kHz	>= 500.000 kHz
VBW	2.000 MHz	>= 1.500 MHz
SweepPoints	160	~ 160
SweepTime	11.344 μ s	AUTO
Reference Level	10.000 dBm	10.000 dBm
Attenuation	30.000 dB	AUTO
Detector	MaxPeak	MaxPeak
SweepCount	200	200
Filter	3 dB	3 dB
Trace Mode	Max Hold	Max Hold
SweepType	FFT	AUTO
Preamp	off	off

Tx Spurious Emission (5775 MHz; 24.000 dBm; 20 MHz)

Result

DUT Frequency (MHz)	Result
5775.000000	PASS

Final measurements

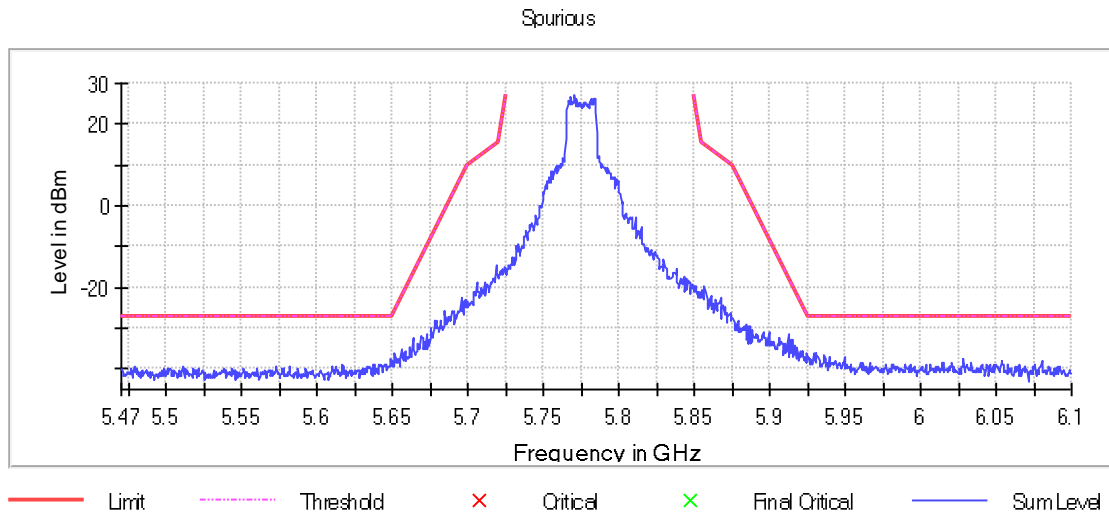
Frequency (MHz)	Level Pre Measurement (dBm)	level (dBm)	Limit (dBm)	Margin (dB)	Result
---	---	---	---	---	---

Pre Measurements

Frequency (MHz)	Level (dBm)	Margin (dB)	Limit (dBm)
5930.750000	-35.9	8.9	-27.0
5928.750000	-36.3	9.3	-27.0
5924.750000	-36.2	9.4	-26.8
5929.250000	-36.4	9.4	-27.0
5931.250000	-36.4	9.4	-27.0
5936.250000	-36.4	9.4	-27.0
5935.750000	-36.5	9.5	-27.0
5931.750000	-37.0	10.0	-27.0
5932.250000	-37.0	10.0	-27.0
5925.750000	-37.0	10.0	-27.0
5949.250000	-37.1	10.1	-27.0
5651.250000	-36.2	10.1	-26.1
5939.750000	-37.1	10.1	-27.0
5925.250000	-37.3	10.3	-27.0
5929.750000	-37.4	10.4	-27.0

Measurement Settings

Start Frequency (MHz)	Stop Frequency (MHz)	Pre Measurement	Final Measurement
5470.000000	6100.000000	2	2

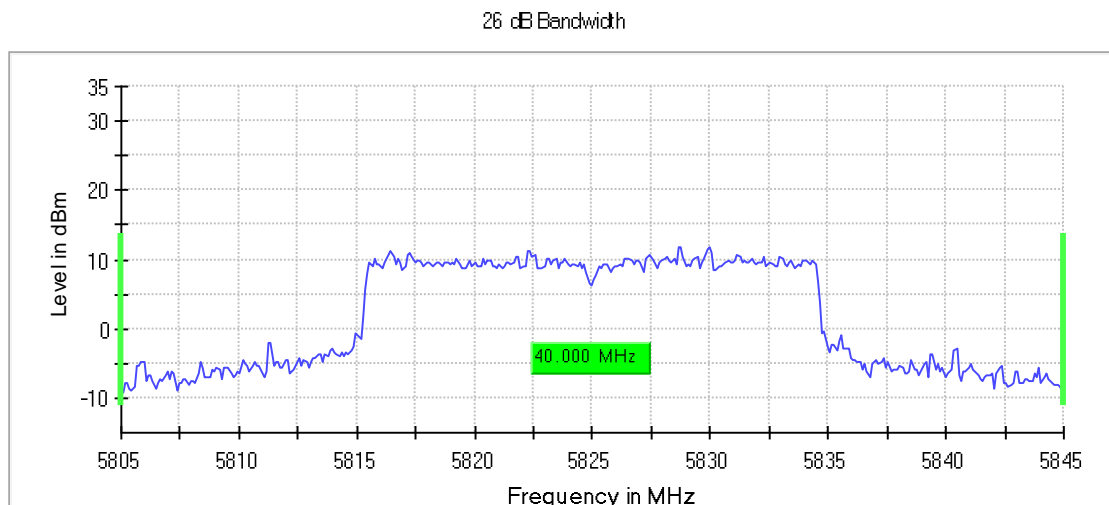


Emission Bandwidth 26 dB (5825 MHz; 24.000 dBm; 20 MHz)

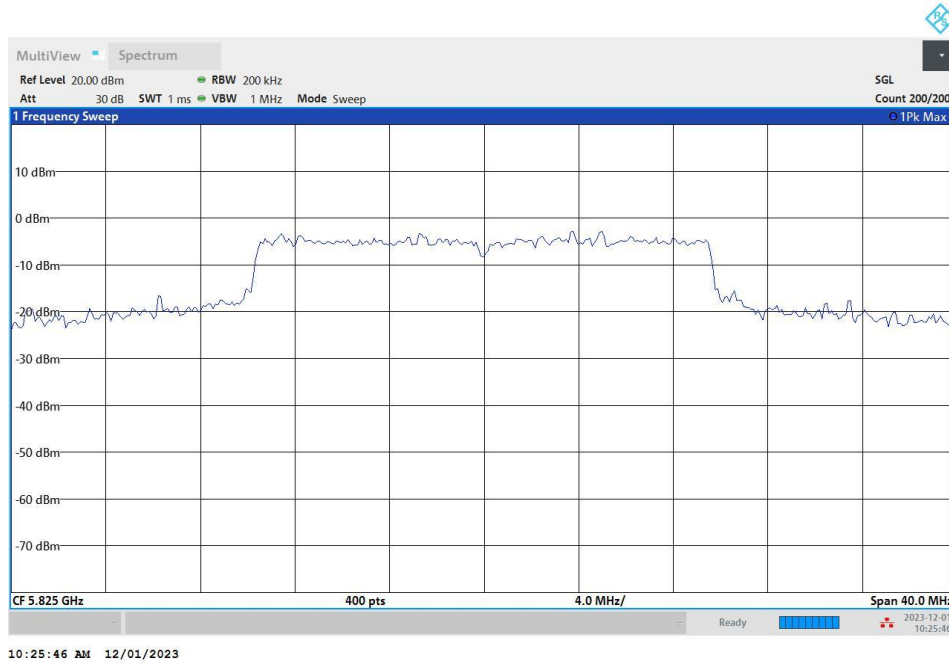
26 dB Bandwidth

DUT Frequency (MHz)	Bandwidth (MHz)	Limit Min (MHz)	Limit Max (MHz)	Band Edge Left (MHz)	Band Edge Right (MHz)
5825.000000	40.000000	---	---	5805.000000	5845.000000

DUT Frequency (MHz)	Max Level (dBm)	Result
5825.000000	11.9	PASS



Bandwidth



Power Spectral Density (5825 MHz; 24.000 dBm; 20 MHz)

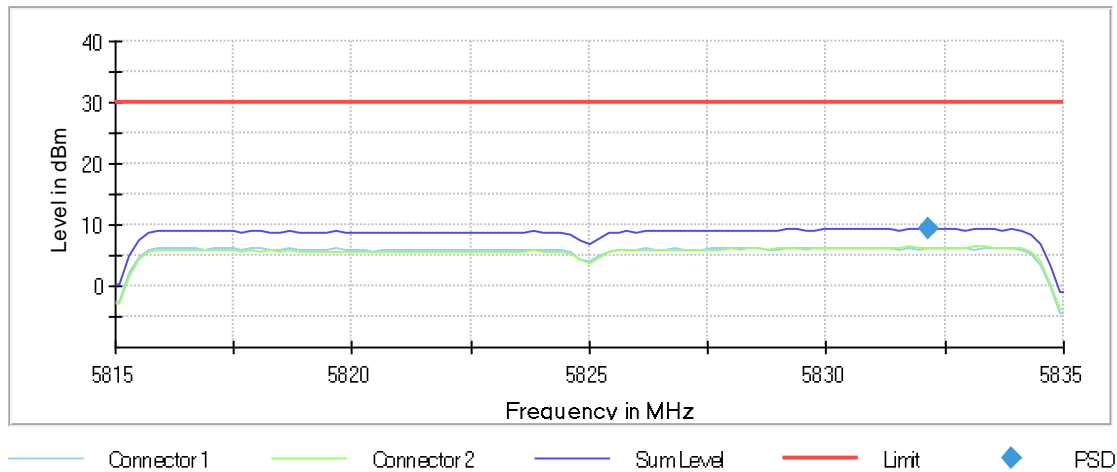
Result

DUT Frequency (MHz)	Frequency (MHz)	PSD (dBm)	Limit Max (dBm)	Result
5825.000000	5832.128713	9.358	30.0	PASS

Ports

Port	State
1	used
2	used

Power Spectral Density



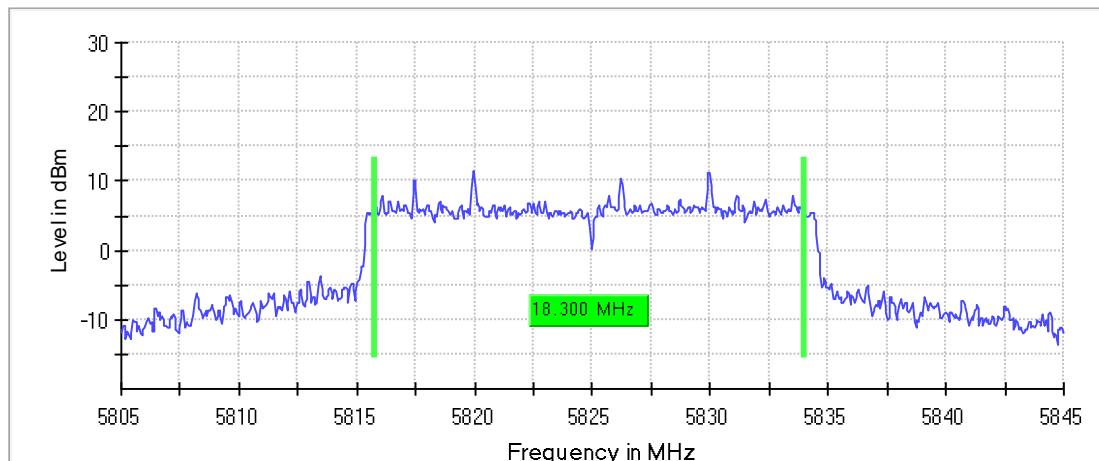
Minimum Emission Bandwidth 6 dB (5825 MHz; 24.000 dBm; 20 MHz)

6 dB Bandwidth

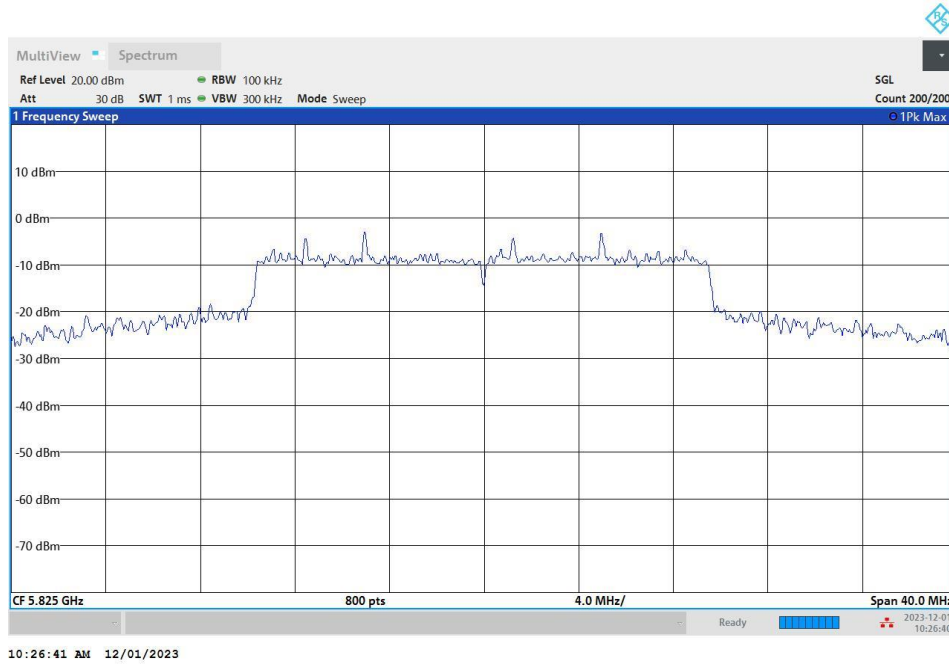
DUT Frequency (MHz)	Bandwidth (MHz)	Limit Min (MHz)	Limit Max (MHz)	Band Edge Left (MHz)	Band Edge Right (MHz)
5825.000000	18.300000	0.500000	---	5815.725000	5834.025000

DUT Frequency (MHz)	Max Level (dBm)	Result
5825.000000	11.6	PASS

6 dB Bandwidth



Bandwidth



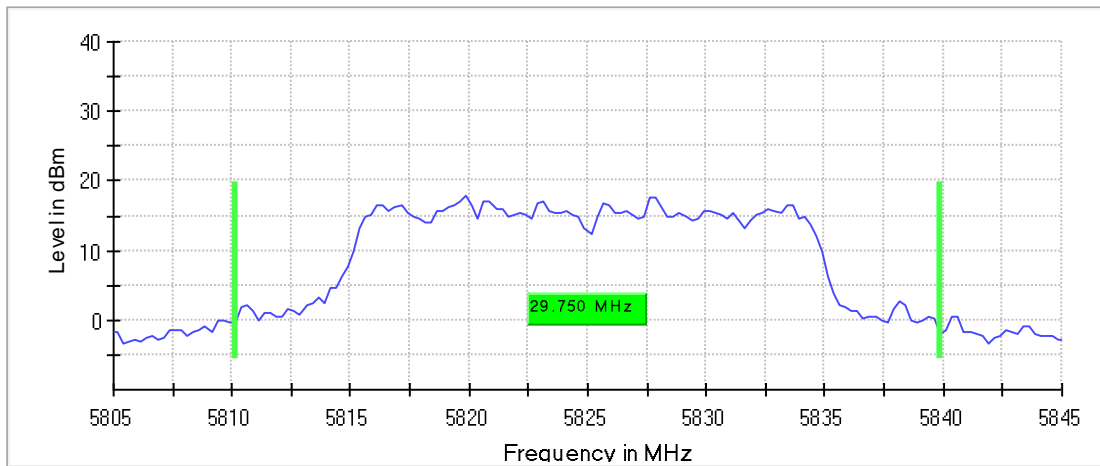
Occupied Channel Bandwidth 99% (5825 MHz; 24.000 dBm; 20 MHz)

99 % Bandwidth

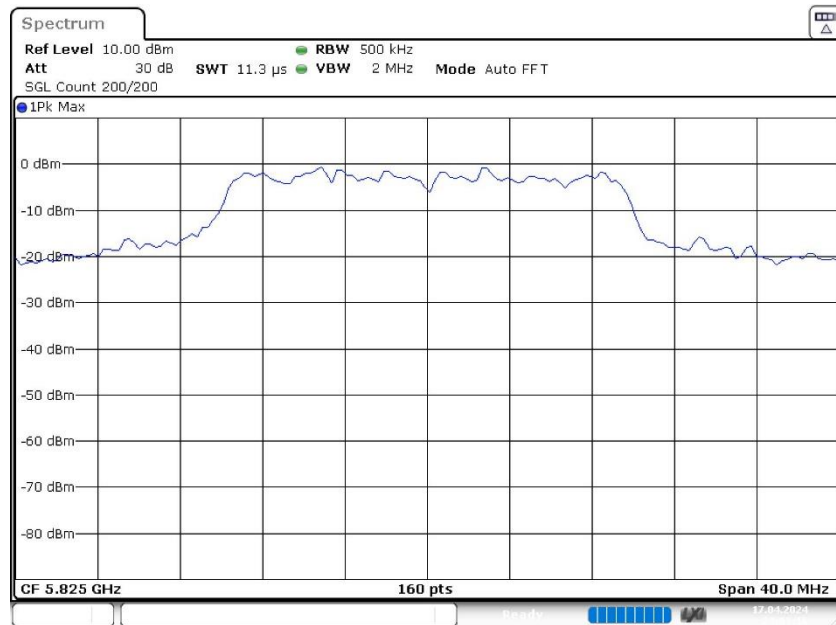
DUT Frequency (MHz)	Bandwidth (MHz)	Limit Min (MHz)	Limit Max (MHz)	Band Edge Left (MHz)	Band Edge Right (MHz)
5825.000000	29.750000	---	---	5810.125000	5839.875000

DUT Frequency (MHz)	Result
5825.000000	PASS

99 %Bandwidth



Bandwidth



Measurement

Setting	Instrument Value	Target Value
Start Frequency	5.80500 GHz	5.80500 GHz
Stop Frequency	5.84500 GHz	5.84500 GHz
Span	40.000 MHz	40.000 MHz
RBW	500.000 kHz	>= 500.000 kHz
VBW	2.000 MHz	>= 1.500 MHz
SweepPoints	160	~ 160

Sweeptime	11.344 μ s	AUTO
Reference Level	10.000 dBm	10.000 dBm
Attenuation	30.000 dB	AUTO
Detector	MaxPeak	MaxPeak
SweepCount	200	200
Filter	3 dB	3 dB
Trace Mode	Max Hold	Max Hold
SweepType	FFT	AUTO
Preamp	off	off

Tx Spurious Emission (5825 MHz; 24.000 dBm; 20 MHz)

Result

DUT Frequency (MHz)	Result
5825.000000	PASS

Final measurements

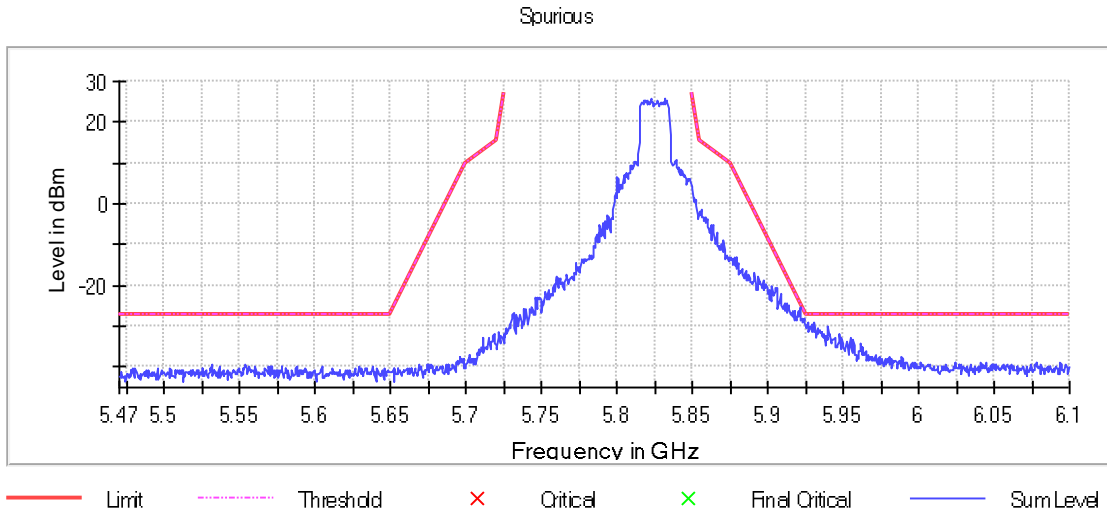
Frequency (MHz)	Level Pre Measurement (dBm)	level (dBm)	Limit (dBm)	Margin (dB)	Result
---	---	---	---	---	---

Pre Measurements

Frequency (MHz)	Level (dBm)	Margin (dB)	Limit (dBm)
5921.250000	-25.3	1.1	-24.2
5924.250000	-28.3	1.8	-26.4
5931.250000	-28.9	1.9	-27.0
5926.250000	-28.9	1.9	-27.0
5924.750000	-29.0	2.2	-26.8
5930.750000	-29.3	2.3	-27.0
5923.750000	-28.4	2.3	-26.1
5929.750000	-29.6	2.6	-27.0
5928.250000	-29.9	2.9	-27.0
5925.750000	-29.9	2.9	-27.0
5940.250000	-29.9	2.9	-27.0
5927.750000	-30.0	3.0	-27.0
5922.750000	-28.3	3.0	-25.3
5921.750000	-27.7	3.1	-24.6
5919.750000	-26.3	3.2	-23.1

Measurement Settings

Start Frequency (MHz)	Stop Frequency (MHz)	Pre Measurement	Final Measurement
5470.000000	6100.000000	2	2

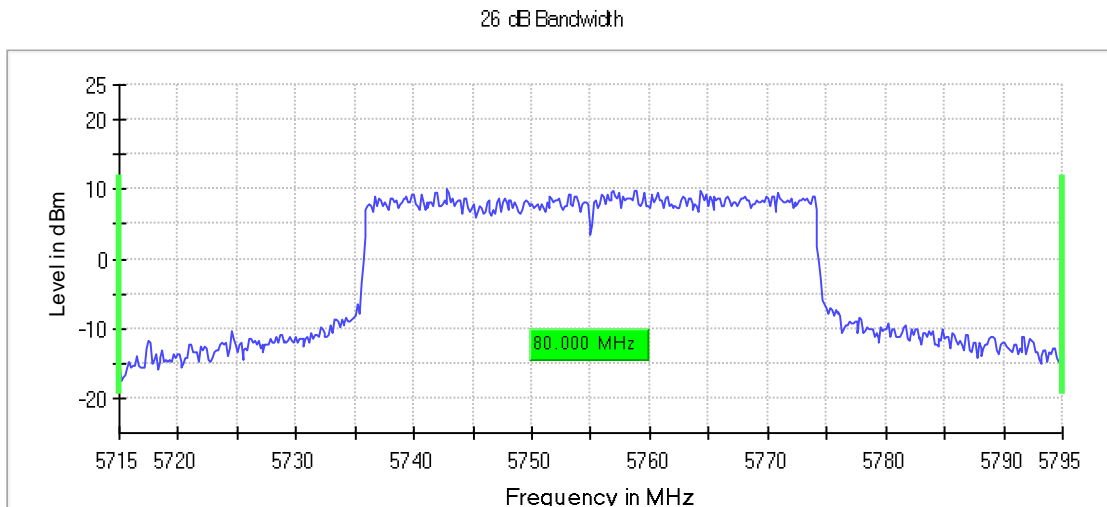


Emission Bandwidth 26 dB (5755 MHz; 24.000 dBm; 40 MHz)

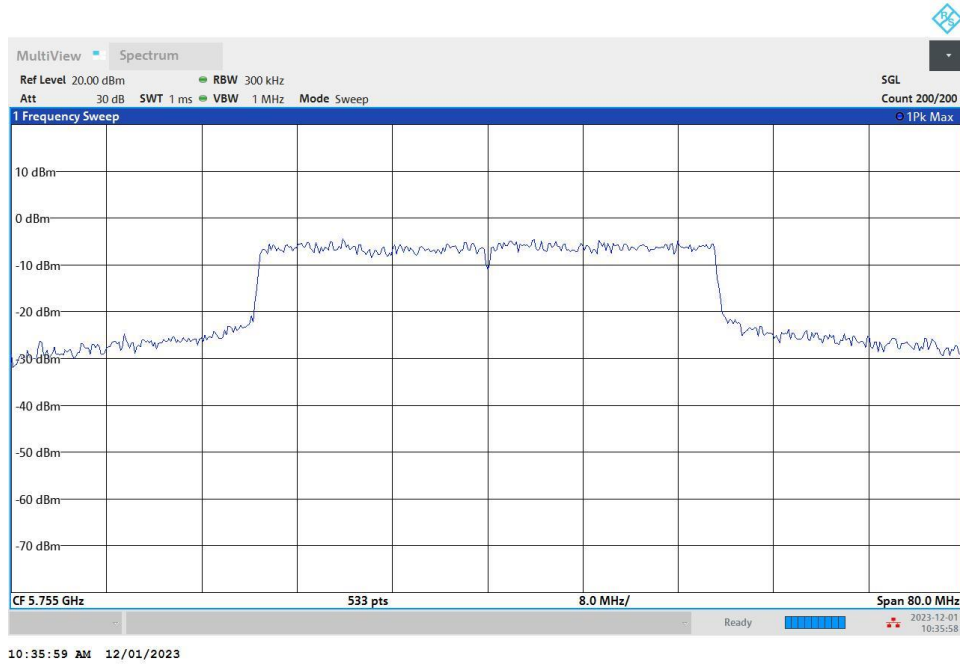
26 dB Bandwidth

DUT Frequency (MHz)	Bandwidth (MHz)	Limit Min (MHz)	Limit Max (MHz)	Band Edge Left (MHz)	Band Edge Right (MHz)
5755.000000	80.000000	---	---	5715.000000	5795.000000

DUT Frequency (MHz)	Max Level (dBm)	Result
5755.000000	10.0	PASS



Bandwidth



Power Spectral Density (5755 MHz; 24.000 dBm; 40 MHz)

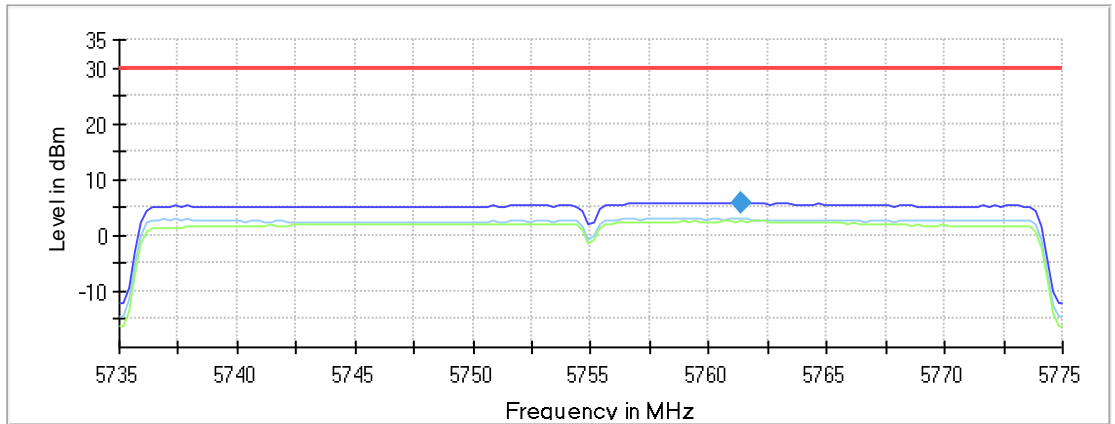
Result

DUT Frequency (MHz)	Frequency (MHz)	PSD (dBm)	Limit Max (dBm)	Result
5755.000000	5761.375000	5.802	30.0	PASS

Ports

Port	State
1	used
2	used

Power Spectral Density



Connector 1 Connector 2 SumLevel Limit PSD

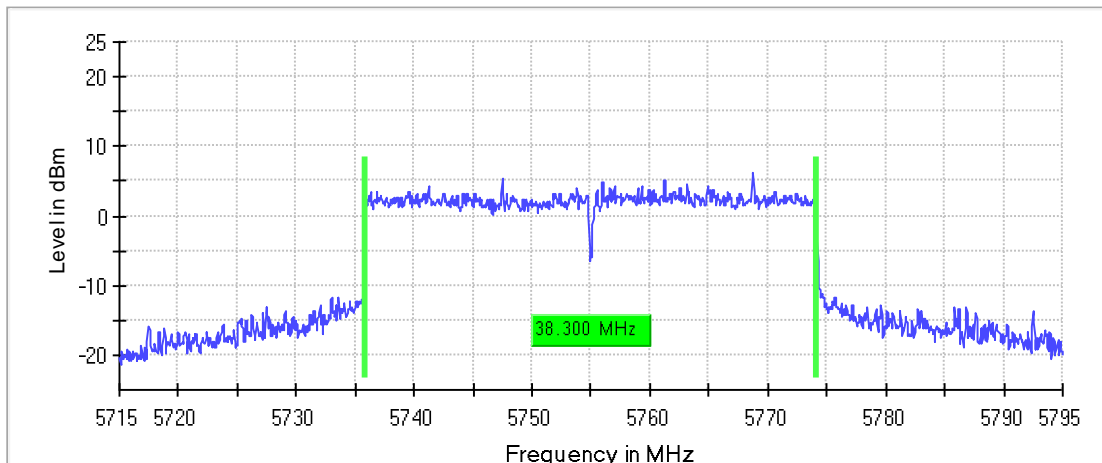
Minimum Emission Bandwidth 6 dB (5755 MHz; 24.000 dBm; 40 MHz)

6 dB Bandwidth

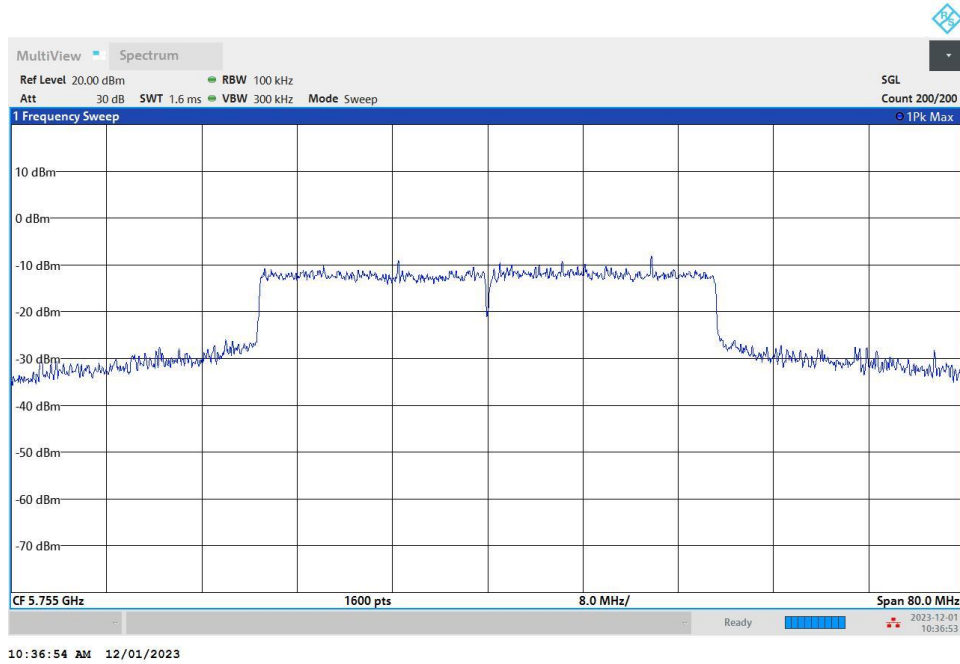
DUT Frequency (MHz)	Bandwidth (MHz)	Limit Min (MHz)	Limit Max (MHz)	Band Edge Left (MHz)	Band Edge Right (MHz)
5755.000000	38.300000	0.500000	---	5735.875000	5774.175000

DUT Frequency (MHz)	Max Level (dBm)	Result
5755.000000	6.3	PASS

6 dB Bandwidth



Bandwidth



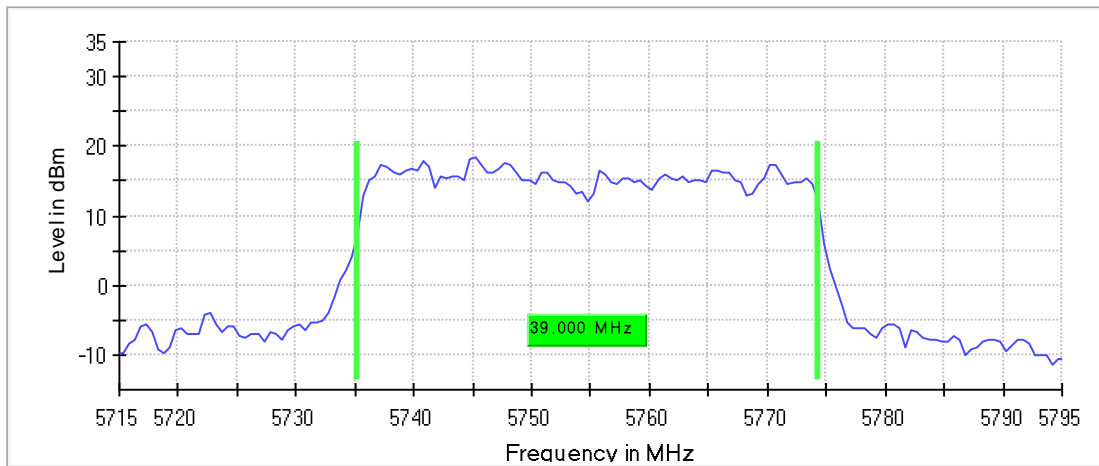
Occupied Channel Bandwidth 99% (5755 MHz; 24.000 dBm; 40 MHz)

99 % Bandwidth

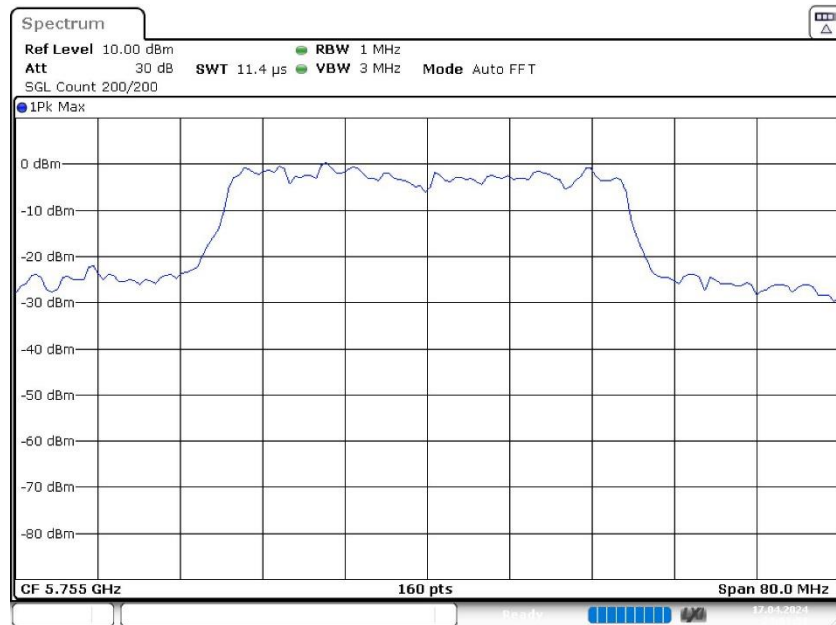
DUT Frequency (MHz)	Bandwidth (MHz)	Limit Min (MHz)	Limit Max (MHz)	Band Edge Left (MHz)	Band Edge Right (MHz)
5755.000000	39.000000	---	---	5735.250000	5774.250000

DUT Frequency (MHz)	Result
5755.000000	PASS

99 %Bandwidth



Bandwidth



Measurement

Setting	Instrument Value	Target Value
Start Frequency	5.71500 GHz	5.71500 GHz
Stop Frequency	5.79500 GHz	5.79500 GHz
Span	80.000 MHz	80.000 MHz
RBW	1.000 MHz	>= 1.000 MHz
VBW	3.000 MHz	>= 3.000 MHz
SweepPoints	160	~ 160

SweepTime	11.438 μ s	AUTO
Reference Level	10.000 dBm	10.000 dBm
Attenuation	30.000 dB	AUTO
Detector	MaxPeak	MaxPeak
SweepCount	200	200
Filter	3 dB	3 dB
Trace Mode	Max Hold	Max Hold
SweepType	FFT	AUTO
Preamp	off	off

Tx Spurious Emission (5755 MHz; 24.000 dBm; 40 MHz)

Result

DUT Frequency (MHz)	Result
5755.000000	PASS

Final measurements

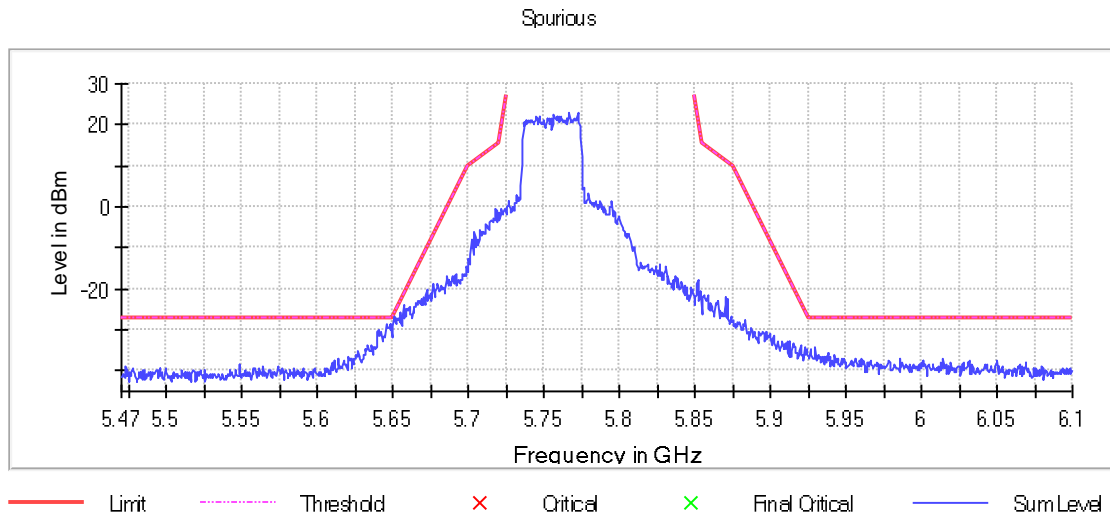
Frequency (MHz)	Level Pre Measurement (dBm)	level (dBm)	Limit (dBm)	Margin (dB)	Result
---	---	---	---	---	---

Pre Measurements

Frequency (MHz)	Level (dBm)	Margin (dB)	Limit (dBm)
5650.750000	-26.7	0.3	-26.4
5651.250000	-27.4	1.4	-26.1
5645.250000	-28.4	1.4	-27.0
5648.750000	-28.5	1.5	-27.0
5647.750000	-28.6	1.6	-27.0
5645.750000	-28.8	1.8	-27.0
5656.750000	-24.1	2.1	-22.0
5650.250000	-29.1	2.3	-26.8
5646.750000	-29.3	2.3	-27.0
5652.750000	-27.3	2.3	-25.0
5654.750000	-25.8	2.3	-23.5
5646.250000	-29.4	2.4	-27.0
5647.250000	-29.4	2.4	-27.0
5652.250000	-27.8	2.5	-25.3
5651.750000	-28.6	2.9	-25.7

Measurement Settings

Start Frequency (MHz)	Stop Frequency (MHz)	Pre Measurement	Final Measurement
5470.000000	6100.000000	2	2

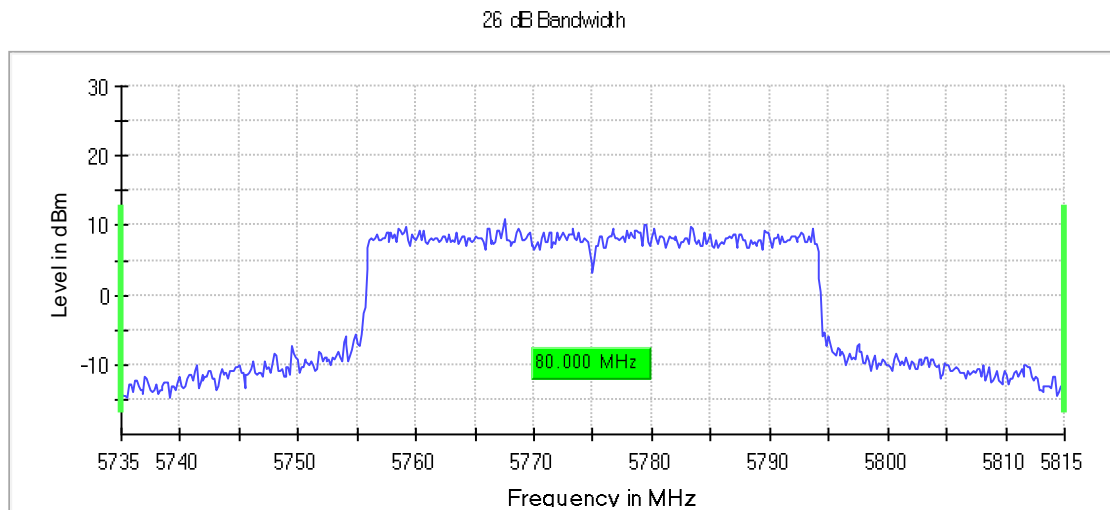


Emission Bandwidth 26 dB (5775 MHz; 24.000 dBm; 40 MHz)

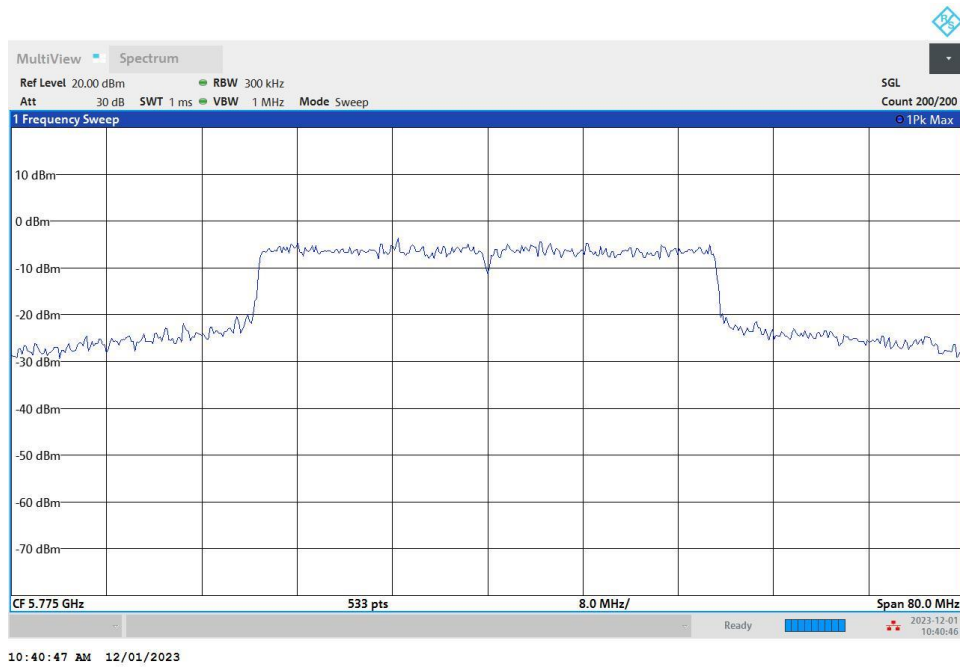
26 dB Bandwidth

DUT Frequency (MHz)	Bandwidth (MHz)	Limit Min (MHz)	Limit Max (MHz)	Band Edge Left (MHz)	Band Edge Right (MHz)
5775.000000	80.000000	---	---	5735.000000	5815.000000

DUT Frequency (MHz)	Max Level (dBm)	Result
5775.000000	10.8	PASS



Bandwidth



Power Spectral Density (5775 MHz; 24.000 dBm; 40 MHz)

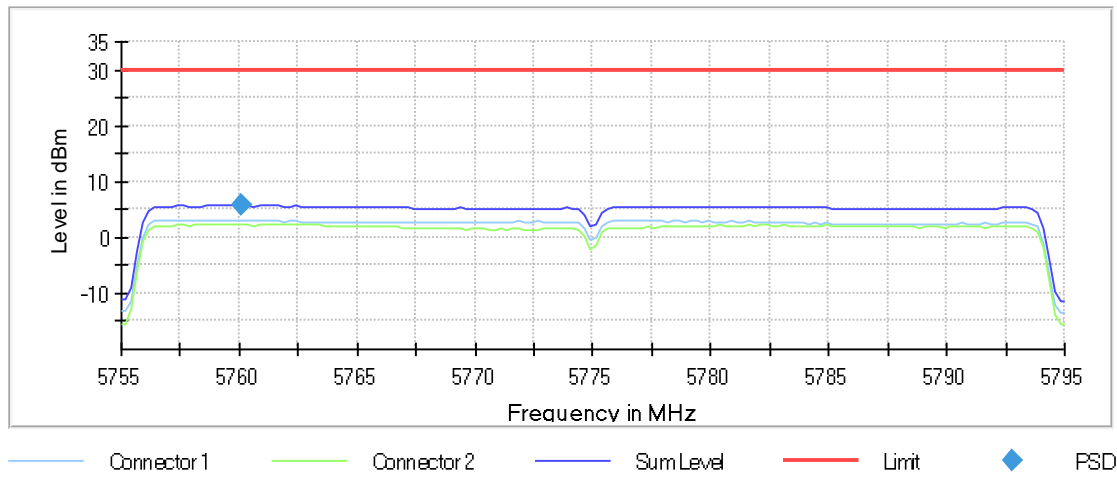
Result

DUT Frequency (MHz)	Frequency (MHz)	PSD (dBm)	Limit Max (dBm)	Result
5775.000000	5760.125000	5.680	30.0	PASS

Ports

Port	State
1	used
2	used

Power Spectral Density



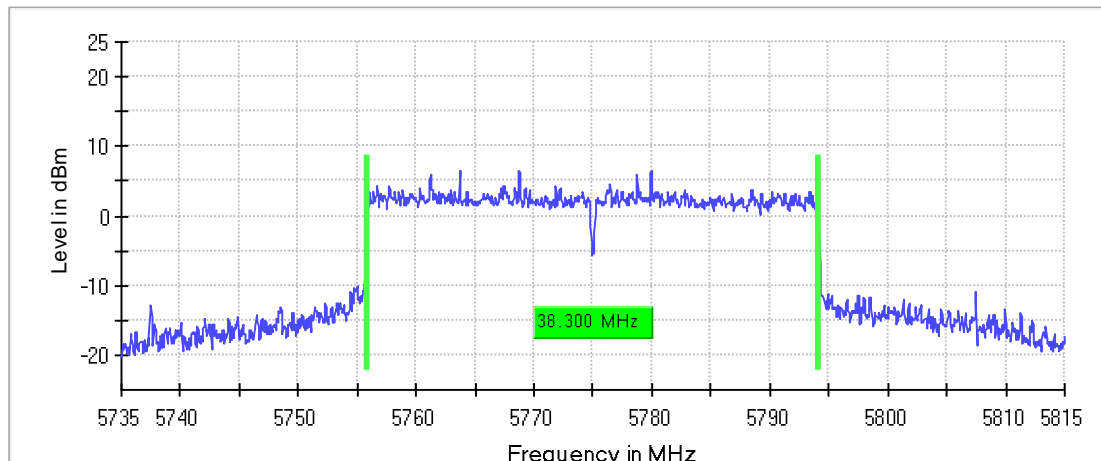
Minimum Emission Bandwidth 6 dB (5775 MHz; 24.000 dBm; 40 MHz)

6 dB Bandwidth

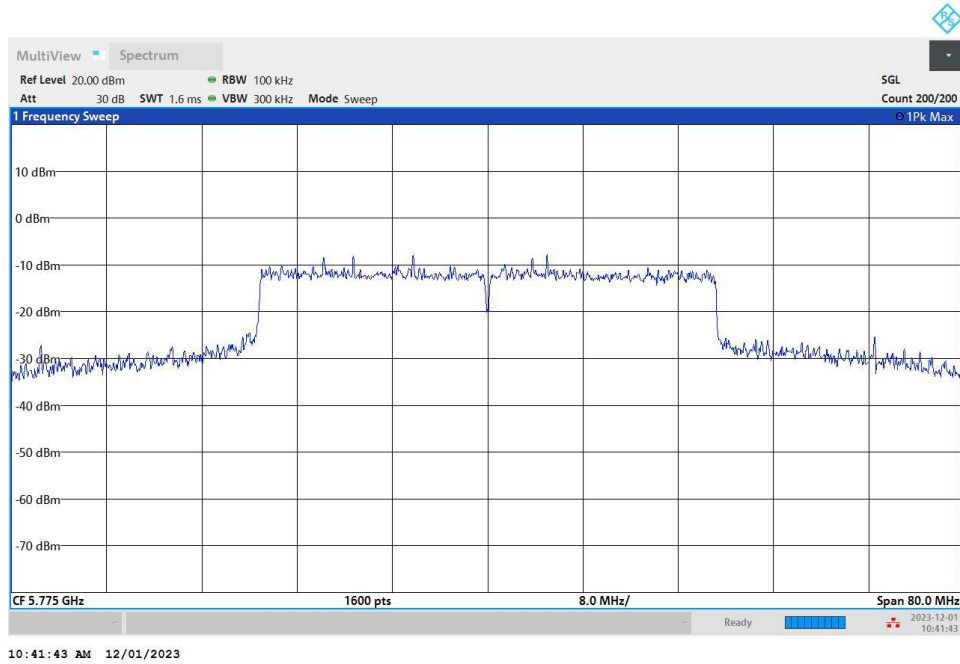
DUT Frequency (MHz)	Bandwidth (MHz)	Limit Min (MHz)	Limit Max (MHz)	Band Edge Left (MHz)	Band Edge Right (MHz)
5775.000000	38.300000	0.500000	---	5755.875000	5794.175000

DUT Frequency (MHz)	Max Level (dBm)	Result
5775.000000	6.6	PASS

6 dB Bandwidth



Bandwidth



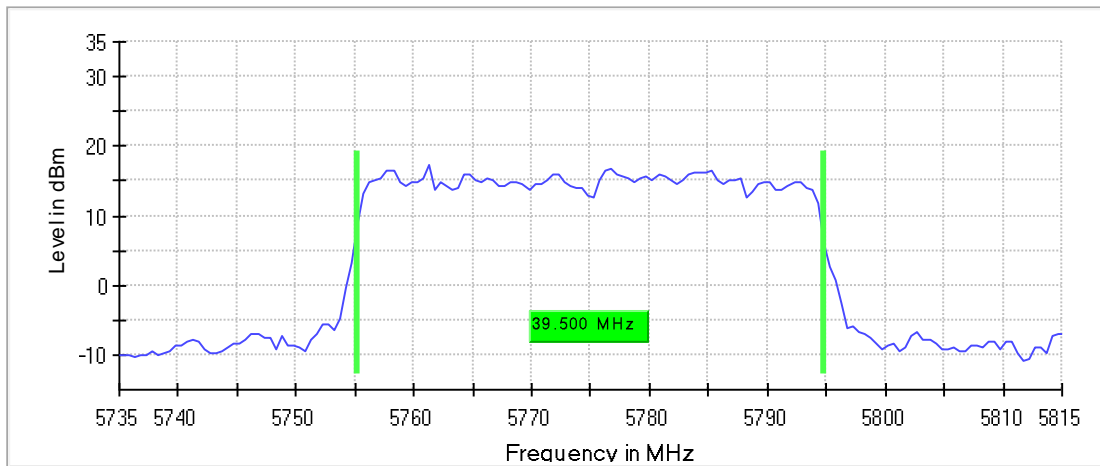
Occupied Channel Bandwidth 99% (5775 MHz; 24.000 dBm; 40 MHz)

99 % Bandwidth

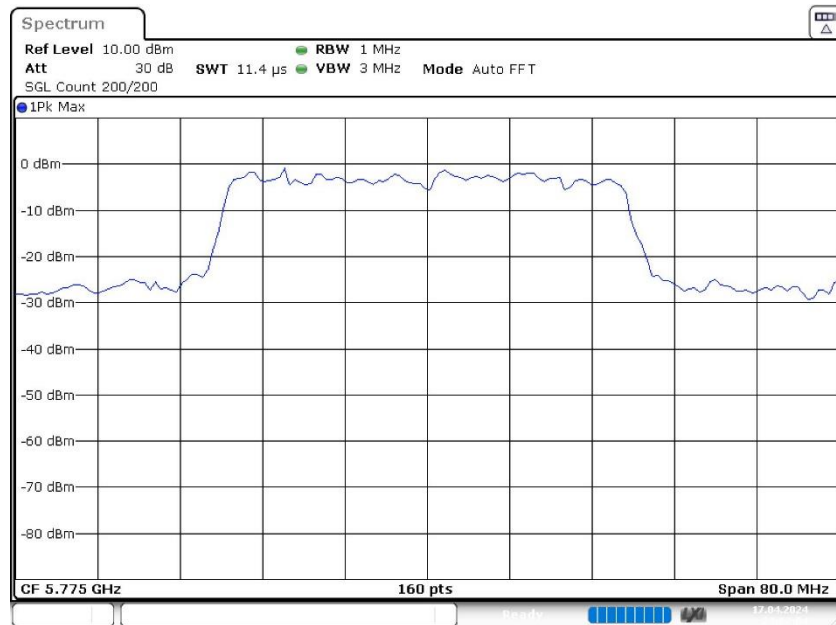
DUT Frequency (MHz)	Bandwidth (MHz)	Limit Min (MHz)	Limit Max (MHz)	Band Edge Left (MHz)	Band Edge Right (MHz)
5775.000000	39.500000	---	---	5755.250000	5794.750000

DUT Frequency (MHz)	Result
5775.000000	PASS

99 %Bandwidth



Bandwidth



Measurement

Setting	Instrument Value	Target Value
Start Frequency	5.73500 GHz	5.73500 GHz
Stop Frequency	5.81500 GHz	5.81500 GHz
Span	80.000 MHz	80.000 MHz
RBW	1.000 MHz	>= 1.000 MHz
VBW	3.000 MHz	>= 3.000 MHz
SweepPoints	160	~ 160

SweepTime	11.438 μ s	AUTO
Reference Level	10.000 dBm	10.000 dBm
Attenuation	30.000 dB	AUTO
Detector	MaxPeak	MaxPeak
SweepCount	200	200
Filter	3 dB	3 dB
Trace Mode	Max Hold	Max Hold
SweepType	FFT	AUTO
Preamp	off	off

Tx Spurious Emission (5775 MHz; 24.000 dBm; 40 MHz)

Result

DUT Frequency (MHz)	Result
5775.000000	PASS

Final measurements

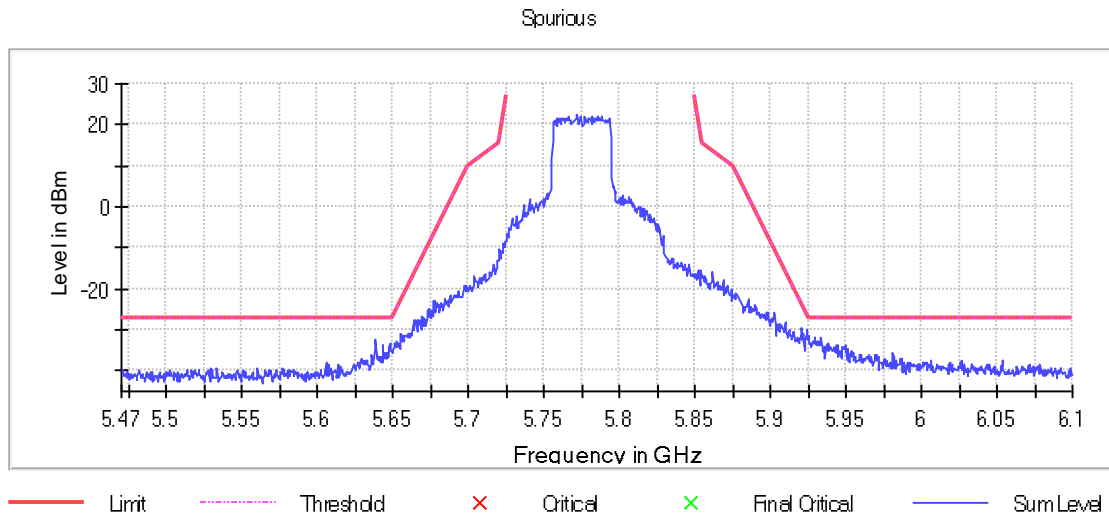
Frequency (MHz)	Level Pre Measurement (dBm)	level (dBm)	Limit (dBm)	Margin (dB)	Result
---	---	---	---	---	---

Pre Measurements

Frequency (MHz)	Level (dBm)	Margin (dB)	Limit (dBm)
5924.250000	-30.0	3.6	-26.4
5925.250000	-31.5	4.5	-27.0
5923.750000	-31.0	4.9	-26.1
5929.250000	-32.0	5.0	-27.0
5933.750000	-32.1	5.1	-27.0
5638.250000	-32.2	5.2	-27.0
5924.750000	-32.3	5.5	-26.8
5920.750000	-29.4	5.6	-23.9
5928.750000	-32.7	5.7	-27.0
5931.250000	-32.7	5.7	-27.0
5928.250000	-32.7	5.7	-27.0
5931.750000	-32.8	5.8	-27.0
5929.750000	-33.1	6.1	-27.0
5926.750000	-33.2	6.2	-27.0
5921.750000	-30.9	6.3	-24.6

Measurement Settings

Start Frequency (MHz)	Stop Frequency (MHz)	Pre Measurement	Final Measurement
5470.000000	6100.000000	2	2

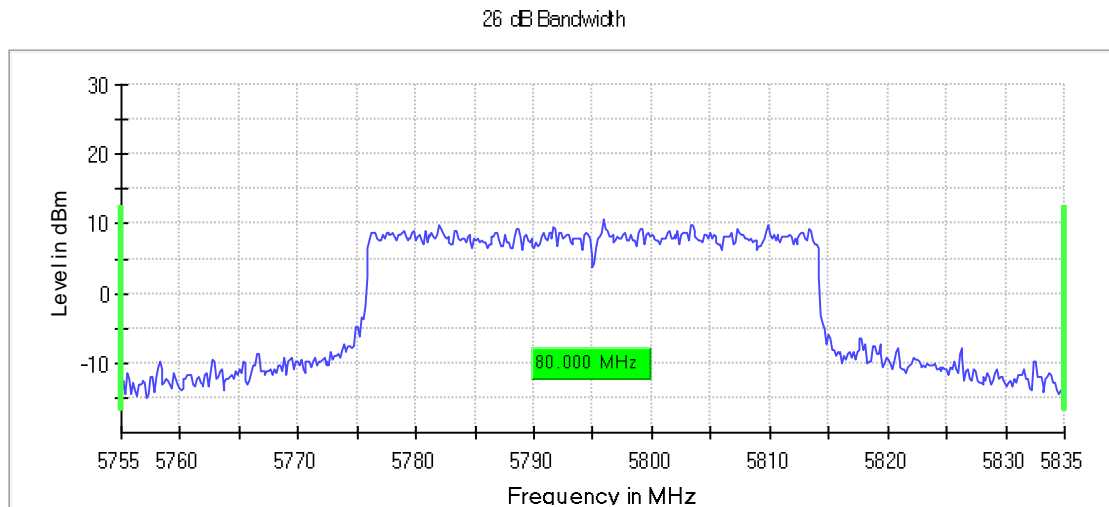


Emission Bandwidth 26 dB (5795 MHz; 24.000 dBm; 40 MHz)

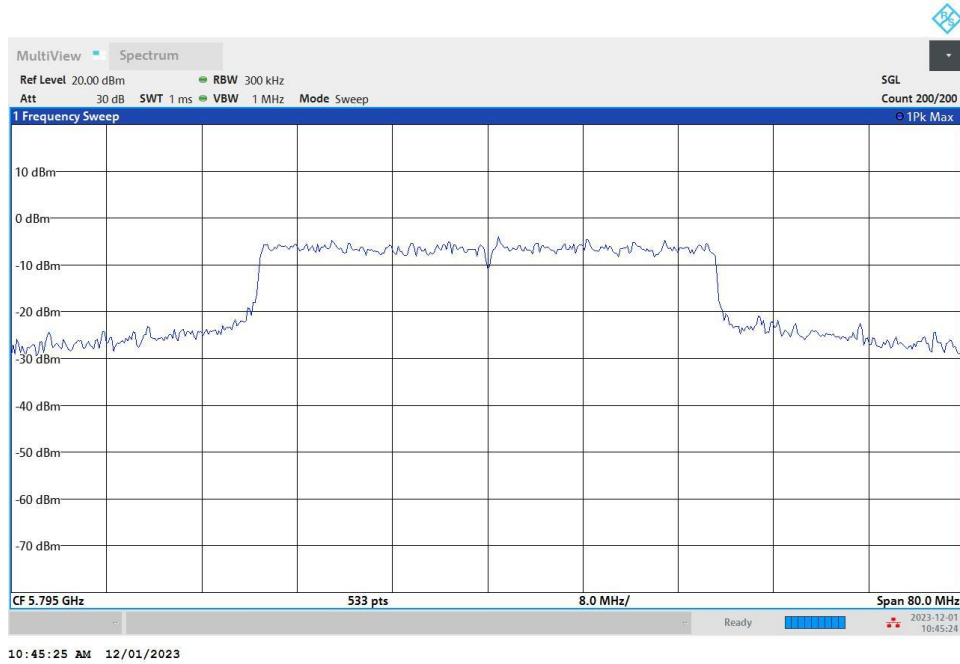
26 dB Bandwidth

DUT Frequency (MHz)	Bandwidth (MHz)	Limit Min (MHz)	Limit Max (MHz)	Band Edge Left (MHz)	Band Edge Right (MHz)
5795.000000	80.000000	---	---	5755.000000	5835.000000

DUT Frequency (MHz)	Max Level (dBm)	Result
5795.000000	10.6	PASS



Bandwidth



Power Spectral Density (5795 MHz; 24.000 dBm; 40 MHz)

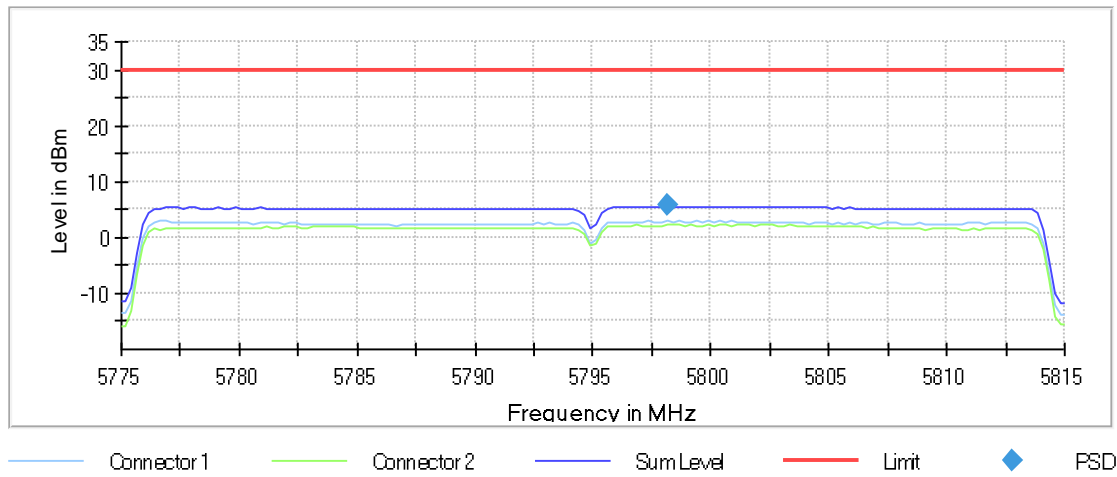
Result

DUT Frequency (MHz)	Frequency (MHz)	PSD (dBm)	Limit Max (dBm)	Result
5795.000000	5798.125000	5.613	30.0	PASS

Ports

Port	State
1	used
2	used

Power Spectral Density



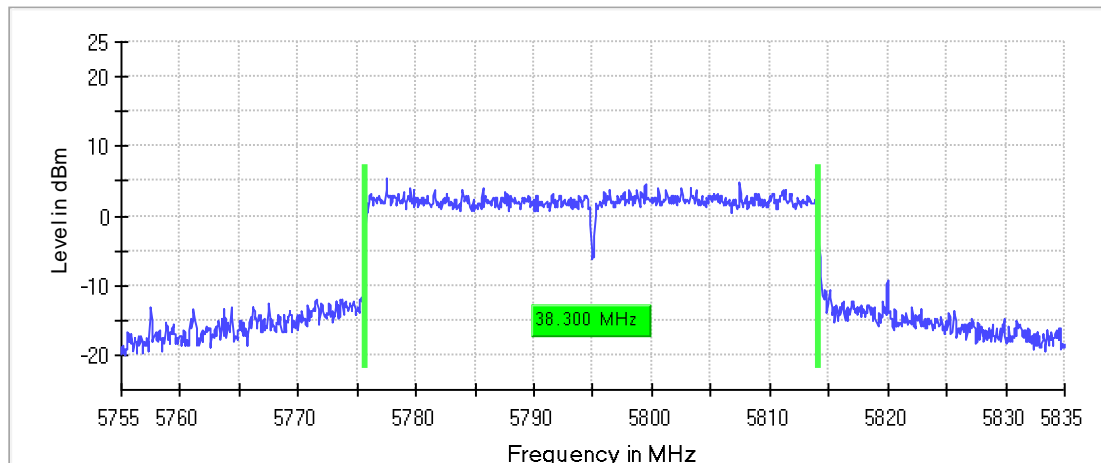
Minimum Emission Bandwidth 6 dB (5795 MHz; 24.000 dBm; 40 MHz)

6 dB Bandwidth

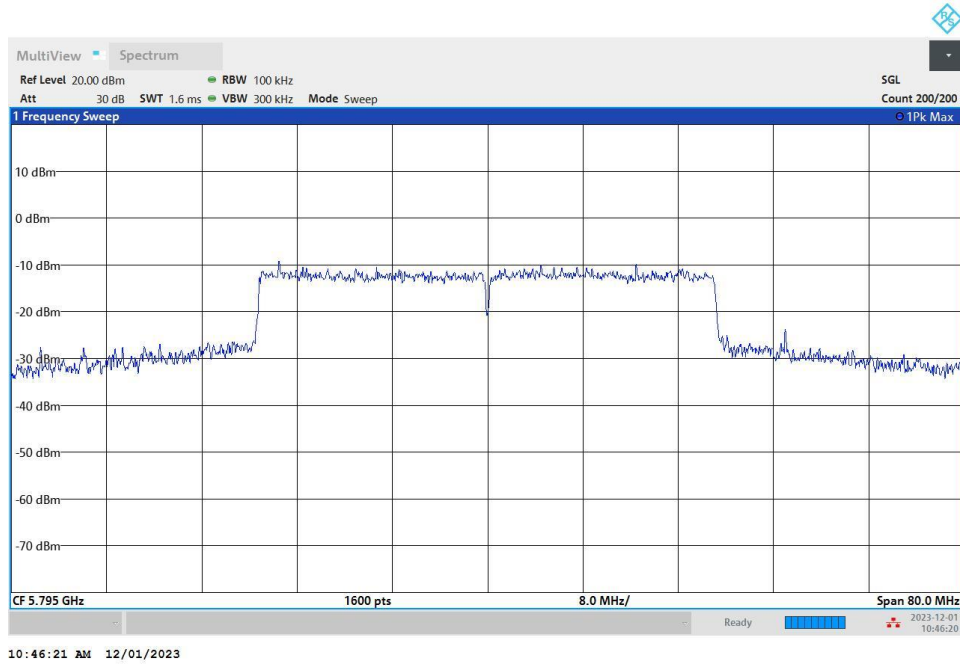
DUT Frequency (MHz)	Bandwidth (MHz)	Limit Min (MHz)	Limit Max (MHz)	Band Edge Left (MHz)	Band Edge Right (MHz)
5795.000000	38.300000	0.500000	---	5775.775000	5814.075000

DUT Frequency (MHz)	Max Level (dBm)	Result
5795.000000	5.3	PASS

6 dB Bandwidth



Bandwidth



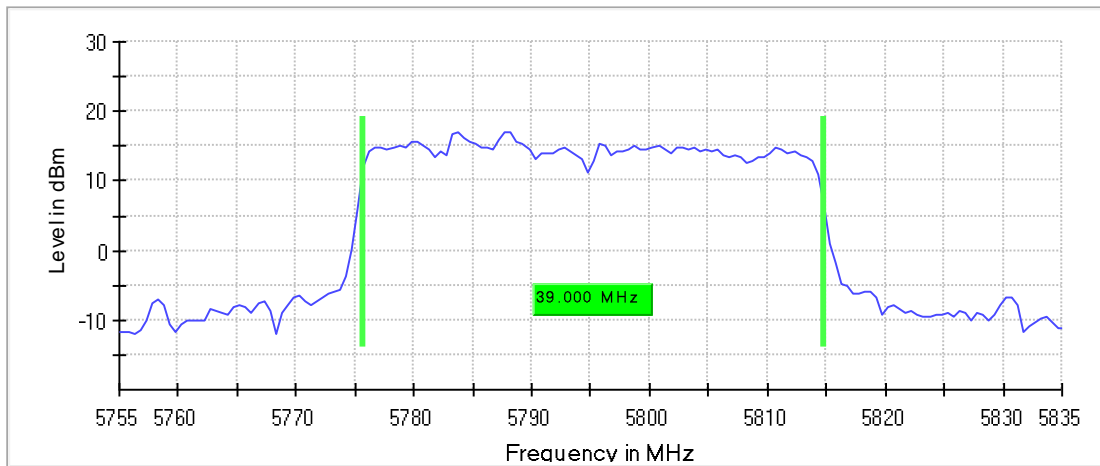
Occupied Channel Bandwidth 99% (5795 MHz; 24.000 dBm; 40 MHz)

99 % Bandwidth

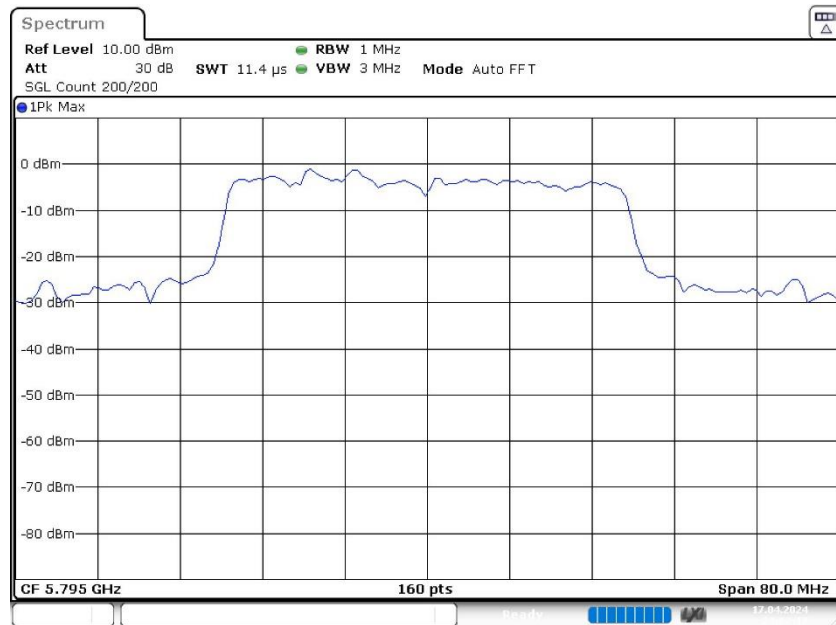
DUT Frequency (MHz)	Bandwidth (MHz)	Limit Min (MHz)	Limit Max (MHz)	Band Edge Left (MHz)	Band Edge Right (MHz)
5795.000000	39.000000	---	---	5775.750000	5814.750000

DUT Frequency (MHz)	Result
5795.000000	PASS

99 %Bandwidth



Bandwidth



Measurement

Setting	Instrument Value	Target Value
Start Frequency	5.75500 GHz	5.75500 GHz
Stop Frequency	5.83500 GHz	5.83500 GHz
Span	80.000 MHz	80.000 MHz
RBW	1.000 MHz	>= 1.000 MHz
VBW	3.000 MHz	>= 3.000 MHz
SweepPoints	160	~ 160

Sweeptime	11.438 μ s	AUTO
Reference Level	10.000 dBm	10.000 dBm
Attenuation	30.000 dB	AUTO
Detector	MaxPeak	MaxPeak
SweepCount	200	200
Filter	3 dB	3 dB
Trace Mode	Max Hold	Max Hold
SweepType	FFT	AUTO
Preamp	off	off

Tx Spurious Emission (5795 MHz; 24.000 dBm; 40 MHz)

Result

DUT Frequency (MHz)	Result
5795.000000	PASS

Final measurements

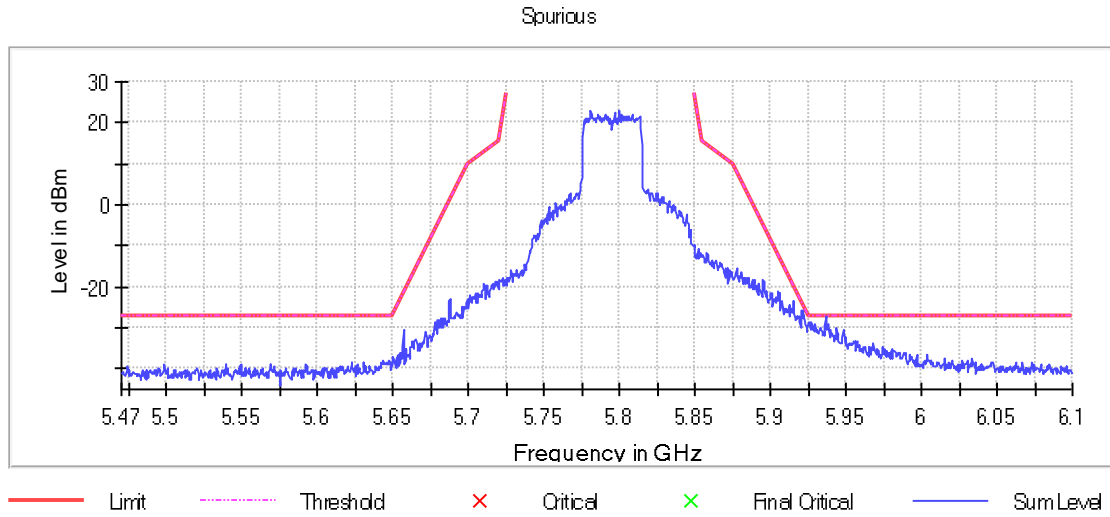
Frequency (MHz)	Level Pre Measurement (dBm)	level (dBm)	Limit (dBm)	Margin (dB)	Result
---	---	---	---	---	---

Pre Measurements

Frequency (MHz)	Level (dBm)	Margin (dB)	Limit (dBm)
5936.750000	-27.0	0.0	-27.0
5925.250000	-28.6	1.6	-27.0
5921.250000	-25.9	1.7	-24.2
5927.250000	-28.8	1.8	-27.0
5922.250000	-26.8	1.9	-25.0
5920.750000	-25.9	2.0	-23.9
5929.250000	-29.0	2.0	-27.0
5937.750000	-29.1	2.1	-27.0
5929.750000	-29.2	2.2	-27.0
5925.750000	-29.3	2.3	-27.0
5927.750000	-29.3	2.3	-27.0
5936.250000	-29.7	2.7	-27.0
5932.750000	-29.9	2.9	-27.0
5924.750000	-29.8	3.0	-26.8
5943.750000	-30.1	3.1	-27.0

Measurement Settings

Start Frequency (MHz)	Stop Frequency (MHz)	Pre Measurement	Final Measurement
5470.000000	6100.000000	2	2

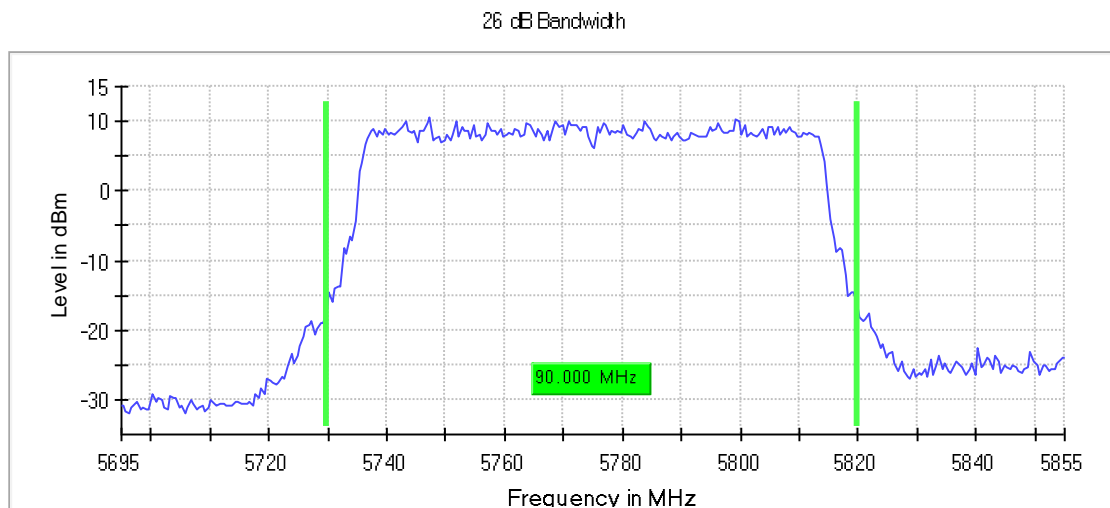


Emission Bandwidth 26 dB (5775 MHz; 24.000 dBm; 80 MHz)

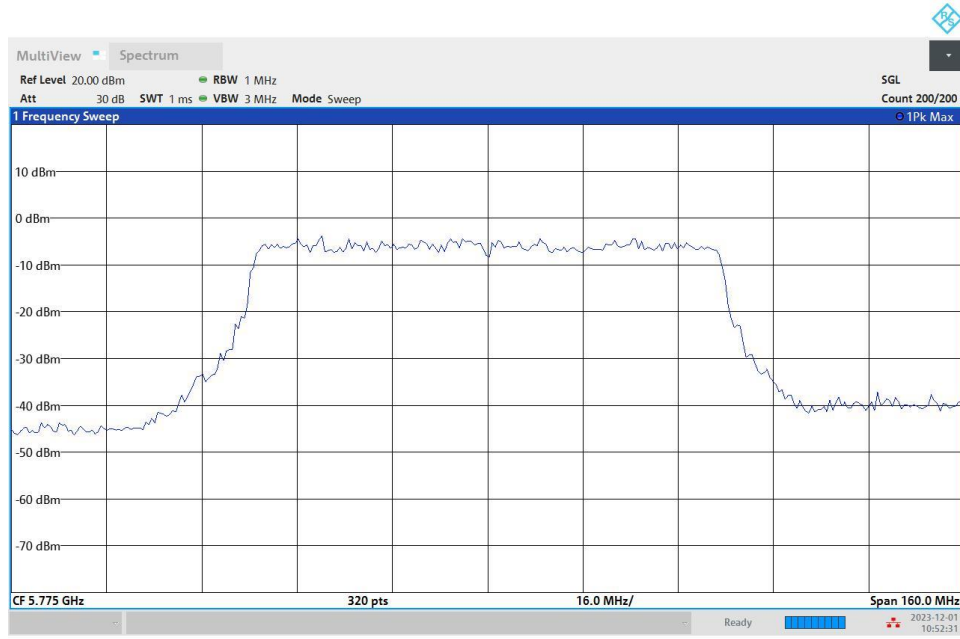
26 dB Bandwidth

DUT Frequency (MHz)	Bandwidth (MHz)	Limit Min (MHz)	Limit Max (MHz)	Band Edge Left (MHz)	Band Edge Right (MHz)
5775.000000	90.000000	---	---	5729.750000	5819.750000

DUT Frequency (MHz)	Max Level (dBm)	Result
5775.000000	10.7	PASS



Bandwidth



10:52:31 AM 12/01/2023

Power Spectral Density (5775 MHz; 24.000 dBm; 80 MHz)

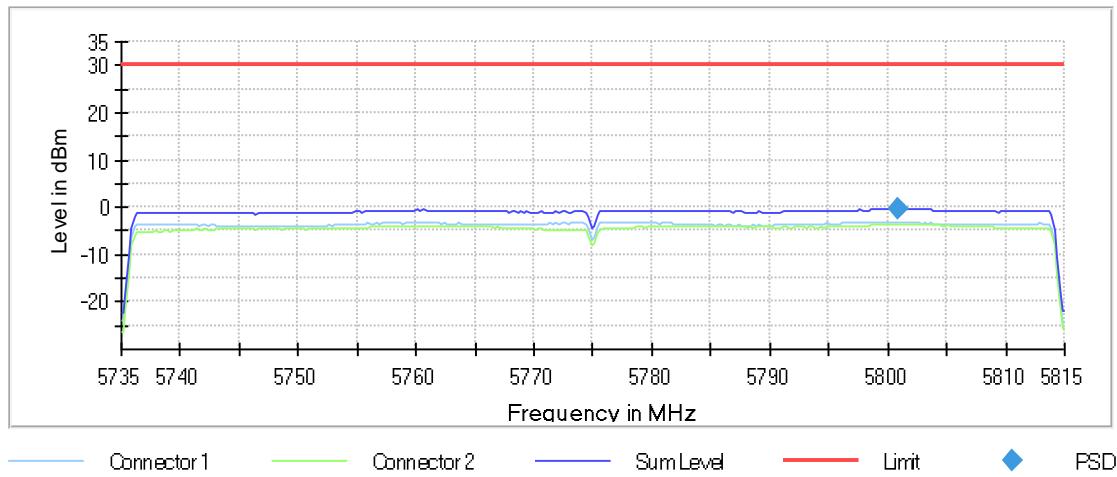
Result

DUT Frequency (MHz)	Frequency (MHz)	PSD (dBm)	Limit Max (dBm)	Result
5775.000000	5800.875000	-0.415	30.0	PASS

Ports

Port	State
1	used
2	used

Power Spectral Density



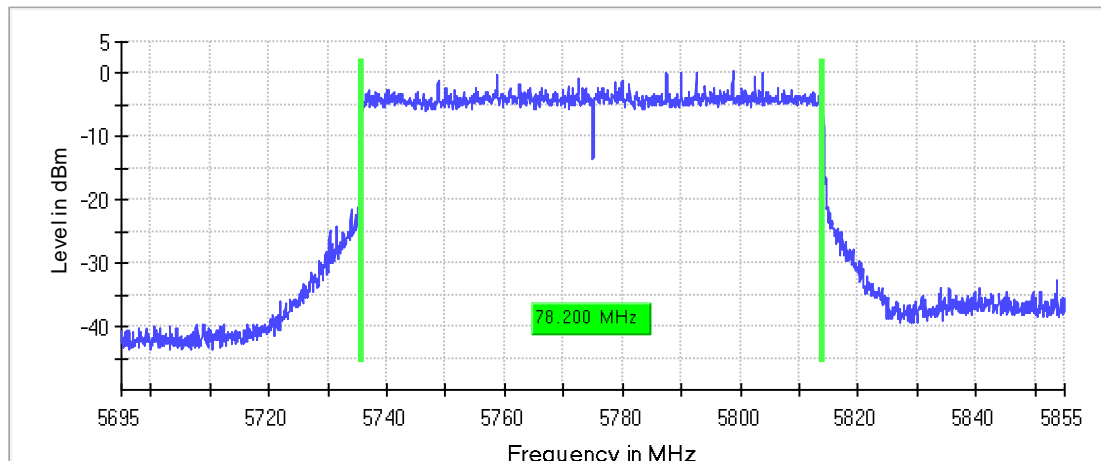
Minimum Emission Bandwidth 6 dB (5775 MHz; 24.000 dBm; 80 MHz)

6 dB Bandwidth

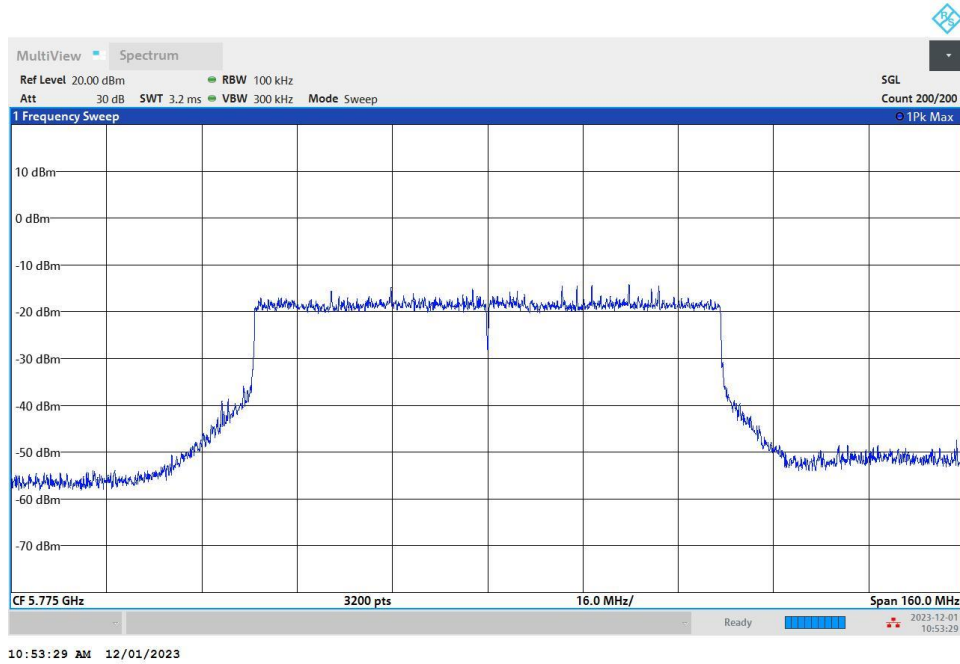
DUT Frequency (MHz)	Bandwidth (MHz)	Limit Min (MHz)	Limit Max (MHz)	Band Edge Left (MHz)	Band Edge Right (MHz)
5775.000000	78.200000	0.500000	---	5735.875000	5814.075000

DUT Frequency (MHz)	Max Level (dBm)	Result
5775.000000	0.4	PASS

6 dB Bandwidth



Bandwidth

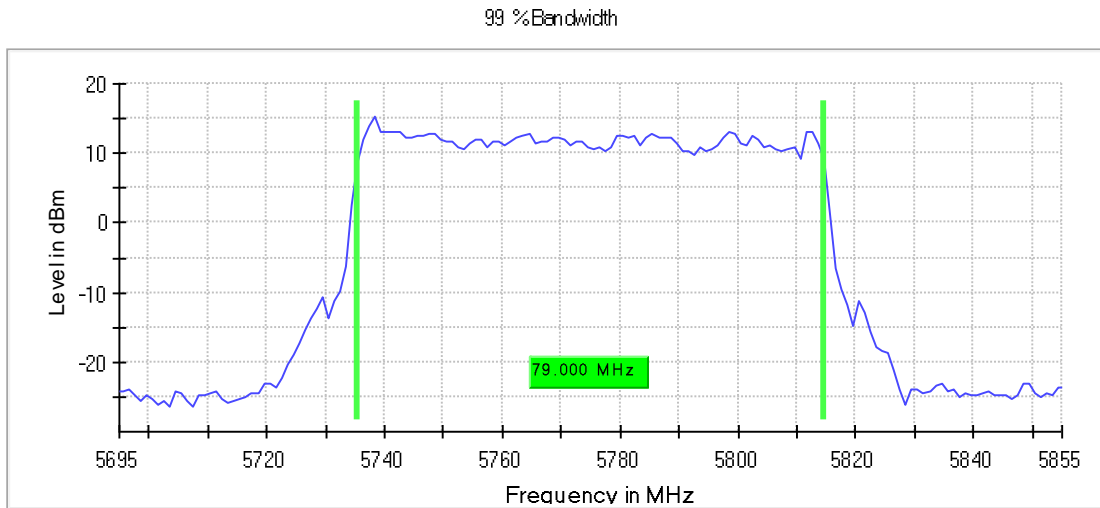


Occupied Channel Bandwidth 99% (5775 MHz; 24.000 dBm; 80 MHz)

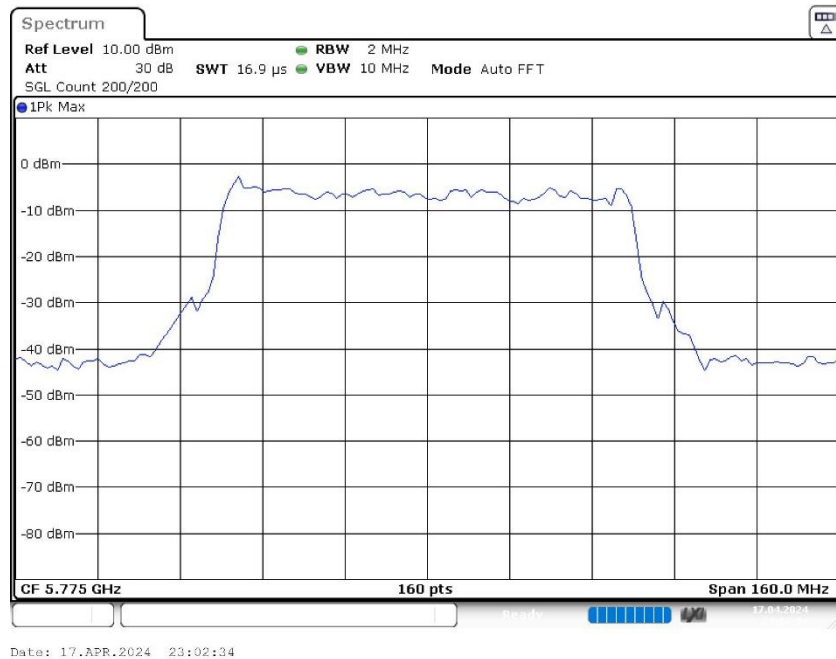
99 % Bandwidth

DUT Frequency (MHz)	Bandwidth (MHz)	Limit Min (MHz)	Limit Max (MHz)	Band Edge Left (MHz)	Band Edge Right (MHz)
5775.000000	79.000000	---	---	5735.500000	5814.500000

DUT Frequency (MHz)	Result
5775.000000	PASS



Bandwidth



Measurement

Setting	Instrument Value	Target Value
Start Frequency	5.69500 GHz	5.69500 GHz
Stop Frequency	5.85500 GHz	5.85500 GHz
Span	160.000 MHz	160.000 MHz
RBW	2.000 MHz	>= 2.000 MHz
VBW	10.000 MHz	>= 6.000 MHz
SweepPoints	160	~ 160

SweepTime	16.875 μ s	AUTO
Reference Level	10.000 dBm	10.000 dBm
Attenuation	30.000 dB	AUTO
Detector	MaxPeak	MaxPeak
SweepCount	200	200
Filter	3 dB	3 dB
Trace Mode	Max Hold	Max Hold
SweepType	FFT	AUTO
Preamp	off	off

Tx Spurious Emission (5775 MHz; 24.000 dBm; 80 MHz)

Result

DUT Frequency (MHz)	Result
5775.000000	PASS

Final measurements

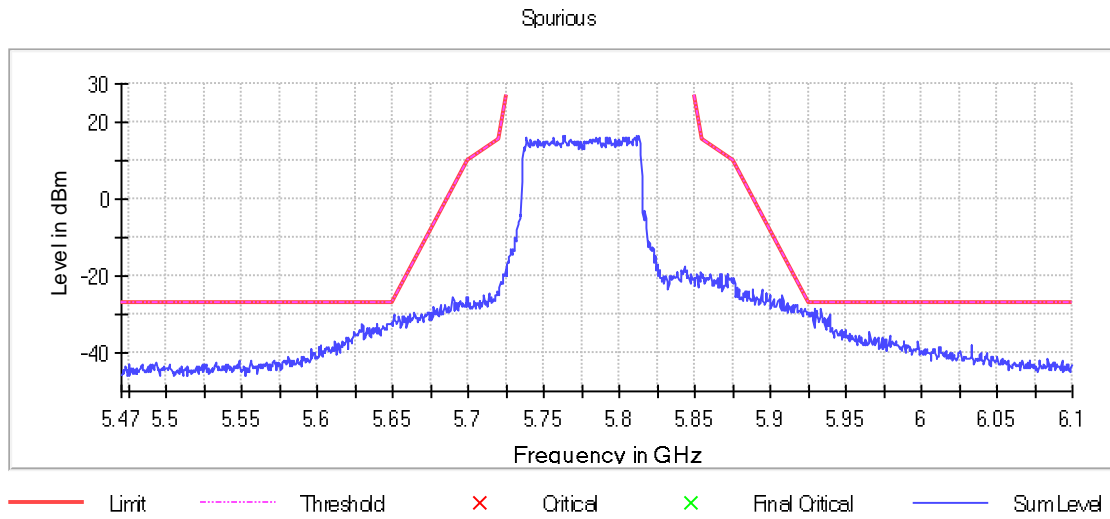
Frequency (MHz)	Level Pre Measurement (dBm)	level (dBm)	Limit (dBm)	Margin (dB)	Result
---	---	---	---	---	---

Pre Measurements

Frequency (MHz)	Level (dBm)	Margin (dB)	Limit (dBm)
5929.250000	-28.3	1.3	-27.0
5933.250000	-28.5	1.5	-27.0
5933.750000	-28.7	1.7	-27.0
5930.250000	-29.1	2.1	-27.0
5927.250000	-29.3	2.3	-27.0
5925.250000	-29.4	2.4	-27.0
5927.750000	-29.6	2.6	-27.0
5924.750000	-29.5	2.6	-26.8
5939.250000	-29.9	2.9	-27.0
5931.250000	-30.0	3.0	-27.0
5926.750000	-30.2	3.2	-27.0
5930.750000	-30.4	3.4	-27.0
5922.750000	-28.7	3.4	-25.3
5925.750000	-30.4	3.4	-27.0
5923.250000	-29.1	3.4	-25.7

Measurement Settings

Start Frequency (MHz)	Stop Frequency (MHz)	Pre Measurement	Final Measurement
5470.000000	6100.000000	2	2



-- End of Report --