

## **UF-WiFi6 Annex**

## Summary

Test	Frequency (MHz)	Nominal Power (dBm)	Nominal Bandwidth (MHz)	Result
RF output power	2412.000	20.0	20.000000	PASS
Minimum Emission Bandwidth 6 dB	2412.000	20.0	20.000000	PASS
Power Spectral Density	2412.000	20.0	20.000000	PASS
Occupied Channel Bandwidth 99%	2412.000	20.0	20.000000	PASS
Tx Spurious Emission	2412.000	20.0	20.000000	PASS
Minimum Emission Bandwidth 6 dB	2437.000	20.0	20.000000	PASS
Occupied Channel Bandwidth 99%	2437.000	20.0	20.000000	PASS
Tx Spurious Emission	2437.000	20.0	20.000000	PASS
Minimum Emission Bandwidth 6 dB	2462.000	20.0	20.000000	PASS
Occupied Channel Bandwidth 99%	2462.000	20.0	20.000000	PASS
Tx Spurious Emission	2462.000	20.0	20.000000	PASS
Minimum Emission Bandwidth 6 dB	2422.000	20.0	40.000000	PASS
Occupied Channel Bandwidth 99%	2422.000	20.0	40.000000	PASS
Tx Spurious Emission	2422.000	20.0	40.000000	PASS
Minimum Emission Bandwidth 6 dB	2437.000	20.0	40.000000	PASS
Occupied Channel Bandwidth 99%	2437.000	20.0	40.000000	PASS
Tx Spurious Emission	2437.000	20.0	40.000000	PASS
Minimum Emission Bandwidth 6 dB	2452.000	20.0	40.000000	PASS
Occupied Channel Bandwidth 99%	2452.000	20.0	40.000000	PASS
Tx Spurious Emission	2452.000	20.0	40.000000	PASS

## RF output power (2412 MHz; 20.000 dBm; 20 MHz)

### Result

DUT Frequency (MHz)	Gated RMS (dBm)	Limit Max (dBm)	Gated EIRP (dBm)	DutyCycle (%)	Result
2412.000000	21.6	30.0	21.6	98.034	PASS

## OSP PowerMeter settings

Setting	Instrument Value	Target Value
Measurement Time	1.000 s	1.000 s
Points	1000000	1000000
Time resolution	1.000 µs	1.000 µs

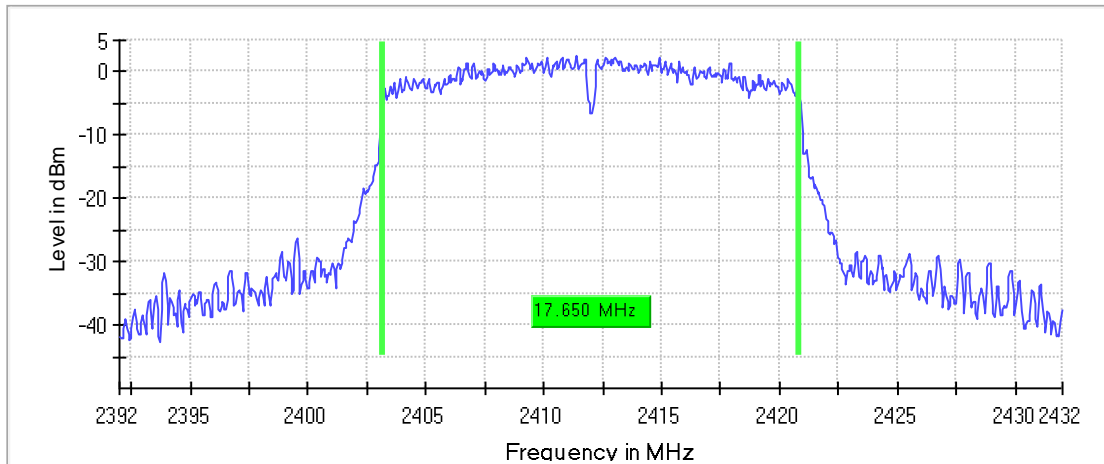
## Minimum Emission Bandwidth 6 dB (2412 MHz; 20.000 dBm; 20 MHz)

### 6 dB Bandwidth

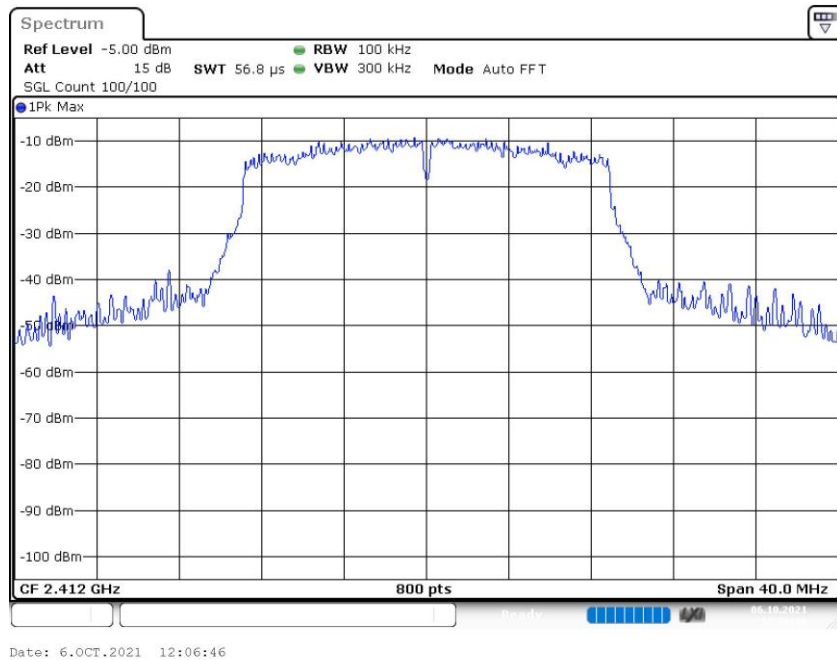
DUT Frequency (MHz)	Bandwidth (MHz)	Limit Min (MHz)	Limit Max (MHz)	Band Edge Left (MHz)	Band Edge Right (MHz)
2412.000000	17.650000	0.500000	---	2403.175000	2420.825000

DUT Frequency (MHz)	Max Level (dBm)	Result
2412.000000	2.6	PASS

6 dB Bandwidth



Bandwidth



## Measurement

Setting	Instrument Value	Target Value
Start Frequency	2.39200 GHz	2.39200 GHz
Stop Frequency	2.43200 GHz	2.43200 GHz
Span	40.000 MHz	40.000 MHz
RBW	100.000 kHz	~ 100.000 kHz
VBW	300.000 kHz	~ 300.000 kHz
SweepPoints	800	~ 800
Sweeptime	56.836 μs	AUTO
Reference Level	-5.000 dBm	-5.000 dBm
Attenuation	15.000 dB	AUTO
Detector	MaxPeak	MaxPeak
SweepCount	100	100
Filter	3 dB	3 dB
Trace Mode	Max Hold	Max Hold
SweepType	FFT	AUTO
Preamp	off	off

## Power Spectral Density (2412 MHz; 20.000 dBm; 20 MHz)

### Result

DUT Frequency (MHz)	Frequency (MHz)	PSD (dBm)	Limit Max (dBm)	Result
2412.000000	2412.999750	-13.620	8.0	PASS

### Ports

Port	State
1	used
2	used

### Measurement

Setting	Instrument Value	Target Value
Start Frequency	2.39700 GHz	2.39700 GHz
Stop Frequency	2.42700 GHz	2.42700 GHz
Span	30.000 MHz	30.000 MHz
RBW	3.000 kHz	<= 3.000 kHz
VBW	10.000 kHz	>= 9.000 kHz
SweepPoints	20000	~ 20000
SweepTime	334.000 ms	AUTO
Reference Level	20.000 dBm	20.000 dBm
Attenuation	40.000 dB	AUTO
Detector	MaxPeak	MaxPeak
SweepCount	100	100
Filter	3 dB	3 dB
Trace Mode	Average Power	Average Power
SweepType	Sweep	Sweep
Preamp	off	off

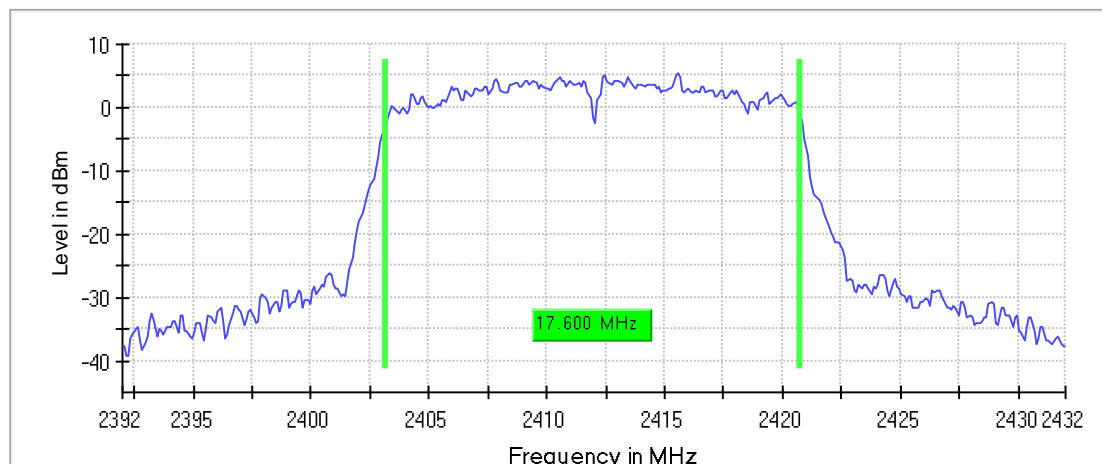
## Occupied Channel Bandwidth 99% (2412 MHz; 20.000 dBm; 20 MHz)

### 99 % Bandwidth

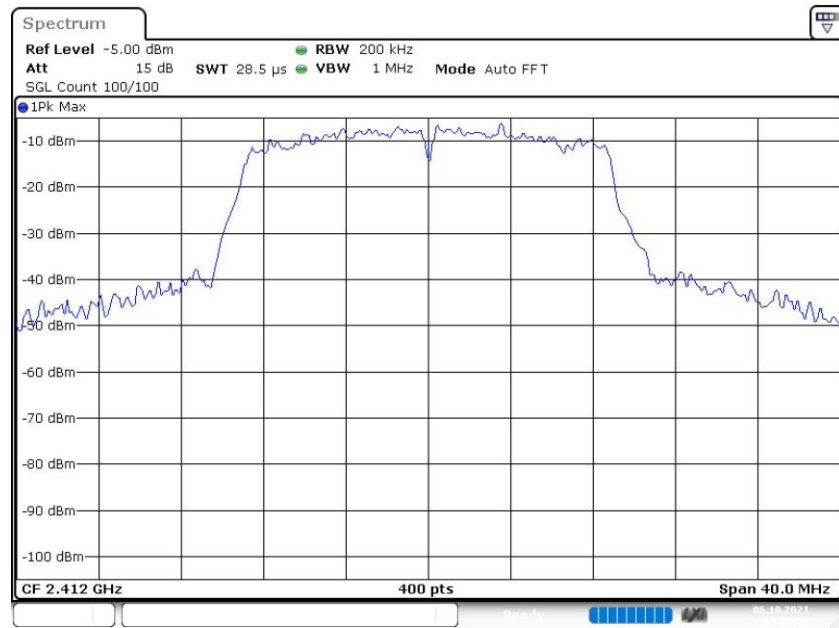
DUT Frequency (MHz)	Bandwidth (MHz)	Limit Min (MHz)	Limit Max (MHz)	Band Edge Left (MHz)	Band Edge Right (MHz)
2412.000000	17.600000	---	---	2403.150000	2420.750000

DUT Frequency (MHz)	Result
2412.000000	PASS

99 %Bandwidth



## Bandwidth



Date: 6.OCT.2021 12:08:51

## Measurement

Setting	Instrument Value	Target Value
Start Frequency	2.39200 GHz	2.39200 GHz
Stop Frequency	2.43200 GHz	2.43200 GHz
Span	40.000 MHz	40.000 MHz
RBW	200.000 kHz	$\geq$ 200.000 kHz
VBW	1.000 MHz	$\geq$ 600.000 kHz
SweepPoints	400	$\sim$ 400
Sweeptime	28.477 $\mu$ s	AUTO
Reference Level	-5.000 dBm	-5.000 dBm
Attenuation	15.000 dB	AUTO
Detector	MaxPeak	MaxPeak
SweepCount	100	100
Filter	3 dB	3 dB
Trace Mode	Max Hold	Max Hold
Sweeptype	FFT	AUTO
Preamp	off	off

## Tx Spurious Emission (2412 MHz; 20.000 dBm; 20 MHz)

## Result

DUT Frequency (MHz)	Result
2412.000000	PASS

## Final measurements

Frequency (MHz)	Level Pre Measurement (dBm)	level (dBm)	Limit (dBm)	Margin (dB)	Result
---	---	---	---	---	---

## Pre Measurements

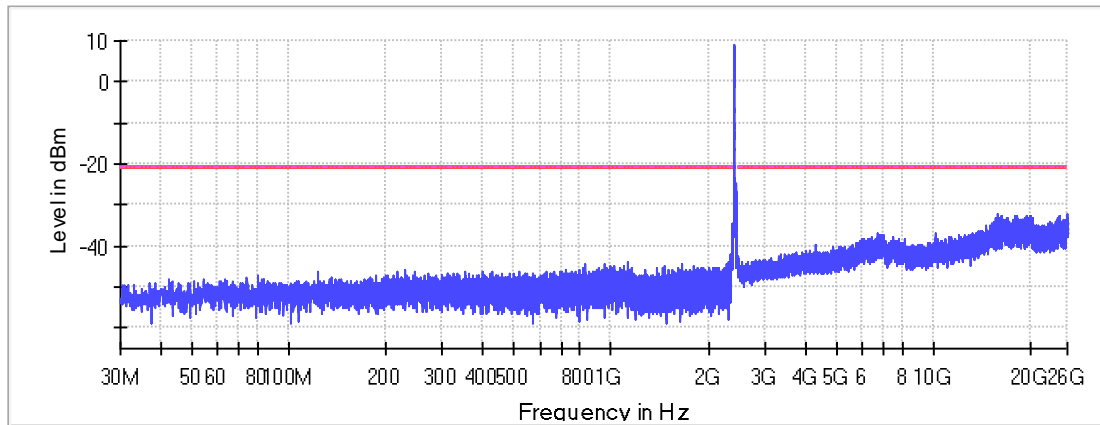
Frequency (MHz)	Level (dBm)	Margin (dB)	Limit (dBm)
2399.175000	-25.3	4.2	-21.2

2398.625000	-25.4	4.2	-21.2
2399.125000	-25.5	4.3	-21.2
2398.875000	-25.6	4.4	-21.2
2397.625000	-25.8	4.6	-21.2
2398.925000	-25.8	4.6	-21.2
2398.675000	-25.8	4.7	-21.2
2397.675000	-25.9	4.7	-21.2
2398.275000	-26.0	4.9	-21.2
2398.575000	-26.1	4.9	-21.2
2399.875000	-26.1	5.0	-21.2
2399.775000	-26.2	5.0	-21.2
2398.225000	-26.2	5.1	-21.2
2399.225000	-26.4	5.2	-21.2
2399.475000	-26.4	5.2	-21.2

## Measurement Settings

Start Frequency (MHz)	Stop Frequency (MHz)	Pre Measurement	Final Measurement
30.000000	2350.000000	1	1
2350.000000	2483.500000	2	1
2483.500000	26000.000000	1	1

Spurious



— Limit    - - - - - Threshold    — Sum Level    × Critical    × Final Critical

## Pre Measurement 1

Setting	Instrument Value	Target Value
RBW	100.000 kHz	<= 100.000 kHz
VBW	300.000 kHz	>= 300.000 kHz
SweepPoints	32001	~ 46400
Sweeptime	32.100 ms	AUTO
Reference Level	20.000 dBm	20.000 dBm
Attenuation	40.000 dB	40.000 dB
Detector	MaxPeak	MaxPeak
SweepCount	3	3
Filter	3 dB	3 dB
Trace Mode	Max Hold	Max Hold
SweepType	Sweep	AUTO
Preamp	off	off

## Pre Measurement 2

Setting	Instrument Value	Target Value
RBW	100.000 kHz	<= 100.000 kHz
VBW	300.000 kHz	>= 300.000 kHz
SweepPoints	2670	~ 2670
Sweeptime	151.563 µs	AUTO

Reference Level	20.000 dBm	20.000 dBm
Attenuation	40.000 dB	40.000 dB
Detector	MaxPeak	MaxPeak
SweepCount	300	300
Filter	3 dB	3 dB
Trace Mode	Max Hold	Max Hold
SweepType	FFT	AUTO
Preamp	off	off

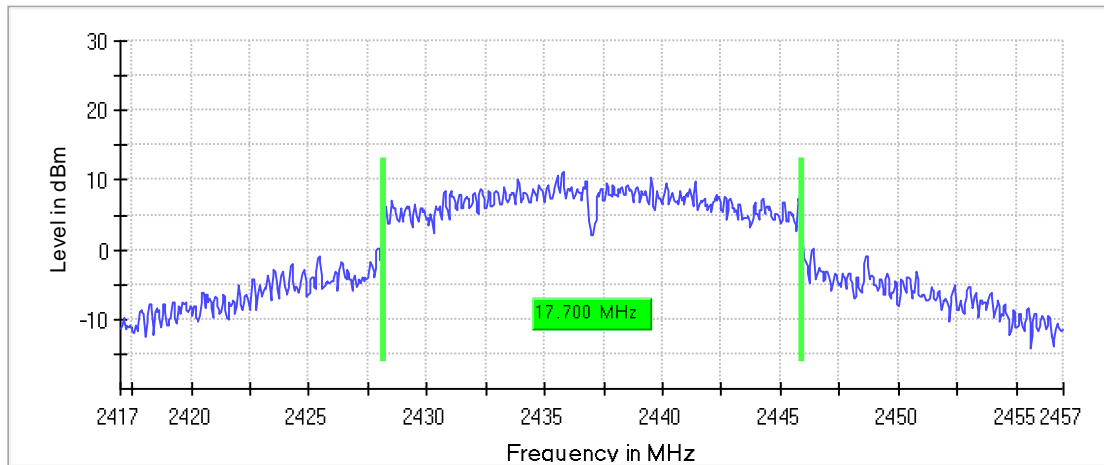
## Minimum Emission Bandwidth 6 dB (2437 MHz; 20.000 dBm; 20 MHz)

### 6 dB Bandwidth

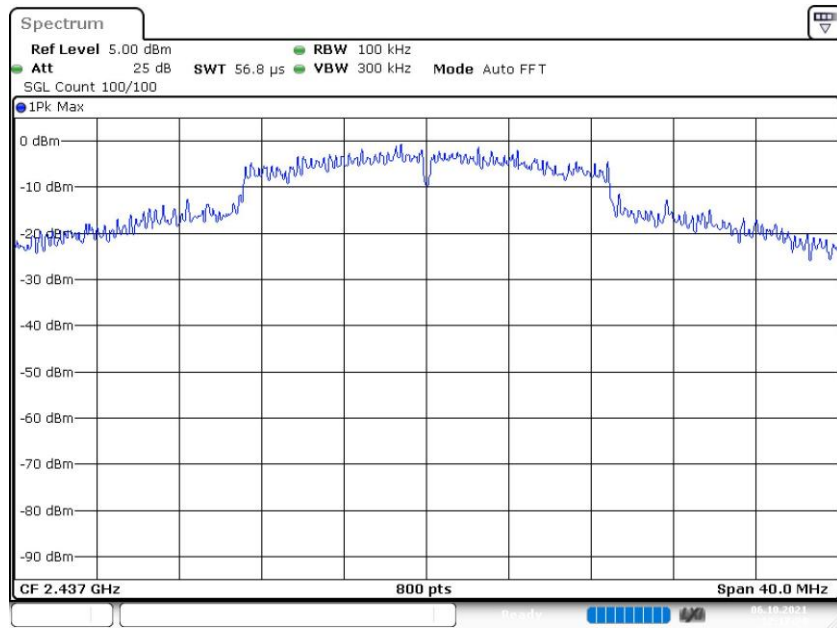
DUT Frequency (MHz)	Bandwidth (MHz)	Limit Min (MHz)	Limit Max (MHz)	Band Edge Left (MHz)	Band Edge Right (MHz)
2437.000000	17.700000	0.500000	---	2428.175000	2445.875000

DUT Frequency (MHz)	Max Level (dBm)	Result
2437.000000	11.1	PASS

6 dB Bandwidth



Bandwidth



Date: 6.OCT.2021 12:17:24

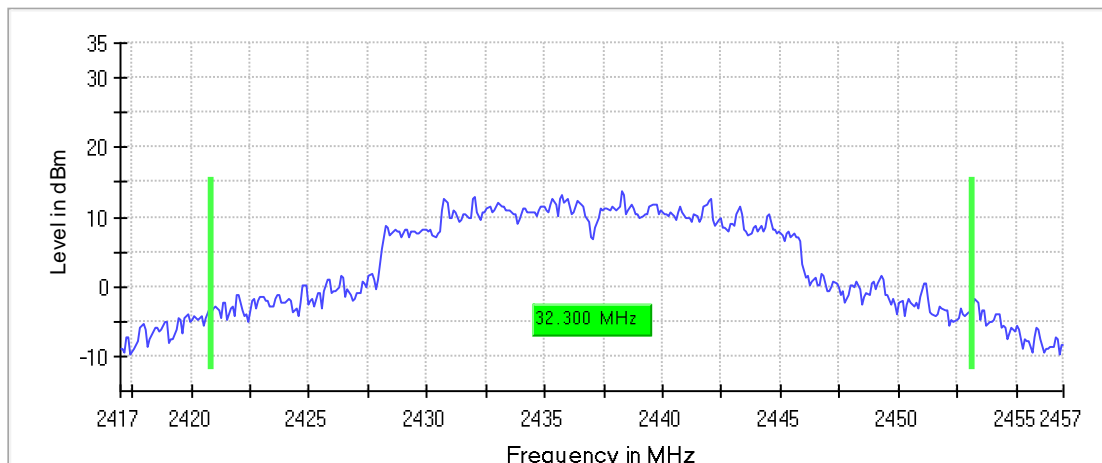
## Occupied Channel Bandwidth 99% (2437 MHz; 20.000 dBm; 20 MHz)

### 99 % Bandwidth

DUT Frequency (MHz)	Bandwidth (MHz)	Limit Min (MHz)	Limit Max (MHz)	Band Edge Left (MHz)	Band Edge Right (MHz)
2437.000000	32.300000	---	---	2420.850000	2453.150000

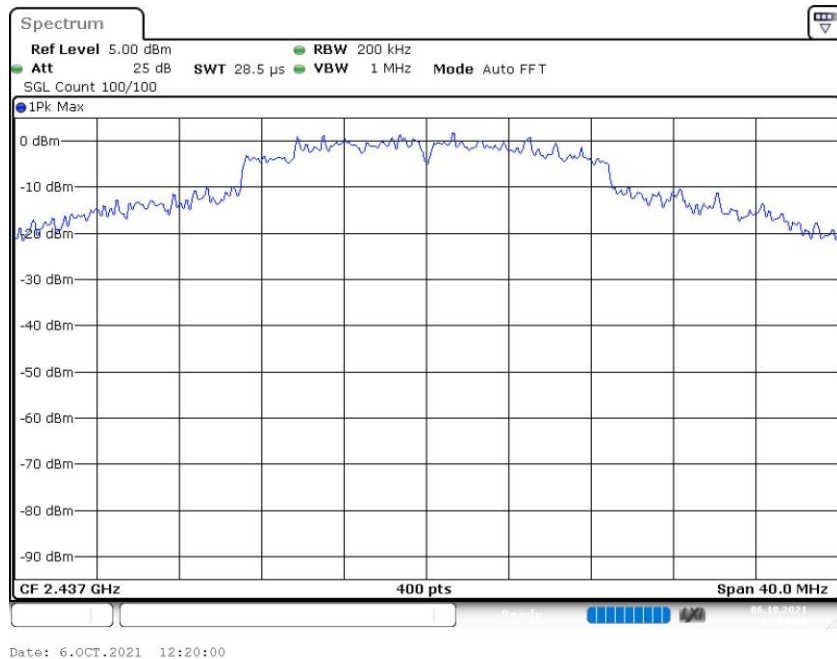
DUT Frequency (MHz)	Result
2437.000000	PASS

99 %Bandwidth



Bandwidth





## Tx Spurious Emission (2437 MHz; 20.000 dBm; 20 MHz)

### Result

DUT Frequency (MHz)	Result
2437.000000	PASS

### Final measurements

Frequency (MHz)	Level Pre Measurement (dBm)	level (dBm)	Limit (dBm)	Margin (dB)	Result
---	---	---	---	---	---

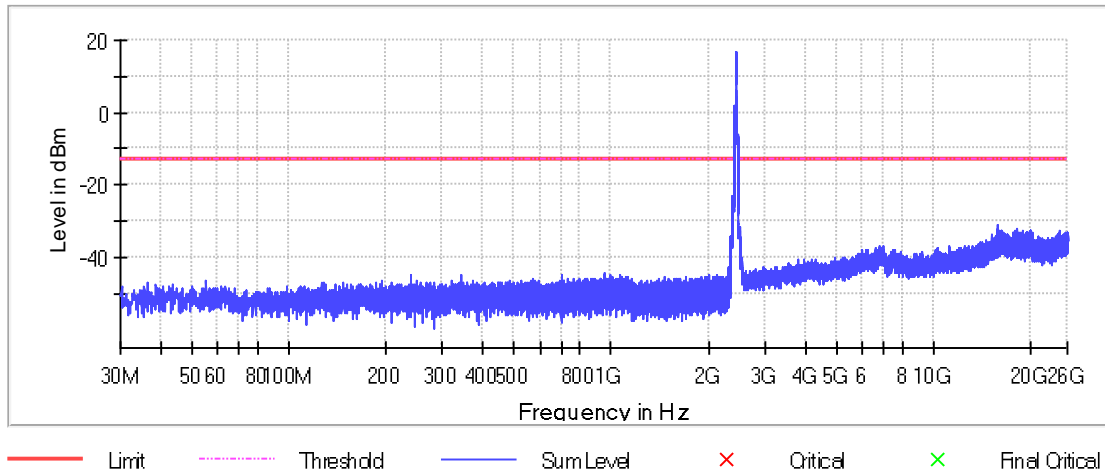
### Pre Measurements

Frequency (MHz)	Level (dBm)	Margin (dB)	Limit (dBm)
2398.575000	-16.7	3.5	-13.2
2398.625000	-16.7	3.6	-13.2
2398.525000	-17.7	4.5	-13.2
2395.375000	-17.8	4.7	-13.2
2395.425000	-17.9	4.8	-13.2
2399.025000	-18.2	5.1	-13.2
2395.125000	-18.3	5.1	-13.2
2398.975000	-18.3	5.1	-13.2
2398.775000	-18.4	5.3	-13.2
2399.175000	-18.4	5.3	-13.2
2399.125000	-18.5	5.3	-13.2
2398.875000	-18.5	5.3	-13.2
2398.675000	-18.5	5.4	-13.2
2395.175000	-18.5	5.4	-13.2
2399.075000	-18.6	5.4	-13.2

### Measurement Settings

Start Frequency (MHz)	Stop Frequency (MHz)	Pre Measurement	Final Measurement
30.000000	2350.000000	1	1
2350.000000	2483.500000	2	1
2483.500000	26000.000000	1	1

Spurious



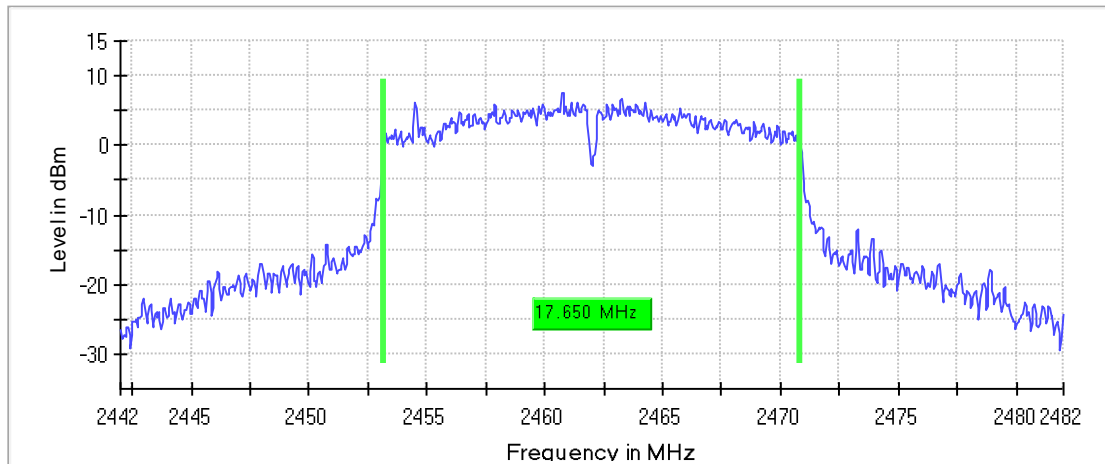
## Minimum Emission Bandwidth 6 dB (2462 MHz; 20.000 dBm; 20 MHz)

### 6 dB Bandwidth

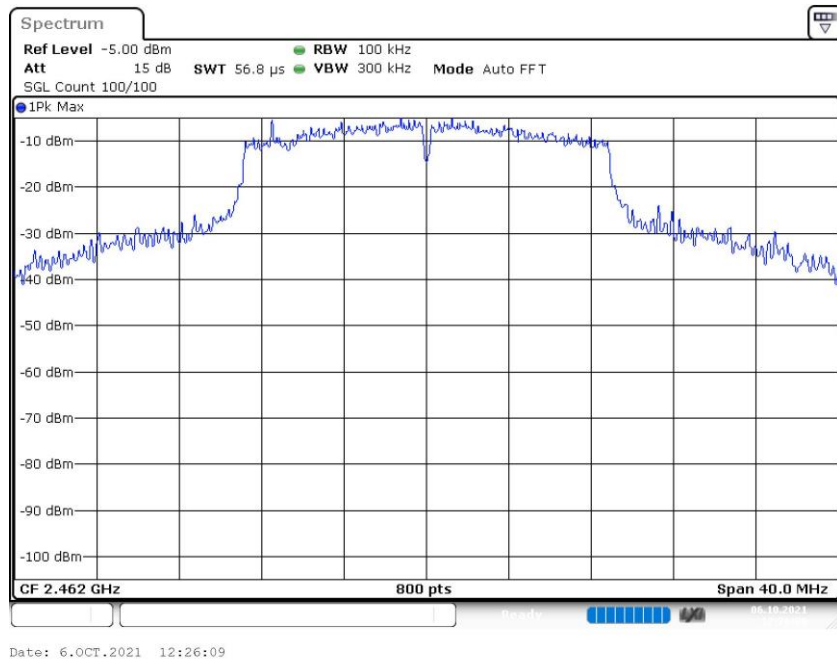
DUT Frequency (MHz)	Bandwidth (MHz)	Limit Min (MHz)	Limit Max (MHz)	Band Edge Left (MHz)	Band Edge Right (MHz)
2462.000000	17.650000	0.500000	--	2453.175000	2470.825000

DUT Frequency (MHz)	Max Level (dBm)	Result
2462.000000	7.5	PASS

6 dB Bandwidth



Bandwidth



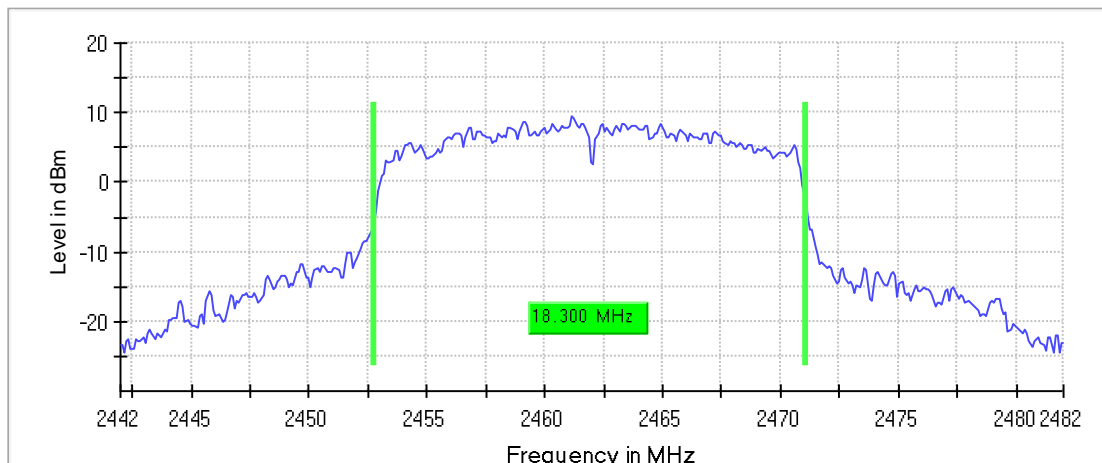
**Occupied Channel Bandwidth 99% (2462 MHz; 20.000 dBm; 20 MHz)**

**99 % Bandwidth**

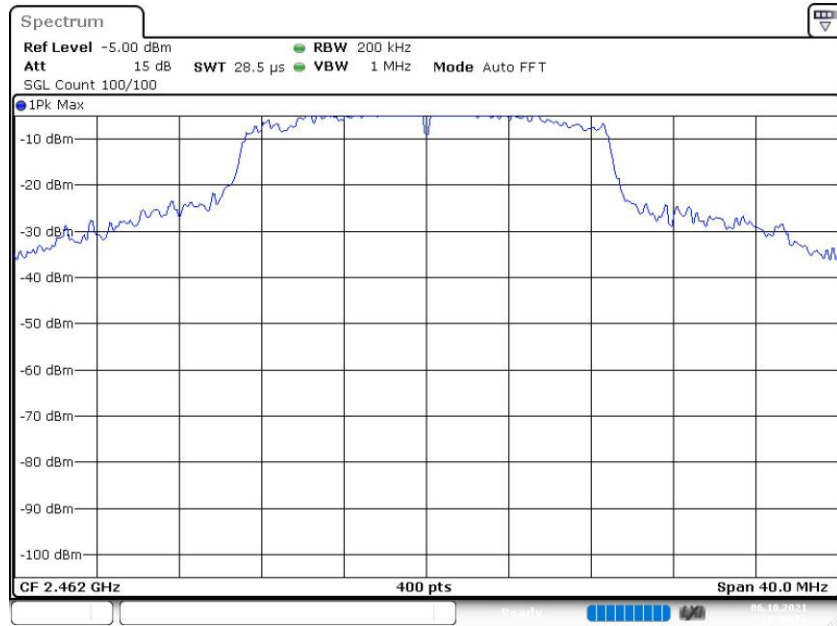
DUT Frequency (MHz)	Bandwidth (MHz)	Limit Min (MHz)	Limit Max (MHz)	Band Edge Left (MHz)	Band Edge Right (MHz)
2462.000000	18.300000	---	---	2452.750000	2471.050000

DUT Frequency (MHz)	Result
2462.000000	PASS

99 %Bandwidth



Bandwidth



Date: 6.OCT.2021 12:28:16

## Tx Spurious Emission (2462 MHz; 20.000 dBm; 20 MHz)

### Result

DUT Frequency (MHz)	Result
2462.000000	PASS

### Final measurements

Frequency (MHz)	Level Pre Measurement (dBm)	level (dBm)	Limit (dBm)	Margin (dB)	Result
---	---	---	---	---	---

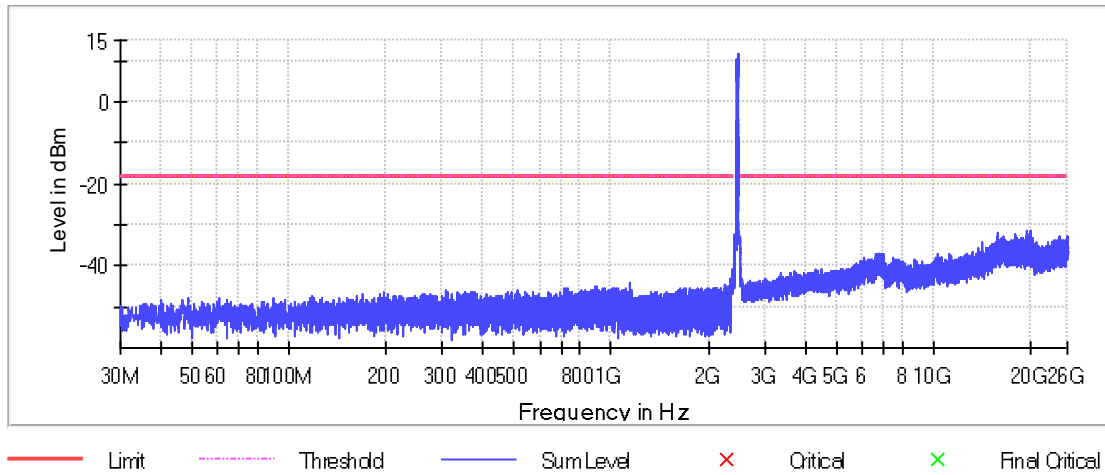
### Pre Measurements

Frequency (MHz)	Level (dBm)	Margin (dB)	Limit (dBm)
2483.867434	-22.6	4.4	-18.2
2485.337169	-23.7	5.5	-18.2
2486.072037	-26.1	8.0	-18.2
2484.602301	-26.6	8.4	-18.2
2489.011507	-28.9	10.7	-18.2
2489.746375	-30.4	12.2	-18.2
19900.965853	-31.3	13.1	-18.2
2491.216110	-31.4	13.3	-18.2
2486.806904	-31.5	13.3	-18.2
19551.903714	-31.6	13.4	-18.2
2488.276640	-31.6	13.4	-18.2
19887.738235	-31.6	13.5	-18.2
15869.481868	-32.1	13.9	-18.2
17898.451478	-32.2	14.0	-18.2
17891.102801	-32.2	14.0	-18.2

### Measurement Settings

Start Frequency (MHz)	Stop Frequency (MHz)	Pre Measurement	Final Measurement
30.000000	2350.000000	1	1
2350.000000	2483.500000	2	1
2483.500000	26000.000000	1	1

Spurious



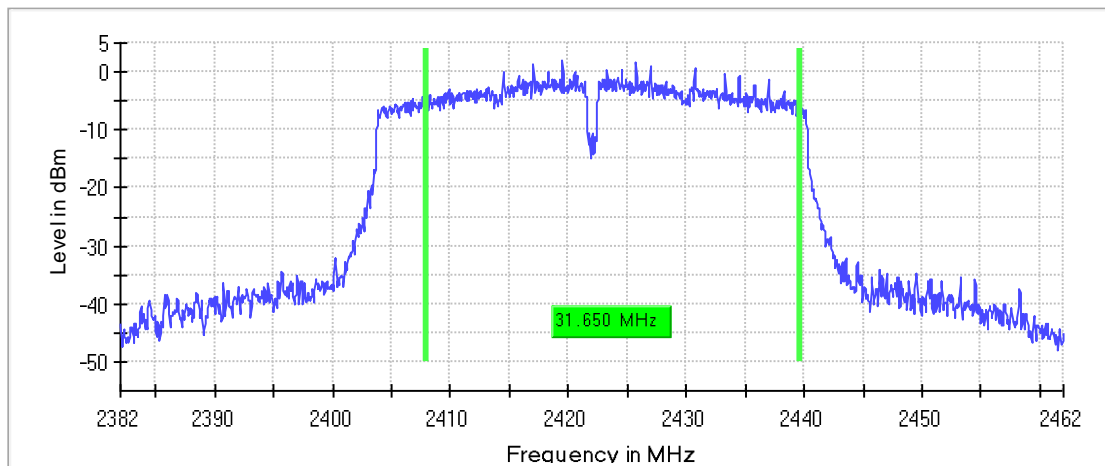
## Minimum Emission Bandwidth 6 dB (2422 MHz; 20.000 dBm; 40 MHz)

### 6 dB Bandwidth

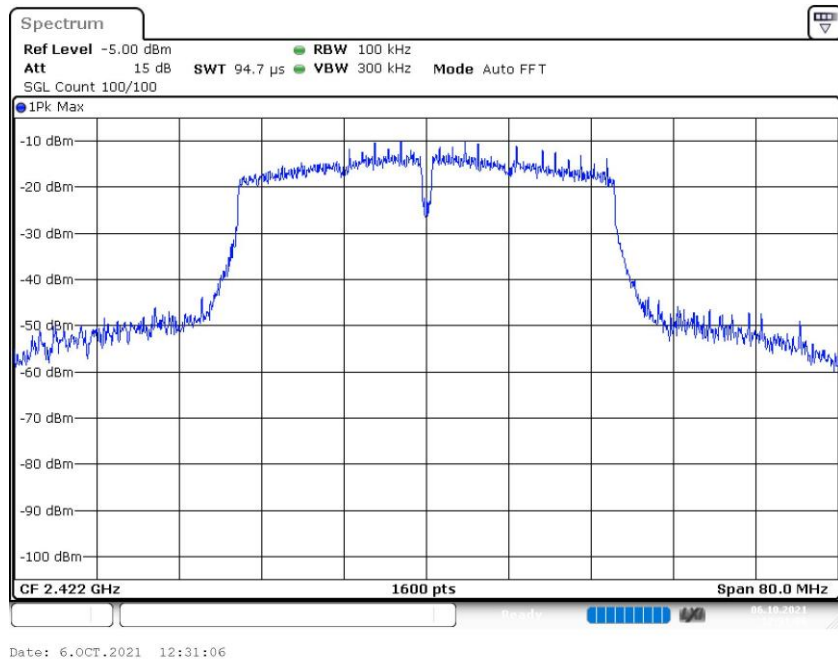
DUT Frequency (MHz)	Bandwidth (MHz)	Limit Min (MHz)	Limit Max (MHz)	Band Edge Left (MHz)	Band Edge Right (MHz)
2422.000000	31.650000	0.500000	---	2407.975000	2439.625000

DUT Frequency (MHz)	Max Level (dBm)	Result
2422.000000	1.9	PASS

6 dB Bandwidth



Bandwidth



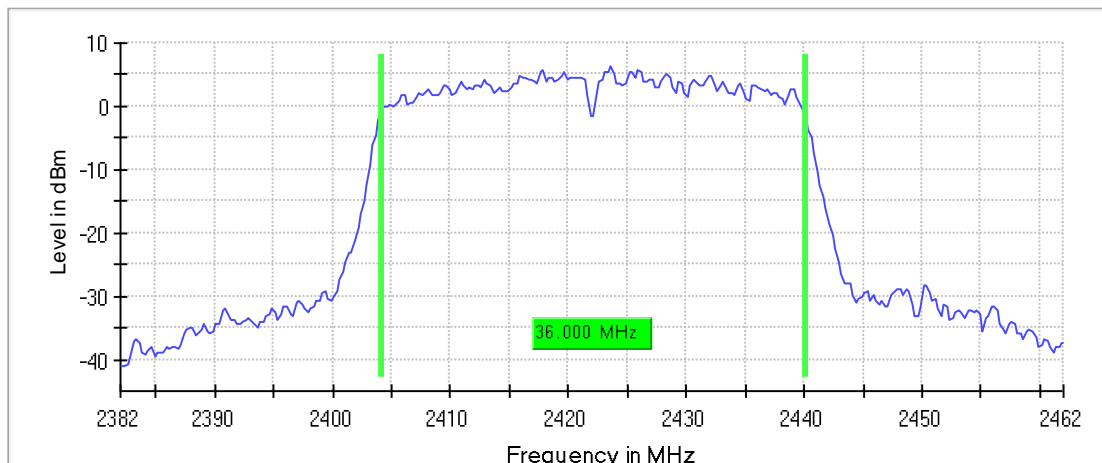
**Occupied Channel Bandwidth 99% (2422 MHz; 20.000 dBm; 40 MHz)**

**99 % Bandwidth**

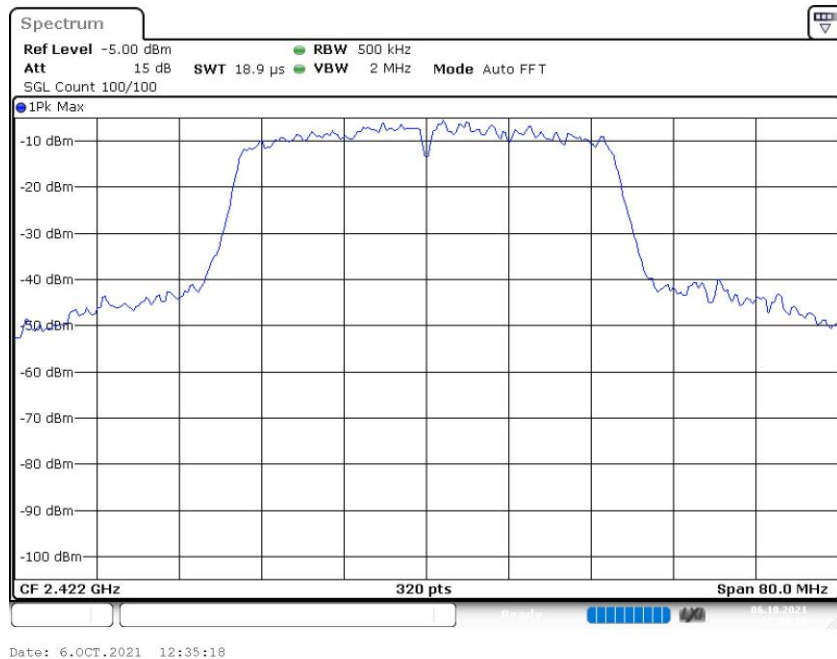
DUT Frequency (MHz)	Bandwidth (MHz)	Limit Min (MHz)	Limit Max (MHz)	Band Edge Left (MHz)	Band Edge Right (MHz)
2422.000000	36.000000	---	---	2404.125000	2440.125000

DUT Frequency (MHz)	Result
2422.000000	PASS

99 %Bandwidth



Bandwidth



## Tx Spurious Emission (2422 MHz; 20.000 dBm; 40 MHz)

### Result

DUT Frequency (MHz)	Result
2422.000000	PASS

### Final measurements

Frequency (MHz)	Level Pre Measurement (dBm)	level (dBm)	Limit (dBm)	Margin (dB)	Result
---	---	---	---	---	---

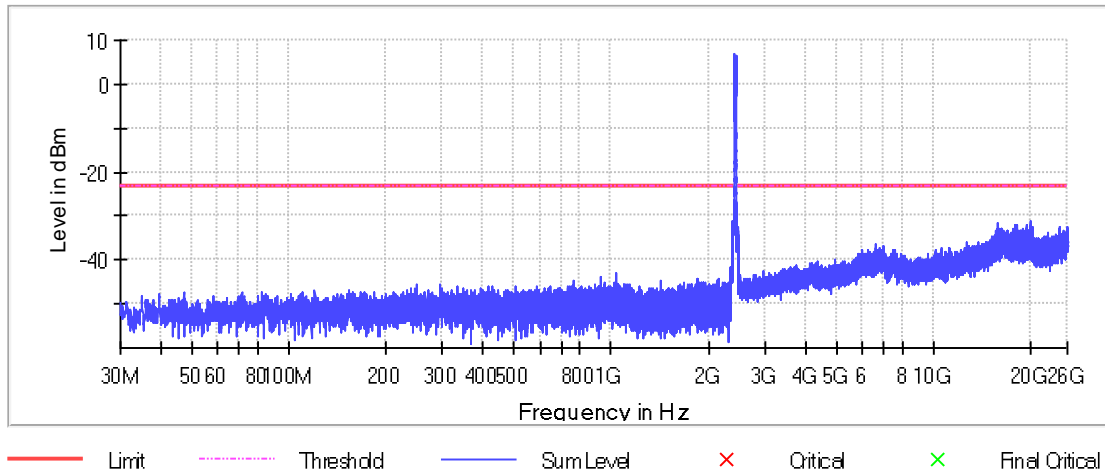
### Pre Measurements

Frequency (MHz)	Level (dBm)	Margin (dB)	Limit (dBm)
2399.175000	-27.0	3.9	-23.0
2399.225000	-27.3	4.2	-23.0
2399.275000	-27.7	4.7	-23.0
2399.125000	-28.0	5.0	-23.0
2397.625000	-28.2	5.2	-23.0
2398.575000	-28.4	5.4	-23.0
2398.525000	-28.6	5.6	-23.0
2399.525000	-28.6	5.6	-23.0
2399.475000	-28.7	5.6	-23.0
2397.575000	-28.7	5.7	-23.0
2397.675000	-28.7	5.7	-23.0
2397.325000	-28.7	5.7	-23.0
2397.275000	-28.8	5.8	-23.0
2395.775000	-28.9	5.9	-23.0
2395.725000	-29.0	5.9	-23.0

### Measurement Settings

Start Frequency (MHz)	Stop Frequency (MHz)	Pre Measurement	Final Measurement
30.000000	2350.000000	1	1
2350.000000	2483.500000	2	1
2483.500000	26000.000000	1	1

Spurious



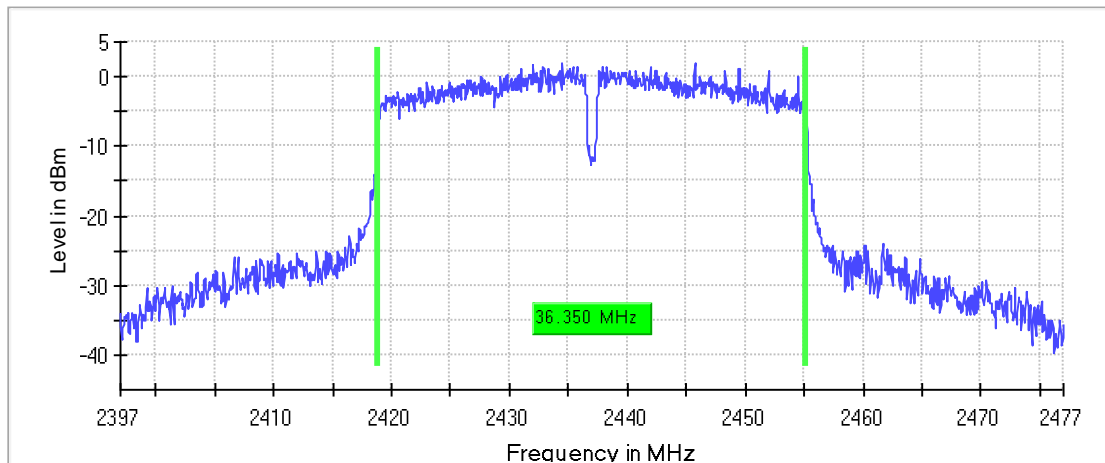
## Minimum Emission Bandwidth 6 dB (2437 MHz; 20.000 dBm; 40 MHz)

### 6 dB Bandwidth

DUT Frequency (MHz)	Bandwidth (MHz)	Limit Min (MHz)	Limit Max (MHz)	Band Edge Left (MHz)	Band Edge Right (MHz)
2437.000000	36.350000	0.500000	---	2418.825000	2455.175000

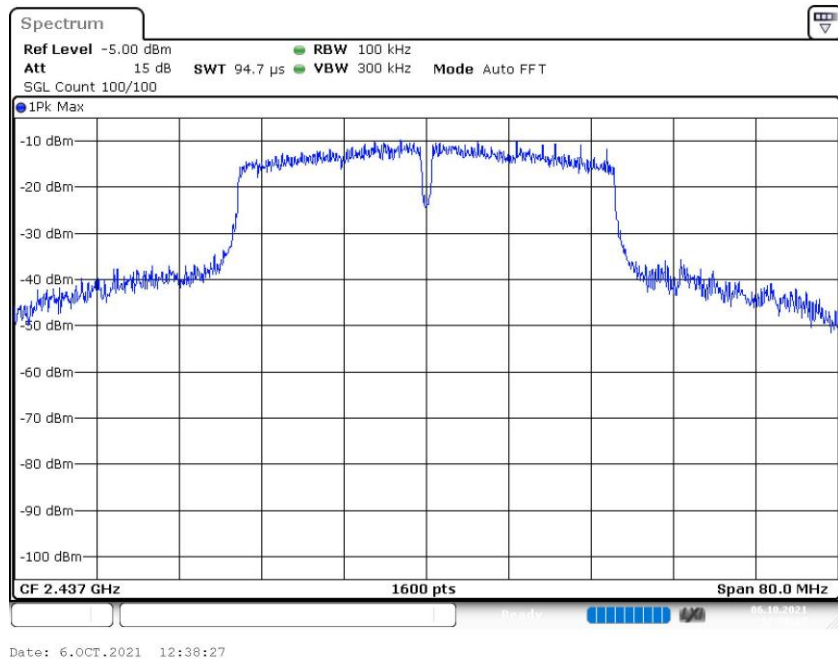
DUT Frequency (MHz)	Max Level (dBm)	Result
2437.000000	2.1	PASS

6 dB Bandwidth



Bandwidth





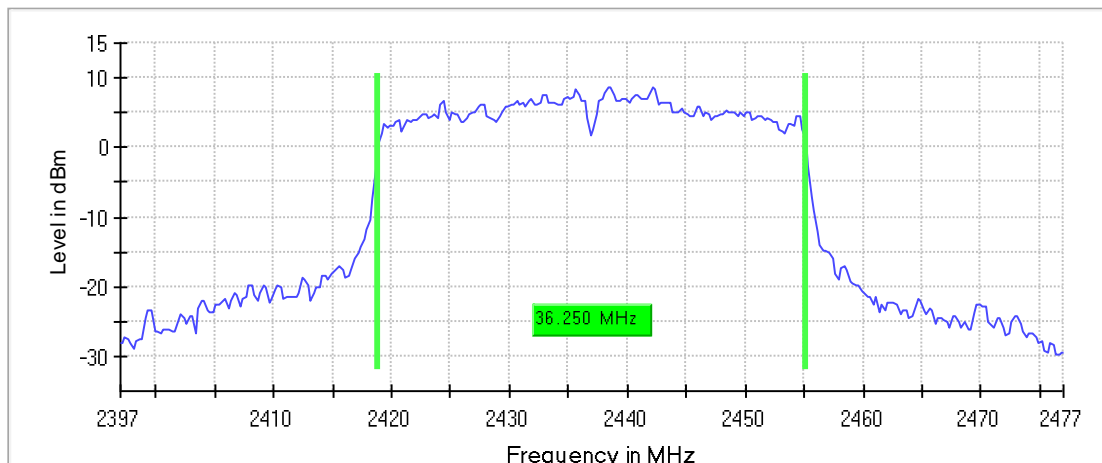
**Occupied Channel Bandwidth 99% (2437 MHz; 20.000 dBm; 40 MHz)**

**99 % Bandwidth**

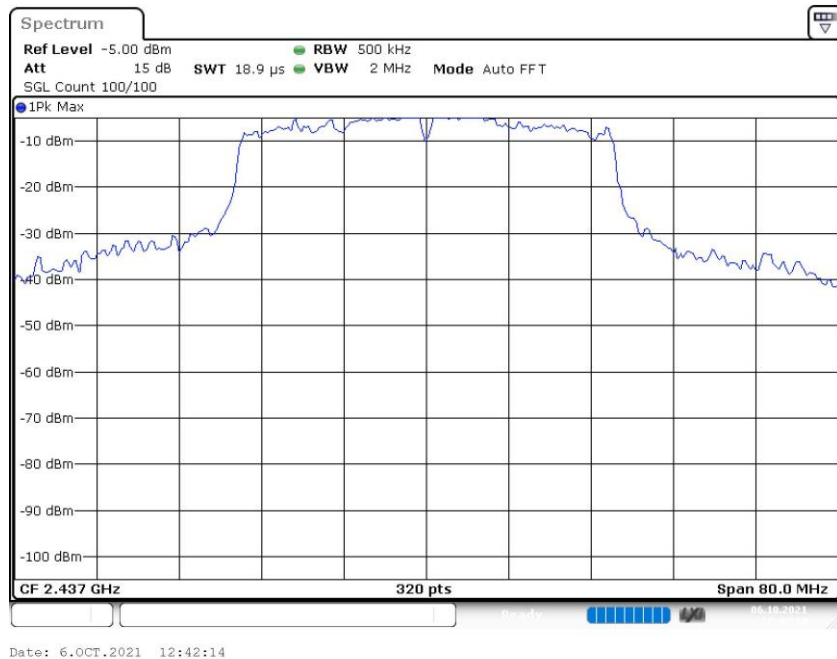
DUT Frequency (MHz)	Bandwidth (MHz)	Limit Min (MHz)	Limit Max (MHz)	Band Edge Left (MHz)	Band Edge Right (MHz)
2437.000000	36.250000	---	---	2418.875000	2455.125000

DUT Frequency (MHz)	Result
2437.000000	PASS

99 %Bandwidth



Bandwidth



## Tx Spurious Emission (2437 MHz; 20.000 dBm; 40 MHz)

### Result

DUT Frequency (MHz)	Result
2437.000000	PASS

### Final measurements

Frequency (MHz)	Level Pre Measurement (dBm)	level (dBm)	Limit (dBm)	Margin (dB)	Result
---	---	---	---	---	---

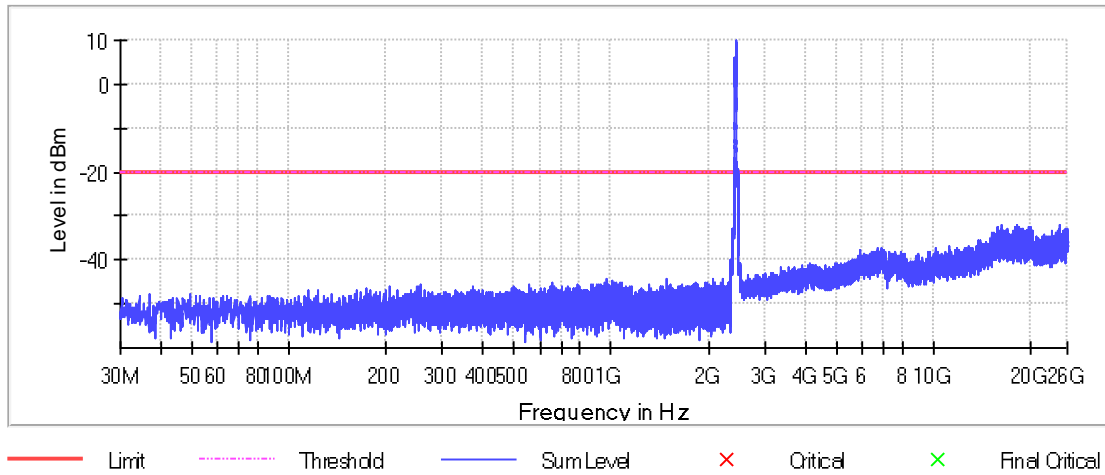
### Pre Measurements

Frequency (MHz)	Level (dBm)	Margin (dB)	Limit (dBm)
2398.725000	-25.1	5.0	-20.1
2398.775000	-25.3	5.2	-20.1
2399.475000	-25.6	5.5	-20.1
2399.525000	-25.6	5.5	-20.1
2399.425000	-25.9	5.8	-20.1
2398.875000	-26.1	6.0	-20.1
2398.675000	-26.1	6.1	-20.1
2399.575000	-26.3	6.2	-20.1
2398.625000	-26.3	6.2	-20.1
2398.925000	-26.4	6.3	-20.1
2398.575000	-26.4	6.3	-20.1
2397.625000	-26.5	6.4	-20.1
2398.975000	-26.6	6.5	-20.1
2399.025000	-26.7	6.6	-20.1
2398.825000	-26.7	6.6	-20.1

### Measurement Settings

Start Frequency (MHz)	Stop Frequency (MHz)	Pre Measurement	Final Measurement
30.000000	2350.000000	1	1
2350.000000	2483.500000	2	1
2483.500000	26000.000000	1	1

Spurious



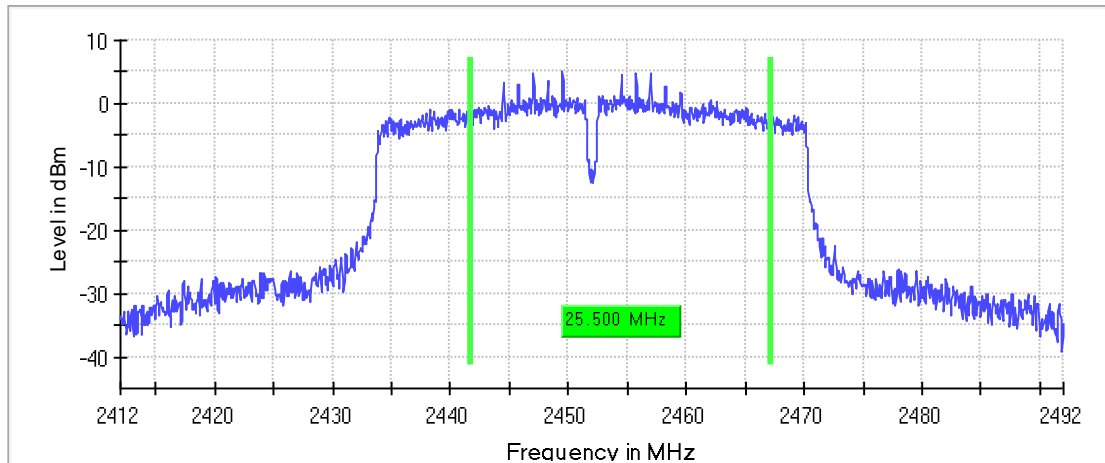
## Minimum Emission Bandwidth 6 dB (2452 MHz; 20.000 dBm; 40 MHz)

### 6 dB Bandwidth

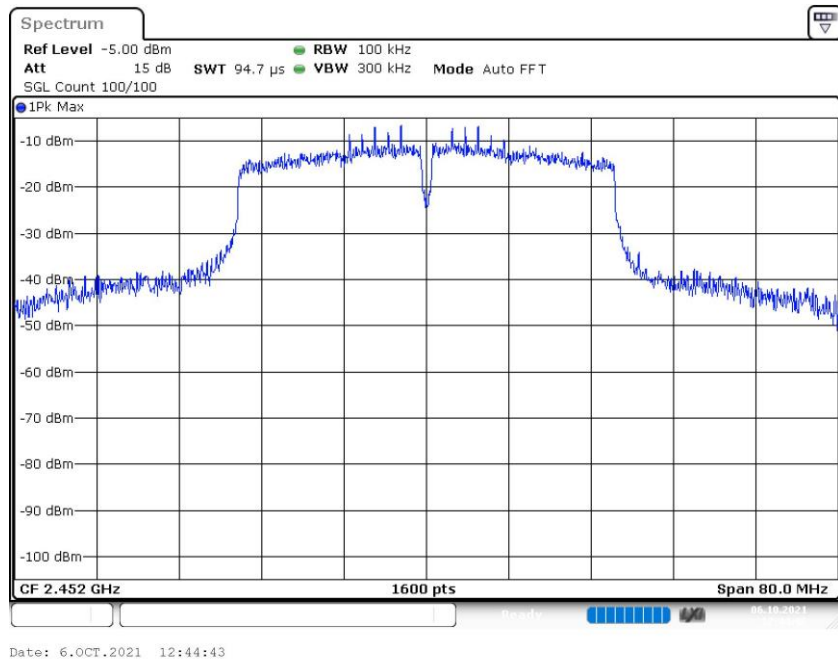
DUT Frequency (MHz)	Bandwidth (MHz)	Limit Min (MHz)	Limit Max (MHz)	Band Edge Left (MHz)	Band Edge Right (MHz)
2452.000000	25.500000	0.500000	---	2441.725000	2467.225000

DUT Frequency (MHz)	Max Level (dBm)	Result
2452.000000	5.2	PASS

6 dB Bandwidth



Bandwidth



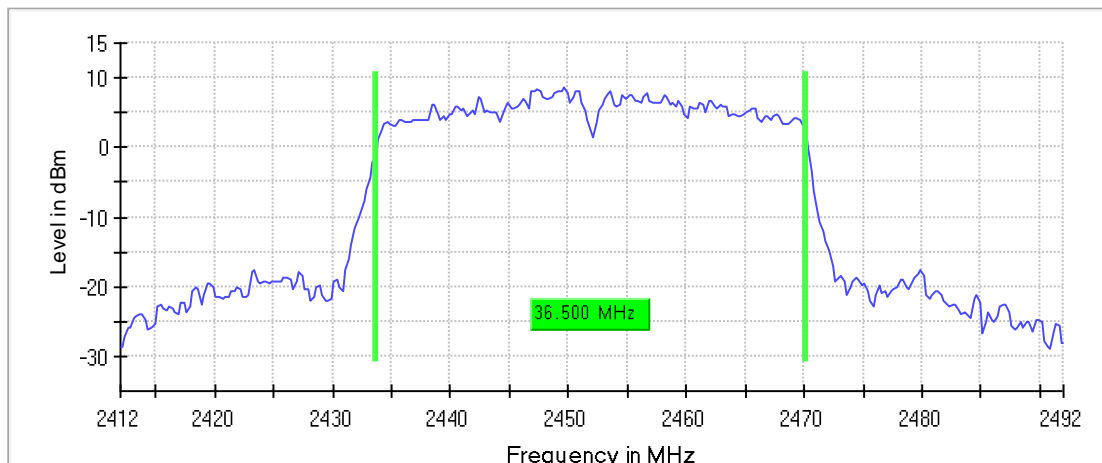
**Occupied Channel Bandwidth 99% (2452 MHz; 20.000 dBm; 40 MHz)**

**99 % Bandwidth**

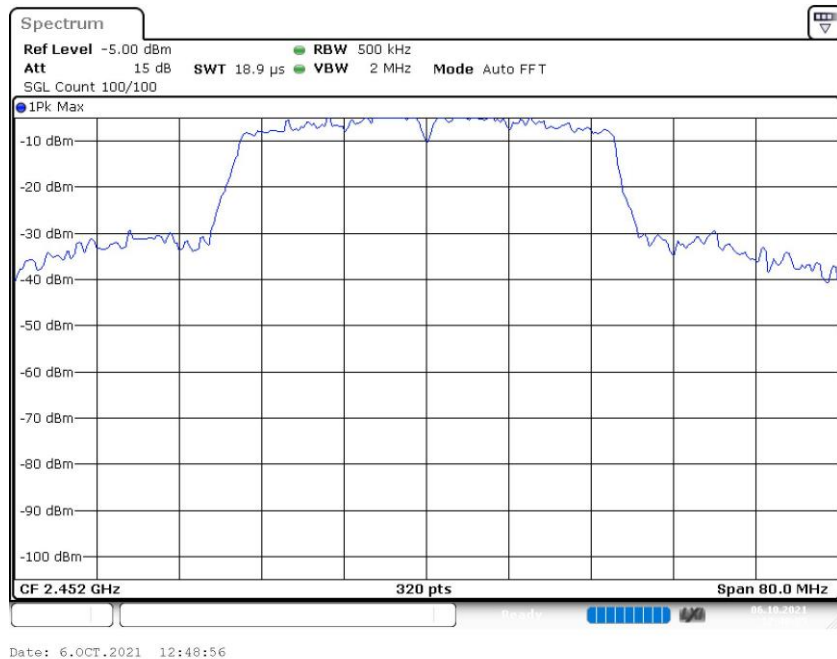
DUT Frequency (MHz)	Bandwidth (MHz)	Limit Min (MHz)	Limit Max (MHz)	Band Edge Left (MHz)	Band Edge Right (MHz)
2452.000000	36.500000	---	---	2433.625000	2470.125000

DUT Frequency (MHz)	Result
2452.000000	PASS

99 %Bandwidth



Bandwidth



## Tx Spurious Emission (2452 MHz; 20.000 dBm; 40 MHz)

### Result

DUT Frequency (MHz)	Result
2452.000000	PASS

### Final measurements

Frequency (MHz)	Level Pre Measurement (dBm)	level (dBm)	Limit (dBm)	Margin (dB)	Result
---	---	---	---	---	---

### Pre Measurements

Frequency (MHz)	Level (dBm)	Margin (dB)	Limit (dBm)
2483.867434	-25.3	3.6	-21.7
2486.072037	-25.8	4.1	-21.7
2487.541772	-28.4	6.7	-21.7
2484.602301	-28.6	6.9	-21.7
2491.950978	-29.5	7.8	-21.7
2492.685846	-29.6	7.9	-21.7
2485.337169	-29.9	8.2	-21.7
2489.746375	-30.3	8.6	-21.7
2486.806904	-30.3	8.6	-21.7
2488.276640	-30.6	8.9	-21.7
2489.011507	-30.6	8.9	-21.7
2490.481243	-30.9	9.1	-21.7
2493.420713	-31.6	9.9	-21.7
17910.209361	-31.9	10.2	-21.7
2491.216110	-32.1	10.4	-21.7

### Measurement Settings

Start Frequency (MHz)	Stop Frequency (MHz)	Pre Measurement	Final Measurement
30.000000	2350.000000	1	1
2350.000000	2483.500000	2	1
2483.500000	26000.000000	1	1

### Spurious

