

## **UDW UNII-3 Annex**

Table of Contents

**1 OFDM Mode ..... 3**

**2 VHT Mode .....25**

**3 HE Mode.....72**

**4 HT Mode.....119**

# 1 OFDM Mode

## Summary

Test	Frequency (MHz)	Nominal Power (dBm)	Nominal Bandwidth (MHz)	Result
Emission Bandwidth 26 dB	5745.000	24.0	20.000000	PASS
RF output power	5745.000	24.0	20.000000	PASS
Power Spectral Density	5745.000	24.0	20.000000	PASS
Minimum Emission Bandwidth 6 dB	5745.000	24.0	20.000000	PASS
Occupied Channel Bandwidth 99%	5745.000	24.0	20.000000	PASS
Tx Spurious Emission	5745.000	24.0	20.000000	PASS
Emission Bandwidth 26 dB	5775.000	24.0	20.000000	PASS
Minimum Emission Bandwidth 6 dB	5775.000	24.0	20.000000	PASS
Occupied Channel Bandwidth 99%	5775.000	24.0	20.000000	PASS
Tx Spurious Emission	5775.000	24.0	20.000000	PASS
Emission Bandwidth 26 dB	5825.000	24.0	20.000000	PASS
Minimum Emission Bandwidth 6 dB	5825.000	24.0	20.000000	PASS
Occupied Channel Bandwidth 99%	5825.000	24.0	20.000000	PASS
Tx Spurious Emission	5825.000	24.0	20.000000	PASS

## Emission Bandwidth 26 dB (5745 MHz; 24.000 dBm; 20 MHz)

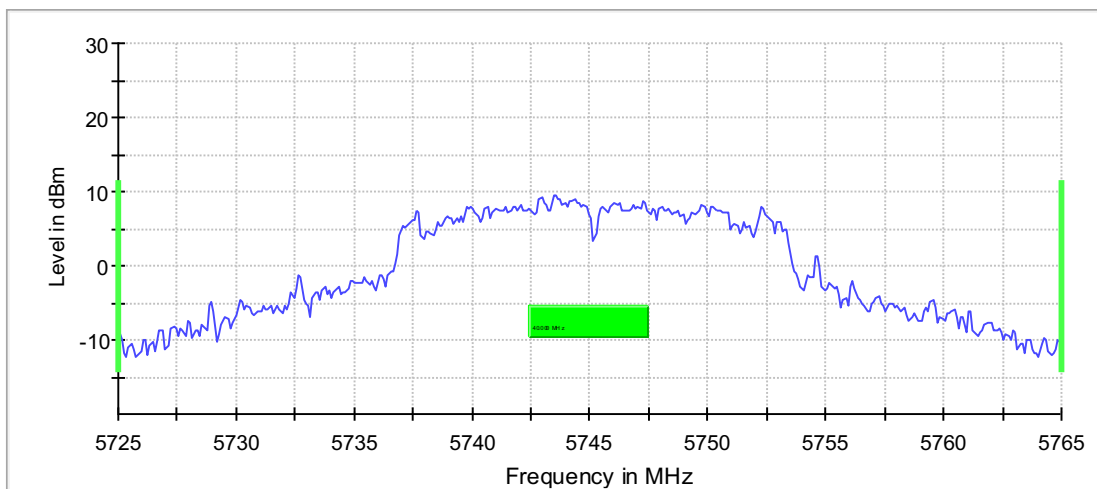
Customized settings.

### 26 dB Bandwidth

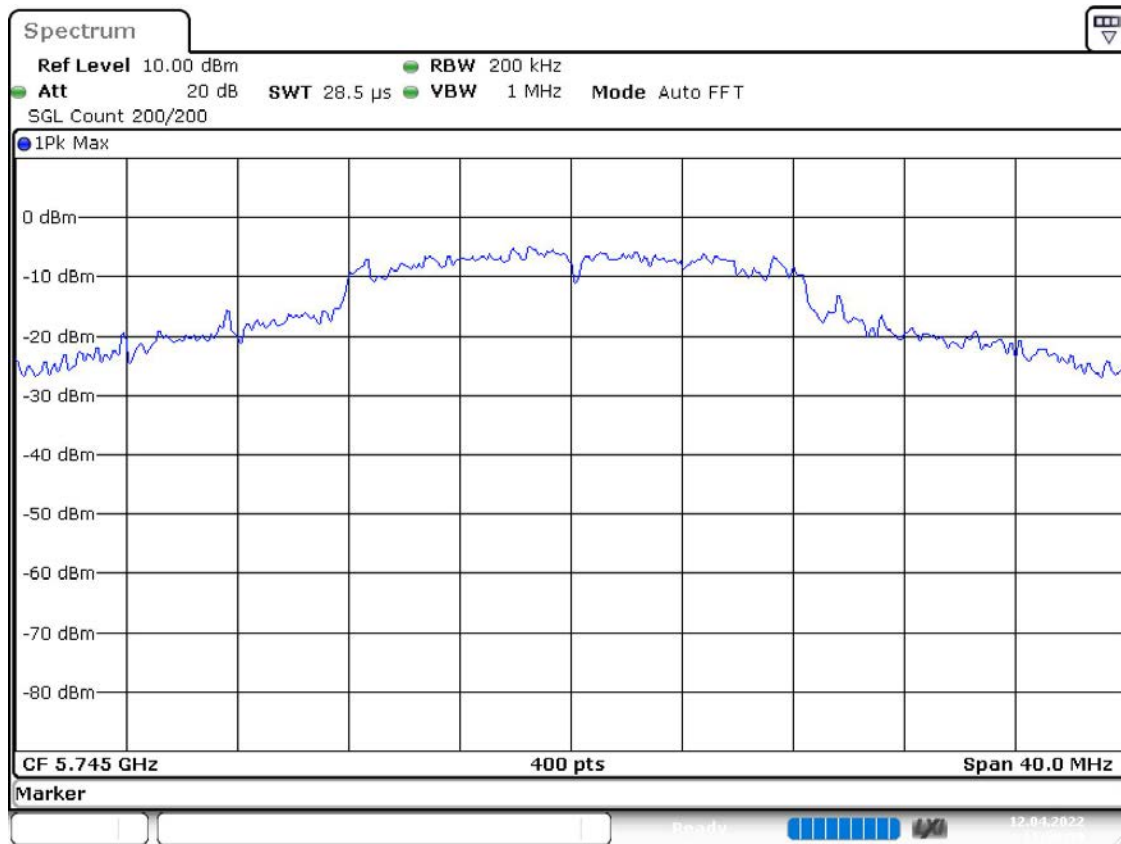
DUT Frequency (MHz)	Bandwidth (MHz)	Limit Min (MHz)	Limit Max (MHz)	Band Edge Left (MHz)	Band Edge Right (MHz)
5745.000000	40.000000	---	---	5725.000000	5765.000000

(continuation of the "26 dB Bandwidth" table from column 6 ...)

DUT Frequency (MHz)	Max Level (dBm)	Result
5745.000000	9.6	PASS



## Bandwidth



Date: 12.APR.2022 11:39:00

## Measurement

Setting	Instrument Value	Target Value
Start Frequency	5.72500 GHz	5.72500 GHz
Stop Frequency	5.76500 GHz	5.76500 GHz
Span	40.000 MHz	40.000 MHz
RBW	200.000 kHz	~ 200.000 kHz
VBW	1.000 MHz	>= 600.000 kHz
SweepPoints	400	~ 400
SweepTime	28.477 $\mu$ s	AUTO
Reference Level	10.000 dBm	AUTO
Attenuation	20.000 dB	20.000 dB
Detector	MaxPeak	MaxPeak
SweepCount	200	200
Filter	3 dB	3 dB
Trace Mode	Max Hold	Max Hold
SweepType	FFT	AUTO
Preamp	off	off

**RF output power (5745 MHz; 24.000 dBm; 20 MHz)**

Customized settings.

**Result**

DUT Frequency (MHz)	Gated RMS (dBm)	Limit Max (dBm)	Gated EIRP (dBm)	DutyCycle (%)	Result
5745.000000	28.9	30.0	28.9	88.449	PASS

**OSP PowerMeter settings**

Setting	Instrument Value	Target Value
Measurement Time	1.000 s	1.000 s
Points	1000000	1000000
Time resolution	1.000 µs	1.000 µs

**Power Spectral Density (5745 MHz; 24.000 dBm; 20 MHz)**

Customized settings.

**Result**

DUT Frequency (MHz)	Frequency (MHz)	PSD (dBm)	Limit Max (dBm)	Result
5745.000000	5745.990099	11.691	30.0	PASS

**Ports**

Port	State
1	used
2	used
3	used
4	used

**Measurement**

Setting	Instrument Value	Target Value
Start Frequency	5.73500 GHz	5.73500 GHz
Stop Frequency	5.75500 GHz	5.75500 GHz
Span	20.000 MHz	20.000 MHz
RBW	500.000 kHz	<= 500.000 kHz
VBW	2.000 MHz	>= 1.500 MHz
SweepPoints	101	~ 80
SweepTime	2.020 ms	2.020 ms
Reference Level	20.000 dBm	20.000 dBm
Attenuation	40.000 dB	AUTO
Detector	RMS	RMS
SweepCount	100	100
Filter	3 dB	3 dB
Trace Mode	Average Power	Average Power
SweepType	FFT	AUTO
Preamp	off	off

## Minimum Emission Bandwidth 6 dB (5745 MHz; 24.000 dBm; 20 MHz)

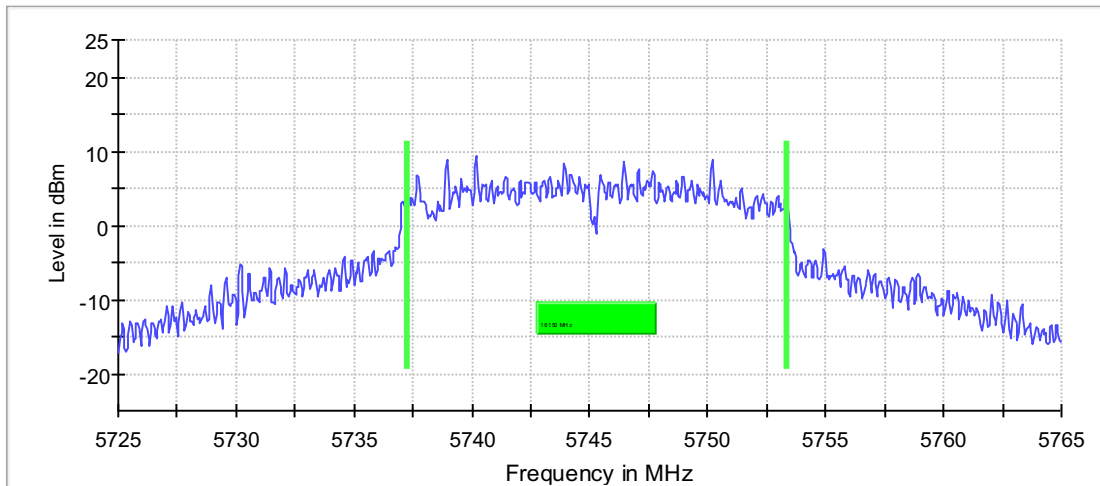
Customized settings.

### 6 dB Bandwidth

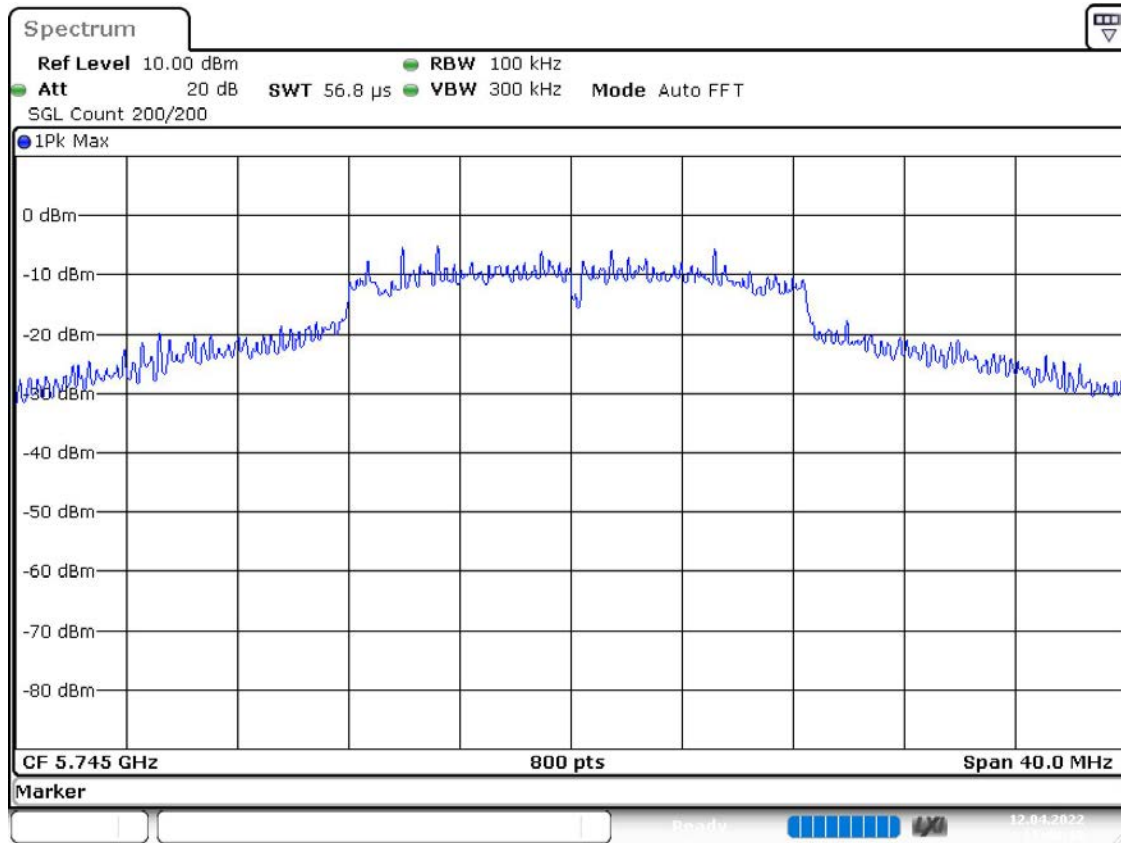
DUT Frequency (MHz)	Bandwidth (MHz)	Limit Min (MHz)	Limit Max (MHz)	Band Edge Left (MHz)	Band Edge Right (MHz)
5745.000000	16.150000	0.500000	---	5737.225000	5753.375000

(continuation of the "6 dB Bandwidth" table from column 6 ...)

DUT Frequency (MHz)	Max Level (dBm)	Result
5745.000000	9.3	PASS



Bandwidth



Date: 12.APR.2022 11:40:18

## Measurement

Setting	Instrument Value	Target Value
Start Frequency	5.72500 GHz	5.72500 GHz
Stop Frequency	5.76500 GHz	5.76500 GHz
Span	40.000 MHz	40.000 MHz
RBW	100.000 kHz	~ 100.000 kHz
VBW	300.000 kHz	~ 300.000 kHz
SweepPoints	800	~ 800
SweepTime	56.836 $\mu$ s	AUTO
Reference Level	10.000 dBm	AUTO
Attenuation	20.000 dB	20.000 dB
Detector	MaxPeak	MaxPeak
SweepCount	200	200
Filter	3 dB	3 dB
Trace Mode	Max Hold	Max Hold
Sweeptype	FFT	AUTO
Preamp	off	off

## Occupied Channel Bandwidth 99% (5745 MHz; 24.000 dBm; 20 MHz)

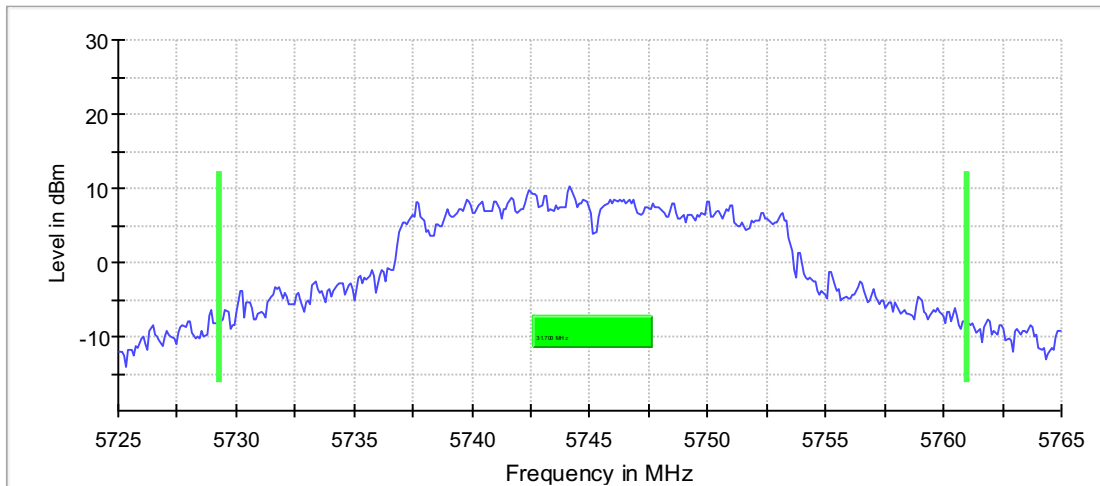
Customized settings.

### 99 % Bandwidth

DUT Frequency (MHz)	Bandwidth (MHz)	Limit Min (MHz)	Limit Max (MHz)	Band Edge Left (MHz)	Band Edge Right (MHz)
5745.000000	31.700000	---	---	5729.250000	5760.950000

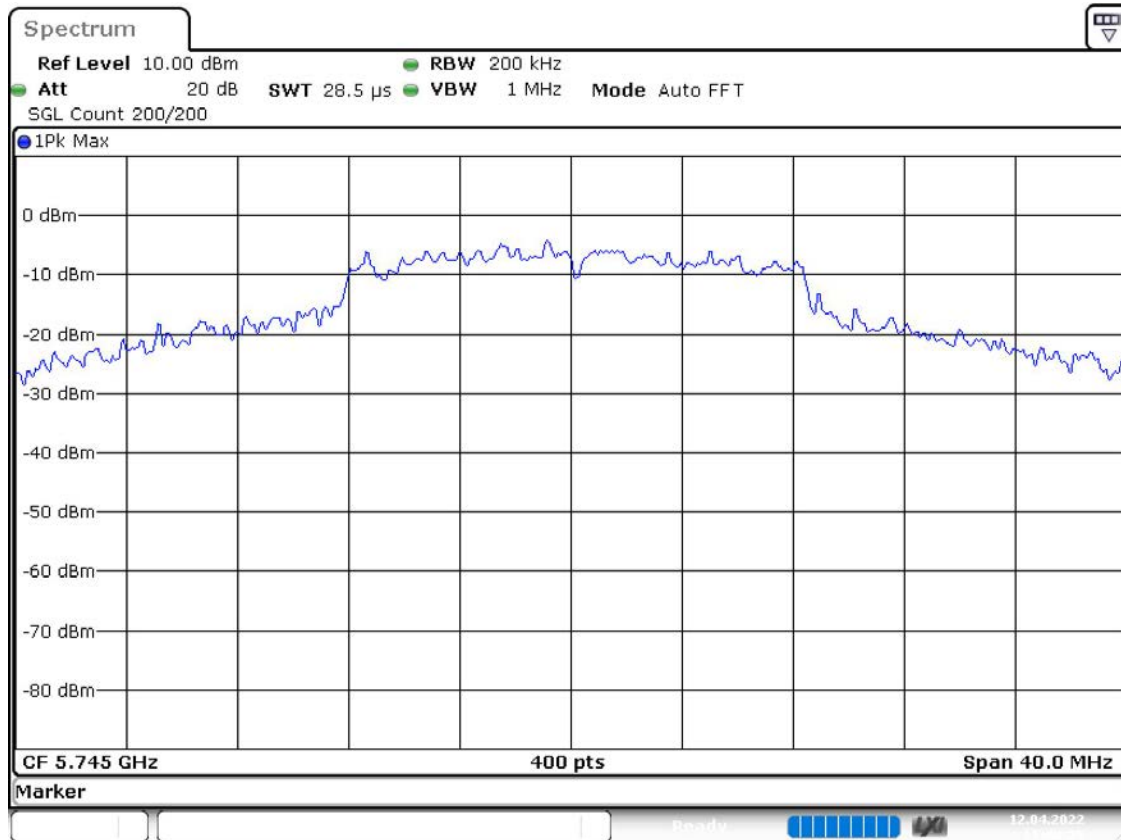
(continuation of the "99 % Bandwidth" table from column 6 ...)

DUT Frequency (MHz)	Result
5745.000000	PASS



Bandwidth





Date: 12.APR.2022 11:40:25

## Measurement

Setting	Instrument Value	Target Value
Start Frequency	5.72500 GHz	5.72500 GHz
Stop Frequency	5.76500 GHz	5.76500 GHz
Span	40.000 MHz	40.000 MHz
RBW	200.000 kHz	$\geq 200.000$ kHz
VBW	1.000 MHz	$\geq 600.000$ kHz
SweepPoints	400	$\sim 400$
SweepTime	28.477 $\mu$ s	AUTO
Reference Level	10.000 dBm	AUTO
Attenuation	20.000 dB	20.000 dB
Detector	MaxPeak	MaxPeak
SweepCount	200	200
Filter	3 dB	3 dB
Trace Mode	Max Hold	Max Hold
Sweeptype	FFT	AUTO
Preamp	off	off

**Tx Spurious Emission (5745 MHz; 24.000 dBm; 20 MHz)**

Customized settings.

**Result**

DUT Frequency (MHz)	Result
5745.000000	PASS

**Final measurements**

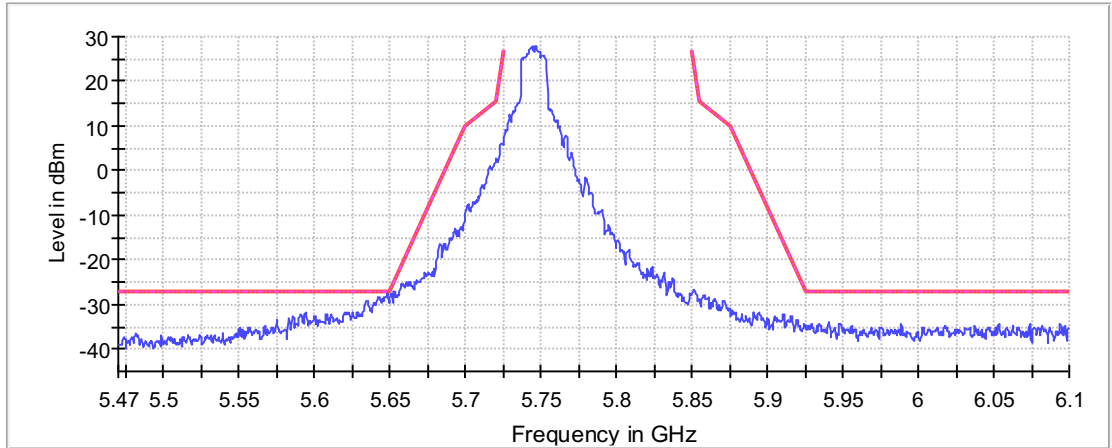
Frequency (MHz)	Level Pre Measurement (dBm)	level (dBm)	Limit (dBm)	Margin (dB)	Result
---	---	---	---	---	---

**Pre Measurements**

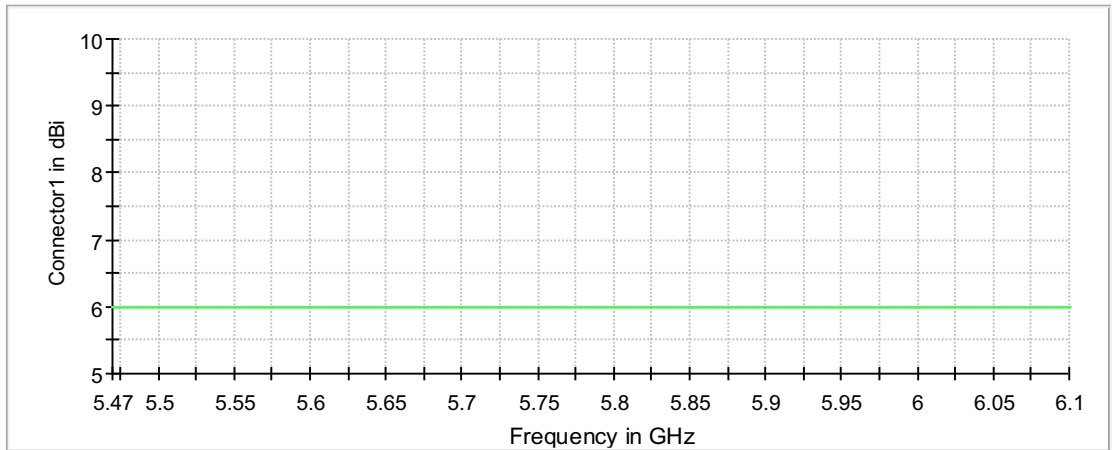
Frequency (MHz)	Level (dBm)	Margin (dB)	Limit (dBm)
5648.250000	-27.5	0.5	-27.0
5647.750000	-27.8	0.8	-27.0
5648.750000	-28.2	1.2	-27.0
5647.250000	-28.2	1.2	-27.0
5646.750000	-28.2	1.2	-27.0
5646.250000	-28.3	1.3	-27.0
5642.250000	-28.3	1.3	-27.0
5642.750000	-28.3	1.3	-27.0
5643.250000	-28.4	1.4	-27.0
5651.250000	-27.7	1.6	-26.1
5650.750000	-28.1	1.6	-26.4
5650.250000	-28.5	1.7	-26.8
5645.250000	-28.8	1.8	-27.0
5644.750000	-28.8	1.8	-27.0
5641.750000	-28.9	1.9	-27.0

**Measurement Settings**

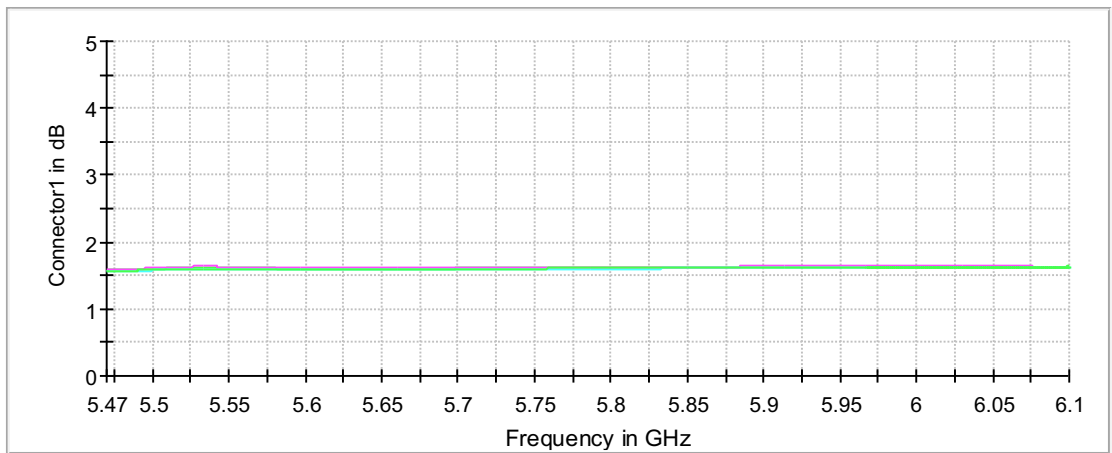
Start Frequency (MHz)	Stop Frequency (MHz)	Pre Measurement	Final Measurement
5470.000000	6100.000000	2	2



— Limit    - - - Threshold    × Critical    × Final Critical    — Sum Level



— Connector1    — Connector2    — Connector3    — Connector4



— Connector1    — Connector2    — Connector3    — Connector4

## Pre Measurement 2

Setting	Instrument Value	Target Value
RBW	1.000 MHz	<= 1.000 MHz
VBW	3.000 MHz	>= 3.000 MHz
SweepPoints	1260	~ 1260
Sweeptime	85.781 $\mu$ s	AUTO
Reference Level	10.000 dBm	AUTO
Attenuation	20.000 dB	0.000 dB
Detector	MaxPeak	MaxPeak
SweepCount	30	30
Filter	3 dB	3 dB
Trace Mode	Max Hold	Max Hold
Sweeptype	FFT	AUTO
Preamp	off	off

## Emission Bandwidth 26 dB (5775 MHz; 24.000 dBm; 20 MHz)

Customized settings.

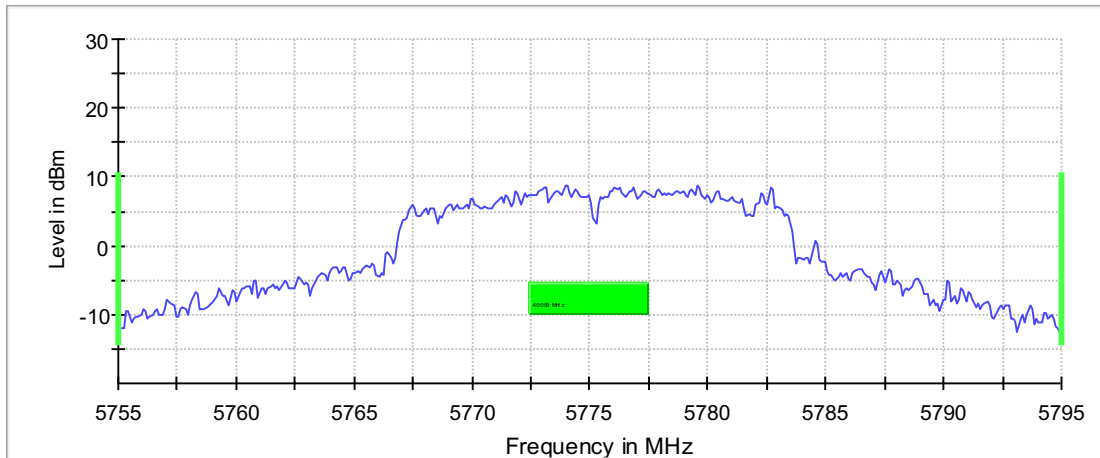
### 26 dB Bandwidth

DUT Frequency (MHz)	Bandwidth (MHz)	Limit Min (MHz)	Limit Max (MHz)	Band Edge Left (MHz)	Band Edge Right (MHz)
5775.000000	40.000000	---	---	5755.000000	5795.000000

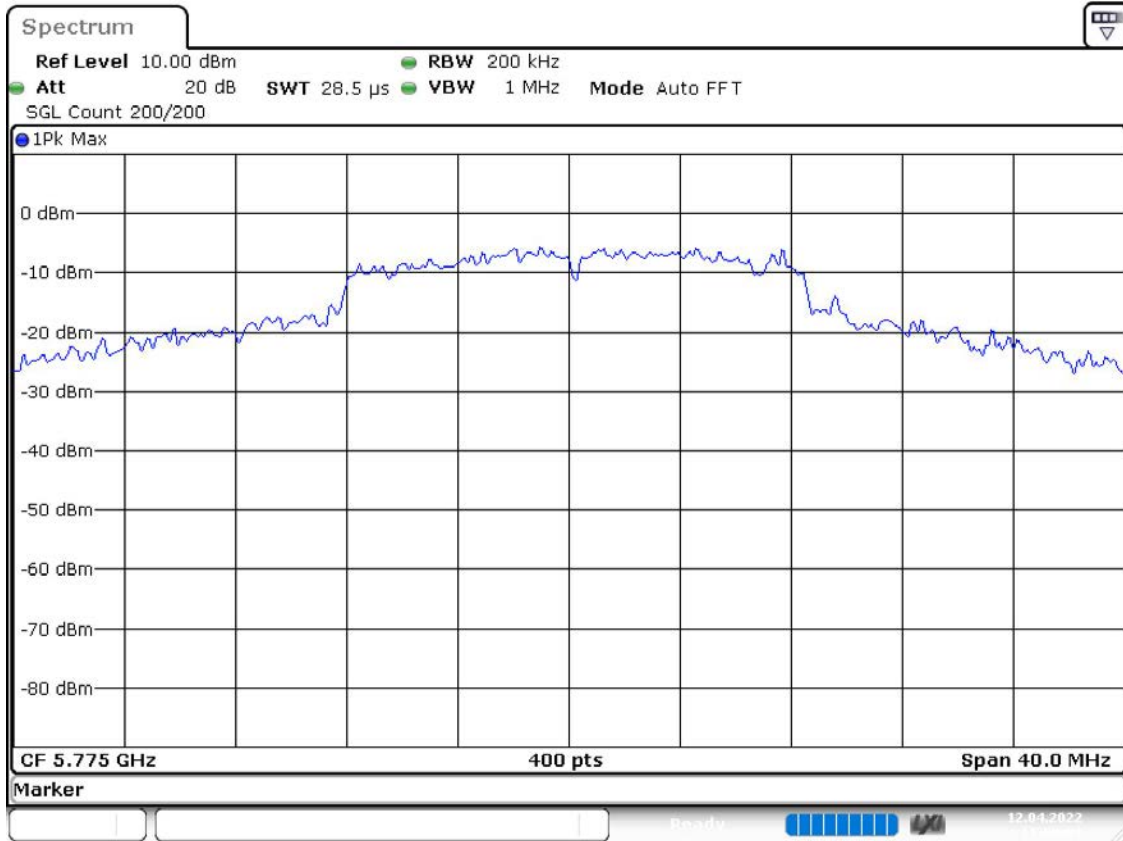
(continuation of the "26 dB Bandwidth" table from column 6 ...)

DUT Frequency (MHz)	Max Level (dBm)	Result
5775.000000	8.8	PASS

26 dB Bandwidth



Bandwidth



Date: 12.APR.2022 11:58:02

### Minimum Emission Bandwidth 6 dB (5775 MHz; 24.000 dBm; 20 MHz)

Customized settings.

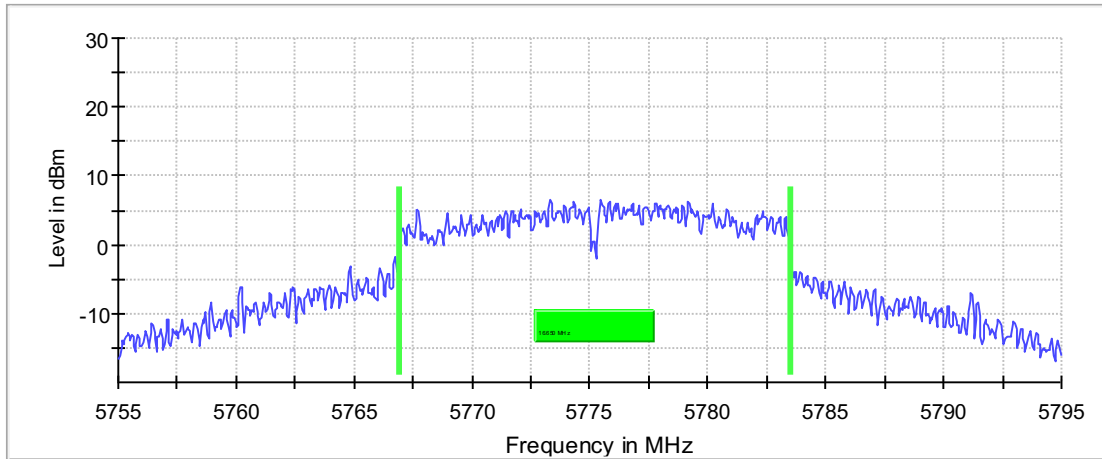
### 6 dB Bandwidth

DUT Frequency (MHz)	Bandwidth (MHz)	Limit Min (MHz)	Limit Max (MHz)	Band Edge Left (MHz)	Band Edge Right (MHz)
5775.000000	16.650000	0.500000	---	5766.875000	5783.525000

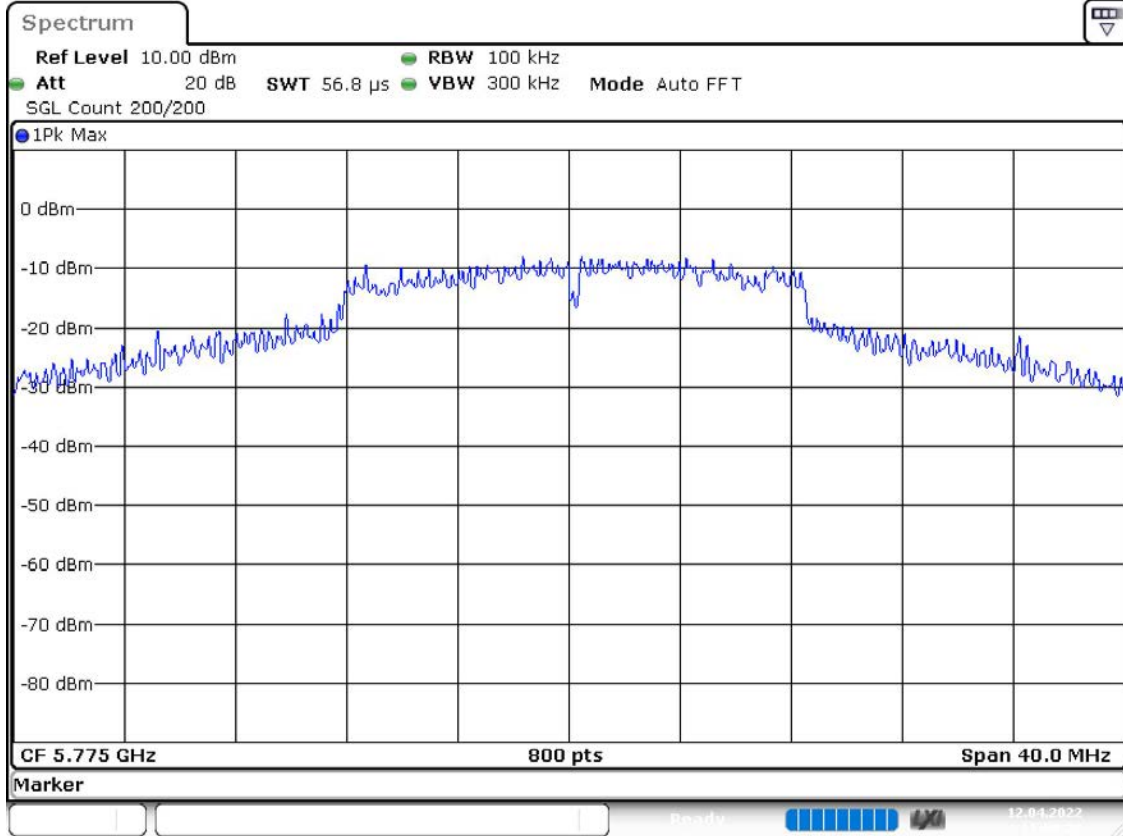
(continuation of the "6 dB Bandwidth" table from column 6 ...)

DUT Frequency (MHz)	Max Level (dBm)	Result
5775.000000	6.4	PASS

6 dB Bandwidth



Bandwidth



Date: 12.APR.2022 11:59:22

## Occupied Channel Bandwidth 99% (5775 MHz; 24.000 dBm; 20 MHz)

Customized settings.

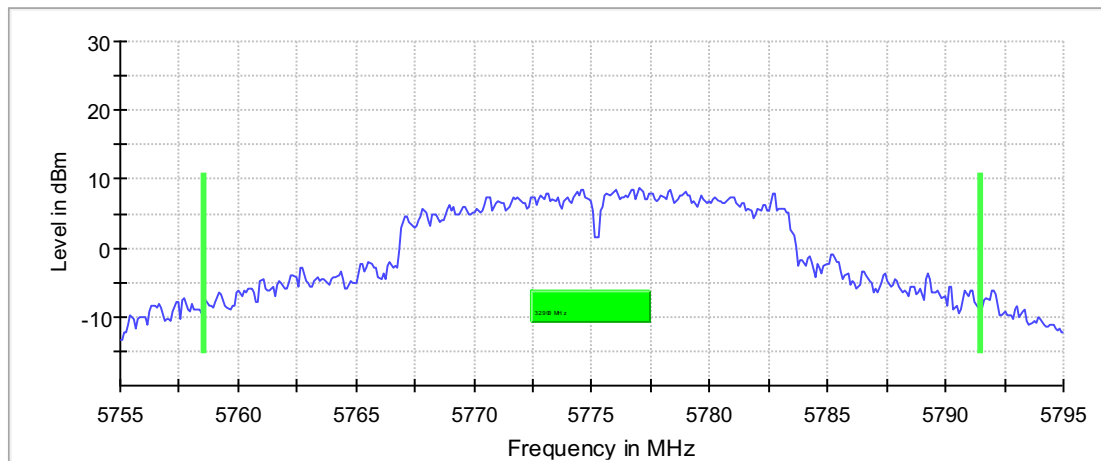
### 99 % Bandwidth

DUT Frequency (MHz)	Bandwidth (MHz)	Limit Min (MHz)	Limit Max (MHz)	Band Edge Left (MHz)	Band Edge Right (MHz)
5775.000000	32.900000	---	---	5758.550000	5791.450000

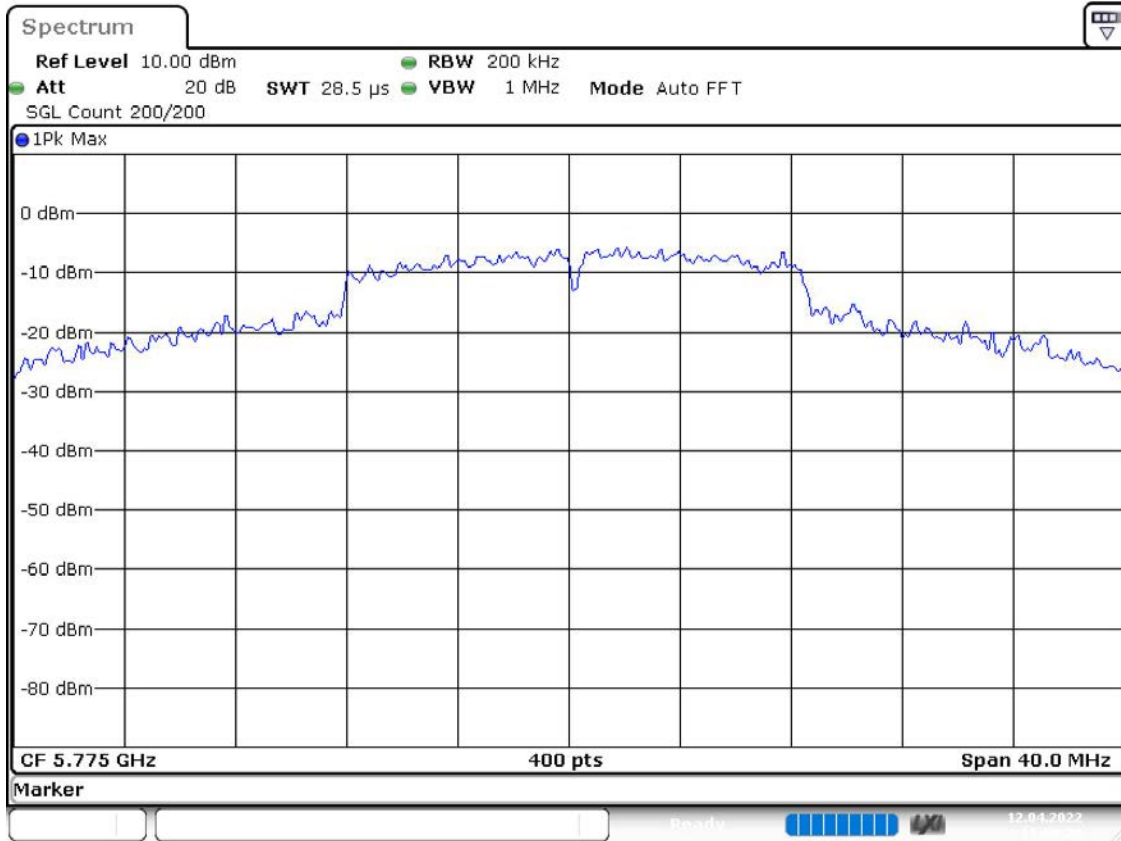
(continuation of the "99 % Bandwidth" table from column 6 ...)

DUT Frequency (MHz)	Result
5775.000000	PASS

99 % Bandwidth



Bandwidth



Date: 12.APR.2022 11:59:29

## Tx Spurious Emission (5775 MHz; 24.000 dBm; 20 MHz)

Customized settings.

### Result

DUT Frequency (MHz)	Result
5775.000000	PASS

### Final measurements

Frequency (MHz)	Level Pre Measurement (dBm)	level (dBm)	Limit (dBm)	Margin (dB)	Result
---	---	---	---	---	---

### Pre Measurements

Frequency (MHz)	Level (dBm)	Margin (dB)	Limit (dBm)
5636.750000	-31.6	4.6	-27.0
5645.250000	-31.6	4.6	-27.0

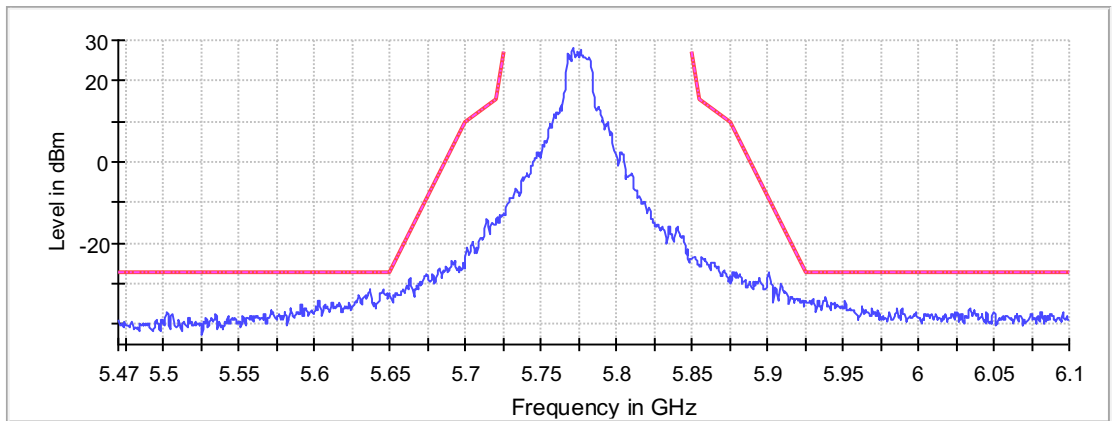


5636.25000	-31.8	4.8	-27.0
5645.75000	-31.8	4.8	-27.0
5637.25000	-31.9	4.9	-27.0
5646.25000	-32.2	5.2	-27.0
5644.25000	-32.2	5.2	-27.0
5644.75000	-32.3	5.3	-27.0
5643.75000	-32.3	5.3	-27.0
5635.75000	-32.4	5.4	-27.0
5649.25000	-32.4	5.4	-27.0
5647.75000	-32.5	5.5	-27.0
5649.75000	-32.5	5.5	-27.0
5633.75000	-32.7	5.7	-27.0
5635.25000	-32.8	5.8	-27.0

### Measurement Settings

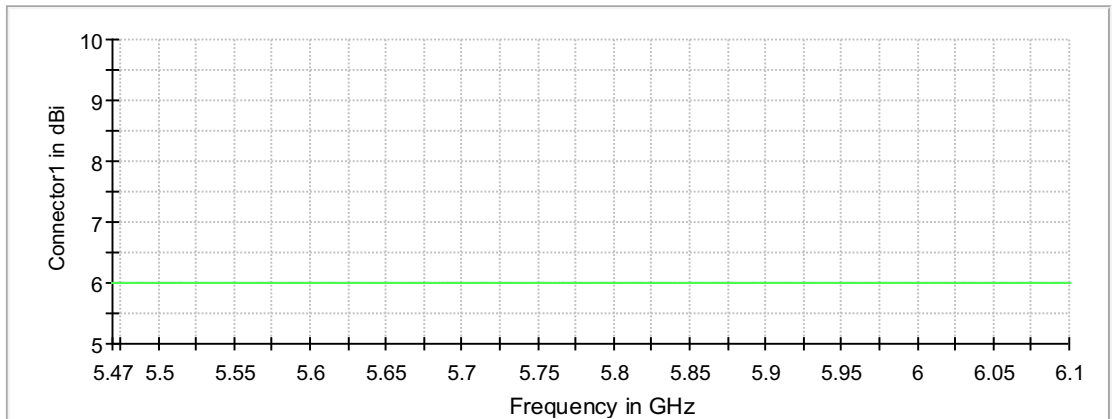
Start Frequency (MHz)	Stop Frequency (MHz)	Pre Measurement	Final Measurement
5470.000000	6100.000000	2	2

Spurious

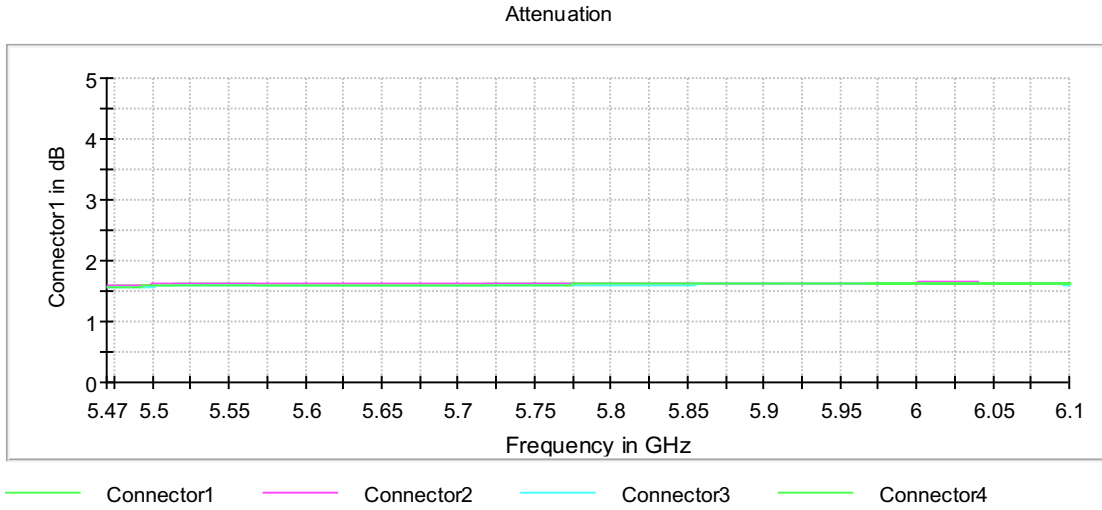


— Limit    - - - - Threshold    × Critical    × Final Critical    — Sum Level

Gain



— Connector1    — Connector2    — Connector3    — Connector4



### Emission Bandwidth 26 dB (5825 MHz; 24.000 dBm; 20 MHz)

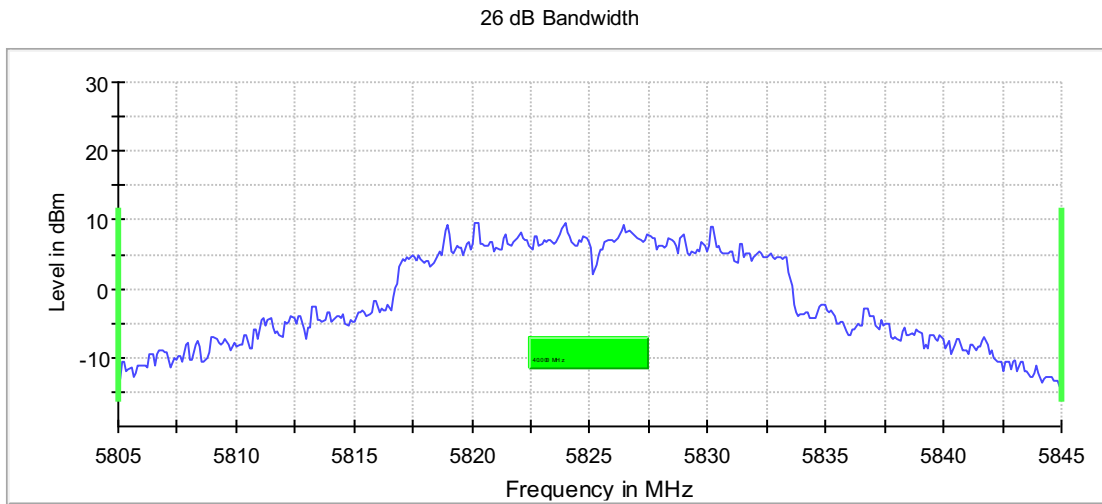
Customized settings.

### 26 dB Bandwidth

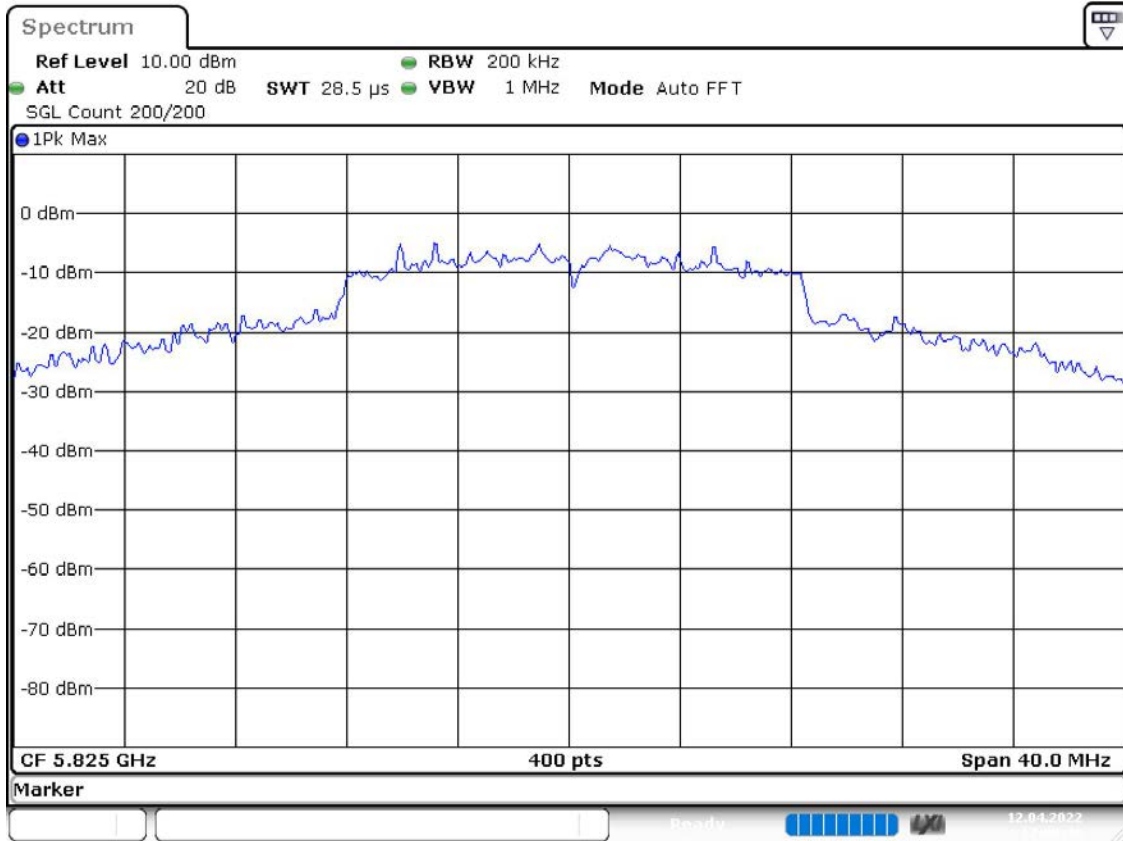
DUT Frequency (MHz)	Bandwidth (MHz)	Limit Min (MHz)	Limit Max (MHz)	Band Edge Left (MHz)	Band Edge Right (MHz)
5825.000000	40.000000	---	---	5805.000000	5845.000000

(continuation of the "26 dB Bandwidth" table from column 6 ...)

DUT Frequency (MHz)	Max Level (dBm)	Result
5825.000000	9.6	PASS



Bandwidth



Date: 12.APR.2022 12:00:46

### Minimum Emission Bandwidth 6 dB (5825 MHz; 24.000 dBm; 20 MHz)

Customized settings.

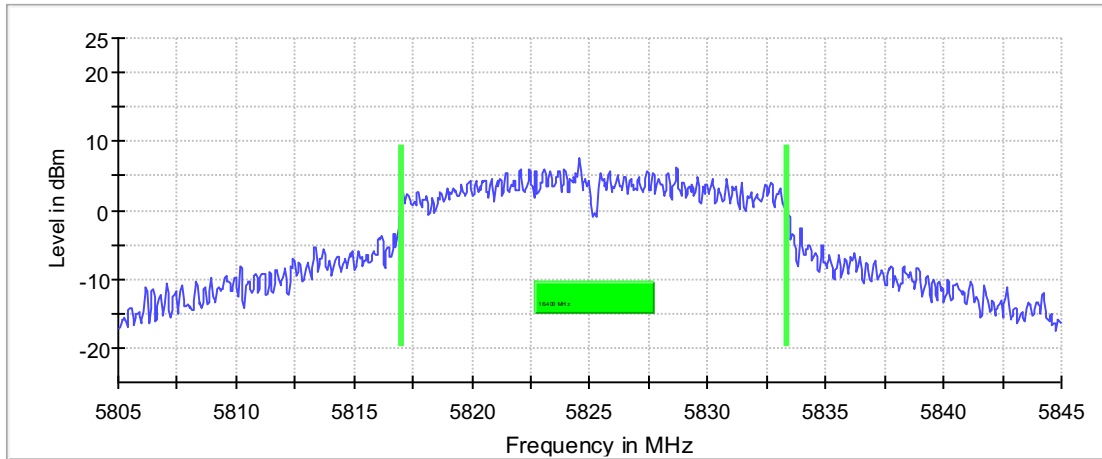
### 6 dB Bandwidth

DUT Frequency (MHz)	Bandwidth (MHz)	Limit Min (MHz)	Limit Max (MHz)	Band Edge Left (MHz)	Band Edge Right (MHz)
5825.000000	16.400000	0.500000	---	5816.975000	5833.375000

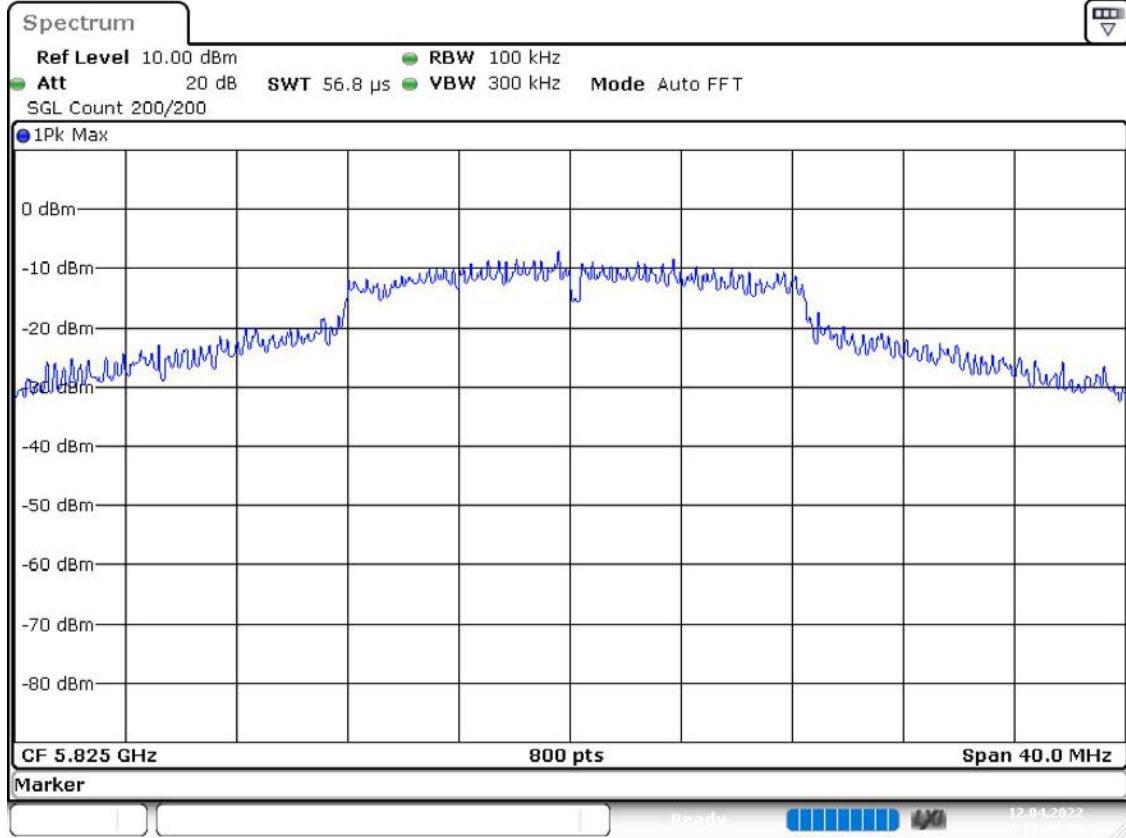
(continuation of the "6 dB Bandwidth" table from column 6 ...)

DUT Frequency (MHz)	Max Level (dBm)	Result
5825.000000	7.6	PASS

6 dB Bandwidth



Bandwidth



Date: 12.APR.2022 12:02:07

## Occupied Channel Bandwidth 99% (5825 MHz; 24.000 dBm; 20 MHz)

Customized settings.

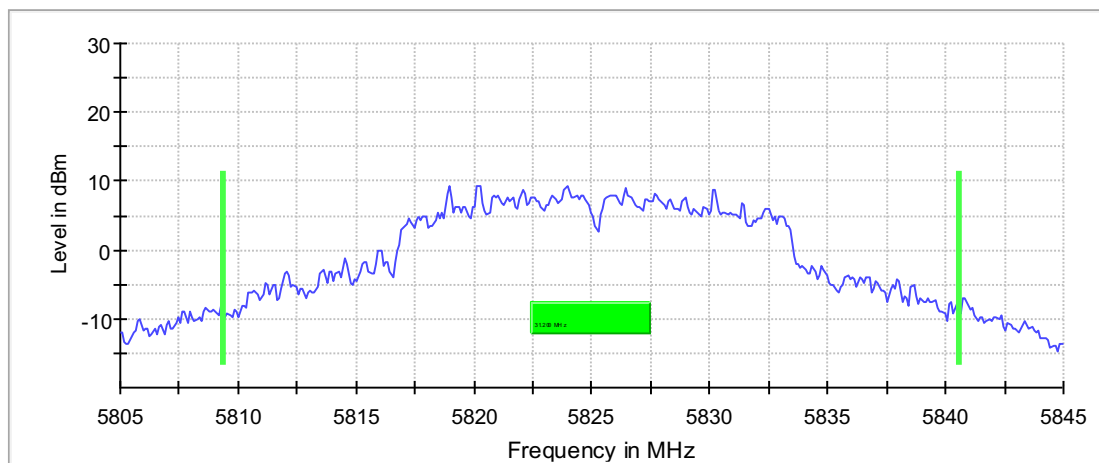
### 99 % Bandwidth

DUT Frequency (MHz)	Bandwidth (MHz)	Limit Min (MHz)	Limit Max (MHz)	Band Edge Left (MHz)	Band Edge Right (MHz)
5825.000000	31.200000	---	---	5809.350000	5840.550000

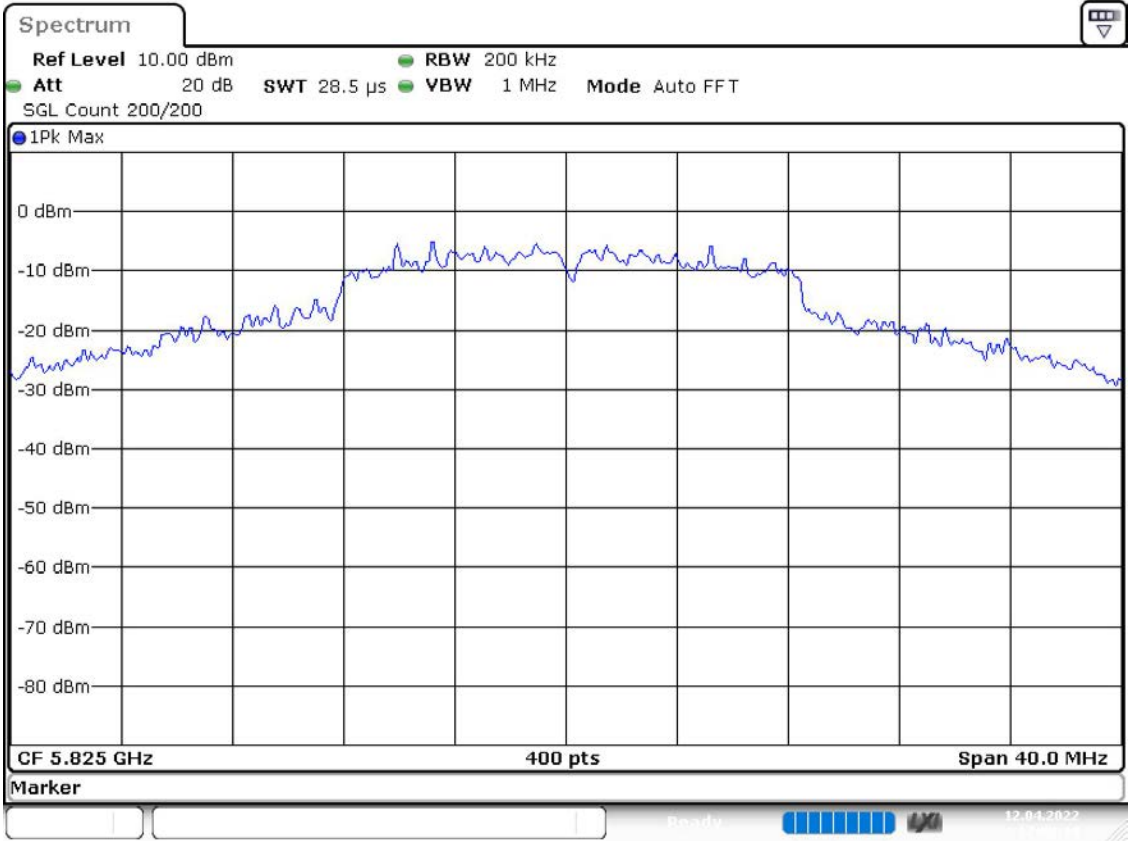
(continuation of the "99 % Bandwidth" table from column 6 ...)

DUT Frequency (MHz)	Result
5825.000000	PASS

99 % Bandwidth



Bandwidth



Date: 12.APR.2022 12:02:15

**Tx Spurious Emission (5825 MHz; 24.000 dBm; 20 MHz)**

Customized settings.

**Result**

DUT Frequency (MHz)	Result
5825.000000	PASS

**Final measurements**

Frequency (MHz)	Level Pre Measurement (dBm)	level (dBm)	Limit (dBm)	Margin (dB)	Result
---	---	---	---	---	---

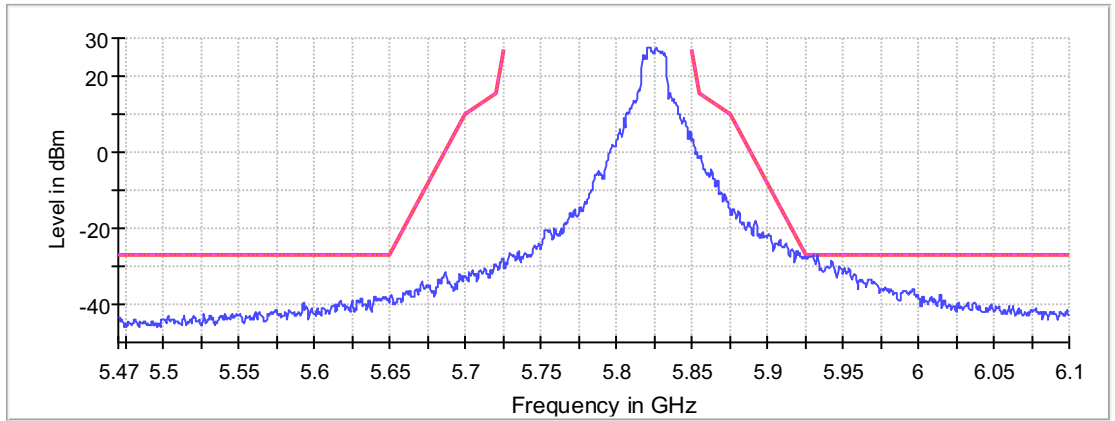
**Pre Measurements**

Frequency (MHz)	Level (dBm)	Margin (dB)	Limit (dBm)
5930.250000	-27.0	0.0	-27.0
5933.250000	-27.2	0.2	-27.0
5929.750000	-27.3	0.3	-27.0
5933.750000	-27.3	0.3	-27.0
5930.750000	-27.4	0.4	-27.0
5928.750000	-27.5	0.5	-27.0
5928.250000	-27.6	0.6	-27.0
5929.250000	-27.6	0.6	-27.0
5932.750000	-27.6	0.6	-27.0
5927.750000	-27.7	0.7	-27.0
5926.750000	-27.7	0.7	-27.0
5927.250000	-27.7	0.7	-27.0
5925.250000	-27.7	0.7	-27.0
5926.250000	-27.8	0.8	-27.0
5925.750000	-27.8	0.8	-27.0

**Measurement Settings**

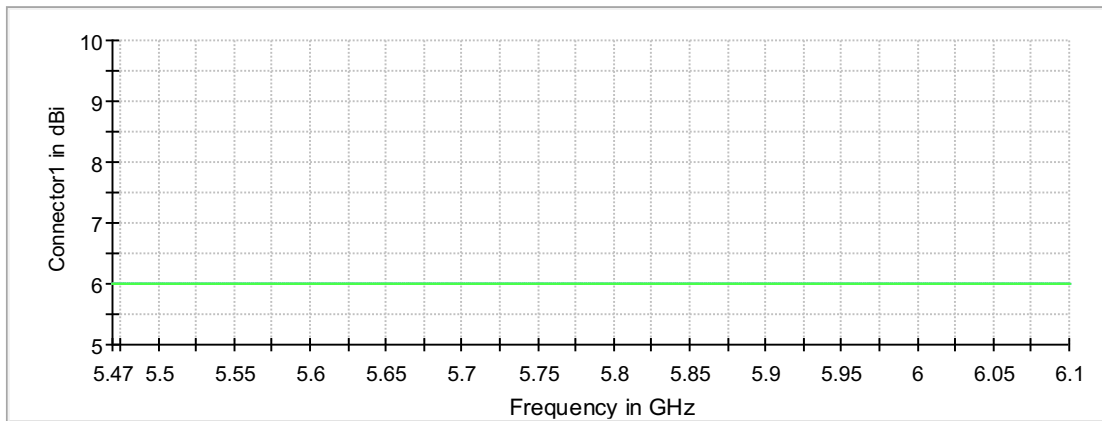
Start Frequency (MHz)	Stop Frequency (MHz)	Pre Measurement	Final Measurement
5470.000000	6100.000000	2	2

Spurious



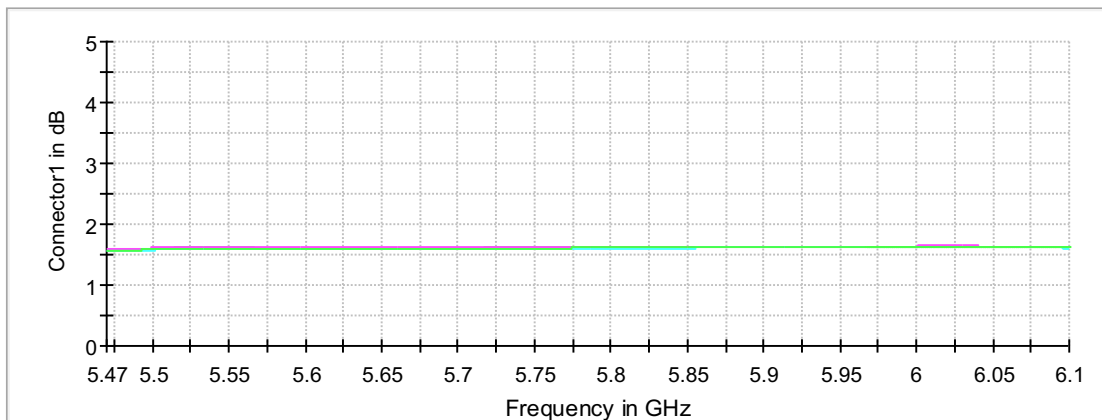
— Limit    - - - Threshold    × Critical    × Final Critical    — Sum Level

Gain



— Connector1    — Connector2    — Connector3    — Connector4

Attenuation



— Connector1    — Connector2    — Connector3    — Connector4



## 2 VHT Mode

### Summary

Test	Frequency (MHz)	Nominal Power (dBm)	Nominal Bandwidth (MHz)	Result
Emission Bandwidth 26 dB	5745.000	24.0	20.000000	PASS
RF output power	5745.000	24.0	20.000000	PASS
Power Spectral Density	5745.000	24.0	20.000000	PASS
Minimum Emission Bandwidth 6 dB	5745.000	24.0	20.000000	PASS
Occupied Channel Bandwidth 99%	5745.000	24.0	20.000000	PASS
Tx Spurious Emission	5745.000	24.0	20.000000	PASS
Emission Bandwidth 26 dB	5775.000	24.0	20.000000	PASS
Minimum Emission Bandwidth 6 dB	5775.000	24.0	20.000000	PASS
Occupied Channel Bandwidth 99%	5775.000	24.0	20.000000	PASS
Tx Spurious Emission	5775.000	24.0	20.000000	PASS
Emission Bandwidth 26 dB	5825.000	24.0	20.000000	PASS
Minimum Emission Bandwidth 6 dB	5825.000	24.0	20.000000	PASS
Occupied Channel Bandwidth 99%	5825.000	24.0	20.000000	PASS
Tx Spurious Emission	5825.000	24.0	20.000000	PASS
Emission Bandwidth 26 dB	5755.000	24.0	40.000000	PASS
Minimum Emission Bandwidth 6 dB	5755.000	24.0	40.000000	PASS
Occupied Channel Bandwidth 99%	5755.000	24.0	40.000000	PASS
Tx Spurious Emission	5755.000	24.0	40.000000	PASS
Emission Bandwidth 26 dB	5775.000	24.0	40.000000	PASS
Minimum Emission Bandwidth 6 dB	5775.000	24.0	40.000000	PASS
Occupied Channel Bandwidth 99%	5775.000	24.0	40.000000	PASS
Tx Spurious Emission	5775.000	24.0	40.000000	PASS
Emission Bandwidth 26 dB	5795.000	24.0	40.000000	PASS
Minimum Emission Bandwidth 6 dB	5795.000	24.0	40.000000	PASS
Occupied Channel Bandwidth 99%	5795.000	24.0	40.000000	PASS
Tx Spurious Emission	5795.000	24.0	40.000000	PASS
Emission Bandwidth 26 dB	5775.000	24.0	80.000000	PASS
Minimum Emission Bandwidth 6 dB	5775.000	24.0	80.000000	PASS
Occupied Channel Bandwidth 99%	5775.000	24.0	80.000000	PASS
Tx Spurious Emission	5775.000	24.0	80.000000	PASS

### Emission Bandwidth 26 dB (5745 MHz; 24.000 dBm; 20 MHz)

Customized settings.

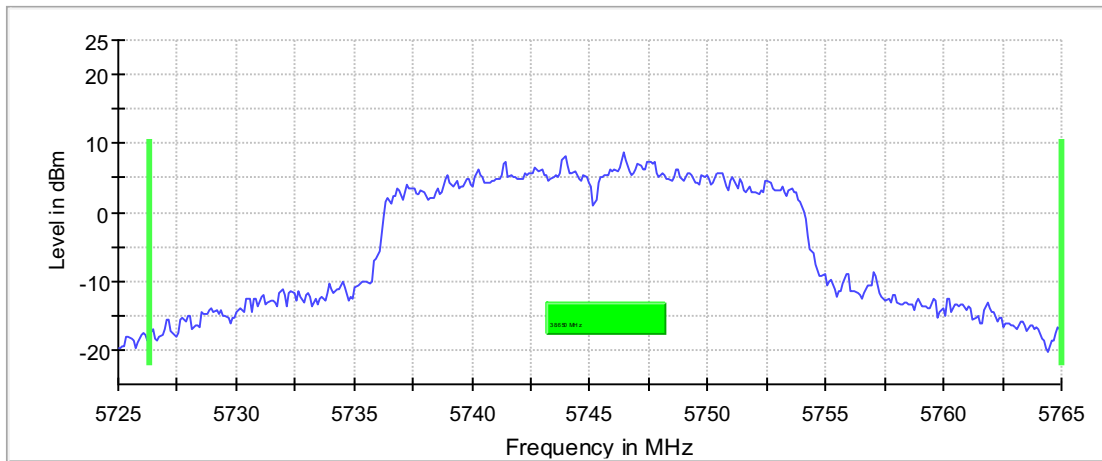
### 26 dB Bandwidth

DUT Frequency (MHz)	Bandwidth (MHz)	Limit Min (MHz)	Limit Max (MHz)	Band Edge Left (MHz)	Band Edge Right (MHz)
5745.000000	38.650000	---	---	5726.350000	5765.000000

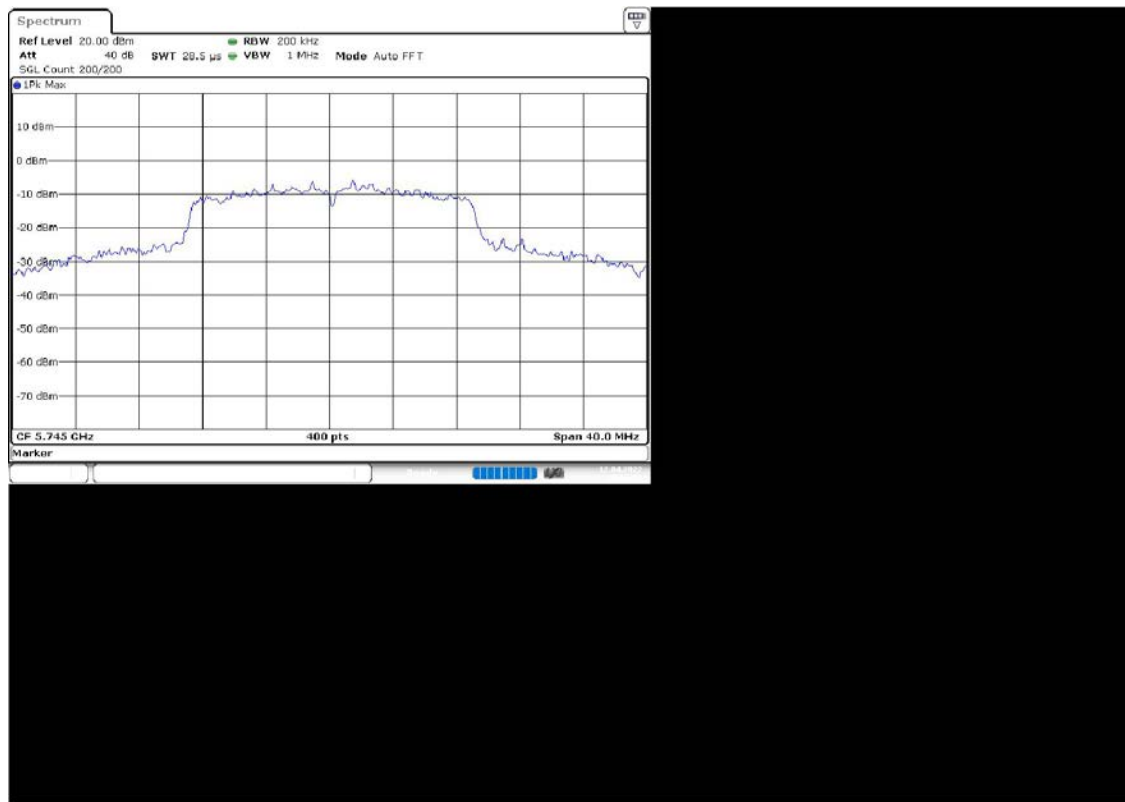
(continuation of the "26 dB Bandwidth" table from column 6 ...)

DUT Frequency (MHz)	Max Level (dBm)	Result
5745.000000	8.6	PASS

26 dB Bandwidth



Bandwidth



Date: 12.APR.2022 17:00:53

## Measurement

Setting	Instrument Value	Target Value
Start Frequency	5.72500 GHz	5.72500 GHz
Stop Frequency	5.76500 GHz	5.76500 GHz
Span	40.000 MHz	40.000 MHz
RBW	200.000 kHz	~ 200.000 kHz
VBW	1.000 MHz	>= 600.000 kHz
SweepPoints	400	~ 400
Sweeptime	28.477 µs	AUTO
Reference Level	20.000 dBm	20.000 dBm
Attenuation	40.000 dB	AUTO
Detector	MaxPeak	MaxPeak
SweepCount	200	200
Filter	3 dB	3 dB
Trace Mode	Max Hold	Max Hold
SweepType	FFT	AUTO
Preamp	off	off

## RF output power (5745 MHz; 24.000 dBm; 20 MHz)

Customized settings.

## Result

DUT Frequency (MHz)	Gated RMS (dBm)	Limit Max (dBm)	Gated EIRP (dBm)	DutyCycle (%)	Result
5745.000000	26.9	30.0	26.9	91.198	PASS

## OSP PowerMeter settings

Setting	Instrument Value	Target Value
Measurement Time	1.000 s	1.000 s
Points	1000000	1000000
Time resolution	1.000 µs	1.000 µs

**Power Spectral Density (5745 MHz; 24.000 dBm; 20 MHz)**

Customized settings.

**Result**

DUT Frequency (MHz)	Frequency (MHz)	PSD (dBm)	Limit Max (dBm)	Result
5745.000000	5745.990099	9.777	30.0	PASS

**Ports**

Port	State
1	used
2	used
3	used
4	used

**Measurement**

Setting	Instrument Value	Target Value
Start Frequency	5.73500 GHz	5.73500 GHz
Stop Frequency	5.75500 GHz	5.75500 GHz
Span	20.000 MHz	20.000 MHz
RBW	500.000 kHz	<= 500.000 kHz
VBW	2.000 MHz	>= 1.500 MHz
SweepPoints	101	~ 80
SweepTime	2.020 ms	2.020 ms
Reference Level	20.000 dBm	20.000 dBm
Attenuation	40.000 dB	AUTO
Detector	RMS	RMS
SweepCount	100	100
Filter	3 dB	3 dB
Trace Mode	Average Power	Average Power
SweepType	FFT	AUTO
Preamp	off	off

## Minimum Emission Bandwidth 6 dB (5745 MHz; 24.000 dBm; 20 MHz)

Customized settings.

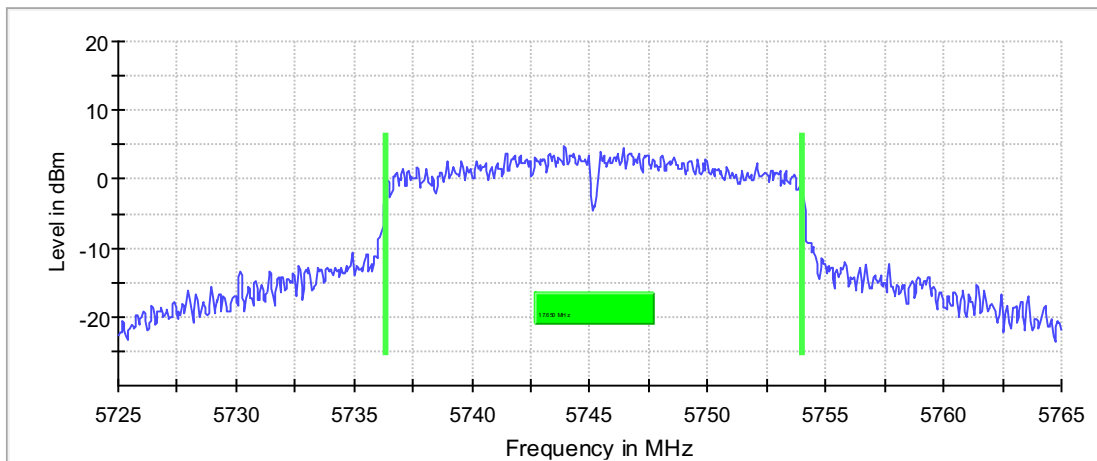
### 6 dB Bandwidth

DUT Frequency (MHz)	Bandwidth (MHz)	Limit Min (MHz)	Limit Max (MHz)	Band Edge Left (MHz)	Band Edge Right (MHz)
5745.000000	17.650000	0.500000	---	5736.375000	5754.025000

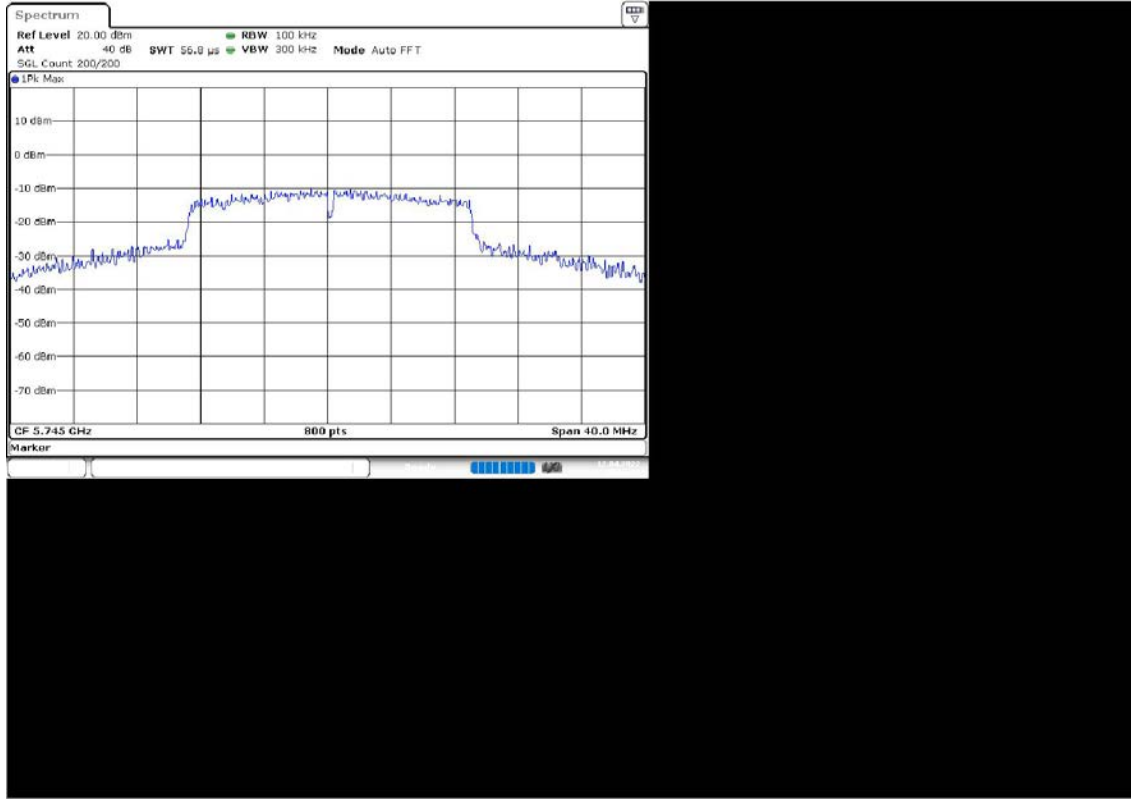
(continuation of the "6 dB Bandwidth" table from column 6 ...)

DUT Frequency (MHz)	Max Level (dBm)	Result
5745.000000	4.7	PASS

6 dB Bandwidth



Bandwidth



Date: 12.APR.2022 17:02:13

## Measurement

Setting	Instrument Value	Target Value
Start Frequency	5.72500 GHz	5.72500 GHz
Stop Frequency	5.76500 GHz	5.76500 GHz
Span	40.000 MHz	40.000 MHz
RBW	100.000 kHz	~ 100.000 kHz
VBW	300.000 kHz	~ 300.000 kHz
SweepPoints	800	~ 800
SweepTime	56.836 $\mu$ s	AUTO
Reference Level	20.000 dBm	20.000 dBm
Attenuation	40.000 dB	AUTO
Detector	MaxPeak	MaxPeak
SweepCount	200	200
Filter	3 dB	3 dB
Trace Mode	Max Hold	Max Hold
SweepType	FFT	AUTO
Preamp	off	off

## Occupied Channel Bandwidth 99% (5745 MHz; 24.000 dBm; 20 MHz)

Customized settings.

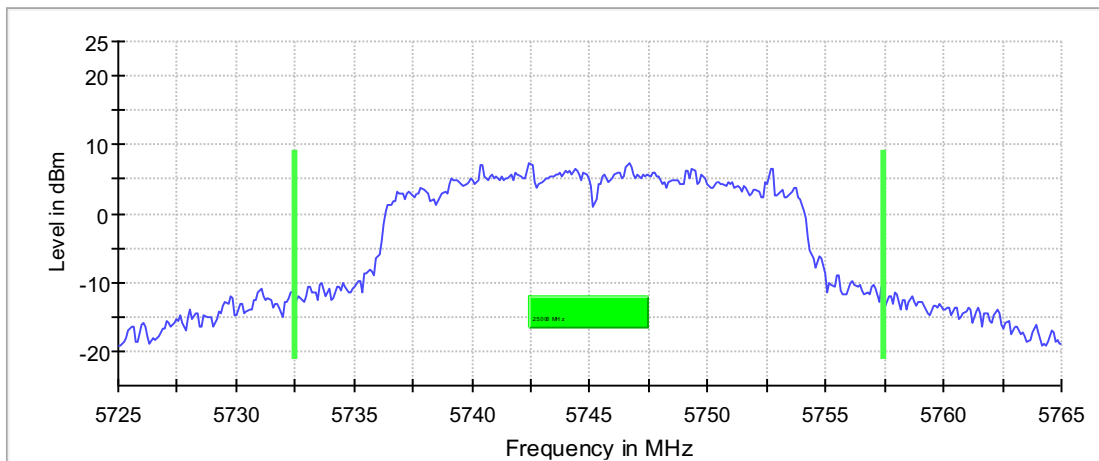
### 99 % Bandwidth

DUT Frequency (MHz)	Bandwidth (MHz)	Limit Min (MHz)	Limit Max (MHz)	Band Edge Left (MHz)	Band Edge Right (MHz)
5745.000000	25.000000	---	---	5732.450000	5757.450000

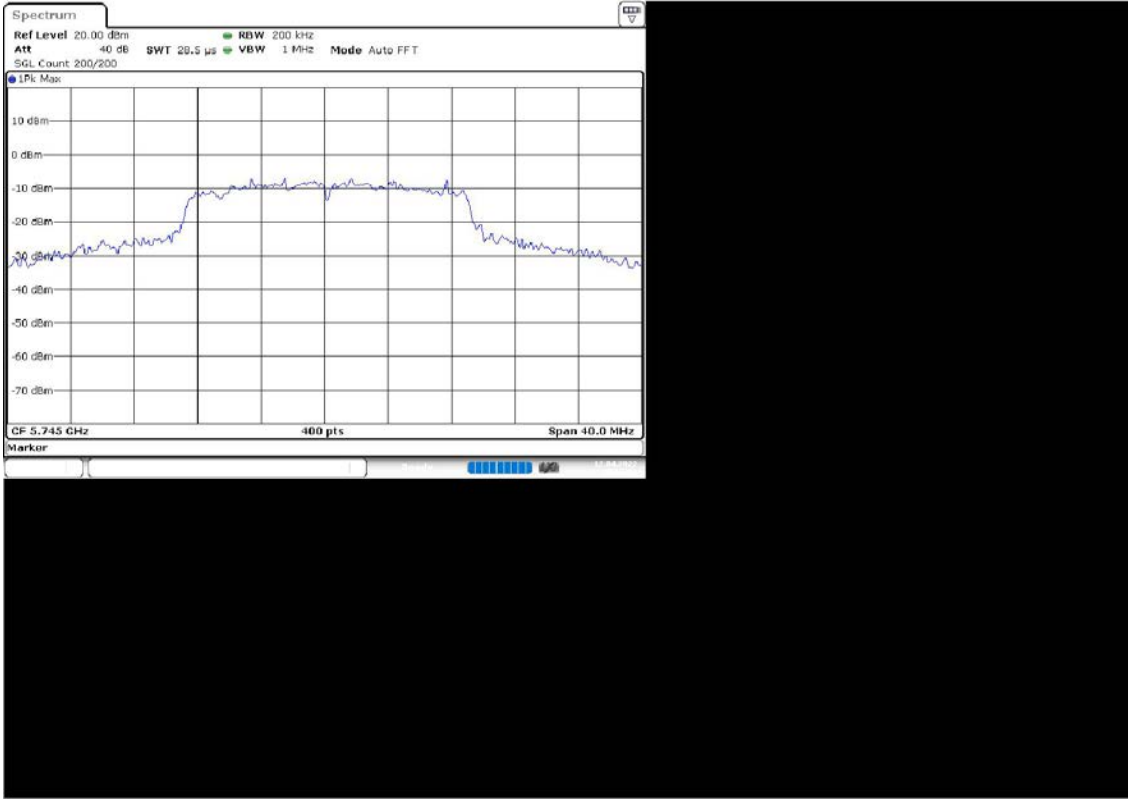
(continuation of the "99 % Bandwidth" table from column 6 ...)

DUT Frequency (MHz)	Result
5745.000000	PASS

99 % Bandwidth



Bandwidth



Date: 12.APR.2022 17:02:20

**Measurement**

Setting	Instrument Value	Target Value
Start Frequency	5.72500 GHz	5.72500 GHz
Stop Frequency	5.76500 GHz	5.76500 GHz
Span	40.000 MHz	40.000 MHz
RBW	200.000 kHz	>= 200.000 kHz
VBW	1.000 MHz	>= 600.000 kHz
SweepPoints	400	~ 400
SweepTime	28.477 μs	AUTO
Reference Level	20.000 dBm	20.000 dBm
Attenuation	40.000 dB	AUTO
Detector	MaxPeak	MaxPeak
SweepCount	200	200
Filter	3 dB	3 dB
Trace Mode	Max Hold	Max Hold
SweepType	FFT	AUTO
Preamp	off	off



**Tx Spurious Emission (5745 MHz; 24.000 dBm; 20 MHz)**

Customized settings.

**Result**

DUT Frequency (MHz)	Result
5745.000000	PASS

**Final measurements**

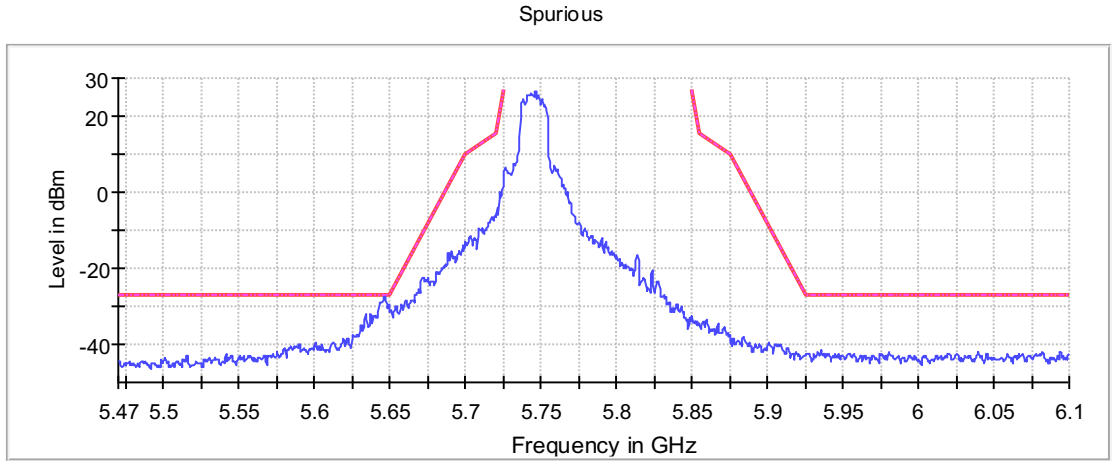
Frequency (MHz)	Level Pre Measurement (dBm)	level (dBm)	Limit (dBm)	Margin (dB)	Result
---	---	---	---	---	---

**Pre Measurements**

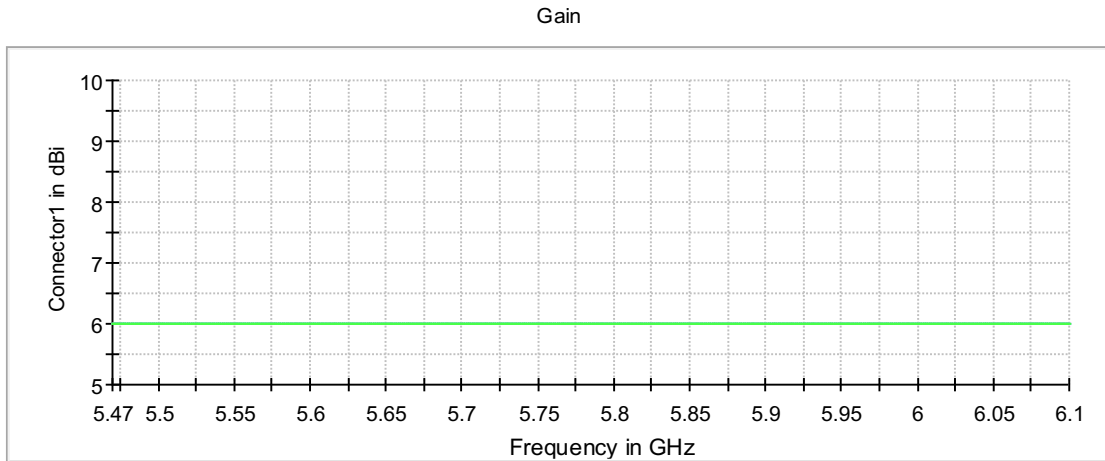
Frequency (MHz)	Level (dBm)	Margin (dB)	Limit (dBm)
5646.250000	-27.5	0.5	-27.0
5646.750000	-27.6	0.6	-27.0
5645.750000	-27.7	0.7	-27.0
5647.250000	-28.4	1.4	-27.0
5645.250000	-28.5	1.5	-27.0
5644.250000	-29.0	2.0	-27.0
5644.750000	-29.0	2.0	-27.0
5643.750000	-29.1	2.1	-27.0
5643.250000	-29.2	2.2	-27.0
5649.250000	-29.7	2.7	-27.0
5647.750000	-29.7	2.7	-27.0
5642.750000	-29.7	2.7	-27.0
5648.750000	-29.8	2.8	-27.0
5649.750000	-30.2	3.2	-27.0
5648.250000	-30.5	3.5	-27.0

**Measurement Settings**

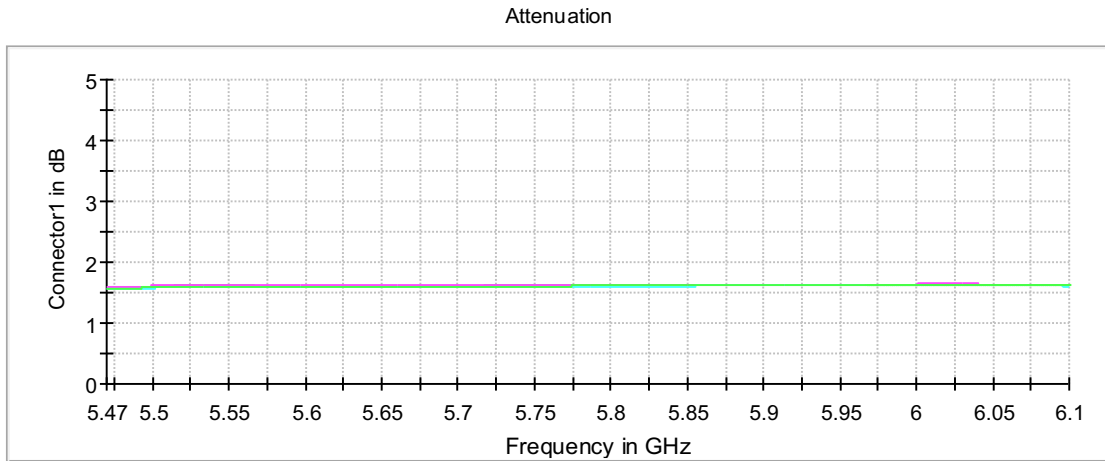
Start Frequency (MHz)	Stop Frequency (MHz)	Pre Measurement	Final Measurement
5470.000000	6100.000000	2	2



— Limit   
 - - - Threshold   
 × Critical   
 × Final Critical   
 — Sum Level



— Connector1   
 — Connector2   
 — Connector3   
 — Connector4



— Connector1   
 — Connector2   
 — Connector3   
 — Connector4

## Pre Measurement 2

Setting	Instrument Value	Target Value
RBW	1.000 MHz	<= 1.000 MHz
VBW	3.000 MHz	>= 3.000 MHz
SweepPoints	1260	~ 1260
SweepTime	85.781 $\mu$ s	AUTO
Reference Level	-10.000 dBm	-10.000 dBm
Attenuation	20.000 dB	20.000 dB
Detector	MaxPeak	MaxPeak
SweepCount	30	30
Filter	3 dB	3 dB
Trace Mode	Max Hold	Max Hold
SweepType	FFT	AUTO
Preamp	off	off

## Emission Bandwidth 26 dB (5775 MHz; 24.000 dBm; 20 MHz)

Customized settings.

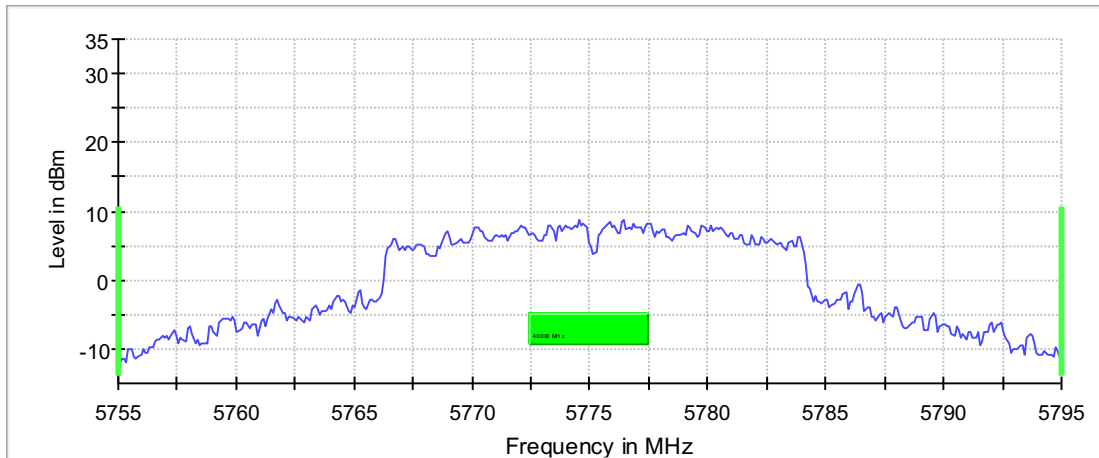
### 26 dB Bandwidth

DUT Frequency (MHz)	Bandwidth (MHz)	Limit Min (MHz)	Limit Max (MHz)	Band Edge Left (MHz)	Band Edge Right (MHz)
5775.000000	40.000000	---	---	5755.000000	5795.000000

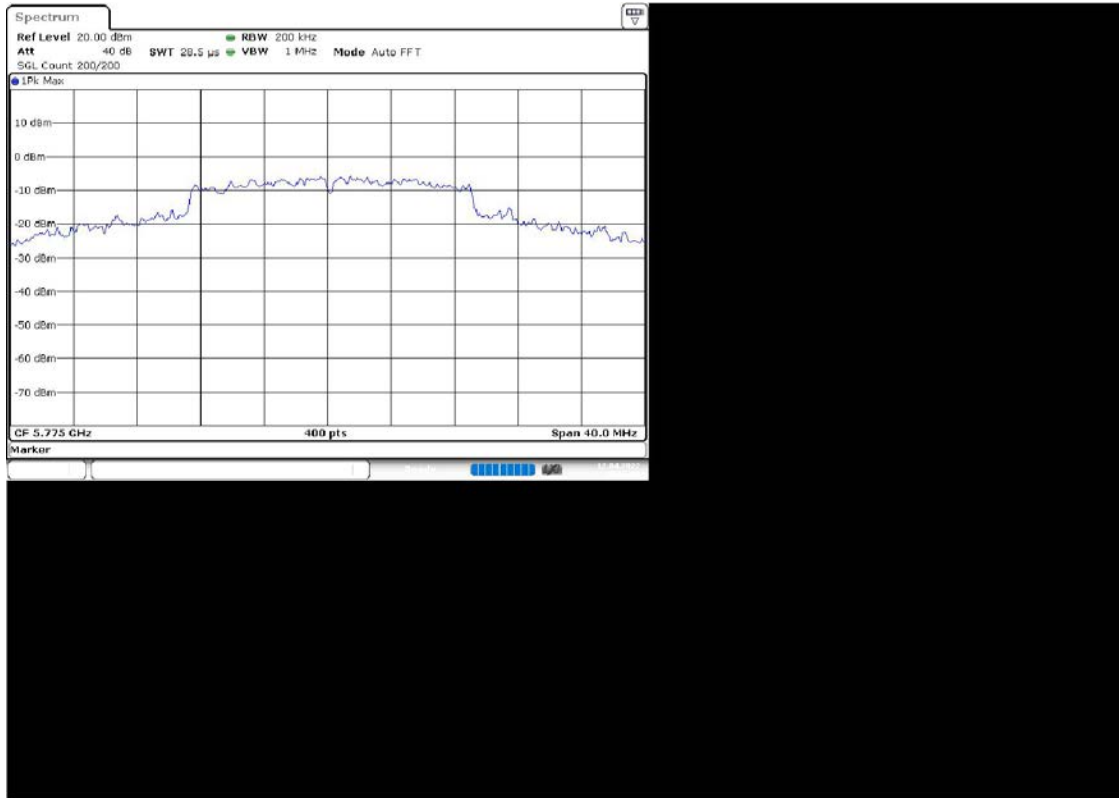
(continuation of the "26 dB Bandwidth" table from column 6 ...)

DUT Frequency (MHz)	Max Level (dBm)	Result
5775.000000	8.7	PASS

26 dB Bandwidth



Bandwidth



Date: 12.APR.2022 17:08:57

## Minimum Emission Bandwidth 6 dB (5775 MHz; 24.000 dBm; 20 MHz)

Customized settings.

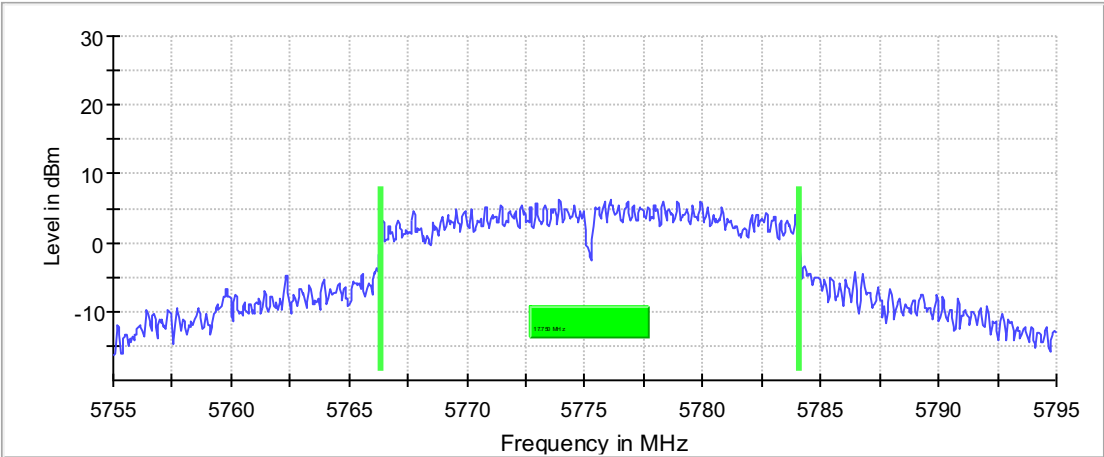
### 6 dB Bandwidth

DUT Frequency (MHz)	Bandwidth (MHz)	Limit Min (MHz)	Limit Max (MHz)	Band Edge Left (MHz)	Band Edge Right (MHz)
5775.000000	17.750000	0.500000	---	5766.325000	5784.075000

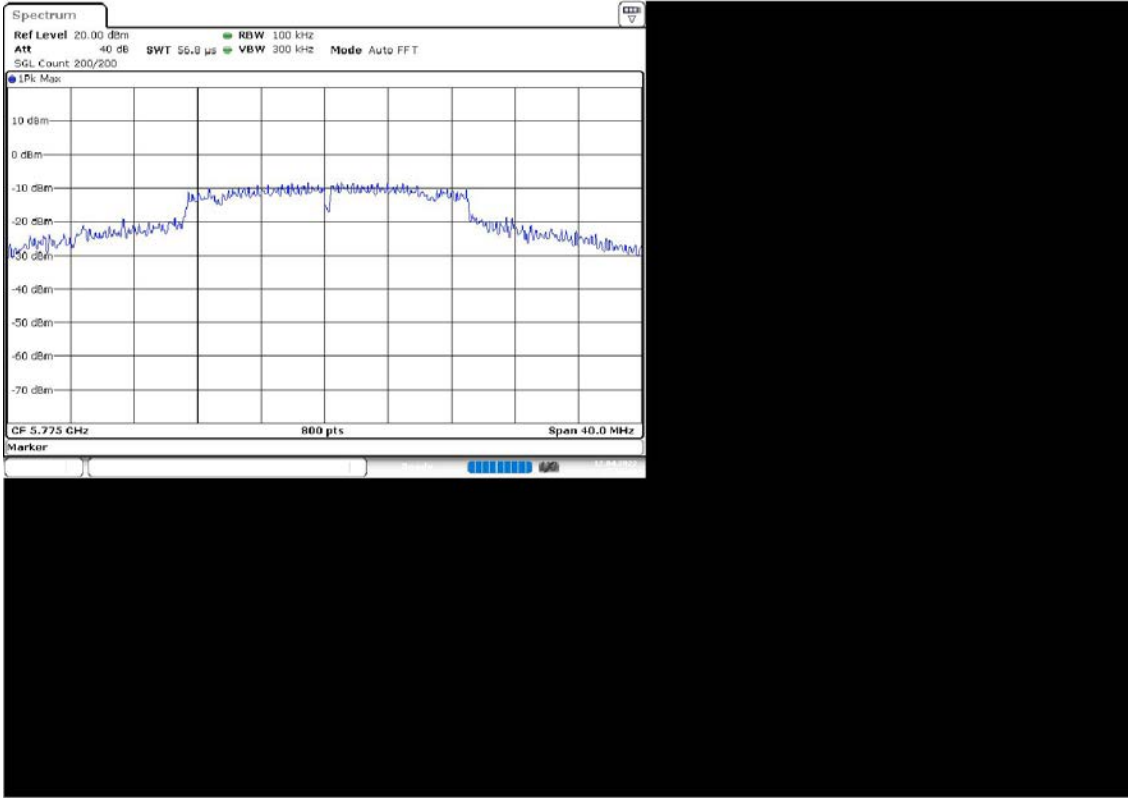
(continuation of the "6 dB Bandwidth" table from column 6 ...)

DUT Frequency (MHz)	Max Level (dBm)	Result
5775.000000	6.3	PASS

6 dB Bandwidth



Bandwidth



Date: 12.APR.2022 17:10:17

## Occupied Channel Bandwidth 99% (5775 MHz; 24.000 dBm; 20 MHz)

Customized settings.

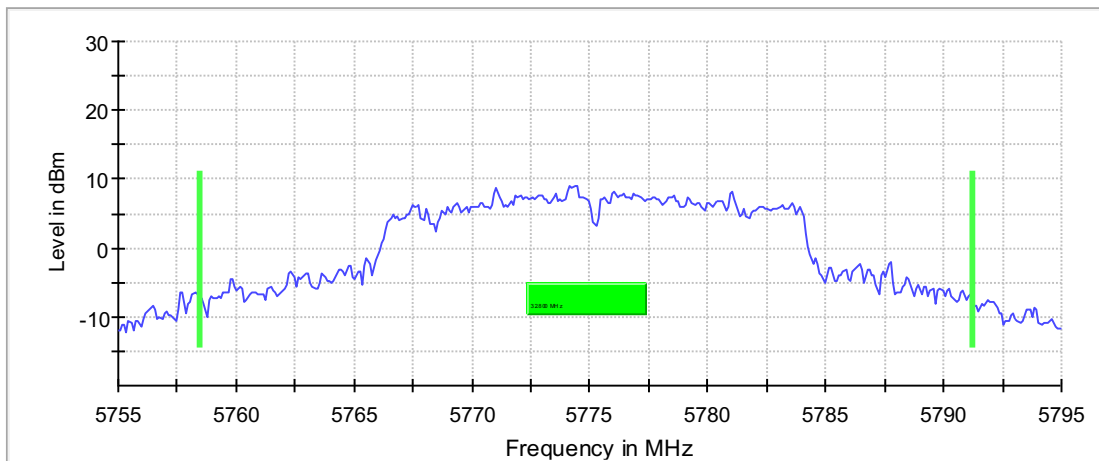
### 99 % Bandwidth

DUT Frequency (MHz)	Bandwidth (MHz)	Limit Min (MHz)	Limit Max (MHz)	Band Edge Left (MHz)	Band Edge Right (MHz)
5775.000000	32.800000	---	---	5758.450000	5791.250000

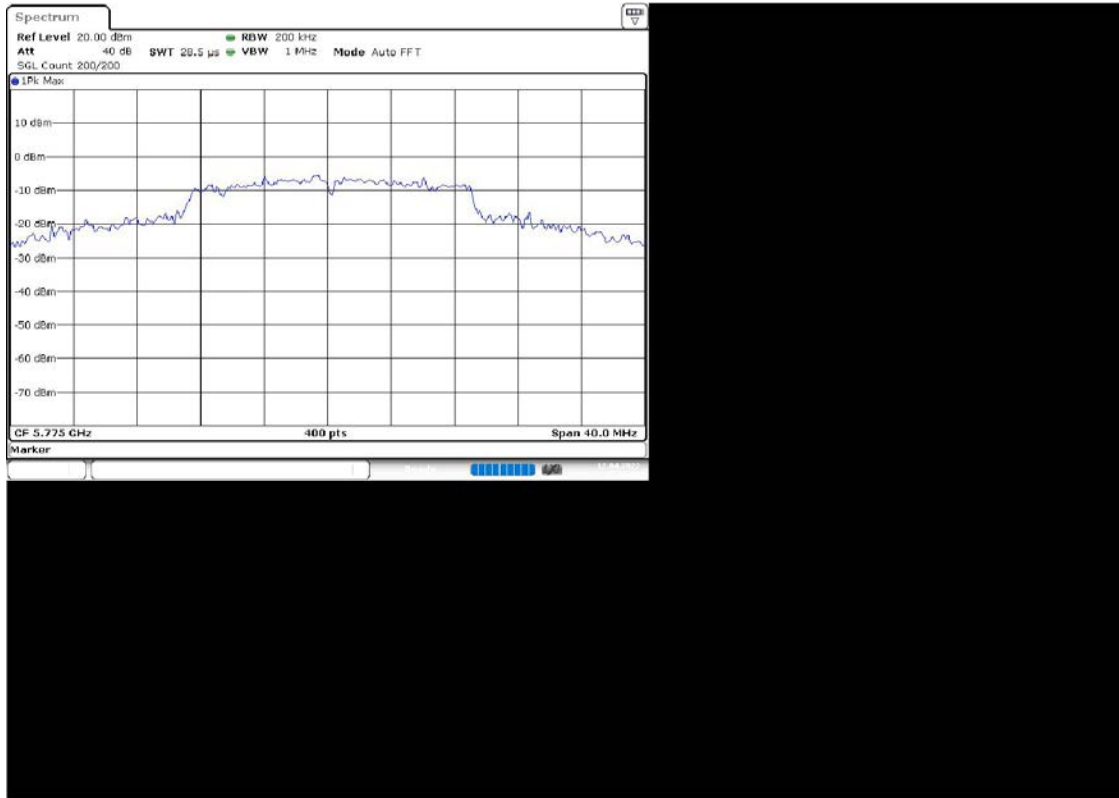
(continuation of the "99 % Bandwidth" table from column 6 ...)

DUT Frequency (MHz)	Result
5775.000000	PASS

99 % Bandwidth



Bandwidth



Date: 12.APR.2022 17:10:25

### Tx Spurious Emission (5775 MHz; 24.000 dBm; 20 MHz)

Customized settings.

### Result

DUT Frequency (MHz)	Result
5775.000000	PASS

### Final measurements

Frequency (MHz)	Level Pre Measurement (dBm)	level (dBm)	Limit (dBm)	Margin (dB)	Result
---	---	---	---	---	---

### Pre Measurements

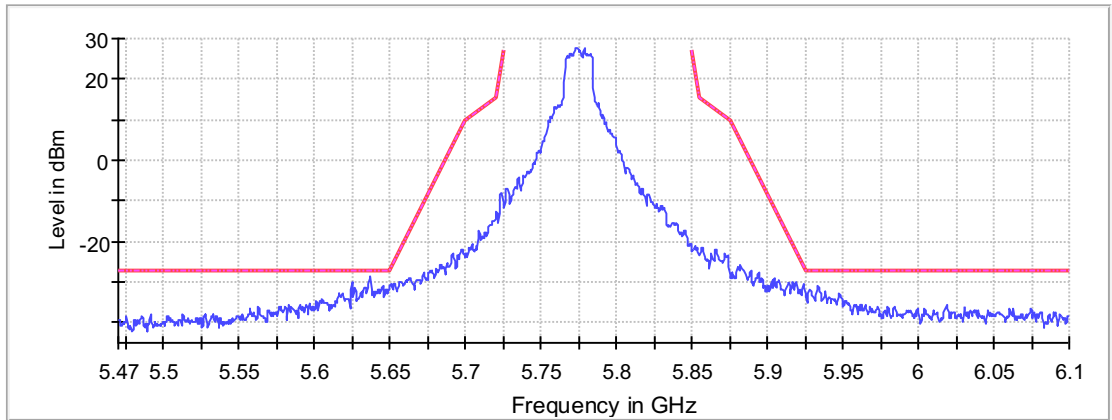
Frequency (MHz)	Level (dBm)	Margin (dB)	Limit (dBm)
5636.750000	-28.5	1.5	-27.0
5637.250000	-28.8	1.8	-27.0
5636.250000	-28.9	1.9	-27.0
5624.750000	-30.1	3.1	-27.0
5635.750000	-30.3	3.3	-27.0
5933.750000	-30.9	3.9	-27.0
5924.250000	-30.4	3.9	-26.4

5645.250000	-31.2	4.2	-27.0
5633.250000	-31.2	4.2	-27.0
5649.750000	-31.2	4.2	-27.0
5633.750000	-31.2	4.2	-27.0
5650.750000	-30.7	4.3	-26.4
5650.250000	-31.1	4.3	-26.8
5635.250000	-31.3	4.3	-27.0
5923.750000	-30.4	4.3	-26.1

### Measurement Settings

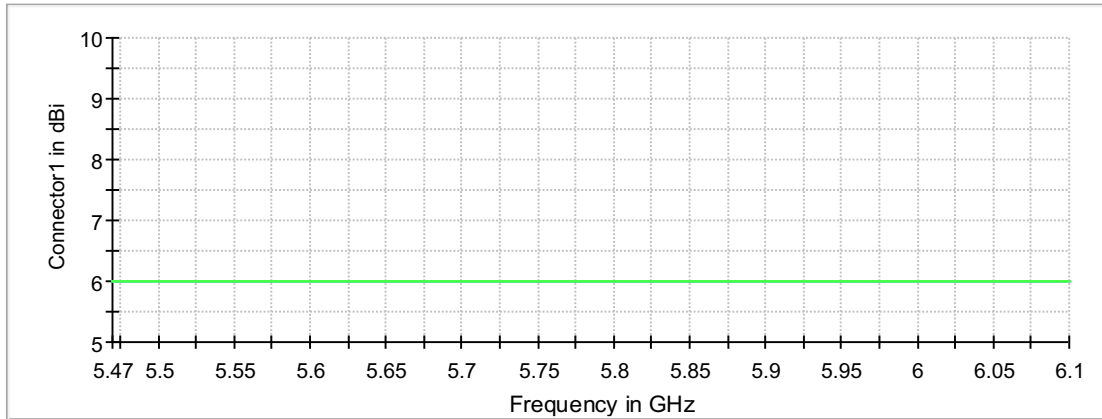
Start Frequency (MHz)	Stop Frequency (MHz)	Pre Measurement	Final Measurement
5470.000000	6100.000000	2	2

Spurious



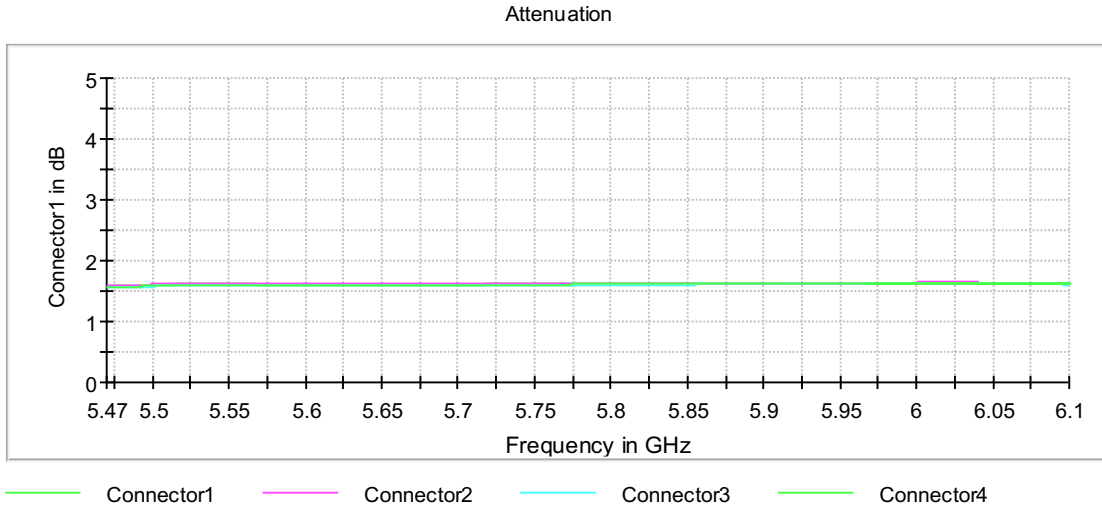
— Limit    - - - - Threshold    × Critical    × Final Critical    — Sum Level

Gain



— Connector1    — Connector2    — Connector3    — Connector4





### Emission Bandwidth 26 dB (5825 MHz; 24.000 dBm; 20 MHz)

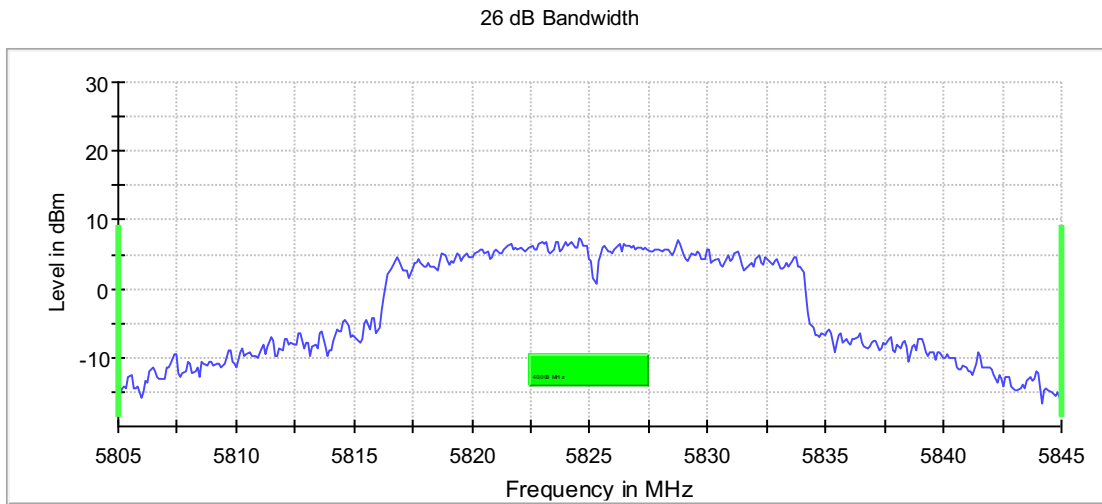
Customized settings.

### 26 dB Bandwidth

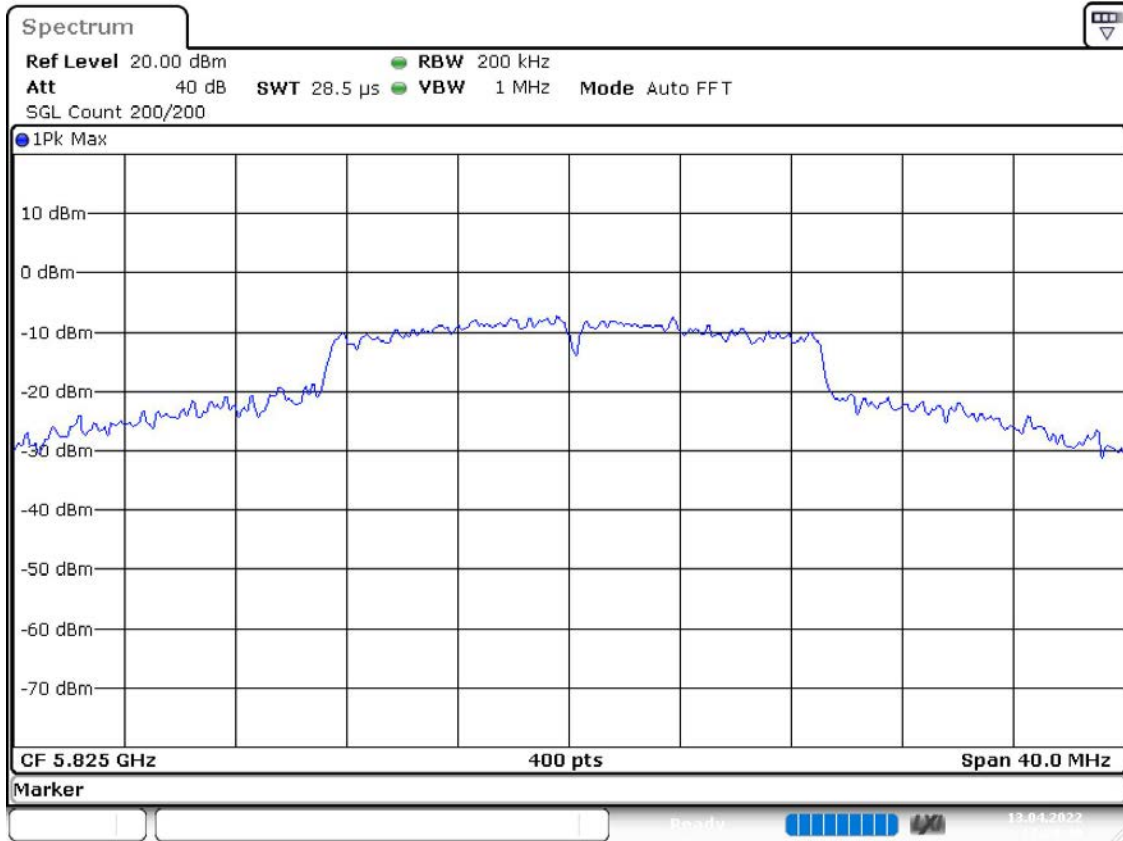
DUT Frequency (MHz)	Bandwidth (MHz)	Limit Min (MHz)	Limit Max (MHz)	Band Edge Left (MHz)	Band Edge Right (MHz)
5825.000000	40.000000	---	---	5805.000000	5845.000000

(continuation of the "26 dB Bandwidth" table from column 6 ...)

DUT Frequency (MHz)	Max Level (dBm)	Result
5825.000000	7.3	PASS



Bandwidth



Date: 13.APR.2022 13:24:40

### Minimum Emission Bandwidth 6 dB (5825 MHz; 24.000 dBm; 20 MHz)

Customized settings.

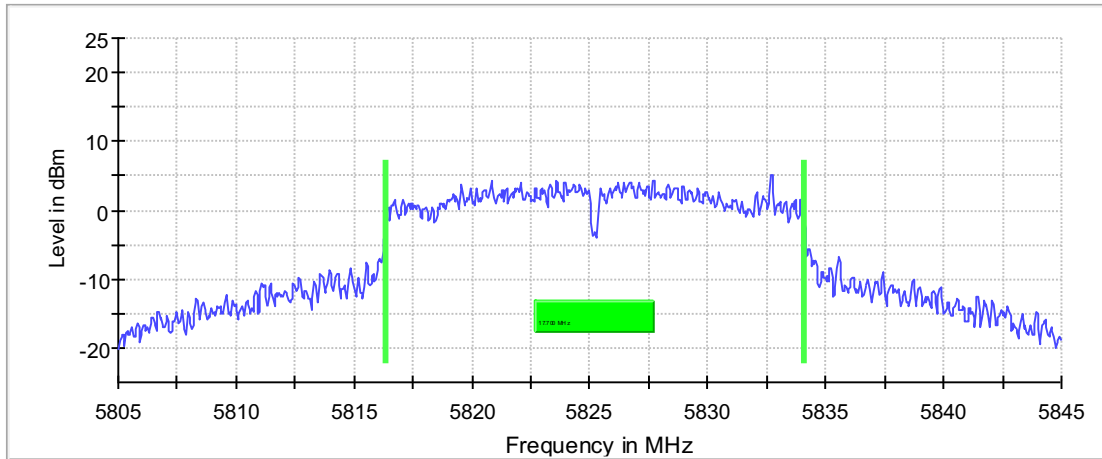
### 6 dB Bandwidth

DUT Frequency (MHz)	Bandwidth (MHz)	Limit Min (MHz)	Limit Max (MHz)	Band Edge Left (MHz)	Band Edge Right (MHz)
5825.000000	17.700000	0.500000	---	5816.375000	5834.075000

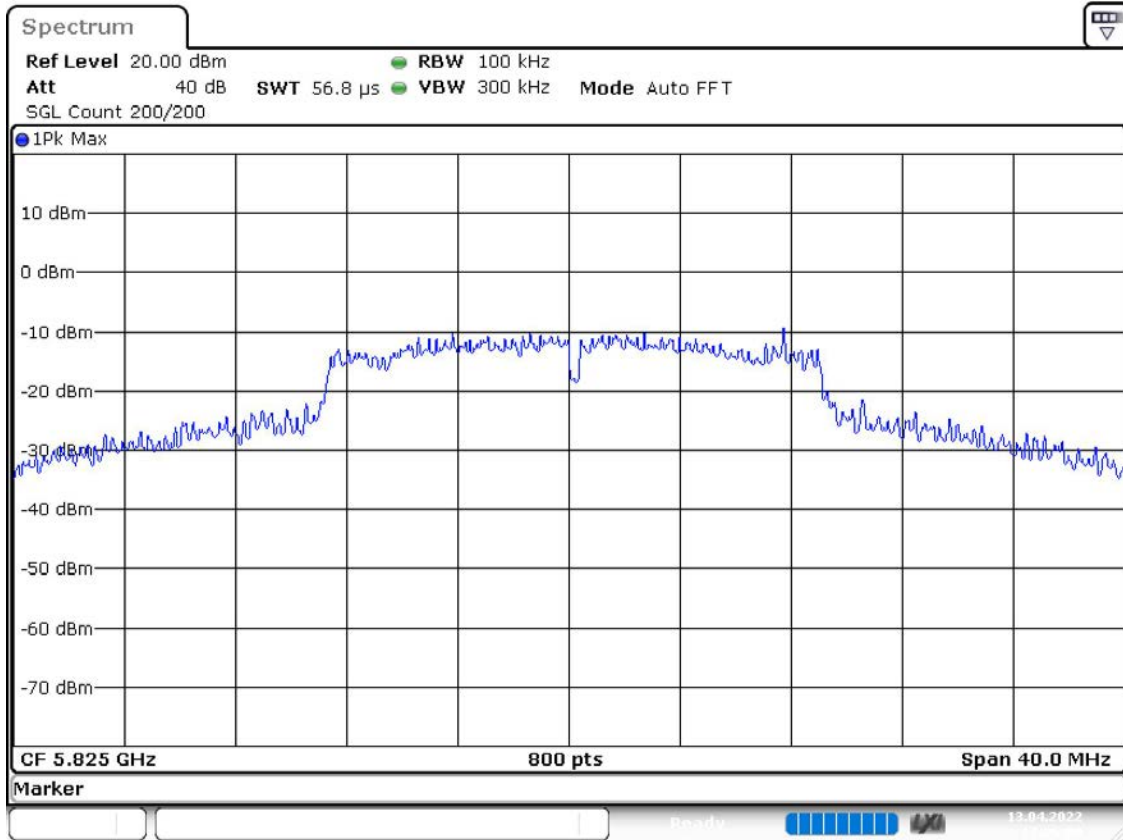
(continuation of the "6 dB Bandwidth" table from column 6 ...)

DUT Frequency (MHz)	Max Level (dBm)	Result
5825.000000	5.2	PASS

6 dB Bandwidth



Bandwidth



Date: 13.APR.2022 13:26:00

## Occupied Channel Bandwidth 99% (5825 MHz; 24.000 dBm; 20 MHz)

Customized settings.

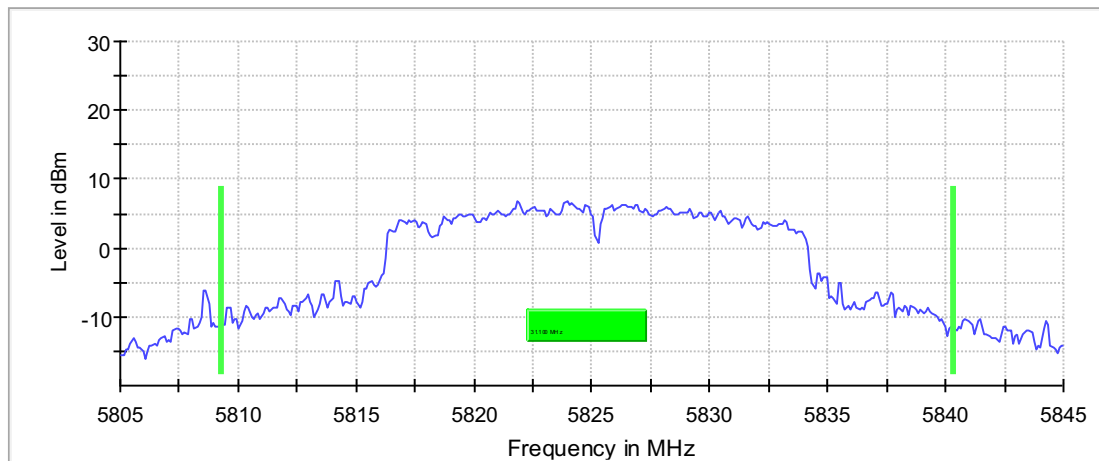
### 99 % Bandwidth

DUT Frequency (MHz)	Bandwidth (MHz)	Limit Min (MHz)	Limit Max (MHz)	Band Edge Left (MHz)	Band Edge Right (MHz)
5825.000000	31.100000	---	---	5809.250000	5840.350000

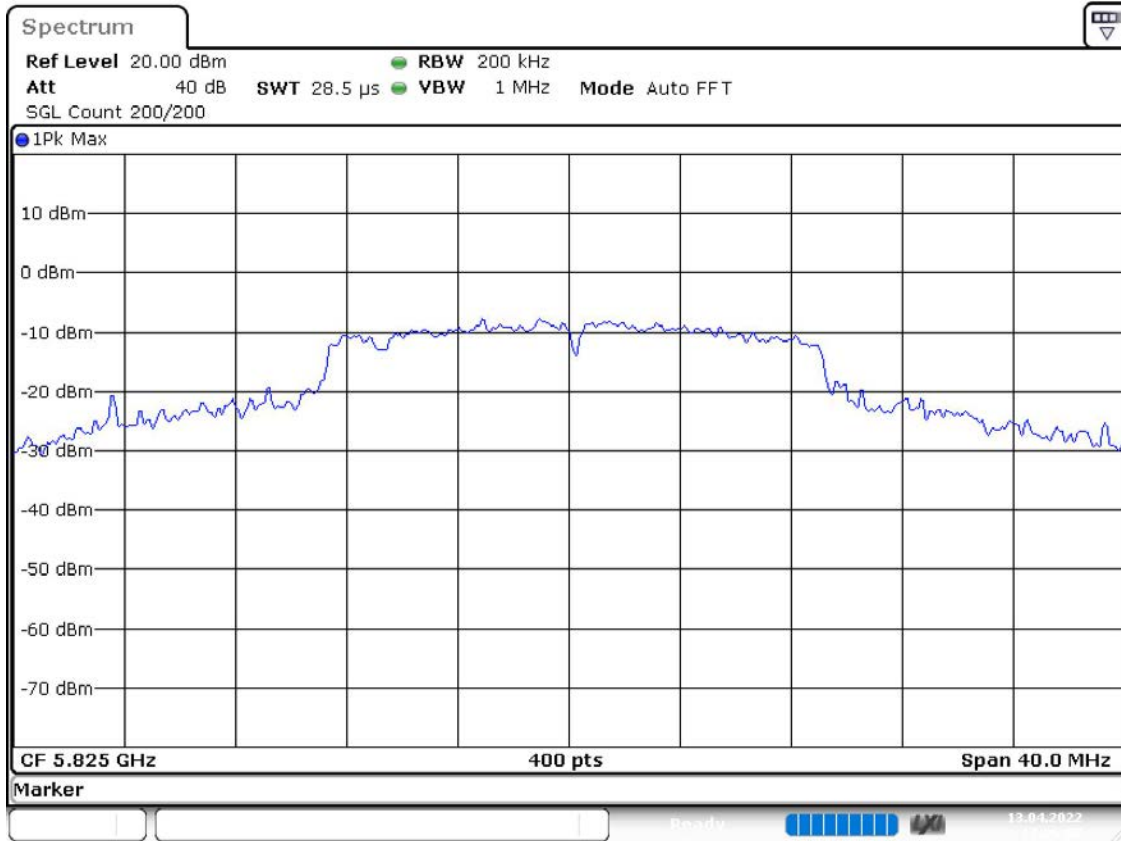
(continuation of the "99 % Bandwidth" table from column 6 ...)

DUT Frequency (MHz)	Result
5825.000000	PASS

99 % Bandwidth



Bandwidth



Date: 13.APR.2022 13:26:07

### Tx Spurious Emission (5825 MHz; 24.000 dBm; 20 MHz)

Customized settings.

### Result

DUT Frequency (MHz)	Result
5825.000000	PASS

### Final measurements

Frequency (MHz)	Level Pre Measurement (dBm)	level (dBm)	Limit (dBm)	Margin (dB)	Result
---	---	---	---	---	---

### Pre Measurements

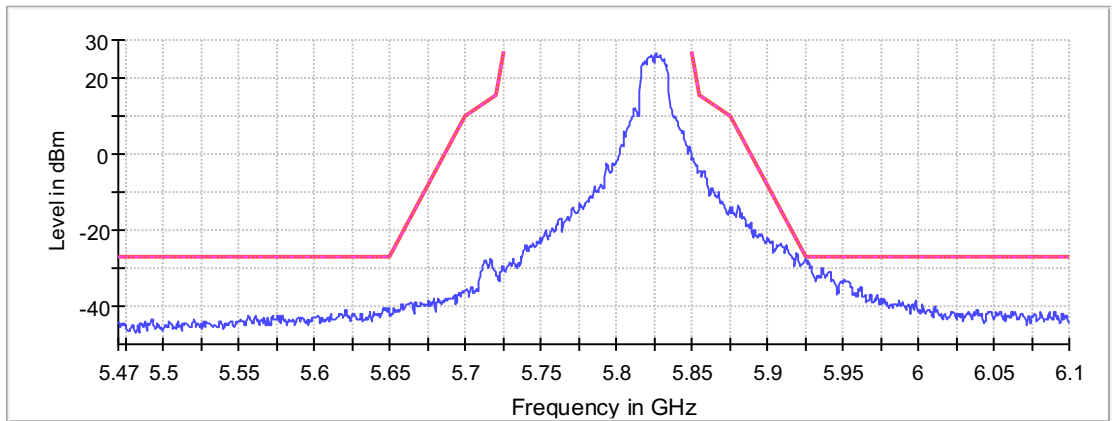
Frequency (MHz)	Level (dBm)	Margin (dB)	Limit (dBm)
5925.250000	-27.5	0.5	-27.0
5925.750000	-27.7	0.7	-27.0
5927.250000	-28.2	1.2	-27.0
5924.750000	-28.3	1.4	-26.8

5927.750000	-28.9	1.9	-27.0
5926.750000	-28.9	1.9	-27.0
5926.250000	-29.1	2.1	-27.0
5924.250000	-28.6	2.2	-26.4
5928.750000	-29.6	2.6	-27.0
5923.750000	-28.7	2.6	-26.1
5936.750000	-29.9	2.9	-27.0
5936.250000	-30.0	3.0	-27.0
5928.250000	-30.0	3.0	-27.0
5923.250000	-28.9	3.2	-25.7
5919.750000	-26.3	3.2	-23.1

### Measurement Settings

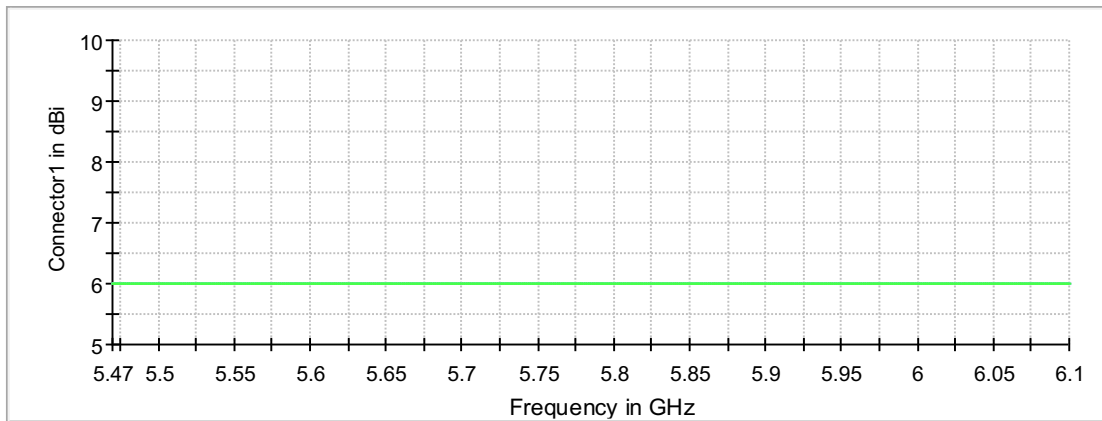
Start Frequency (MHz)	Stop Frequency (MHz)	Pre Measurement	Final Measurement
5470.000000	6100.000000	2	2

Spurious

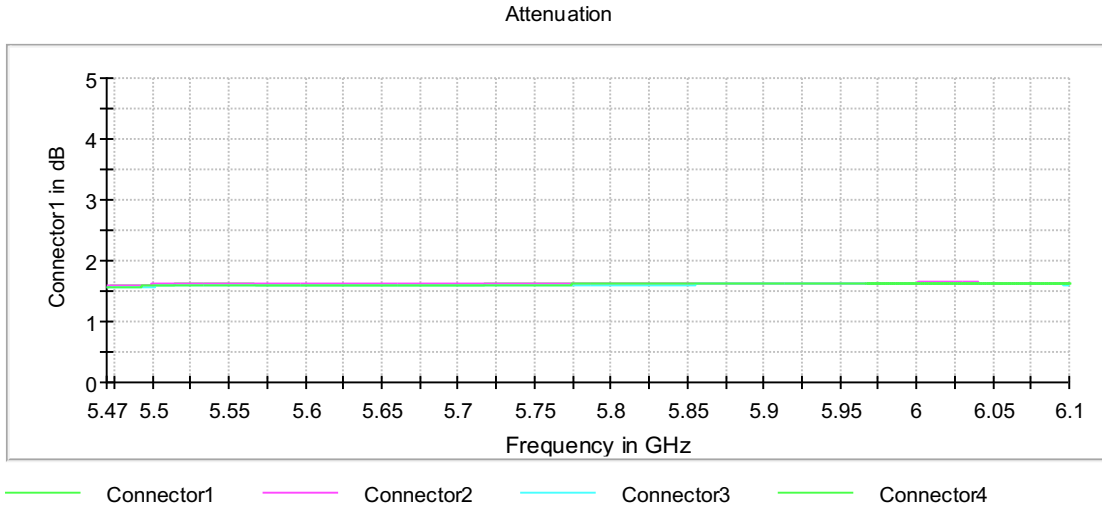


— Limit    - - - - - Threshold    × Critical    × Final Critical    — Sum Level

Gain



— Connector1    - - - - - Connector2    — Connector3    — Connector4



### Emission Bandwidth 26 dB (5755 MHz; 24.000 dBm; 40 MHz)

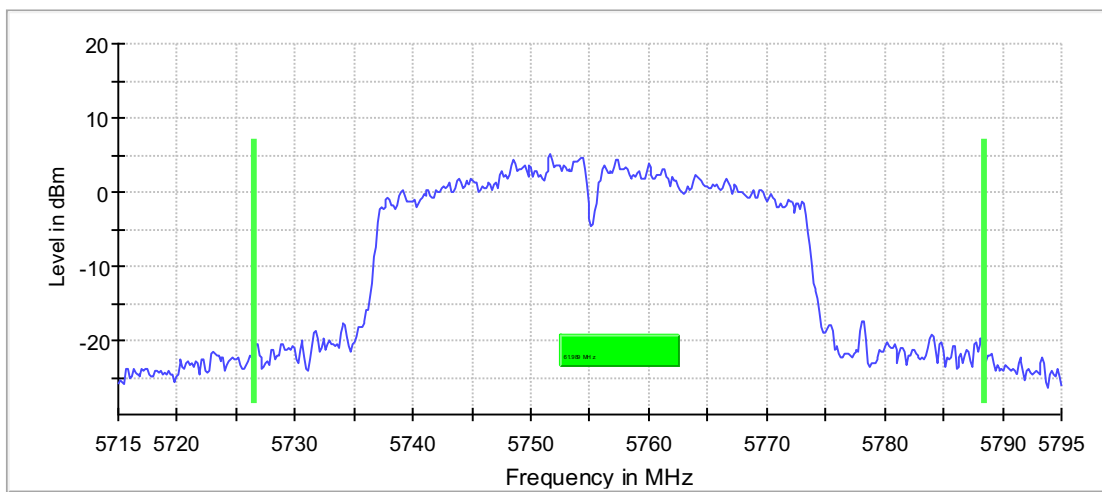
Customized settings.

### 26 dB Bandwidth

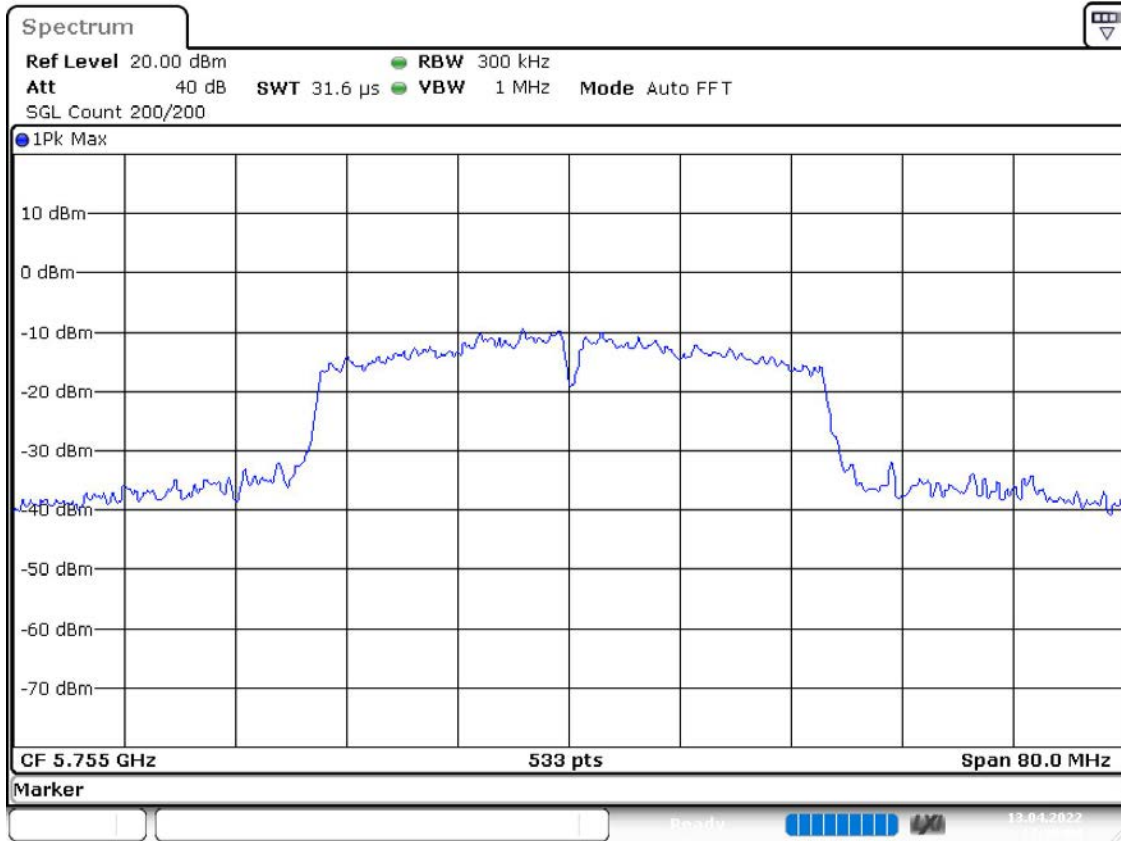
DUT Frequency (MHz)	Bandwidth (MHz)	Limit Min (MHz)	Limit Max (MHz)	Band Edge Left (MHz)	Band Edge Right (MHz)
5755.000000	61.988743	---	---	5726.482176	5788.470919

(continuation of the "26 dB Bandwidth" table from column 6 ...)

DUT Frequency (MHz)	Max Level (dBm)	Result
5755.000000	5.1	PASS



Bandwidth



Date: 13.APR.2022 13:35:04

### Minimum Emission Bandwidth 6 dB (5755 MHz; 24.000 dBm; 40 MHz)

Customized settings.

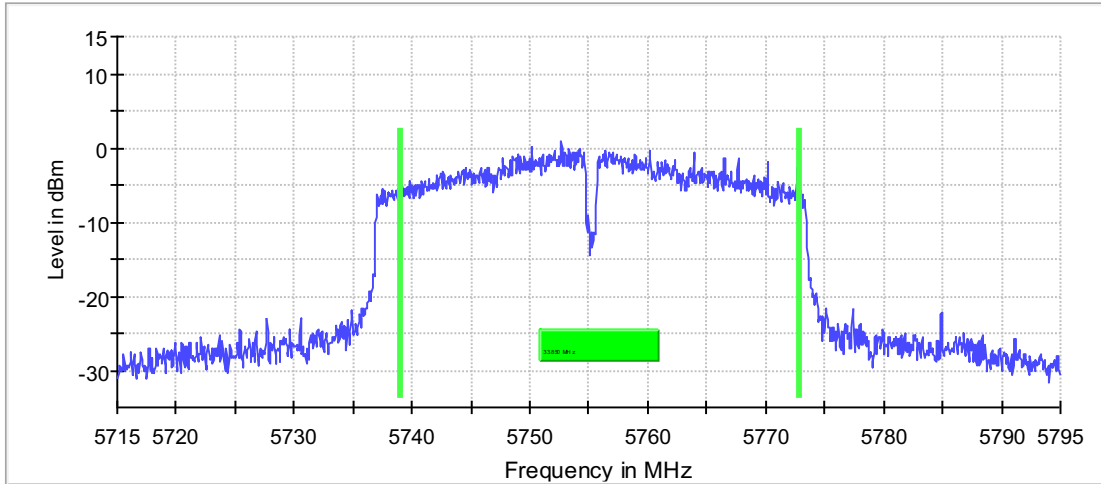
### 6 dB Bandwidth

DUT Frequency (MHz)	Bandwidth (MHz)	Limit Min (MHz)	Limit Max (MHz)	Band Edge Left (MHz)	Band Edge Right (MHz)
5755.000000	33.850000	0.500000	---	5738.925000	5772.775000

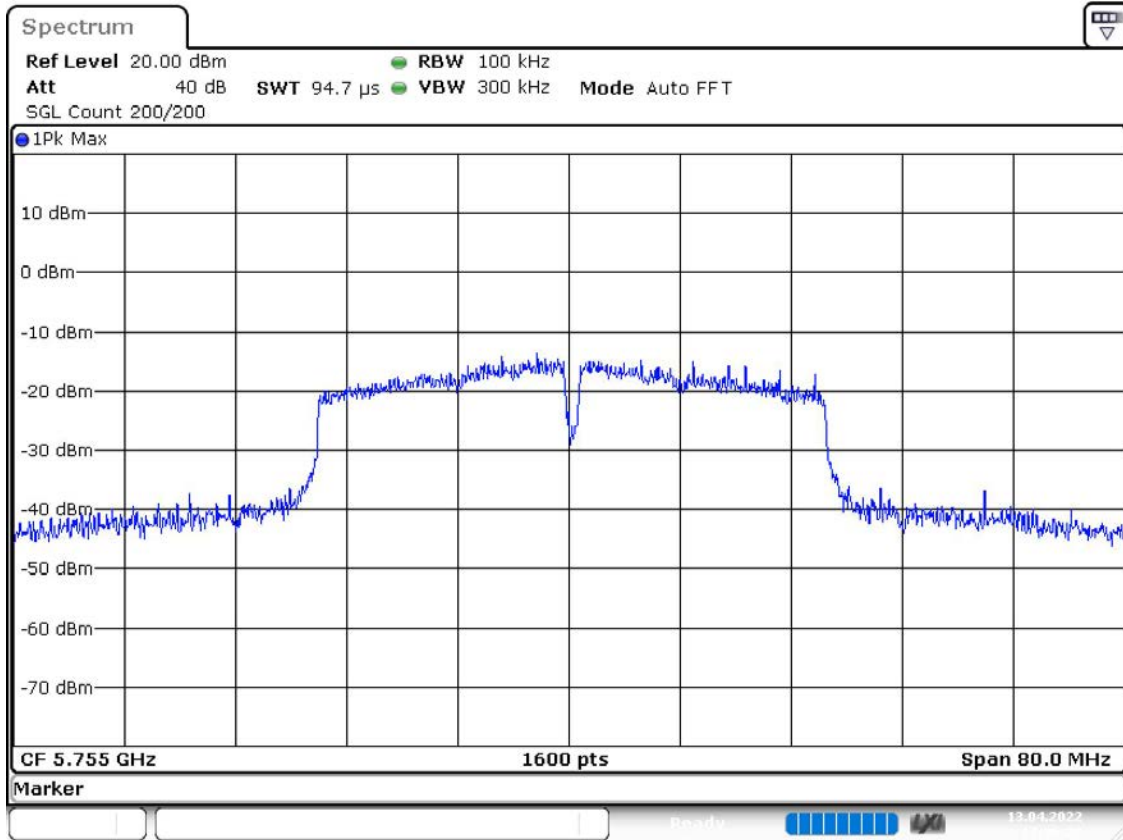
(continuation of the "6 dB Bandwidth" table from column 6 ...)

DUT Frequency (MHz)	Max Level (dBm)	Result
5755.000000	0.8	PASS





Bandwidth



Date: 13.APR.2022 13:36:22

**Occupied Channel Bandwidth 99% (5755 MHz; 24.000 dBm; 40 MHz)**

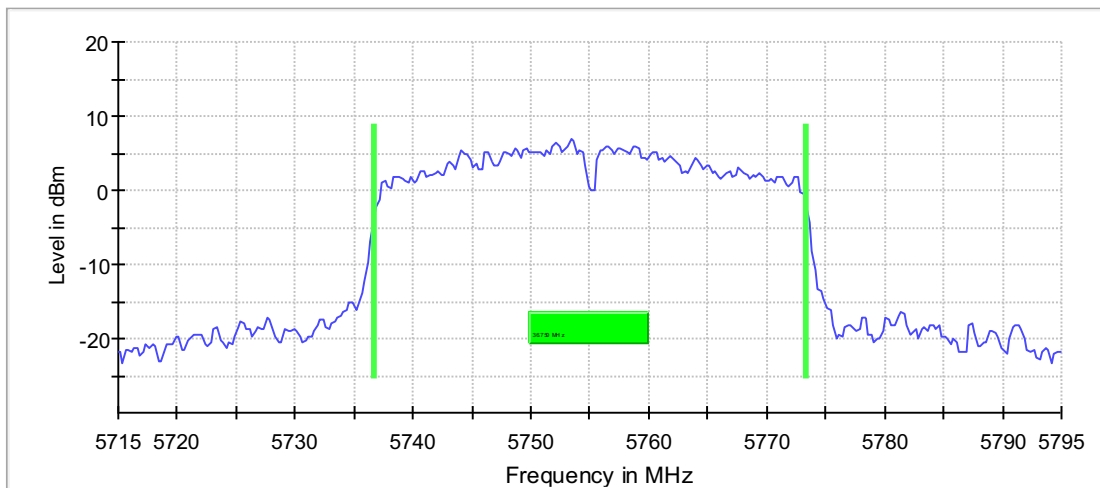
Customized settings.

**99 % Bandwidth**

DUT Frequency (MHz)	Bandwidth (MHz)	Limit Min (MHz)	Limit Max (MHz)	Band Edge Left (MHz)	Band Edge Right (MHz)
5755.000000	36.750000	---	---	5736.625000	5773.375000

(continuation of the "99 % Bandwidth" table from column 6 ...)

DUT Frequency (MHz)	Result
5755.000000	PASS



Bandwidth



Date: 13.APR.2022 13:36:30

### Tx Spurious Emission (5755 MHz; 24.000 dBm; 40 MHz)

Customized settings.

### Result

DUT Frequency (MHz)	Result
5755.000000	PASS

### Final measurements

Frequency (MHz)	Level Pre Measurement (dBm)	level (dBm)	Limit (dBm)	Margin (dB)	Result
---	---	---	---	---	---

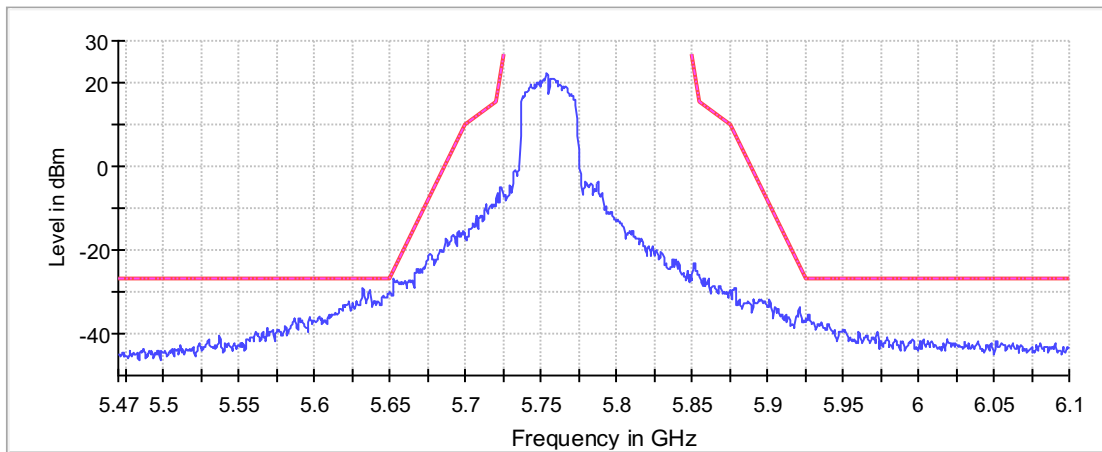
### Pre Measurements

Frequency (MHz)	Level (dBm)	Margin (dB)	Limit (dBm)
5652.750000	-26.7	1.8	-25.0
5632.250000	-29.2	2.2	-27.0

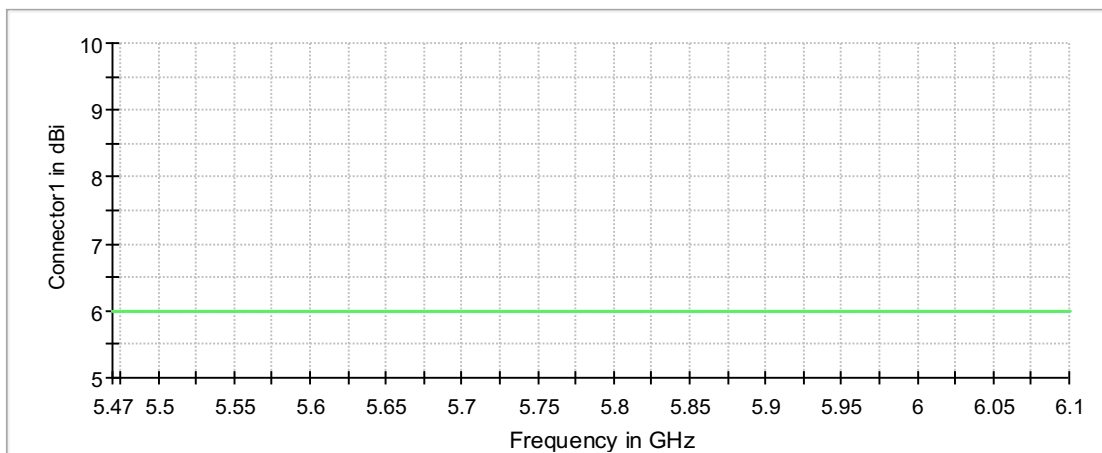
5636.750000	-29.4	2.4	-27.0
5631.750000	-29.4	2.4	-27.0
5636.250000	-29.6	2.6	-27.0
5632.750000	-29.7	2.7	-27.0
5649.750000	-30.1	3.1	-27.0
5637.250000	-30.2	3.2	-27.0
5650.250000	-30.0	3.2	-26.8
5649.250000	-30.2	3.2	-27.0
5653.250000	-27.9	3.3	-24.6
5635.750000	-30.3	3.3	-27.0
5653.750000	-27.6	3.3	-24.2
5648.750000	-30.5	3.5	-27.0
5654.250000	-27.4	3.6	-23.9

### Measurement Settings

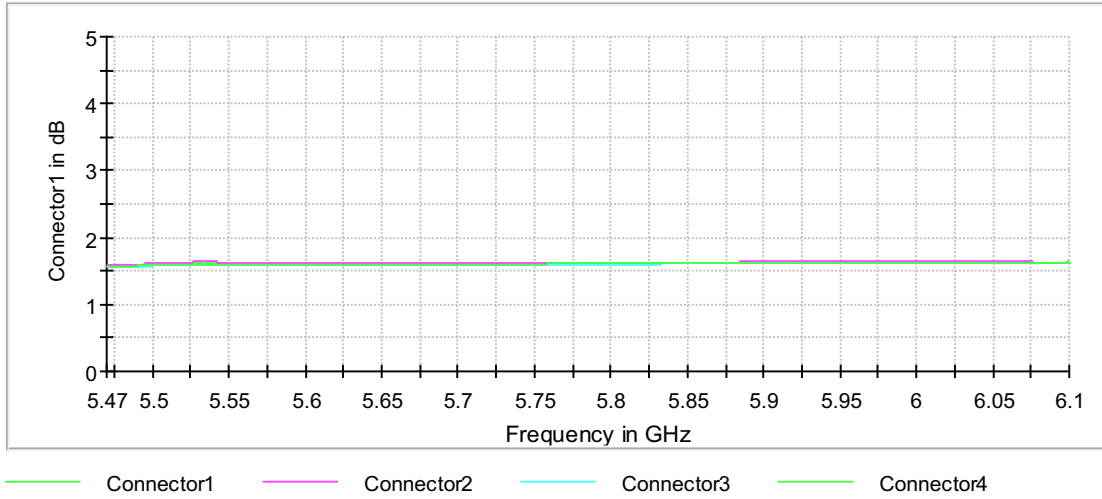
Start Frequency (MHz)	Stop Frequency (MHz)	Pre Measurement	Final Measurement
5470.000000	6100.000000	2	2



— Limit    - - - - Threshold    × Critical    × Final Critical    — Sum Level



— Connector1    — Connector2    — Connector3    — Connector4



### Emission Bandwidth 26 dB (5775 MHz; 24.000 dBm; 40 MHz)

Customized settings.

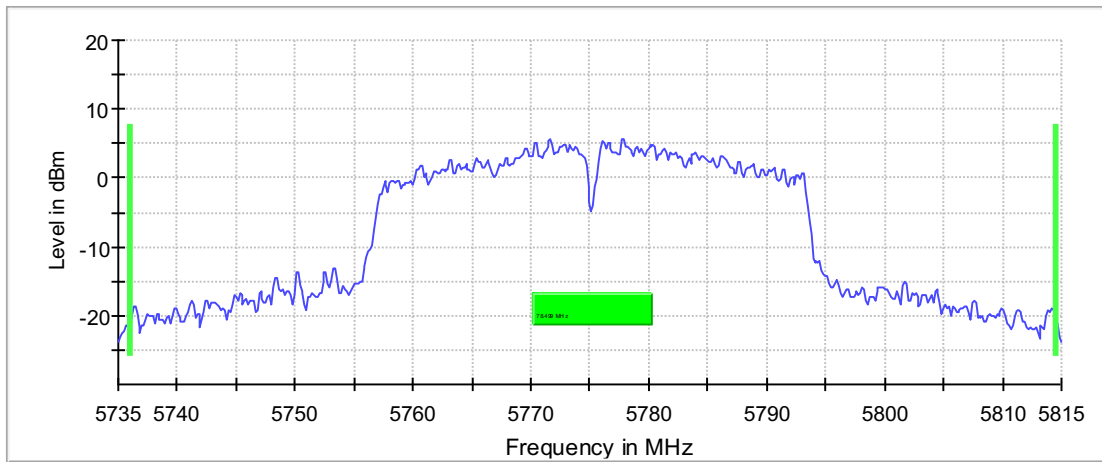
### 26 dB Bandwidth

DUT Frequency (MHz)	Bandwidth (MHz)	Limit Min (MHz)	Limit Max (MHz)	Band Edge Left (MHz)	Band Edge Right (MHz)
5775.000000	78.499062	---	---	5735.975610	5814.474672

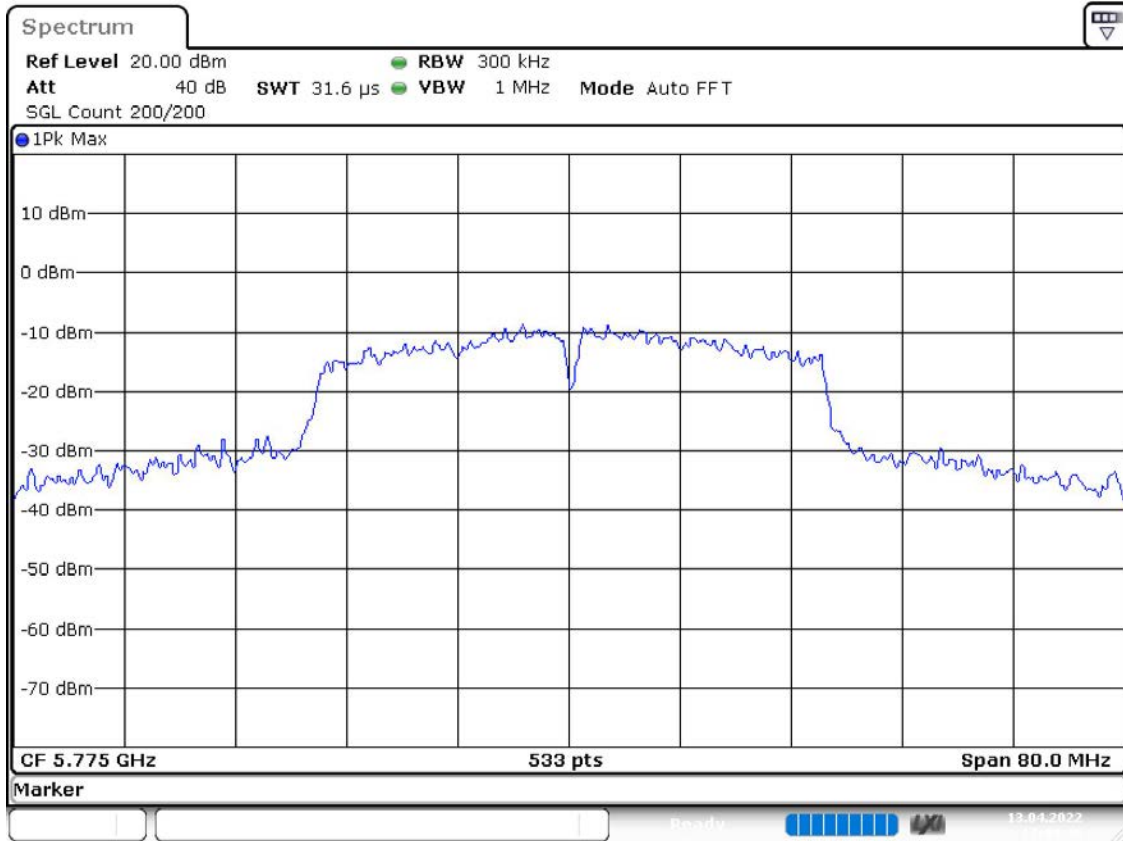
(continuation of the "26 dB Bandwidth" table from column 6 ...)

DUT Frequency (MHz)	Max Level (dBm)	Result
5775.000000	5.7	PASS

26 dB Bandwidth



Bandwidth



Date: 13.APR.2022 13:44:45

### Minimum Emission Bandwidth 6 dB (5775 MHz; 24.000 dBm; 40 MHz)

Customized settings.

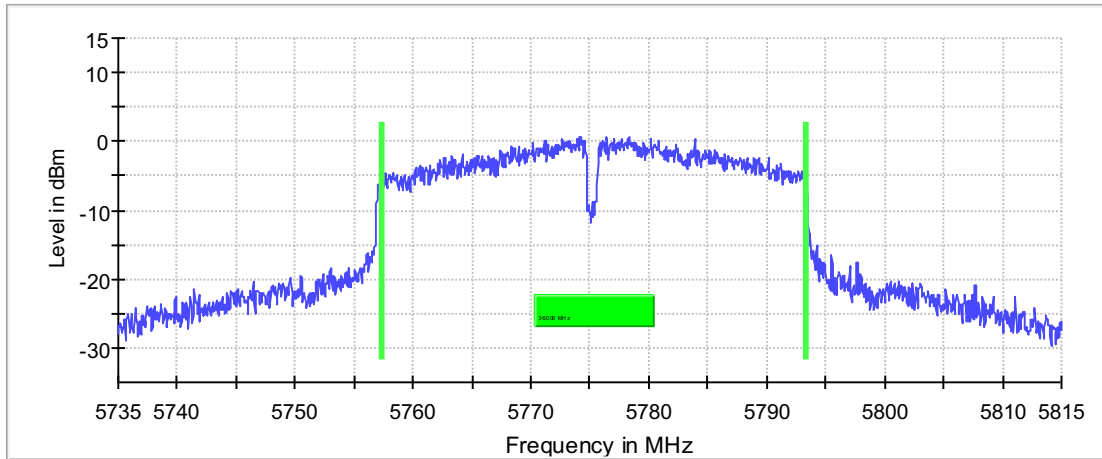
### 6 dB Bandwidth

DUT Frequency (MHz)	Bandwidth (MHz)	Limit Min (MHz)	Limit Max (MHz)	Band Edge Left (MHz)	Band Edge Right (MHz)
5775.000000	36.000000	0.500000	---	5757.375000	5793.375000

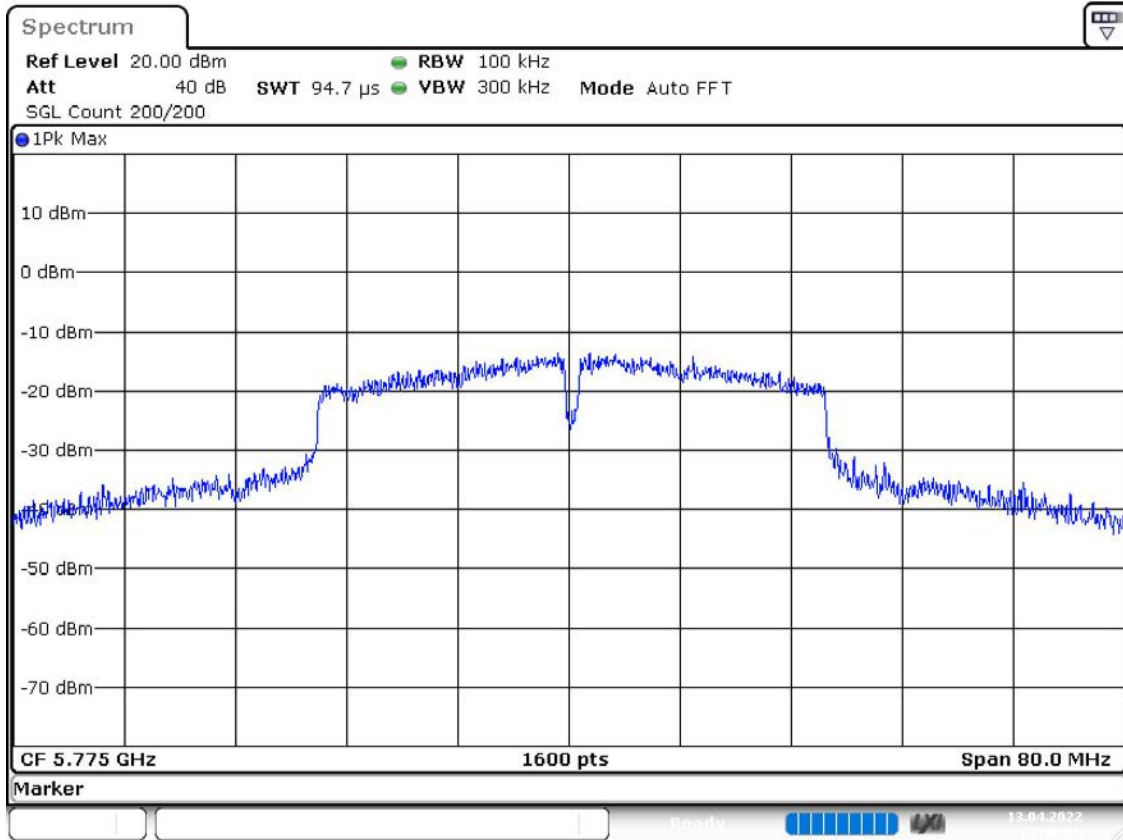
(continuation of the "6 dB Bandwidth" table from column 6 ...)

DUT Frequency (MHz)	Max Level (dBm)	Result
5775.000000	0.8	PASS

6 dB Bandwidth



Bandwidth



Date: 13.APR.2022 13:46:05

## Occupied Channel Bandwidth 99% (5775 MHz; 24.000 dBm; 40 MHz)

Customized settings.

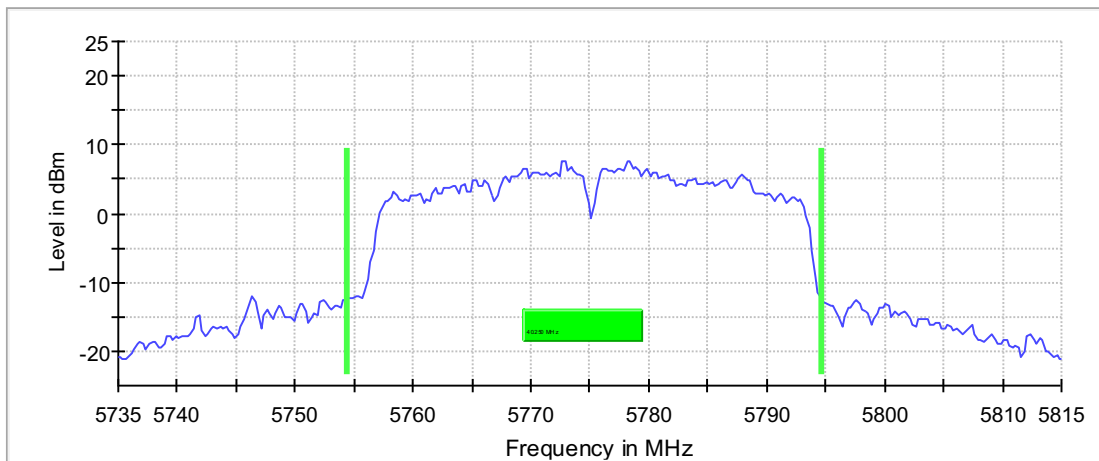
### 99 % Bandwidth

DUT Frequency (MHz)	Bandwidth (MHz)	Limit Min (MHz)	Limit Max (MHz)	Band Edge Left (MHz)	Band Edge Right (MHz)
5775.000000	40.250000	---	---	5754.375000	5794.625000

(continuation of the "99 % Bandwidth" table from column 6 ...)

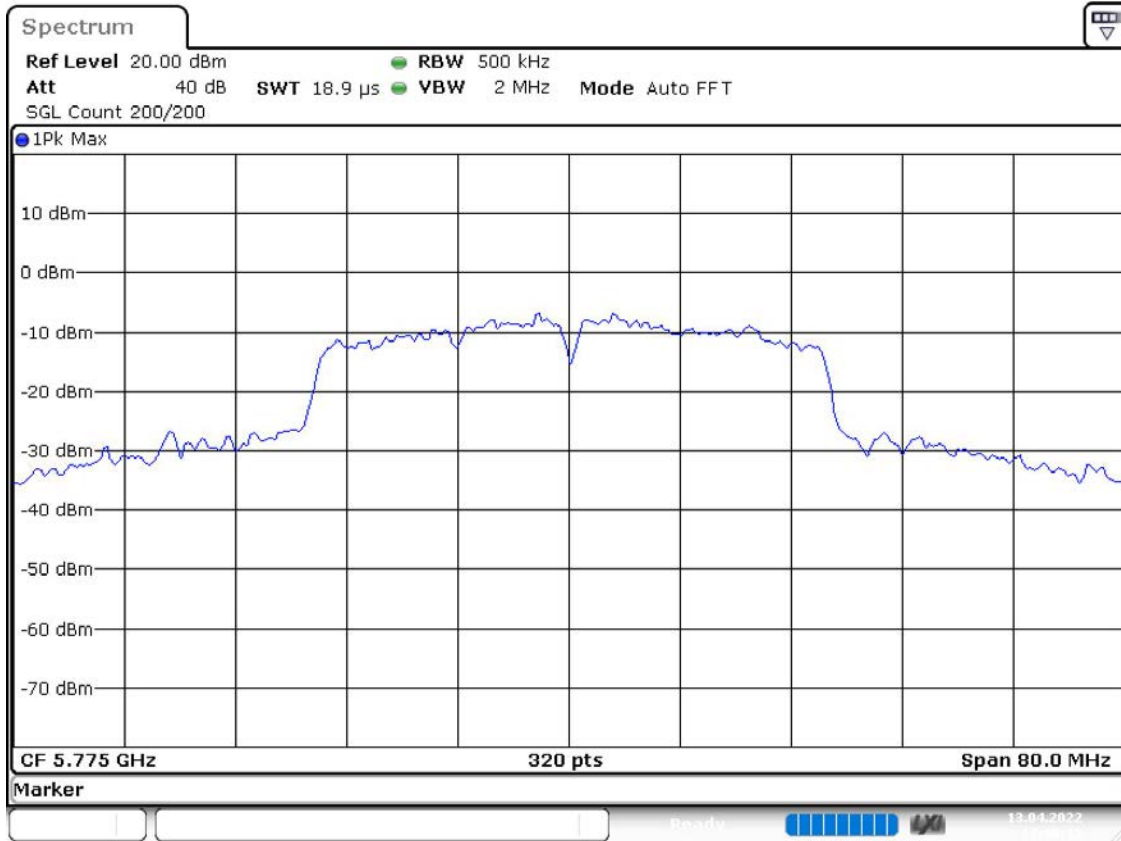
DUT Frequency (MHz)	Result
5775.000000	PASS

99 % Bandwidth



Bandwidth





Date: 13.APR.2022 13:46:13

### Tx Spurious Emission (5775 MHz; 24.000 dBm; 40 MHz)

Customized settings.

### Result

DUT Frequency (MHz)	Result
5775.000000	PASS

### Final measurements

Frequency (MHz)	Level Pre Measurement (dBm)	level (dBm)	Limit (dBm)	Margin (dB)	Result
---	---	---	---	---	---

### Pre Measurements

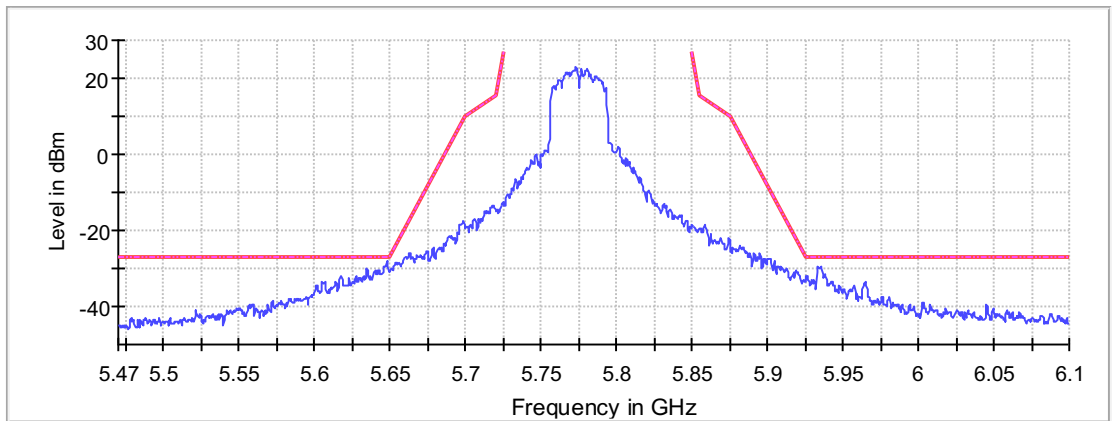
Frequency (MHz)	Level (dBm)	Margin (dB)	Limit (dBm)
5648.250000	-28.1	1.1	-27.0
5647.750000	-28.1	1.1	-27.0

5933.750000	-29.3	2.3	-27.0
5648.750000	-29.3	2.3	-27.0
5935.750000	-29.4	2.4	-27.0
5933.250000	-29.5	2.5	-27.0
5646.750000	-29.5	2.5	-27.0
5935.250000	-29.5	2.5	-27.0
5647.250000	-29.6	2.6	-27.0
5646.250000	-29.7	2.7	-27.0
5936.250000	-29.8	2.8	-27.0
5645.750000	-29.9	2.9	-27.0
5934.250000	-30.0	3.0	-27.0
5634.750000	-30.1	3.1	-27.0
5934.750000	-30.2	3.2	-27.0

### Measurement Settings

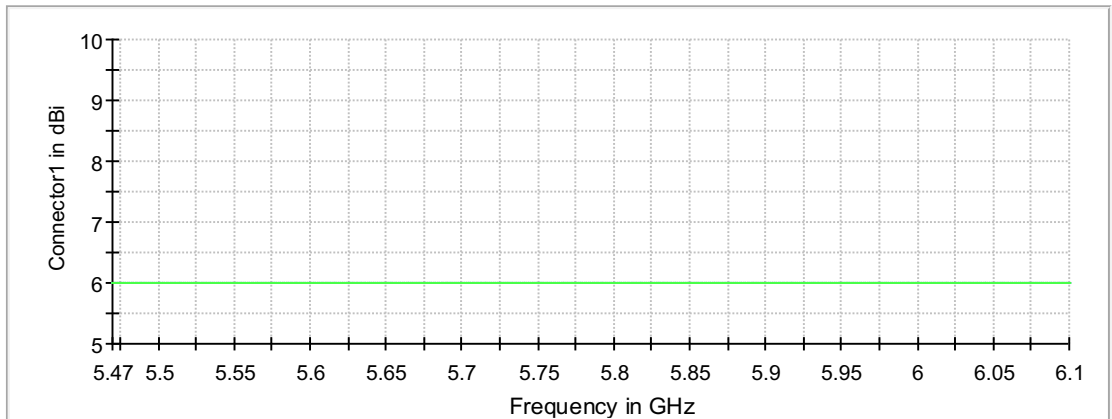
Start Frequency (MHz)	Stop Frequency (MHz)	Pre Measurement	Final Measurement
5470.000000	6100.000000	2	2

Spurious



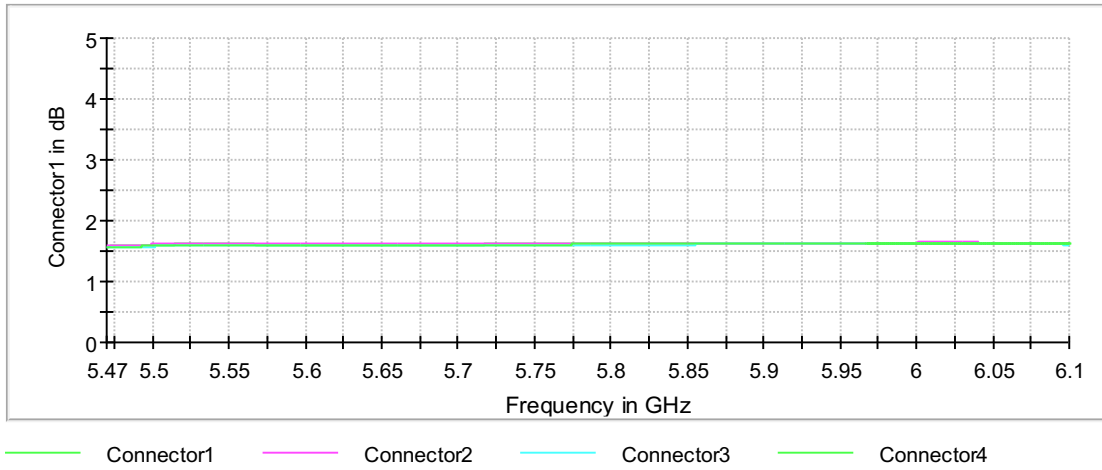
— Limit    - - - - Threshold    × Critical    × Final Critical    — Sum Level

Gain



— Connector1    — Connector2    — Connector3    — Connector4

Attenuation



### Emission Bandwidth 26 dB (5795 MHz; 24.000 dBm; 40 MHz)

Customized settings.

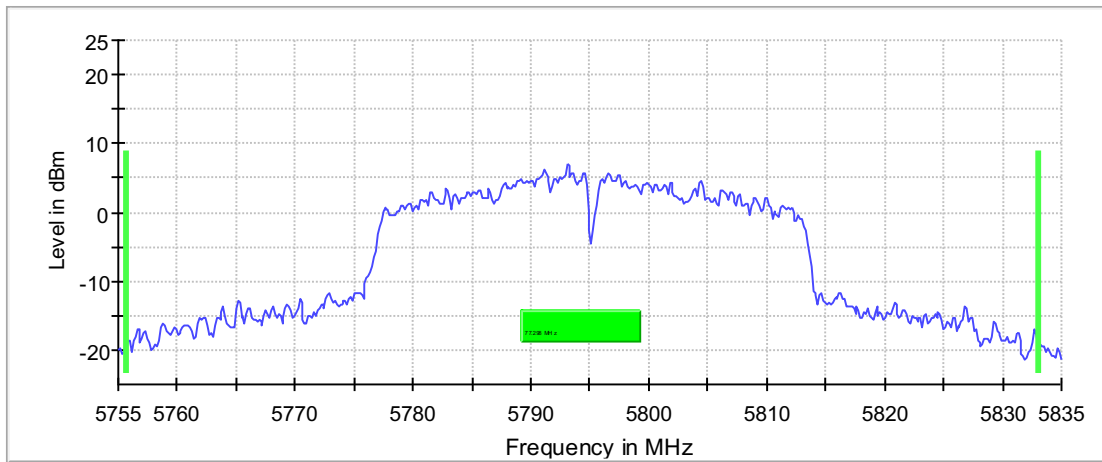
### 26 dB Bandwidth

DUT Frequency (MHz)	Bandwidth (MHz)	Limit Min (MHz)	Limit Max (MHz)	Band Edge Left (MHz)	Band Edge Right (MHz)
5795.000000	77.298312	---	---	5755.675422	5832.973734

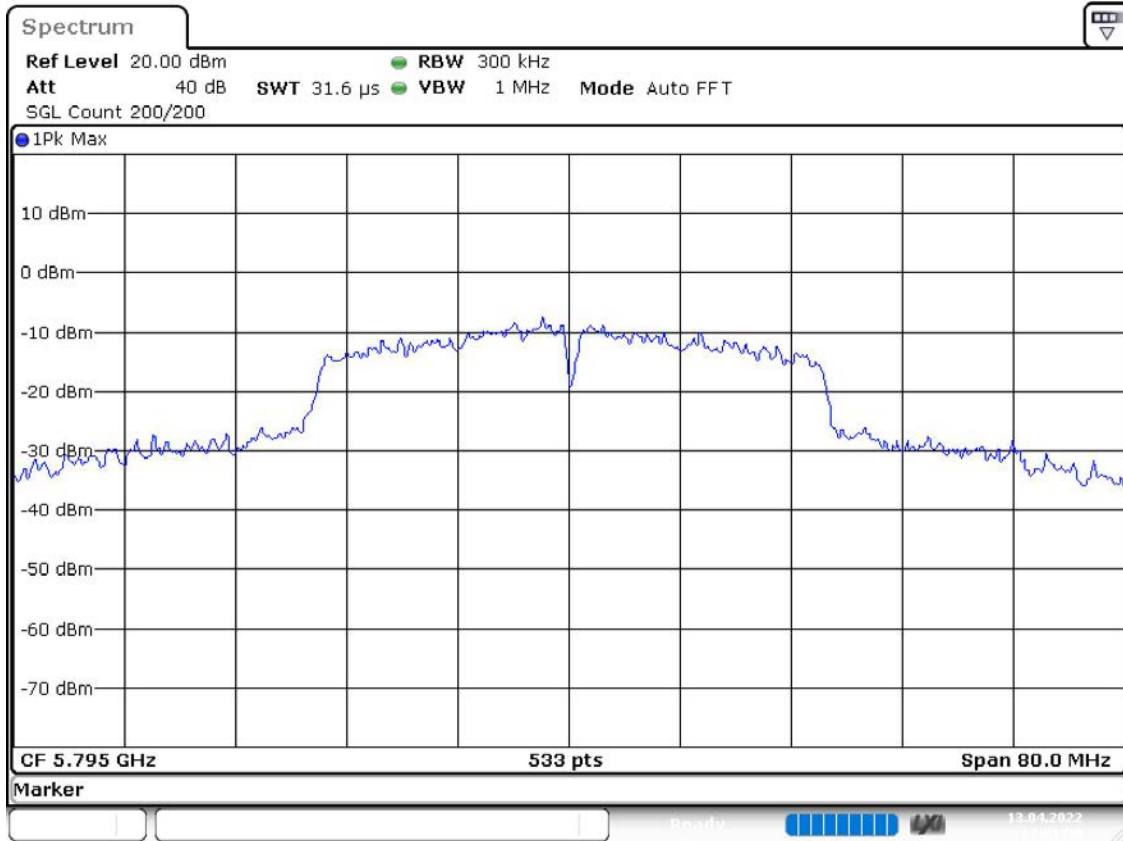
(continuation of the "26 dB Bandwidth" table from column 6 ...)

DUT Frequency (MHz)	Max Level (dBm)	Result
5795.000000	7.0	PASS

26 dB Bandwidth



Bandwidth



Date: 13.APR.2022 13:51:50

### Minimum Emission Bandwidth 6 dB (5795 MHz; 24.000 dBm; 40 MHz)

Customized settings.

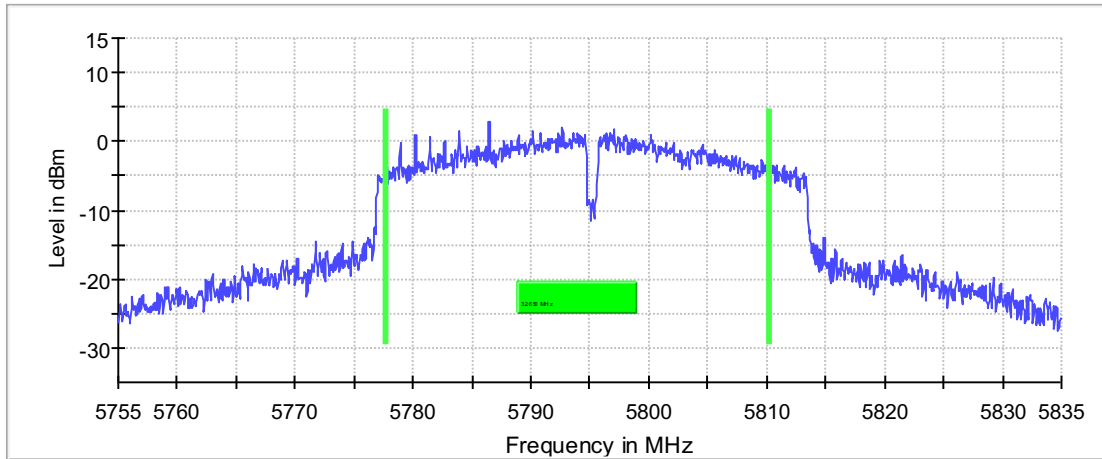
### 6 dB Bandwidth

DUT Frequency (MHz)	Bandwidth (MHz)	Limit Min (MHz)	Limit Max (MHz)	Band Edge Left (MHz)	Band Edge Right (MHz)
5795.000000	32.650000	0.500000	---	5777.625000	5810.275000

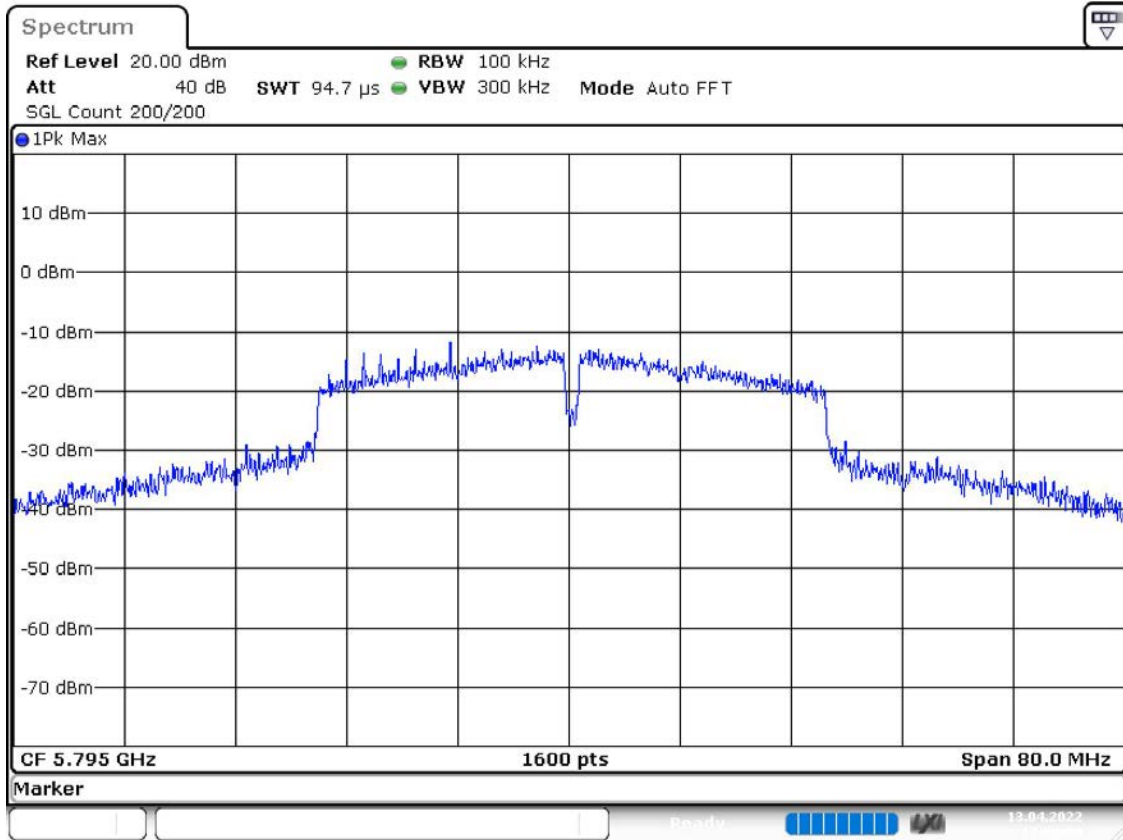
(continuation of the "6 dB Bandwidth" table from column 6 ...)

DUT Frequency (MHz)	Max Level (dBm)	Result
5795.000000	2.9	PASS

6 dB Bandwidth



Bandwidth



Date: 13.APR.2022 13:53:09

## Occupied Channel Bandwidth 99% (5795 MHz; 24.000 dBm; 40 MHz)

Customized settings.

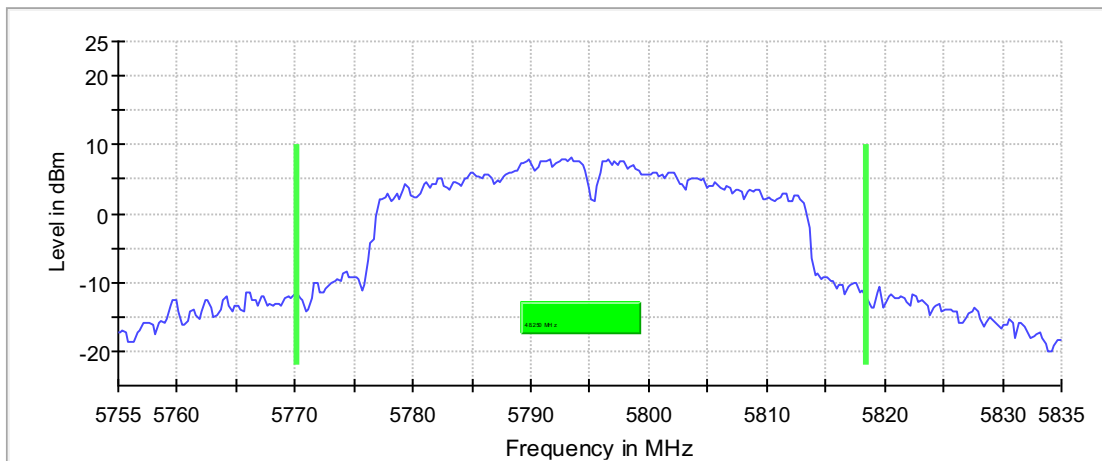
### 99 % Bandwidth

DUT Frequency (MHz)	Bandwidth (MHz)	Limit Min (MHz)	Limit Max (MHz)	Band Edge Left (MHz)	Band Edge Right (MHz)
5795.000000	48.250000	---	---	5770.125000	5818.375000

(continuation of the "99 % Bandwidth" table from column 6 ...)

DUT Frequency (MHz)	Result
5795.000000	PASS

99 % Bandwidth



Bandwidth



Date: 13.APR.2022 13:53:17

### Tx Spurious Emission (5795 MHz; 24.000 dBm; 40 MHz)

Customized settings.

### Result

DUT Frequency (MHz)	Result
5795.000000	PASS

### Final measurements

Frequency (MHz)	Level Pre Measurement (dBm)	level (dBm)	Limit (dBm)	Margin (dB)	Result
---	---	---	---	---	---

### Pre Measurements

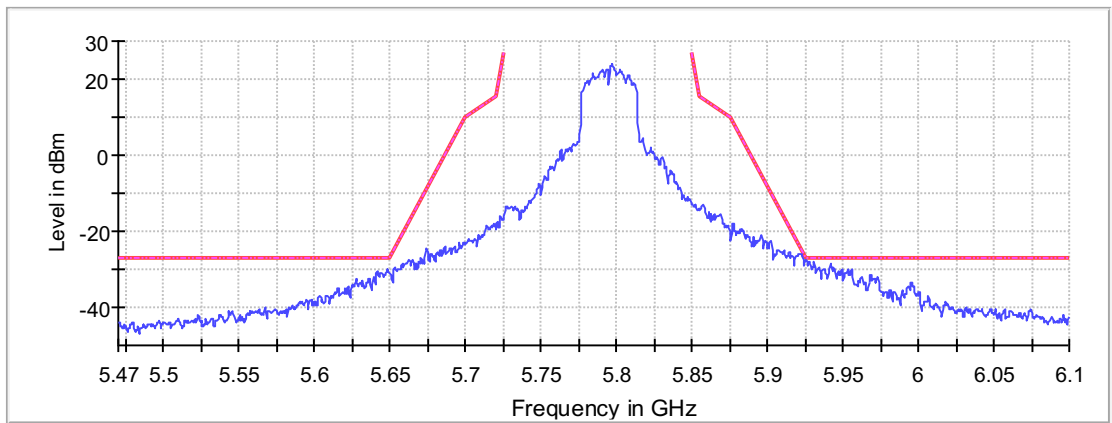
Frequency (MHz)	Level (dBm)	Margin (dB)	Limit (dBm)
5925.750000	-27.6	0.6	-27.0
5922.750000	-26.0	0.6	-25.3
5925.250000	-27.8	0.8	-27.0

5923.250000	-26.5	0.8	-25.7
5926.250000	-28.1	1.1	-27.0
5924.750000	-28.0	1.2	-26.8
5931.250000	-28.2	1.2	-27.0
5927.750000	-28.2	1.2	-27.0
5922.250000	-26.2	1.2	-25.0
5923.750000	-27.3	1.3	-26.1
5927.250000	-28.3	1.3	-27.0
5928.250000	-28.5	1.5	-27.0
5921.750000	-26.2	1.6	-24.6
5921.250000	-25.8	1.6	-24.2
5941.750000	-28.6	1.6	-27.0

### Measurement Settings

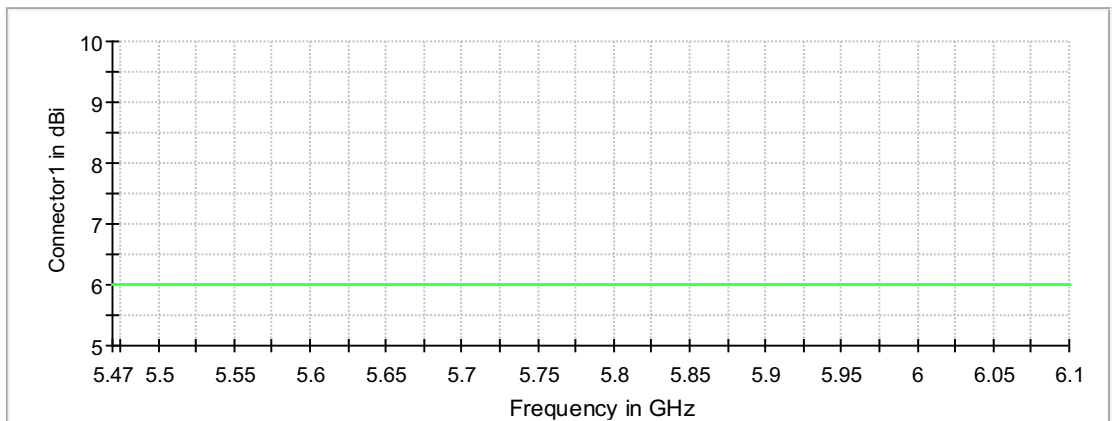
Start Frequency (MHz)	Stop Frequency (MHz)	Pre Measurement	Final Measurement
5470.000000	6100.000000	2	2

Spurious



— Limit    - - - - Threshold    × Critical    × Final Critical    — Sum Level

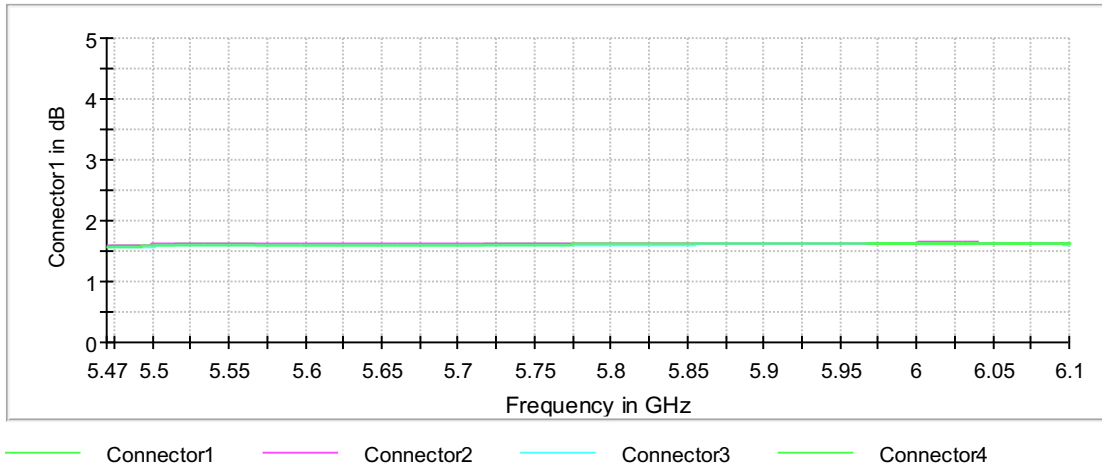
Gain



— Connector1    - - - - Connector2    — Connector3    — Connector4



Attenuation



### Emission Bandwidth 26 dB (5775 MHz; 24.000 dBm; 80 MHz)

Customized settings.

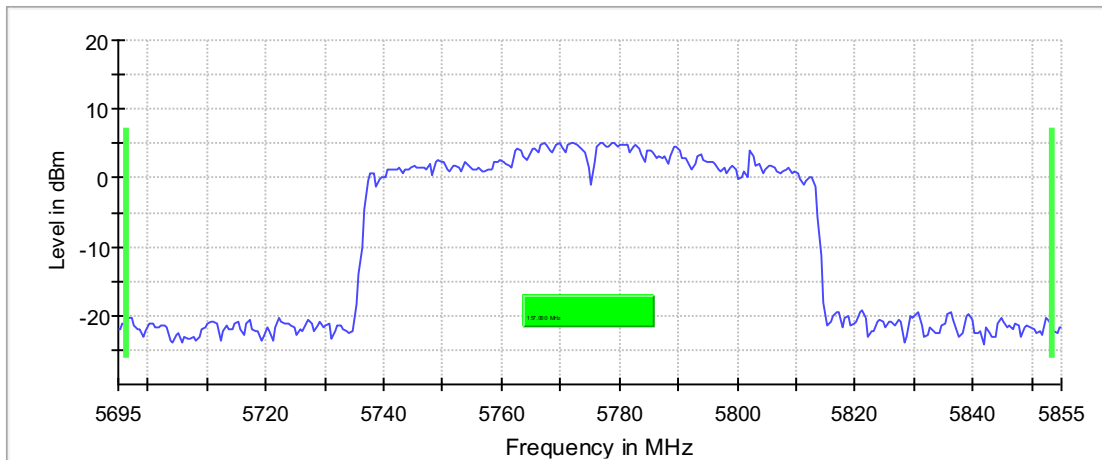
### 26 dB Bandwidth

DUT Frequency (MHz)	Bandwidth (MHz)	Limit Min (MHz)	Limit Max (MHz)	Band Edge Left (MHz)	Band Edge Right (MHz)
5775.000000	157.000000	---	---	5696.250000	5853.250000

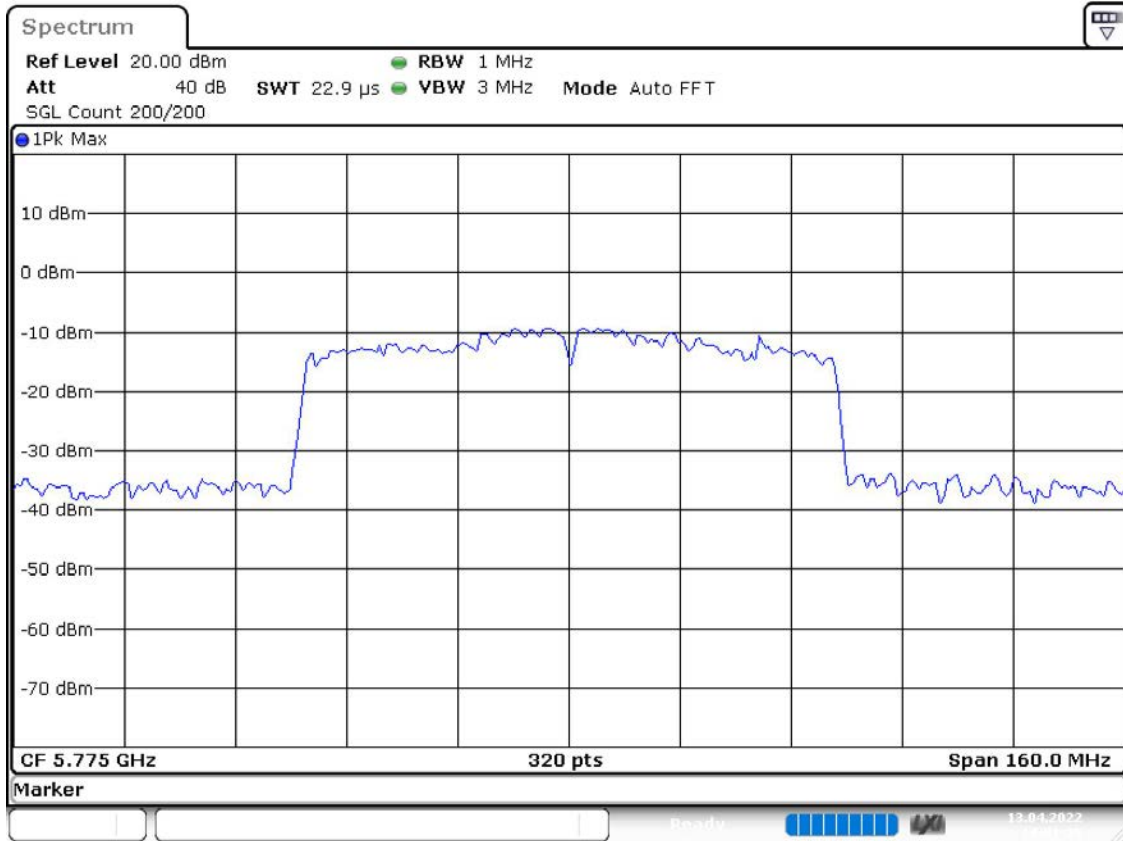
(continuation of the "26 dB Bandwidth" table from column 6 ...)

DUT Frequency (MHz)	Max Level (dBm)	Result
5775.000000	5.2	PASS

26 dB Bandwidth



Bandwidth



Date: 13.APR.2022 14:01:25

### Minimum Emission Bandwidth 6 dB (5775 MHz; 24.000 dBm; 80 MHz)

Customized settings.

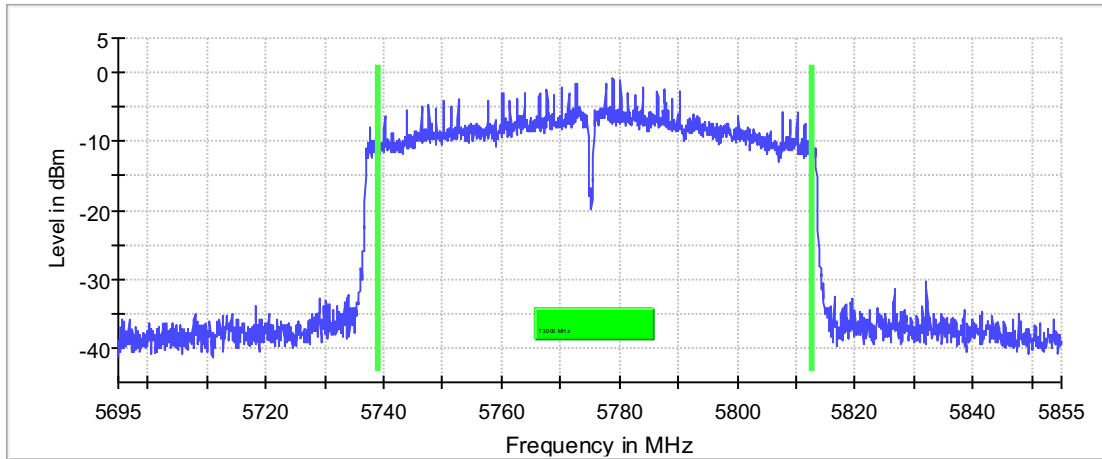
#### 6 dB Bandwidth

DUT Frequency (MHz)	Bandwidth (MHz)	Limit Min (MHz)	Limit Max (MHz)	Band Edge Left (MHz)	Band Edge Right (MHz)
5775.000000	73.900000	0.500000	---	5738.875000	5812.775000

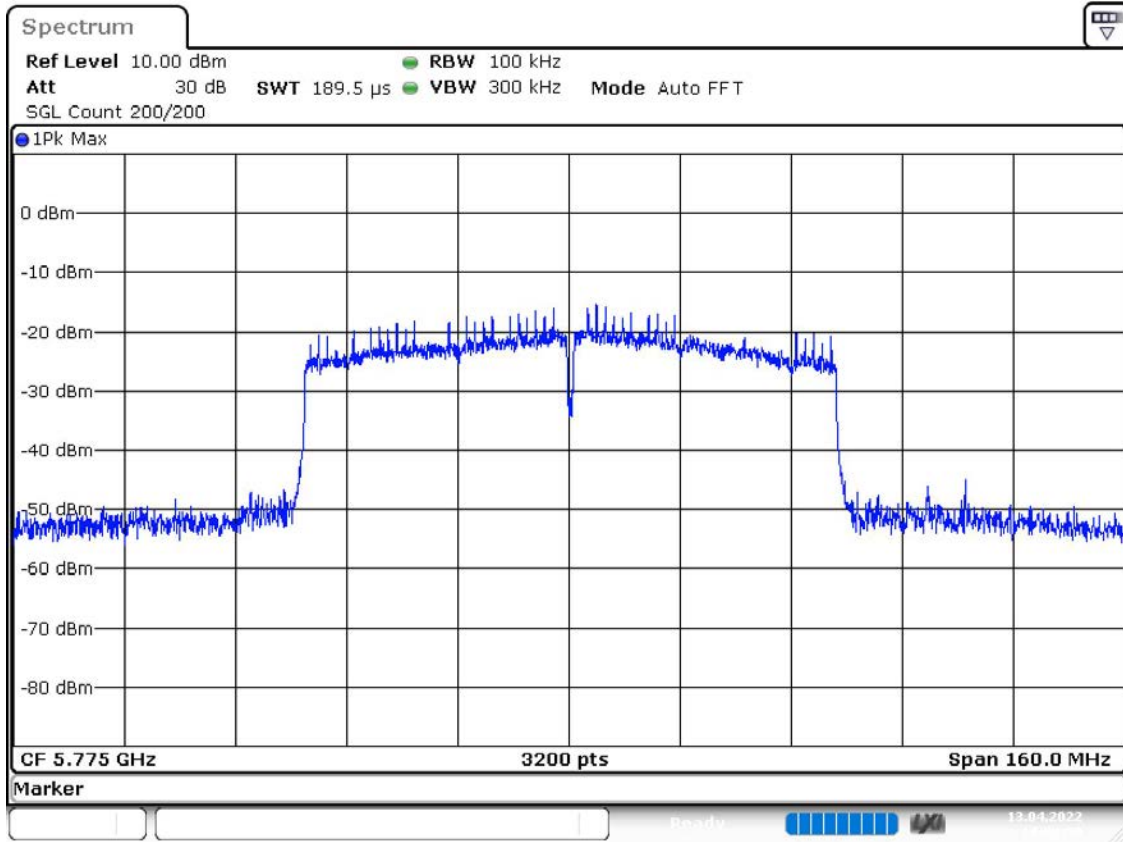
(continuation of the "6 dB Bandwidth" table from column 6 ...)

DUT Frequency (MHz)	Max Level (dBm)	Result
5775.000000	-0.9	PASS

6 dB Bandwidth



Bandwidth



Date: 13.APR.2022 14:02:50

## Occupied Channel Bandwidth 99% (5775 MHz; 24.000 dBm; 80 MHz)

Customized settings.

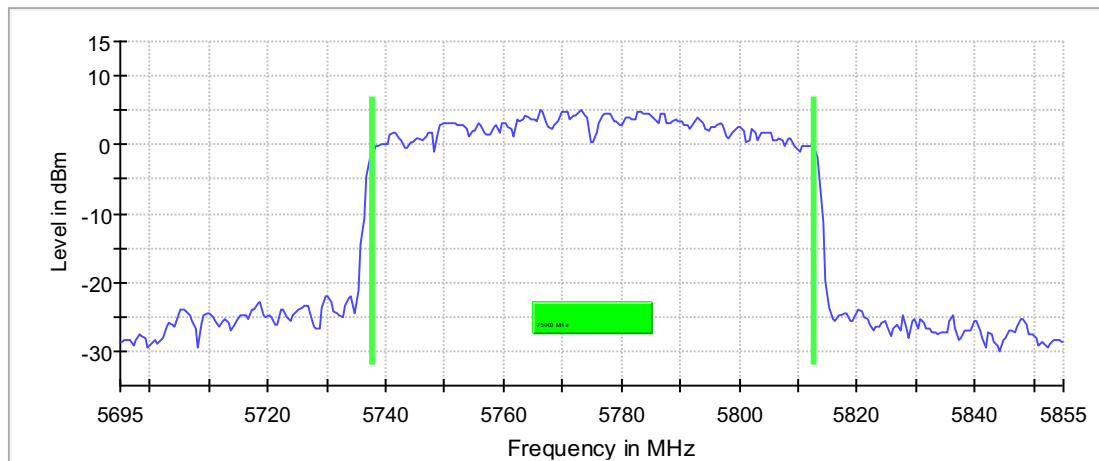
### 99 % Bandwidth

DUT Frequency (MHz)	Bandwidth (MHz)	Limit Min (MHz)	Limit Max (MHz)	Band Edge Left (MHz)	Band Edge Right (MHz)
5775.000000	75.000000	---	---	5737.750000	5812.750000

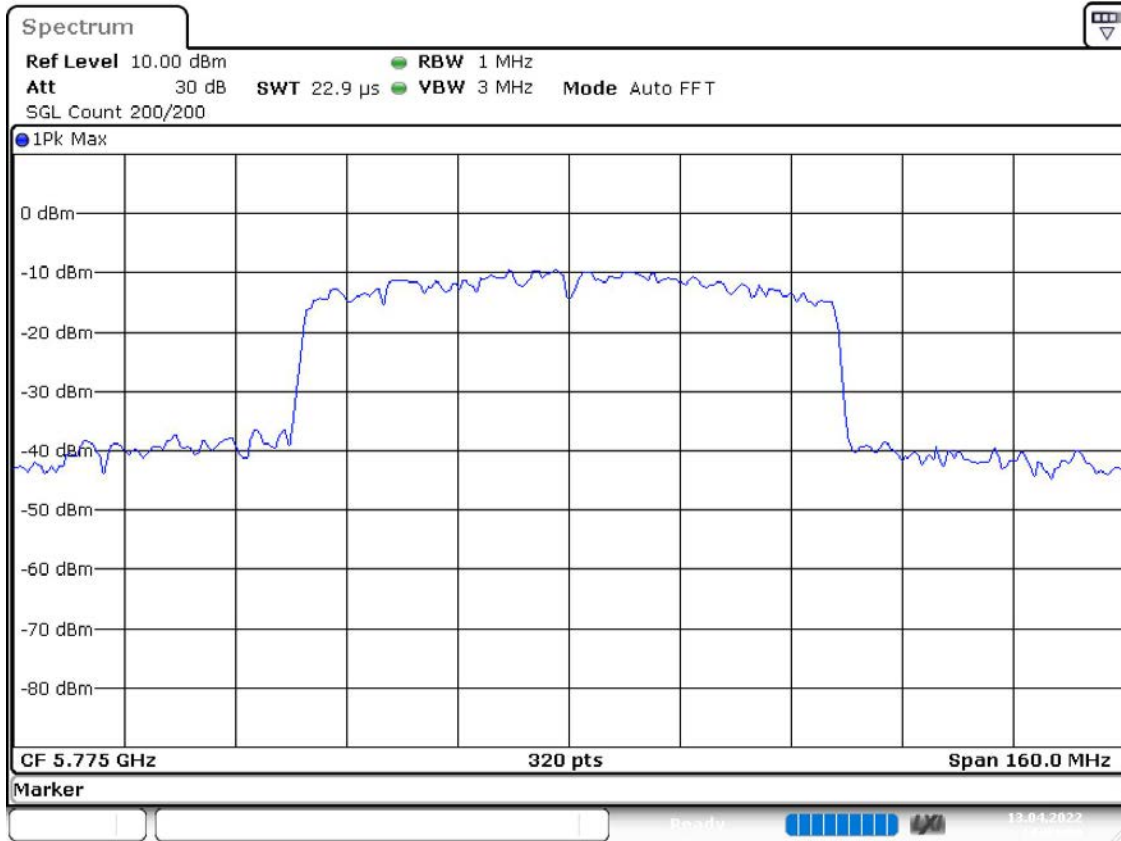
(continuation of the "99 % Bandwidth" table from column 6 ...)

DUT Frequency (MHz)	Result
5775.000000	PASS

99 % Bandwidth



Bandwidth



Date: 13.APR.2022 14:03:00

### Tx Spurious Emission (5775 MHz; 24.000 dBm; 80 MHz)

Customized settings.

### Result

DUT Frequency (MHz)	Result
5775.000000	PASS

### Final measurements

Frequency (MHz)	Level Pre Measurement (dBm)	level (dBm)	Limit (dBm)	Margin (dB)	Result
---	---	---	---	---	---

### Pre Measurements

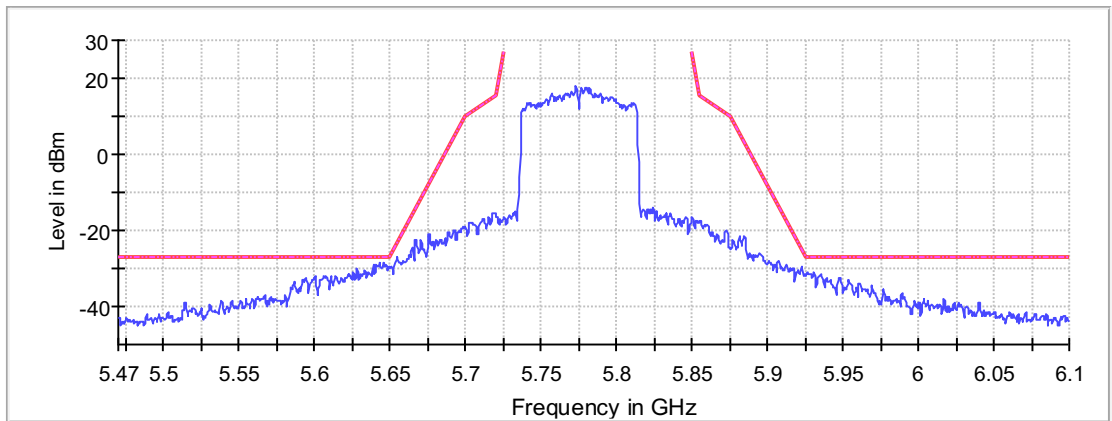
Frequency (MHz)	Level (dBm)	Margin (dB)	Limit (dBm)
5645.750000	-28.5	1.5	-27.0
5643.250000	-28.6	1.6	-27.0

5645.250000	-28.9	1.9	-27.0
5642.750000	-28.9	1.9	-27.0
5638.750000	-29.0	2.0	-27.0
5641.250000	-29.0	2.0	-27.0
5647.250000	-29.2	2.2	-27.0
5643.750000	-29.3	2.3	-27.0
5647.750000	-29.3	2.3	-27.0
5642.250000	-29.3	2.3	-27.0
5646.250000	-29.3	2.3	-27.0
5640.750000	-29.4	2.4	-27.0
5641.750000	-29.5	2.5	-27.0
5646.750000	-29.5	2.5	-27.0
5649.250000	-29.6	2.6	-27.0

### Measurement Settings

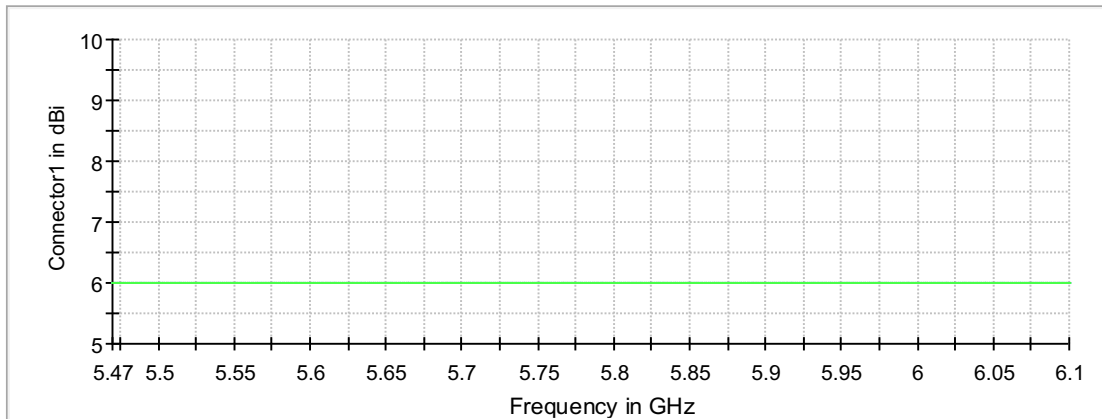
Start Frequency (MHz)	Stop Frequency (MHz)	Pre Measurement	Final Measurement
5470.000000	6100.000000	2	2

Spurious



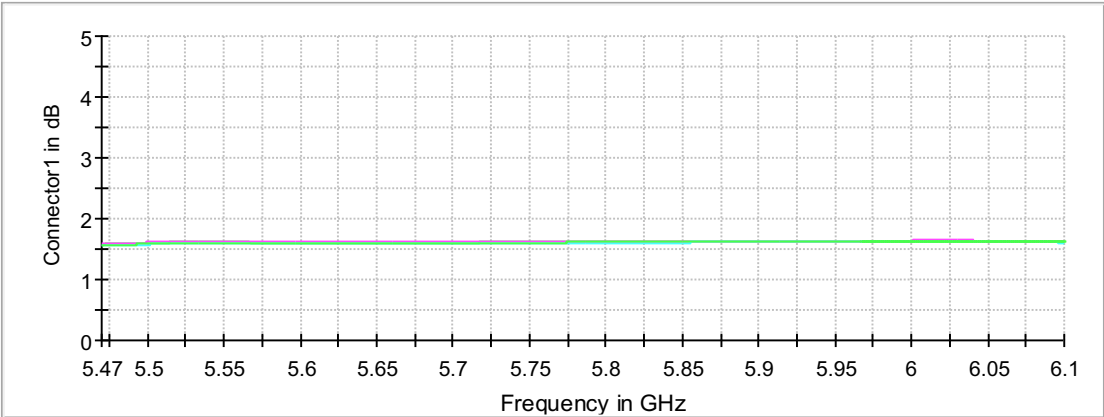
— Limit    - - - - Threshold    × Critical    × Final Critical    — Sum Level

Gain



— Connector1    — Connector2    — Connector3    — Connector4

Attenuation



Connector1 Connector2 Connector3 Connector4

### 3 HE Mode

#### Summary

Test	Frequency (MHz)	Nominal Power (dBm)	Nominal Bandwidth (MHz)	Result
Emission Bandwidth 26 dB	5745.000	24.0	20.000000	PASS
RF output power	5745.000	24.0	20.000000	PASS
Power Spectral Density	5745.000	24.0	20.000000	PASS
Minimum Emission Bandwidth 6 dB	5745.000	24.0	20.000000	PASS
Occupied Channel Bandwidth 99%	5745.000	24.0	20.000000	PASS
Tx Spurious Emission	5745.000	24.0	20.000000	PASS
Emission Bandwidth 26 dB	5775.000	24.0	20.000000	PASS
Minimum Emission Bandwidth 6 dB	5775.000	24.0	20.000000	PASS
Occupied Channel Bandwidth 99%	5775.000	24.0	20.000000	PASS
Tx Spurious Emission	5775.000	24.0	20.000000	PASS
Emission Bandwidth 26 dB	5825.000	24.0	20.000000	PASS
Minimum Emission Bandwidth 6 dB	5825.000	24.0	20.000000	PASS
Occupied Channel Bandwidth 99%	5825.000	24.0	20.000000	PASS
Tx Spurious Emission	5825.000	24.0	20.000000	PASS
Emission Bandwidth 26 dB	5755.000	24.0	40.000000	PASS
Minimum Emission Bandwidth 6 dB	5755.000	24.0	40.000000	PASS
Occupied Channel Bandwidth 99%	5755.000	24.0	40.000000	PASS
Tx Spurious Emission	5755.000	24.0	40.000000	PASS
Emission Bandwidth 26 dB	5775.000	24.0	40.000000	PASS
Minimum Emission Bandwidth 6 dB	5775.000	24.0	40.000000	PASS
Occupied Channel Bandwidth 99%	5775.000	24.0	40.000000	PASS
Tx Spurious Emission	5775.000	24.0	40.000000	PASS
Emission Bandwidth 26 dB	5795.000	24.0	40.000000	PASS
Minimum Emission Bandwidth 6 dB	5795.000	24.0	40.000000	PASS
Occupied Channel Bandwidth 99%	5795.000	24.0	40.000000	PASS
Tx Spurious Emission	5795.000	24.0	40.000000	PASS
Emission Bandwidth 26 dB	5775.000	24.0	80.000000	PASS
Minimum Emission Bandwidth 6 dB	5775.000	24.0	80.000000	PASS
Occupied Channel Bandwidth 99%	5775.000	24.0	80.000000	PASS
Tx Spurious Emission	5775.000	24.0	80.000000	PASS

#### Emission Bandwidth 26 dB (5745 MHz; 24.000 dBm; 20 MHz)

Customized settings.

#### 26 dB Bandwidth

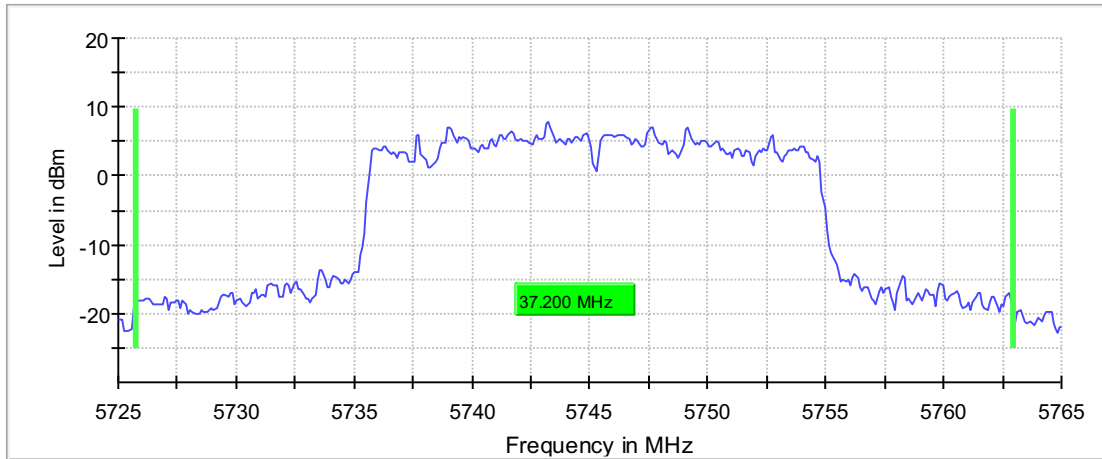
DUT Frequency (MHz)	Bandwidth (MHz)	Limit Min (MHz)	Limit Max (MHz)	Band Edge Left (MHz)	Band Edge Right (MHz)
5745.000000	37.200000	---	---	5725.750000	5762.950000

(continuation of the "26 dB Bandwidth" table from column 6 ...)

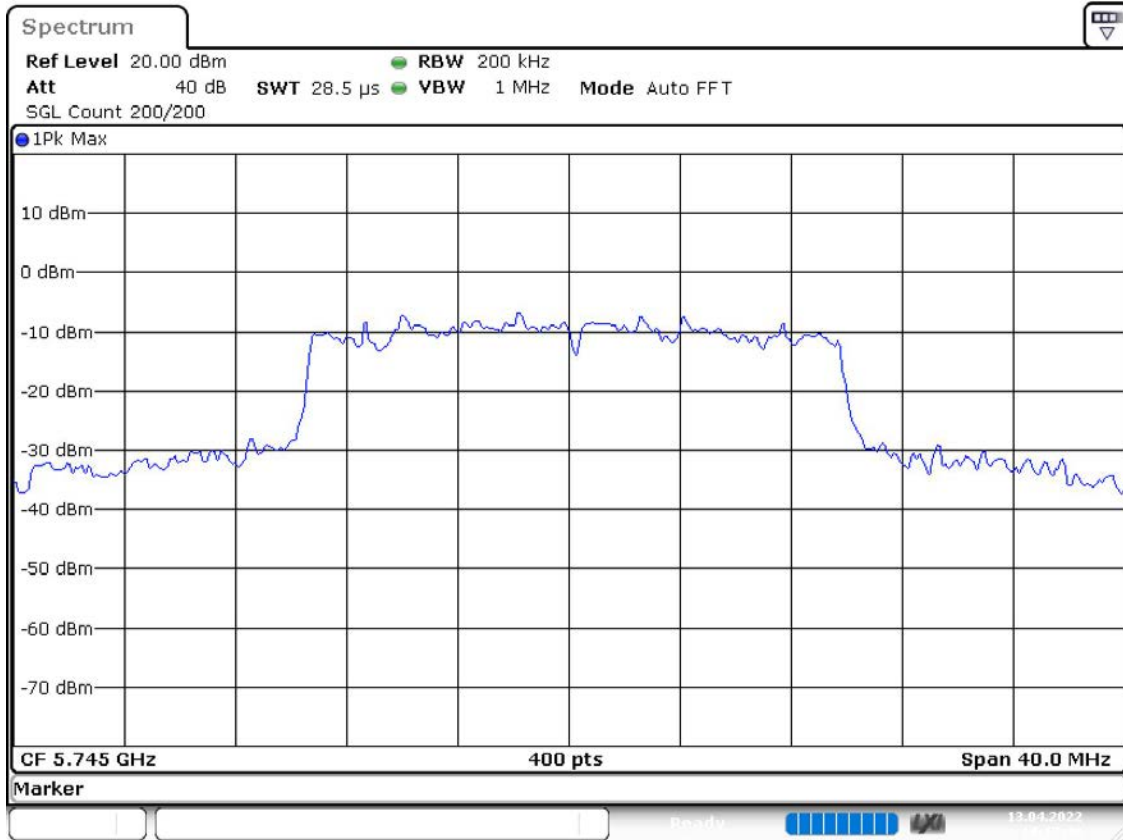
DUT Frequency (MHz)	Max Level (dBm)	Result
5745.000000	7.8	PASS



26 dB Bandwidth



Bandwidth



Date: 13.APR.2022 14:17:43

## Measurement

Setting	Instrument Value	Target Value
Start Frequency	5.72500 GHz	5.72500 GHz
Stop Frequency	5.76500 GHz	5.76500 GHz
Span	40.000 MHz	40.000 MHz
RBW	200.000 kHz	~ 200.000 kHz
VBW	1.000 MHz	>= 600.000 kHz
SweepPoints	400	~ 400
Sweeptime	28.477 µs	AUTO
Reference Level	20.000 dBm	20.000 dBm
Attenuation	40.000 dB	AUTO
Detector	MaxPeak	MaxPeak
SweepCount	200	200
Filter	3 dB	3 dB
Trace Mode	Max Hold	Max Hold
SweepType	FFT	AUTO
Preamp	off	off

## RF output power (5745 MHz; 24.000 dBm; 20 MHz)

Customized settings.

## Result

DUT Frequency (MHz)	Gated RMS (dBm)	Limit Max (dBm)	Gated EIRP (dBm)	DutyCycle (%)	Result
5745.000000	26.4	30.0	26.4	87.520	PASS

## OSP PowerMeter settings

Setting	Instrument Value	Target Value
Measurement Time	1.000 s	1.000 s
Points	1000000	1000000
Time resolution	1.000 µs	1.000 µs

## Power Spectral Density (5745 MHz; 24.000 dBm; 20 MHz)

Customized settings.

## Result

DUT Frequency (MHz)	Frequency (MHz)	PSD (dBm)	Limit Max (dBm)	Result
5745.000000	5746.584158	8.558	30.0	PASS

## Ports

Port	State
1	used
2	used
3	used
4	used

## Measurement

Setting	Instrument Value	Target Value
Start Frequency	5.73500 GHz	5.73500 GHz
Stop Frequency	5.75500 GHz	5.75500 GHz
Span	20.000 MHz	20.000 MHz
RBW	500.000 kHz	<= 500.000 kHz
VBW	2.000 MHz	>= 1.500 MHz
SweepPoints	101	~ 80
Sweptime	2.020 ms	2.020 ms
Reference Level	20.000 dBm	20.000 dBm
Attenuation	40.000 dB	AUTO
Detector	RMS	RMS
SweepCount	100	100
Filter	3 dB	3 dB
Trace Mode	Average Power	Average Power
SweepType	FFT	AUTO
Preamp	off	off

## Minimum Emission Bandwidth 6 dB (5745 MHz; 24.000 dBm; 20 MHz)

Customized settings.

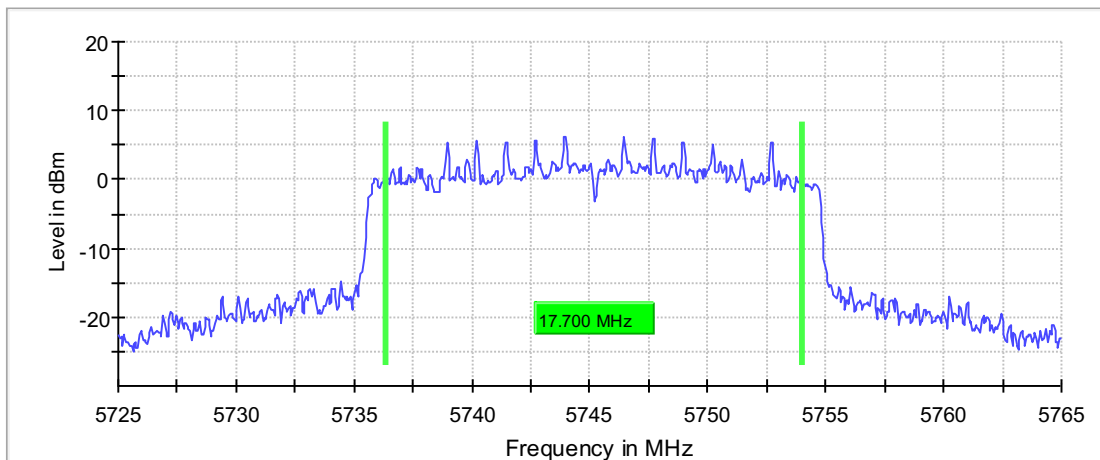
### 6 dB Bandwidth

DUT Frequency (MHz)	Bandwidth (MHz)	Limit Min (MHz)	Limit Max (MHz)	Band Edge Left (MHz)	Band Edge Right (MHz)
5745.000000	17.700000	0.500000	---	5736.325000	5754.025000

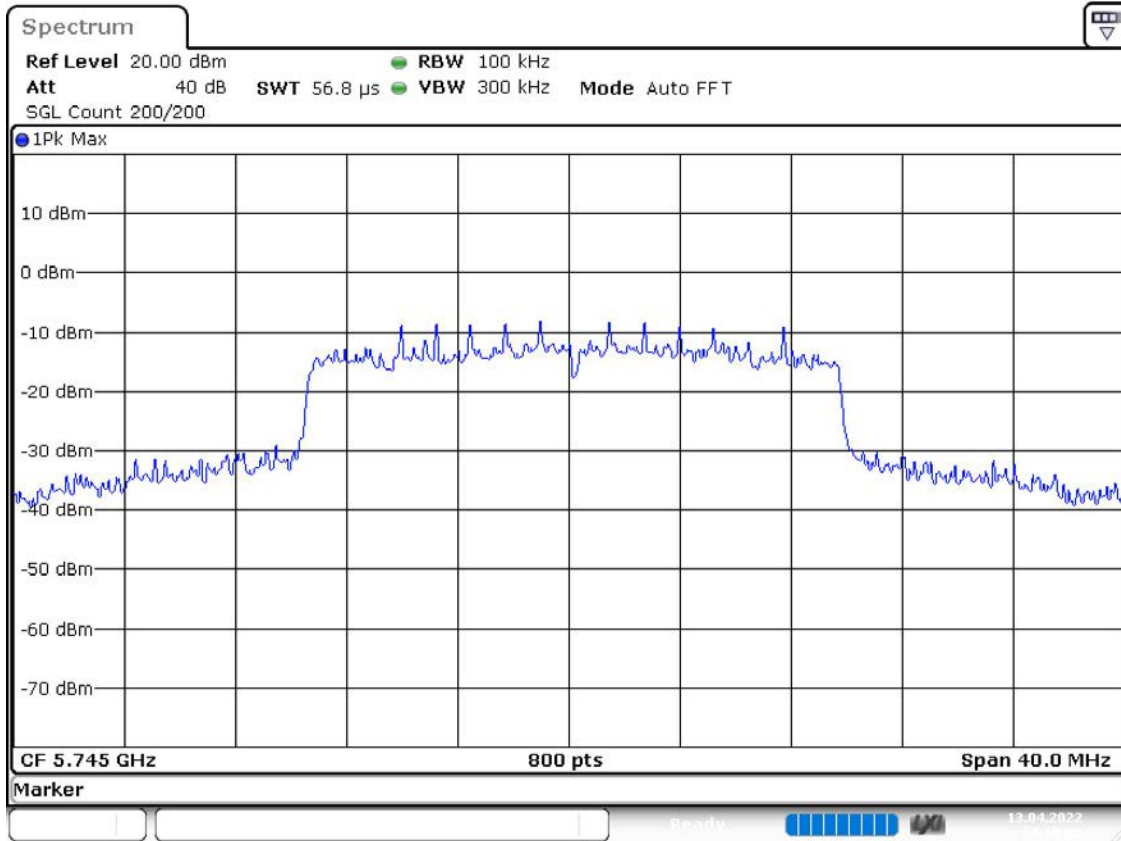
(continuation of the "6 dB Bandwidth" table from column 6 ...)

DUT Frequency (MHz)	Max Level (dBm)	Result
5745.000000	6.3	PASS

6 dB Bandwidth



Bandwidth



Date: 13.APR.2022 14:19:03

## Measurement

Setting	Instrument Value	Target Value
Start Frequency	5.72500 GHz	5.72500 GHz
Stop Frequency	5.76500 GHz	5.76500 GHz
Span	40.000 MHz	40.000 MHz
RBW	100.000 kHz	~ 100.000 kHz
VBW	300.000 kHz	~ 300.000 kHz
SweepPoints	800	~ 800
Sweeptime	56.836 $\mu$ s	AUTO
Reference Level	20.000 dBm	20.000 dBm
Attenuation	40.000 dB	AUTO
Detector	MaxPeak	MaxPeak
SweepCount	200	200
Filter	3 dB	3 dB
Trace Mode	Max Hold	Max Hold
Sweeptype	FFT	AUTO
Preamp	off	off

**Occupied Channel Bandwidth 99% (5745 MHz; 24.000 dBm; 20 MHz)**

Customized settings.

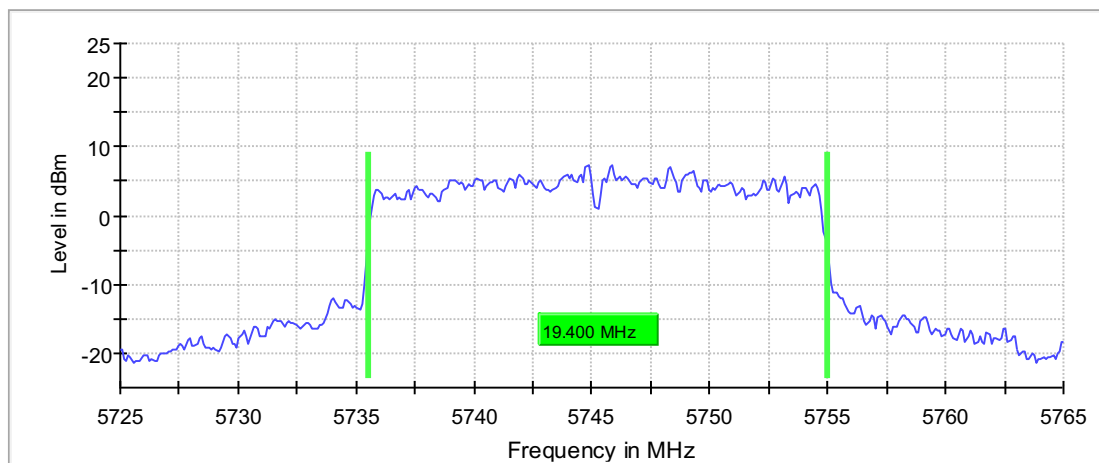
**99 % Bandwidth**

DUT Frequency (MHz)	Bandwidth (MHz)	Limit Min (MHz)	Limit Max (MHz)	Band Edge Left (MHz)	Band Edge Right (MHz)
5745.000000	19.400000	---	---	5735.550000	5754.950000

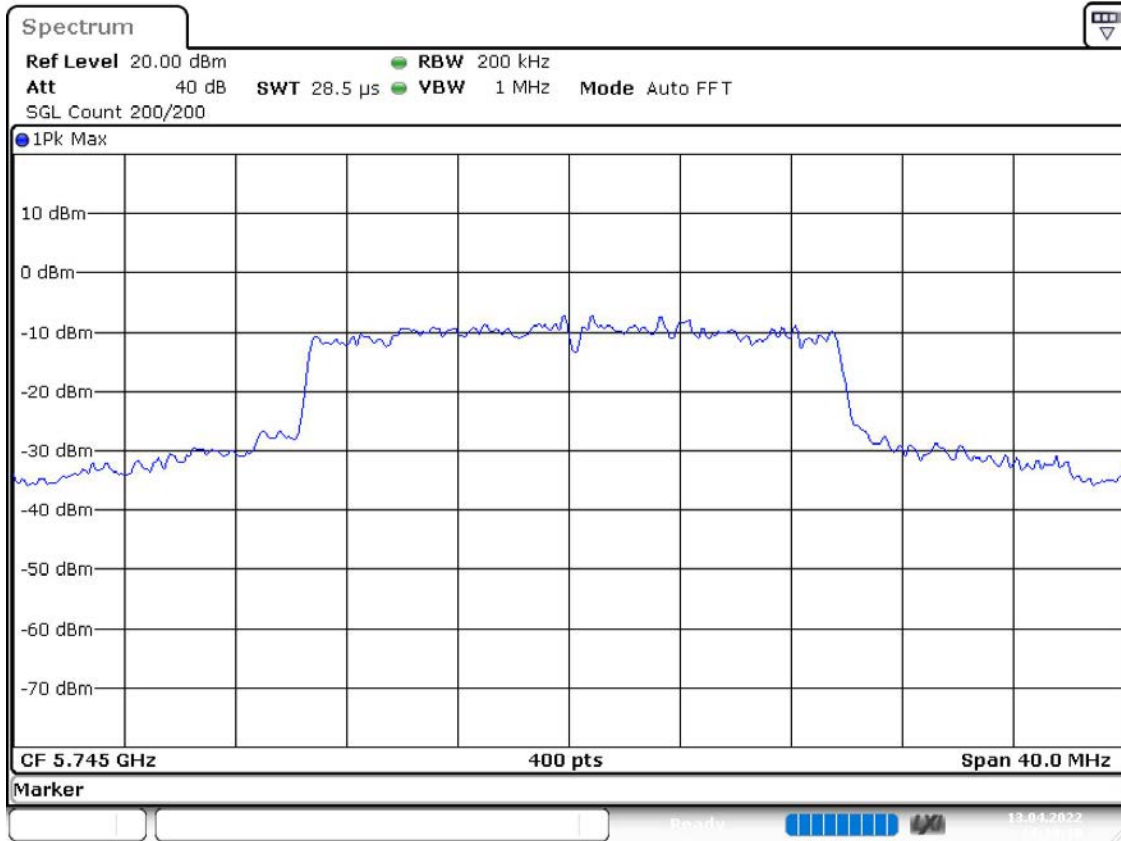
(continuation of the "99 % Bandwidth" table from column 6 ...)

DUT Frequency (MHz)	Result
5745.000000	PASS

99 % Bandwidth



Bandwidth



Date: 13.APR.2022 14:19:10

## Measurement

Setting	Instrument Value	Target Value
Start Frequency	5.72500 GHz	5.72500 GHz
Stop Frequency	5.76500 GHz	5.76500 GHz
Span	40.000 MHz	40.000 MHz
RBW	200.000 kHz	$\geq$ 200.000 kHz
VBW	1.000 MHz	$\geq$ 600.000 kHz
SweepPoints	400	$\sim$ 400
SweepTime	28.477 $\mu$ s	AUTO
Reference Level	20.000 dBm	20.000 dBm
Attenuation	40.000 dB	AUTO
Detector	MaxPeak	MaxPeak
SweepCount	200	200
Filter	3 dB	3 dB
Trace Mode	Max Hold	Max Hold
Sweeptype	FFT	AUTO
Preamp	off	off

**Tx Spurious Emission (5745 MHz; 24.000 dBm; 20 MHz)**

Customized settings.

**Result**

DUT Frequency (MHz)	Result
5745.000000	PASS

**Final measurements**

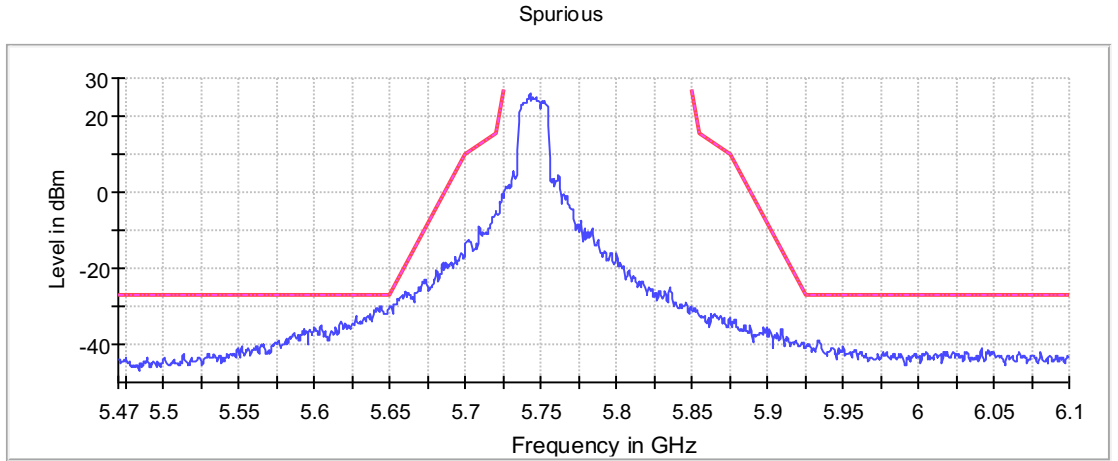
Frequency (MHz)	Level Pre Measurement (dBm)	level (dBm)	Limit (dBm)	Margin (dB)	Result
---	---	---	---	---	---

**Pre Measurements**

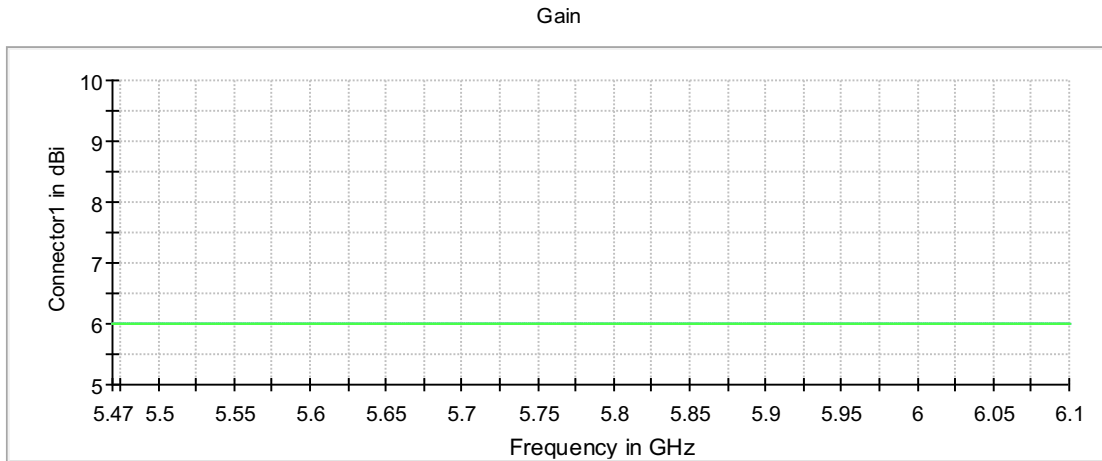
Frequency (MHz)	Level (dBm)	Margin (dB)	Limit (dBm)
5644.250000	-29.9	2.9	-27.0
5643.750000	-30.0	3.0	-27.0
5650.250000	-30.0	3.2	-26.8
5649.750000	-30.3	3.3	-27.0
5641.250000	-30.5	3.5	-27.0
5641.750000	-30.5	3.5	-27.0
5643.250000	-30.5	3.5	-27.0
5649.250000	-30.6	3.6	-27.0
5650.750000	-30.1	3.6	-26.4
5651.250000	-29.9	3.8	-26.1
5648.750000	-30.8	3.8	-27.0
5644.750000	-30.9	3.9	-27.0
5640.750000	-30.9	3.9	-27.0
5639.750000	-30.9	3.9	-27.0
5639.250000	-31.1	4.1	-27.0

**Measurement Settings**

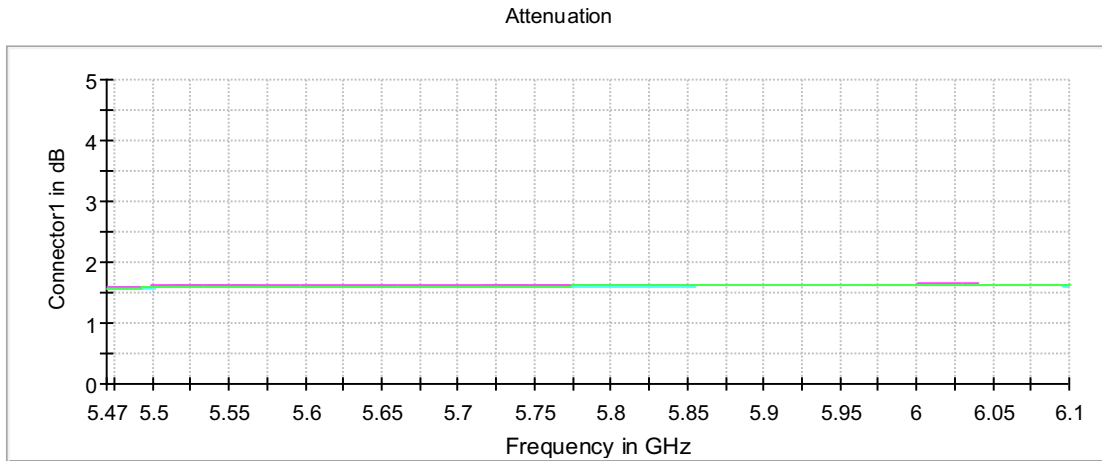
Start Frequency (MHz)	Stop Frequency (MHz)	Pre Measurement	Final Measurement
5470.000000	6100.000000	2	2



— Limit    
 - - - Threshold    
 × Critical    
 × Final Critical    
 — Sum Level



— Connector1    
 — Connector2    
 — Connector3    
 — Connector4



— Connector1    
 — Connector2    
 — Connector3    
 — Connector4

## Pre Measurement 2



Setting	Instrument Value	Target Value
RBW	1.000 MHz	<= 1.000 MHz
VBW	3.000 MHz	>= 3.000 MHz
SweepPoints	1260	~ 1260
SweepTime	85.781 $\mu$ s	AUTO
Reference Level	-10.000 dBm	-10.000 dBm
Attenuation	20.000 dB	20.000 dB
Detector	MaxPeak	MaxPeak
SweepCount	30	30
Filter	3 dB	3 dB
Trace Mode	Max Hold	Max Hold
SweepType	FFT	AUTO
Preamp	off	off

## Emission Bandwidth 26 dB (5775 MHz; 24.000 dBm; 20 MHz)

Customized settings.

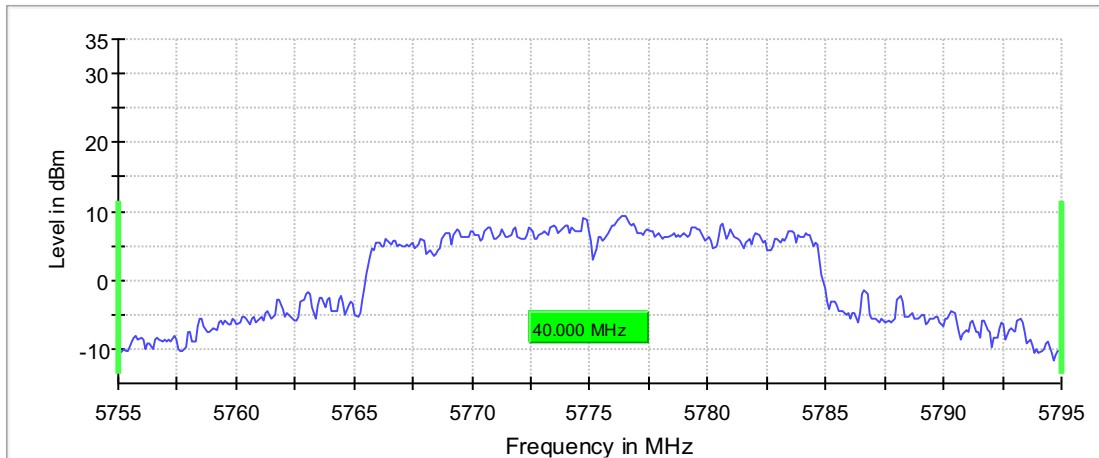
### 26 dB Bandwidth

DUT Frequency (MHz)	Bandwidth (MHz)	Limit Min (MHz)	Limit Max (MHz)	Band Edge Left (MHz)	Band Edge Right (MHz)
5775.000000	40.000000	---	---	5755.000000	5795.000000

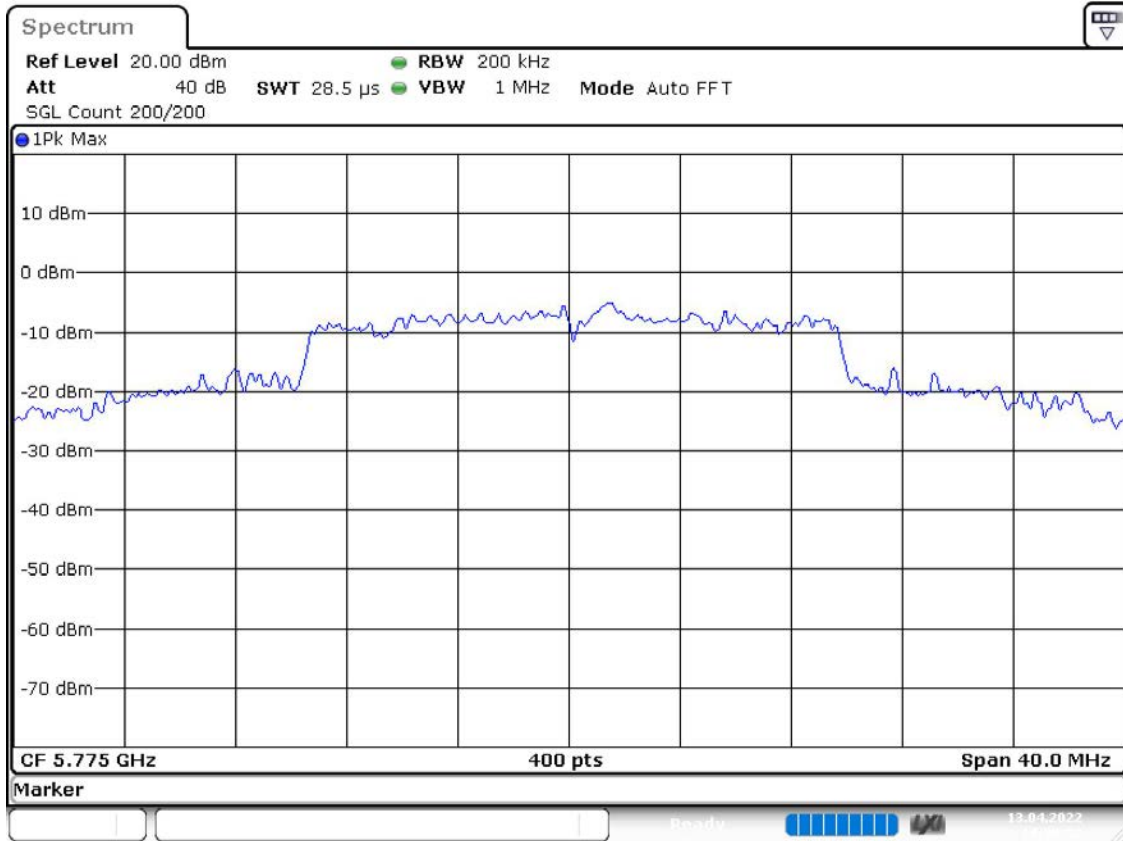
(continuation of the "26 dB Bandwidth" table from column 6 ...)

DUT Frequency (MHz)	Max Level (dBm)	Result
5775.000000	9.4	PASS

26 dB Bandwidth



Bandwidth



Date: 13.APR.2022 14:30:32

### Minimum Emission Bandwidth 6 dB (5775 MHz; 24.000 dBm; 20 MHz)

Customized settings.

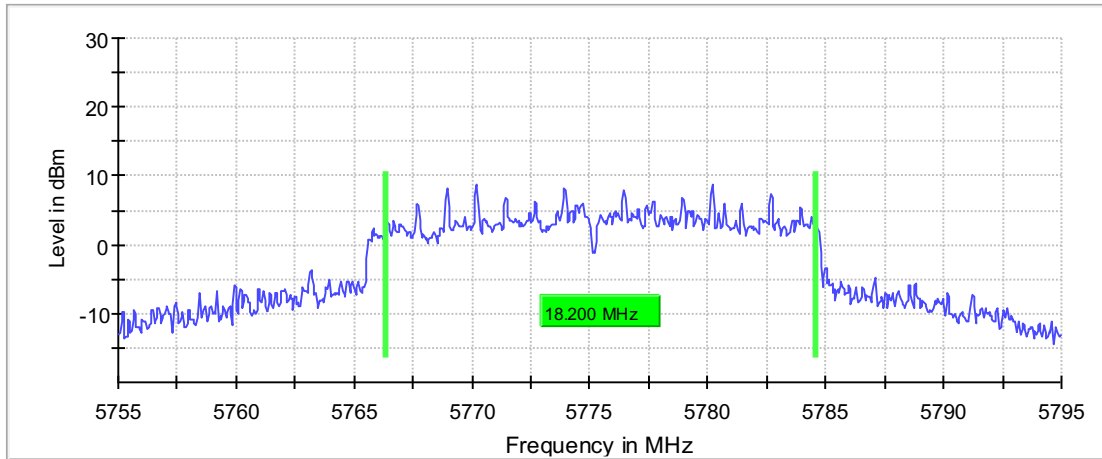
### 6 dB Bandwidth

DUT Frequency (MHz)	Bandwidth (MHz)	Limit Min (MHz)	Limit Max (MHz)	Band Edge Left (MHz)	Band Edge Right (MHz)
5775.000000	18.200000	0.500000	---	5766.375000	5784.575000

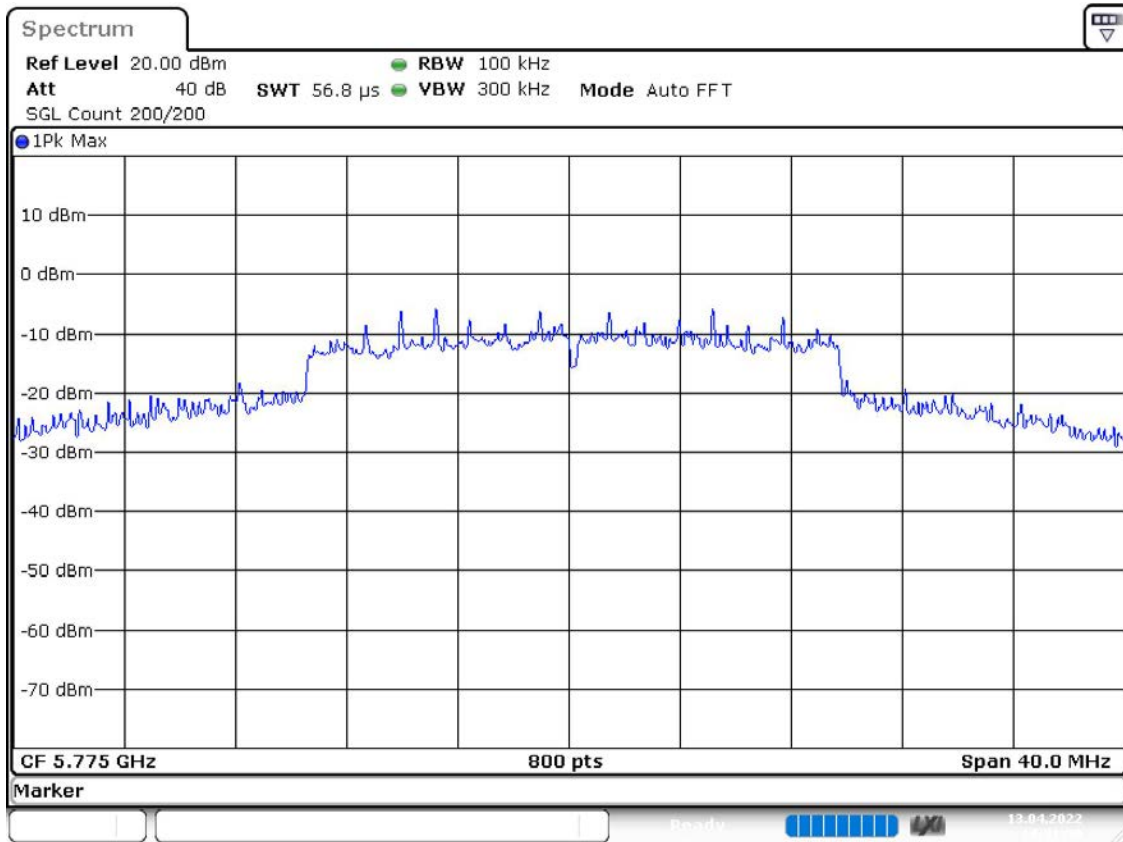
(continuation of the "6 dB Bandwidth" table from column 6 ...)

DUT Frequency (MHz)	Max Level (dBm)	Result
5775.000000	8.8	PASS

6 dB Bandwidth



Bandwidth



Date: 13.APR.2022 14:31:51

**Occupied Channel Bandwidth 99% (5775 MHz; 24.000 dBm; 20 MHz)**

Customized settings.

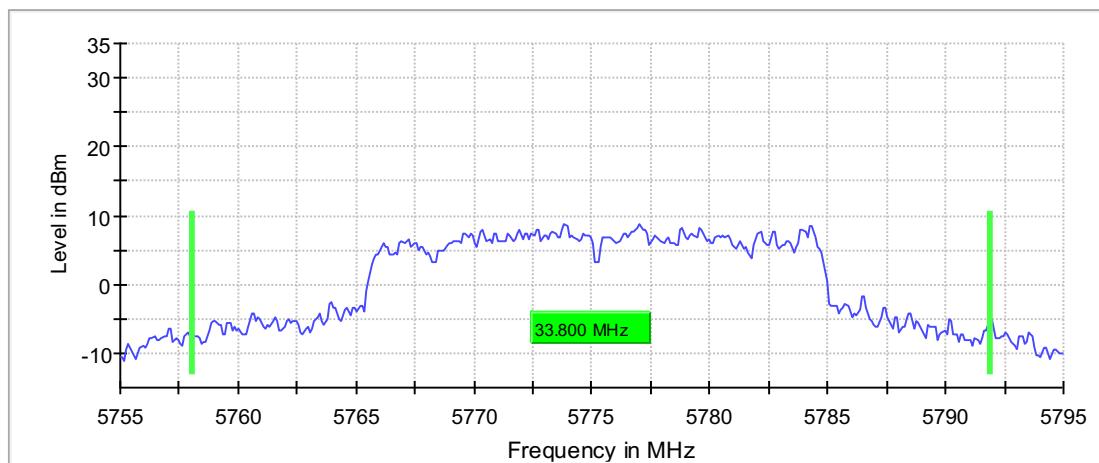
**99 % Bandwidth**

DUT Frequency (MHz)	Bandwidth (MHz)	Limit Min (MHz)	Limit Max (MHz)	Band Edge Left (MHz)	Band Edge Right (MHz)
5775.000000	33.800000	---	---	5758.050000	5791.850000

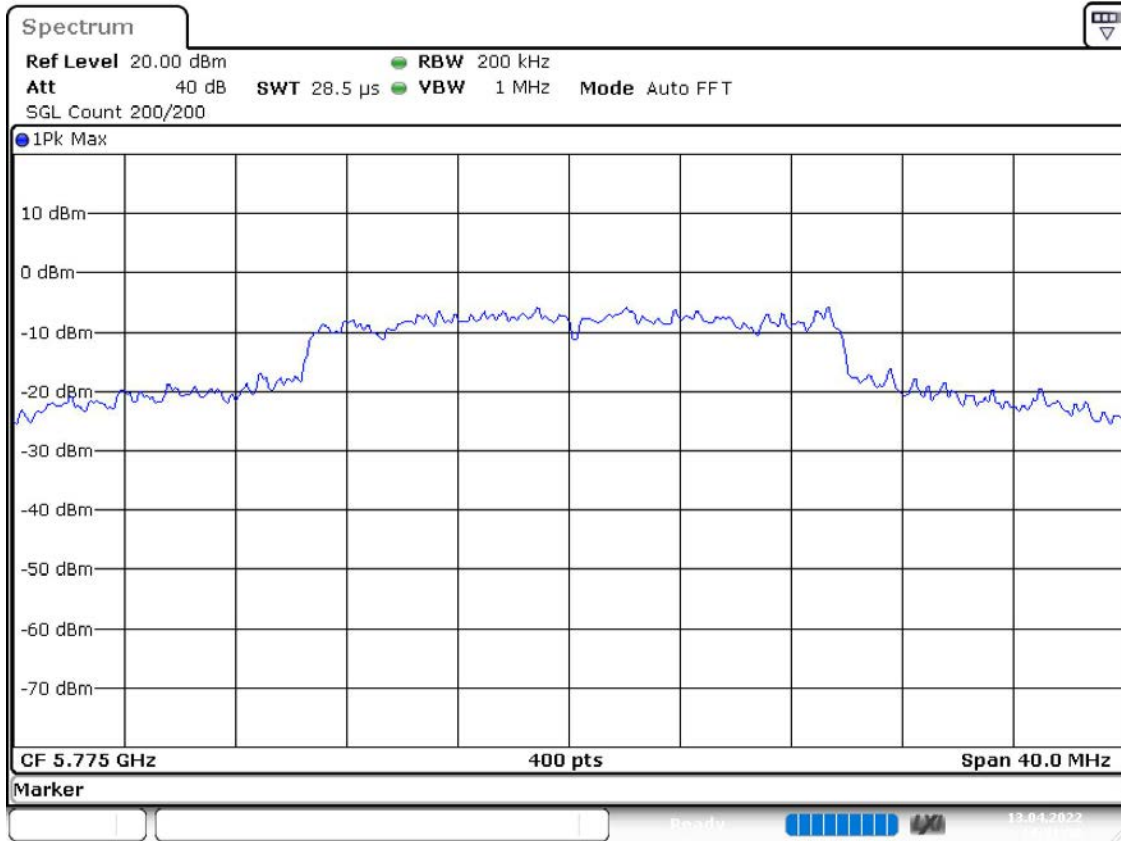
(continuation of the "99 % Bandwidth" table from column 6 ...)

DUT Frequency (MHz)	Result
5775.000000	PASS

99 % Bandwidth



Bandwidth



Date: 13.APR.2022 14:31:58

## Tx Spurious Emission (5775 MHz; 24.000 dBm; 20 MHz)

Customized settings.

### Result

DUT Frequency (MHz)	Result
5775.000000	PASS

### Final measurements

Frequency (MHz)	Level Pre Measurement (dBm)	level (dBm)	Limit (dBm)	Margin (dB)	Result
---	---	---	---	---	---

### Pre Measurements

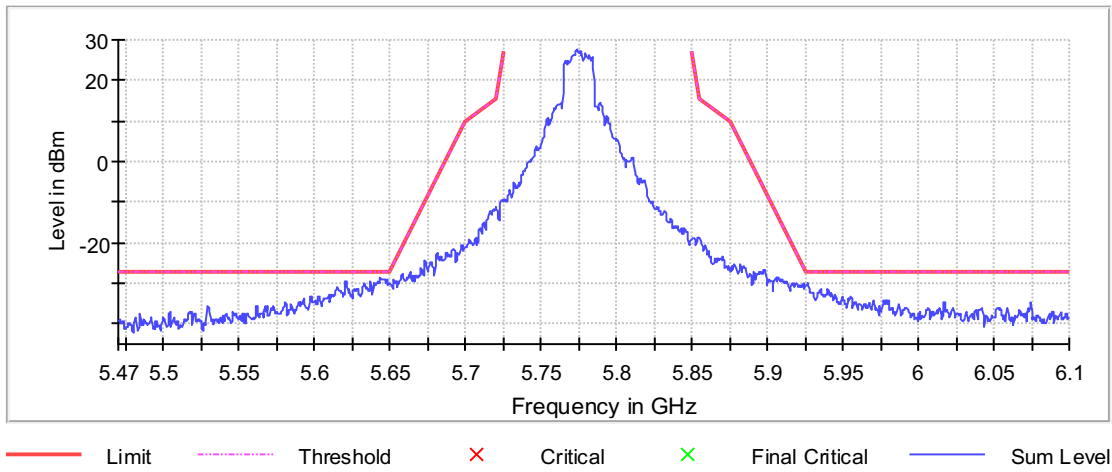
Frequency (MHz)	Level (dBm)	Margin (dB)	Limit (dBm)
5643.750000	-28.6	1.6	-27.0
5644.250000	-28.8	1.8	-27.0
5647.750000	-28.9	1.9	-27.0
5645.750000	-29.0	2.0	-27.0
5646.750000	-29.0	2.0	-27.0

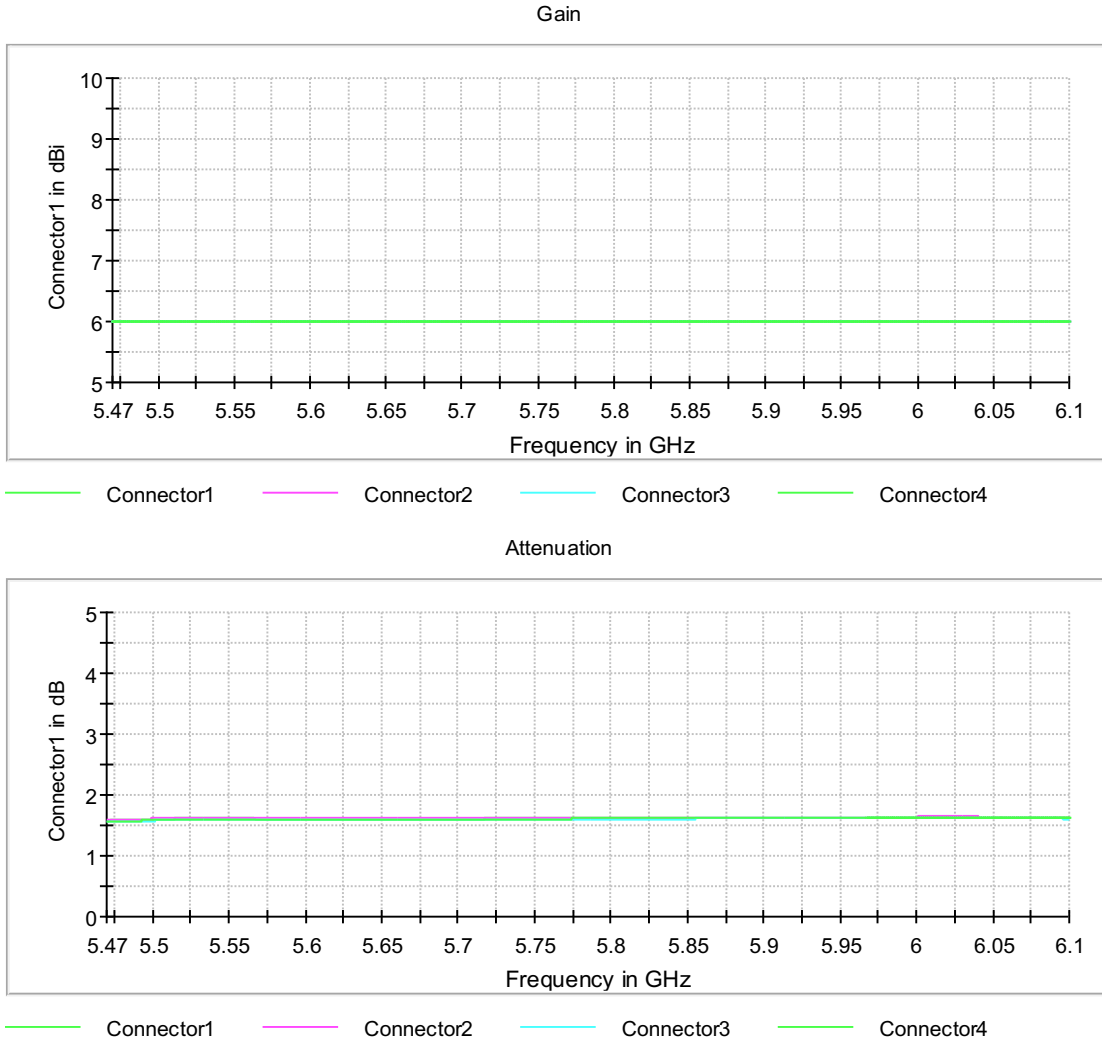
5648.250000	-29.0	2.0	-27.0
5645.250000	-29.1	2.1	-27.0
5646.250000	-29.1	2.1	-27.0
5644.750000	-29.3	2.3	-27.0
5643.250000	-29.4	2.4	-27.0
5620.750000	-29.4	2.4	-27.0
5637.250000	-29.6	2.6	-27.0
5621.250000	-29.7	2.7	-27.0
5642.250000	-29.7	2.7	-27.0
5642.750000	-29.8	2.8	-27.0

### Measurement Settings

Start Frequency (MHz)	Stop Frequency (MHz)	Pre Measurement	Final Measurement
5470.000000	6100.000000	2	2

Spurious





### Emission Bandwidth 26 dB (5825 MHz; 24.000 dBm; 20 MHz)

Customized settings.

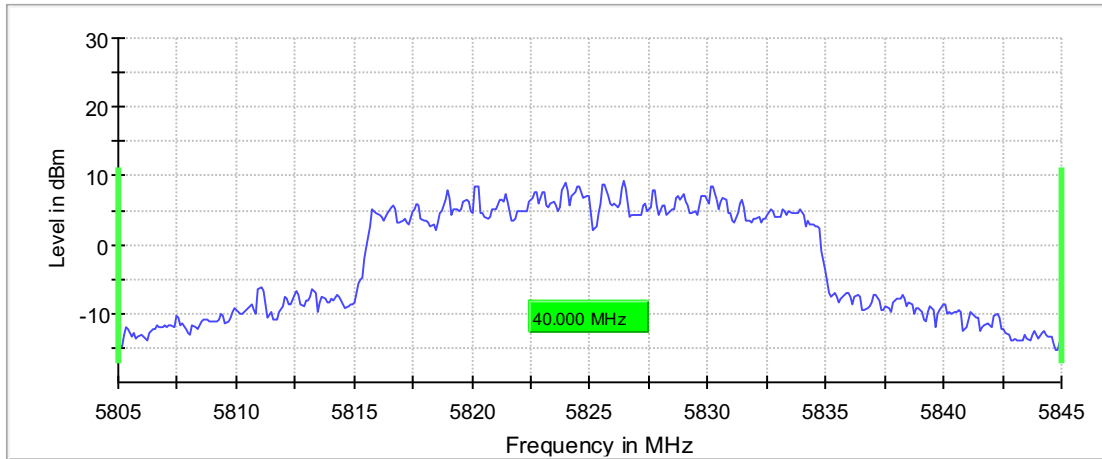
#### 26 dB Bandwidth

DUT Frequency (MHz)	Bandwidth (MHz)	Limit Min (MHz)	Limit Max (MHz)	Band Edge Left (MHz)	Band Edge Right (MHz)
5825.000000	40.000000	---	---	5805.000000	5845.000000

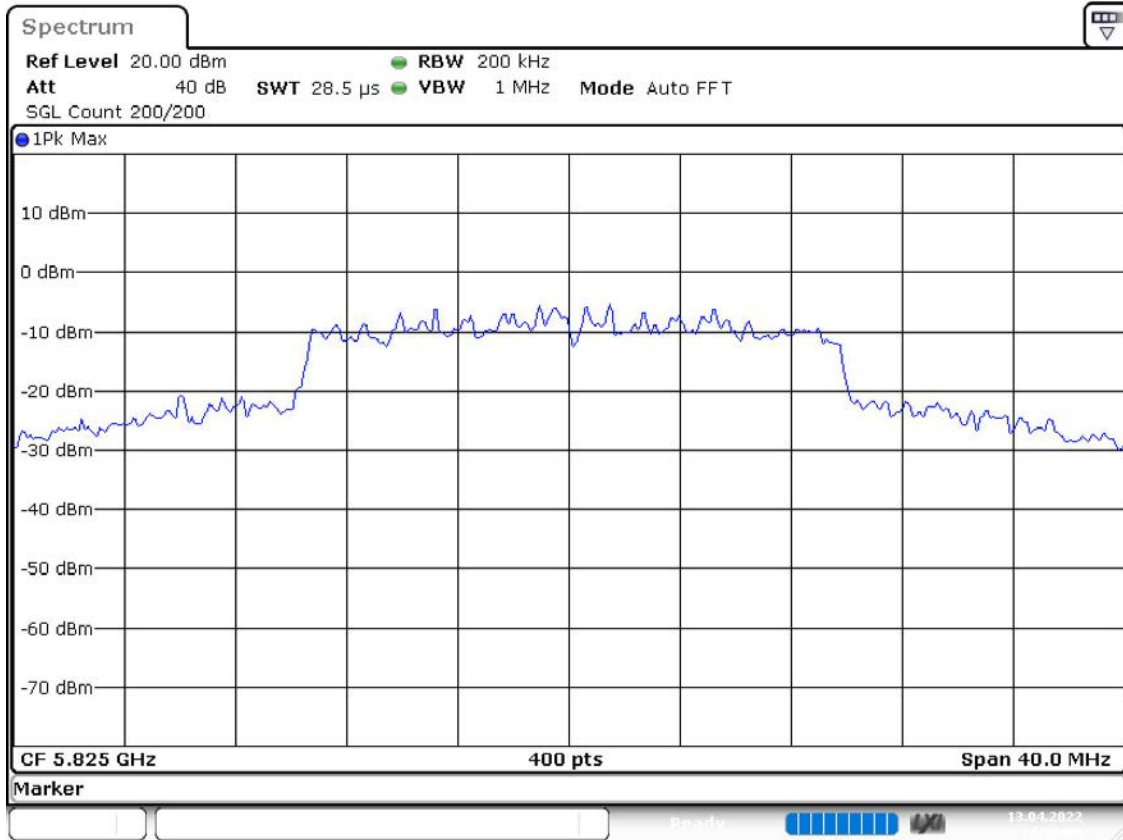
(continuation of the "26 dB Bandwidth" table from column 6 ...)

DUT Frequency (MHz)	Max Level (dBm)	Result
5825.000000	9.1	PASS

26 dB Bandwidth



Bandwidth



Date: 13.APR.2022 14:35:08



## Minimum Emission Bandwidth 6 dB (5825 MHz; 24.000 dBm; 20 MHz)

Customized settings.

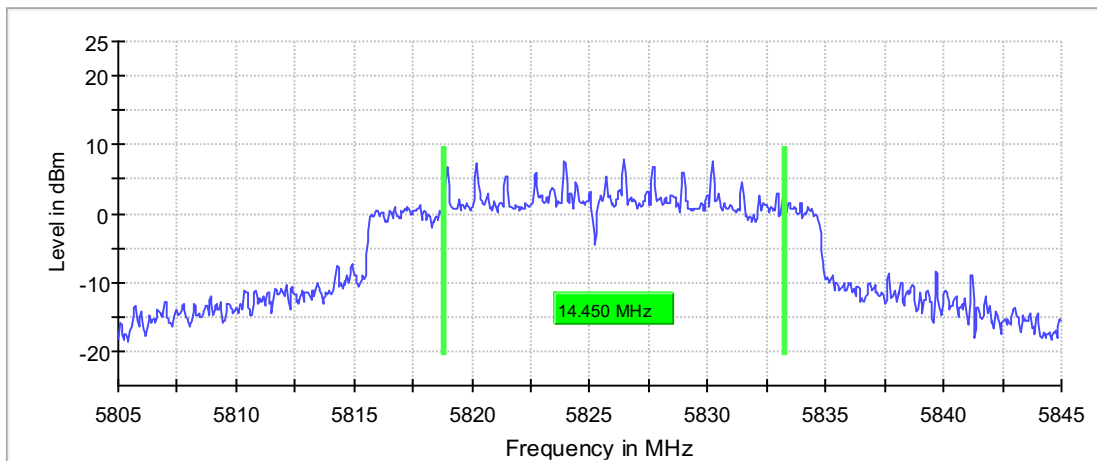
### 6 dB Bandwidth

DUT Frequency (MHz)	Bandwidth (MHz)	Limit Min (MHz)	Limit Max (MHz)	Band Edge Left (MHz)	Band Edge Right (MHz)
5825.000000	14.450000	0.500000	---	5818.825000	5833.275000

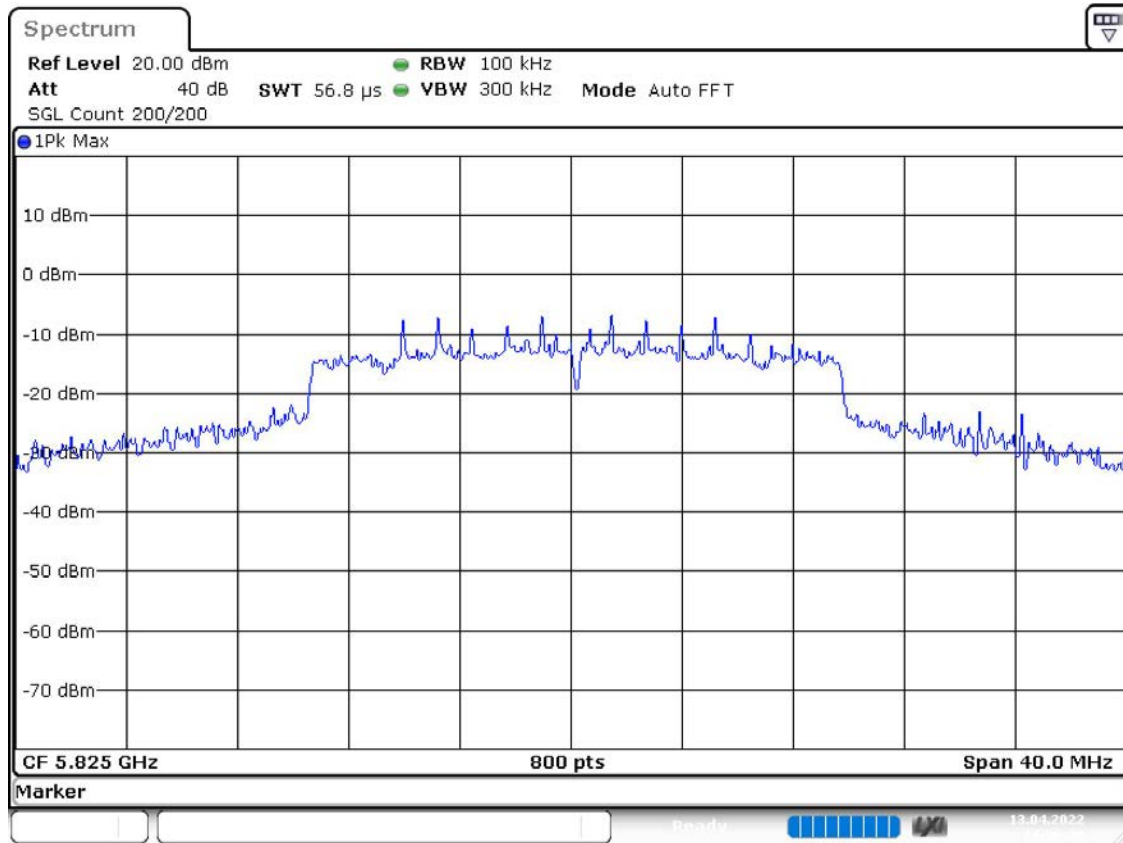
(continuation of the "6 dB Bandwidth" table from column 6 ...)

DUT Frequency (MHz)	Max Level (dBm)	Result
5825.000000	7.8	PASS

6 dB Bandwidth



Bandwidth



Date: 13.APR.2022 14:36:29

## Occupied Channel Bandwidth 99% (5825 MHz; 24.000 dBm; 20 MHz)

Customized settings.

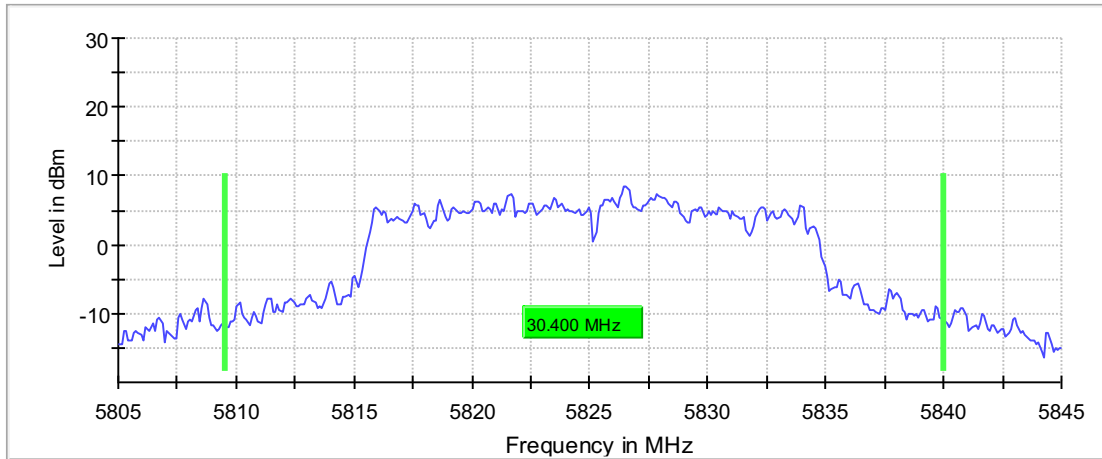
### 99 % Bandwidth

DUT Frequency (MHz)	Bandwidth (MHz)	Limit Min (MHz)	Limit Max (MHz)	Band Edge Left (MHz)	Band Edge Right (MHz)
5825.000000	30.400000	---	---	5809.550000	5839.950000

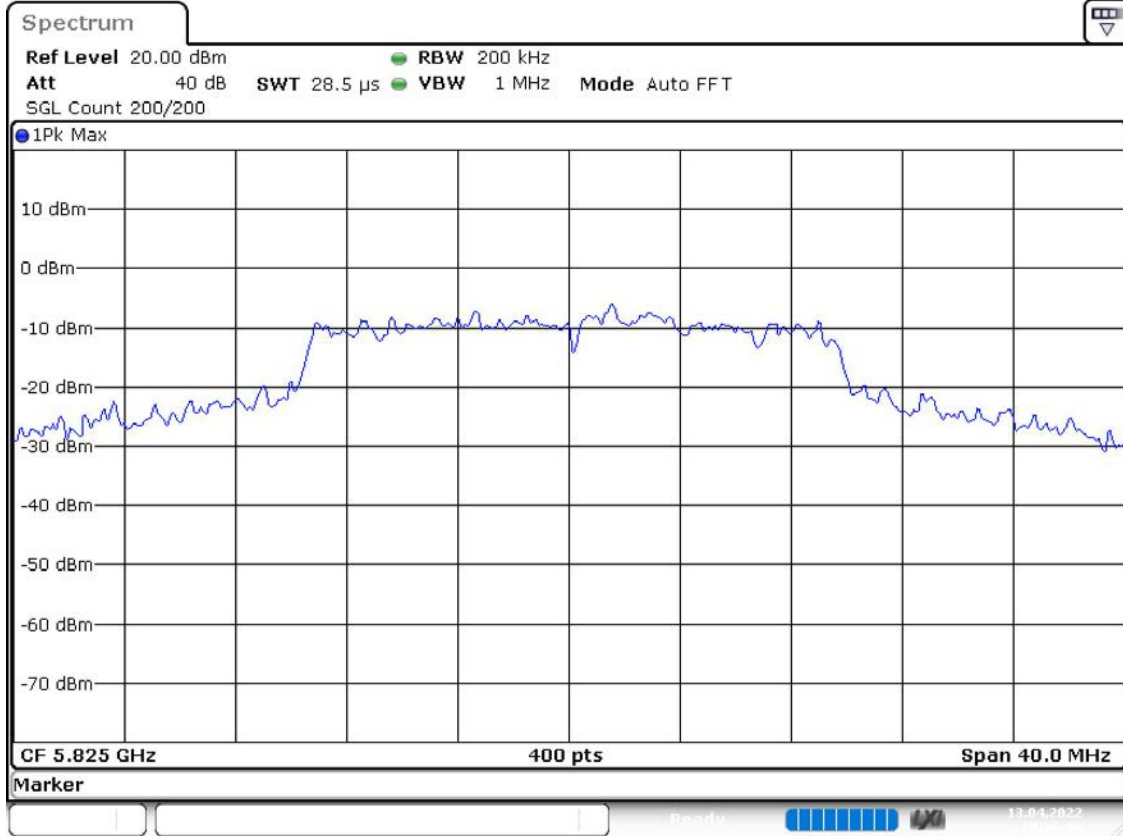
(continuation of the "99 % Bandwidth" table from column 6 ...)

DUT Frequency (MHz)	Result
5825.000000	PASS

99 % Bandwidth



Bandwidth



Date: 13.APR.2022 14:36:36

**Tx Spurious Emission (5825 MHz; 24.000 dBm; 20 MHz)**

Customized settings.

**Result**

DUT Frequency (MHz)	Result
5825.000000	PASS

**Final measurements**

Frequency (MHz)	Level Pre Measurement (dBm)	level (dBm)	Limit (dBm)	Margin (dB)	Result
---	---	---	---	---	---

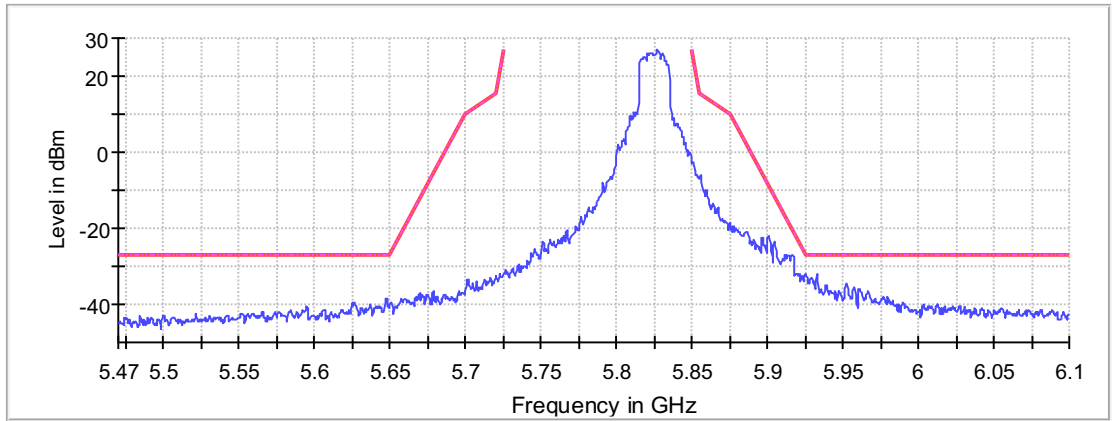
**Pre Measurements**

Frequency (MHz)	Level (dBm)	Margin (dB)	Limit (dBm)
5925.250000	-31.8	4.8	-27.0
5932.750000	-31.9	4.9	-27.0
5933.250000	-32.2	5.2	-27.0
5925.750000	-32.4	5.4	-27.0
5924.750000	-32.4	5.6	-26.8
5929.750000	-32.8	5.8	-27.0
5929.250000	-32.8	5.8	-27.0
5926.250000	-33.0	6.0	-27.0
5928.750000	-33.1	6.1	-27.0
5916.750000	-27.2	6.3	-20.9
5917.250000	-27.7	6.4	-21.3
5928.250000	-33.5	6.5	-27.0
5916.250000	-27.1	6.6	-20.5
5924.250000	-33.2	6.8	-26.4
5926.750000	-33.9	6.9	-27.0

**Measurement Settings**

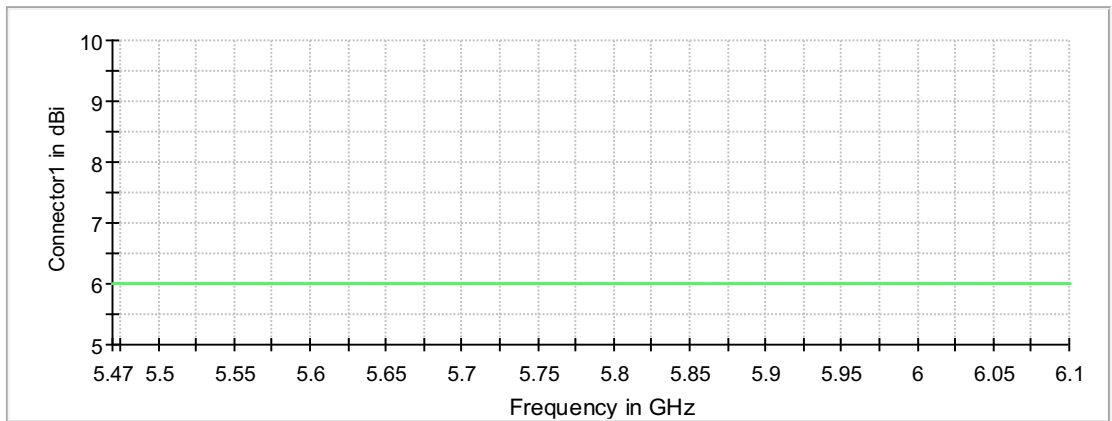
Start Frequency (MHz)	Stop Frequency (MHz)	Pre Measurement	Final Measurement
5470.000000	6100.000000	2	2

Spurious



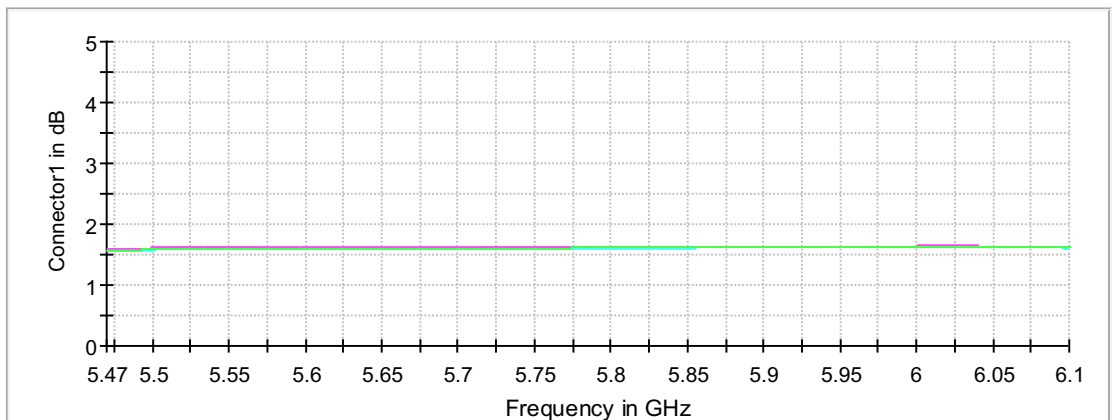
— Limit    - - - - Threshold    × Critical    × Final Critical    — Sum Level

Gain



— Connector1    — Connector2    — Connector3    — Connector4

Attenuation



— Connector1    — Connector2    — Connector3    — Connector4

## Emission Bandwidth 26 dB (5755 MHz; 24.000 dBm; 40 MHz)

Customized settings.

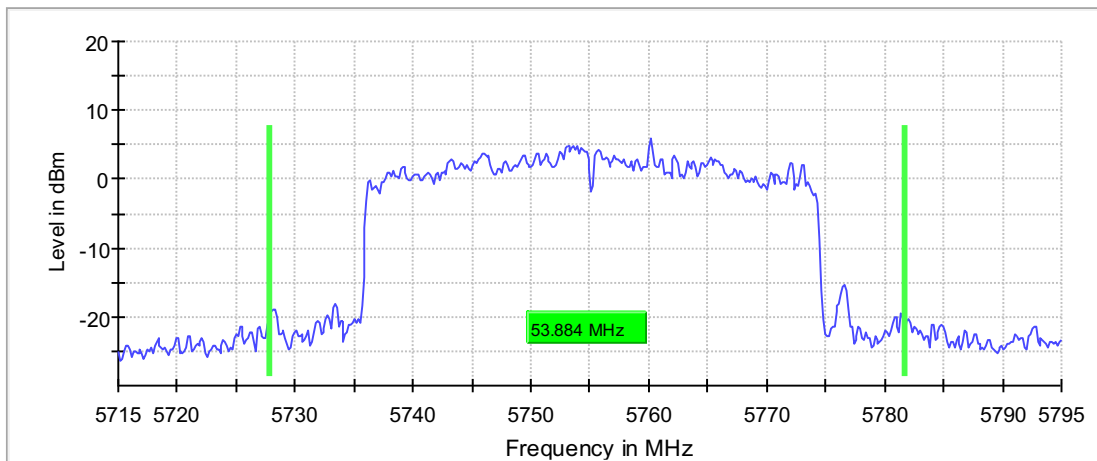
### 26 dB Bandwidth

DUT Frequency (MHz)	Bandwidth (MHz)	Limit Min (MHz)	Limit Max (MHz)	Band Edge Left (MHz)	Band Edge Right (MHz)
5755.000000	53.883677	---	---	5727.833021	5781.716698

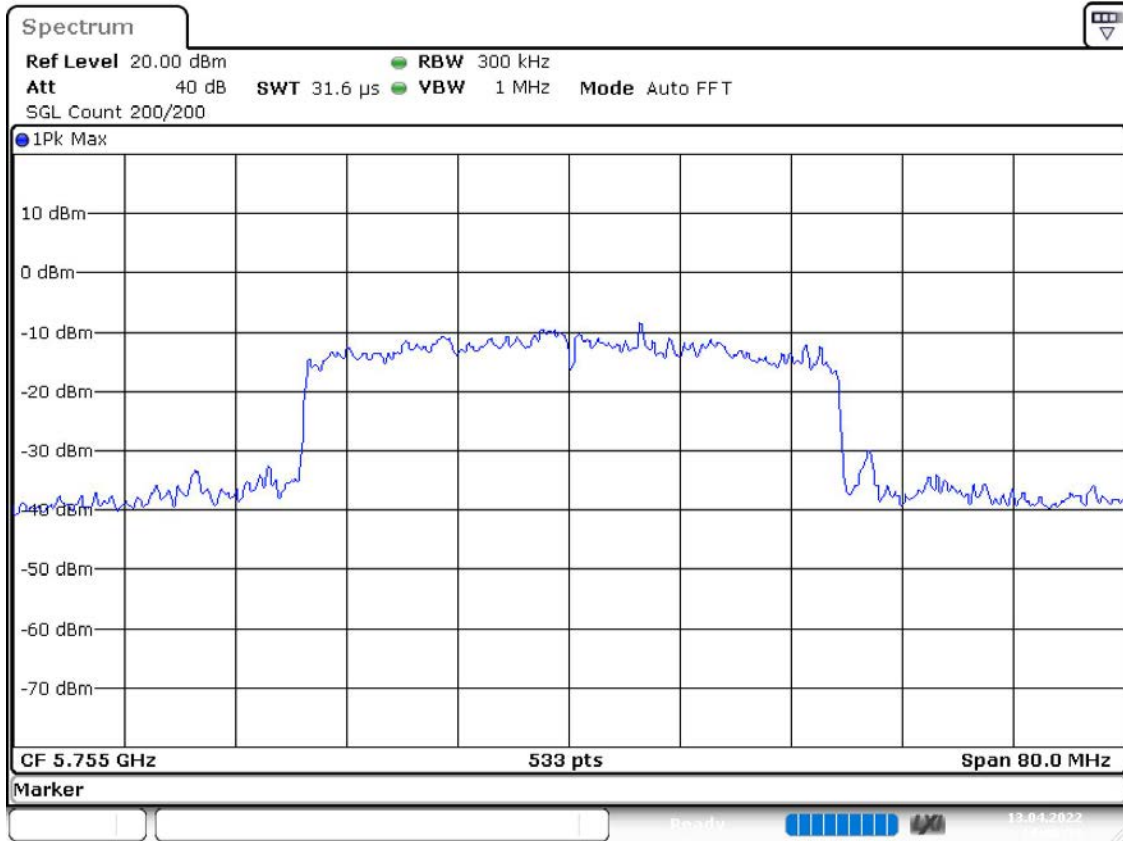
(continuation of the "26 dB Bandwidth" table from column 6 ...)

DUT Frequency (MHz)	Max Level (dBm)	Result
5755.000000	5.9	PASS

26 dB Bandwidth



Bandwidth



Date: 13.APR.2022 14:46:54

### Minimum Emission Bandwidth 6 dB (5755 MHz; 24.000 dBm; 40 MHz)

Customized settings.

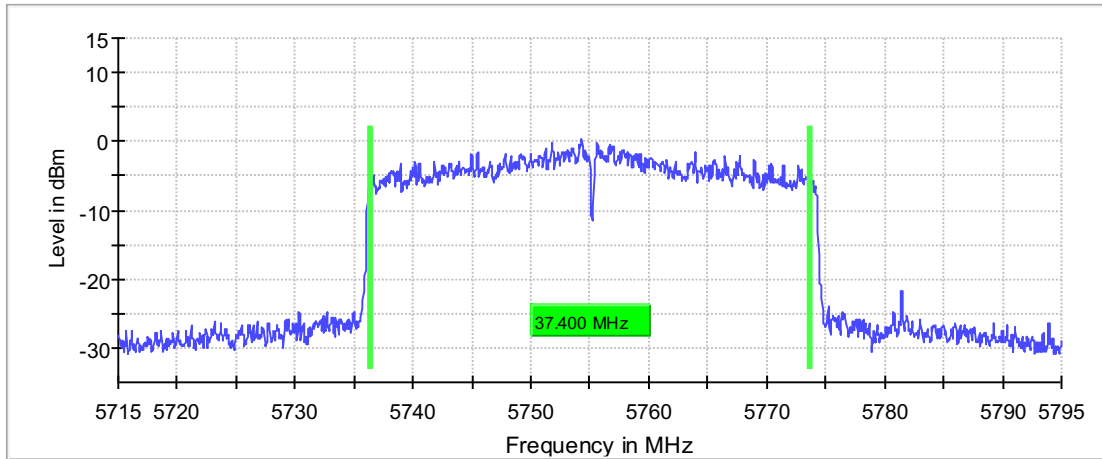
### 6 dB Bandwidth

DUT Frequency (MHz)	Bandwidth (MHz)	Limit Min (MHz)	Limit Max (MHz)	Band Edge Left (MHz)	Band Edge Right (MHz)
5755.000000	37.400000	0.500000	---	5736.325000	5773.725000

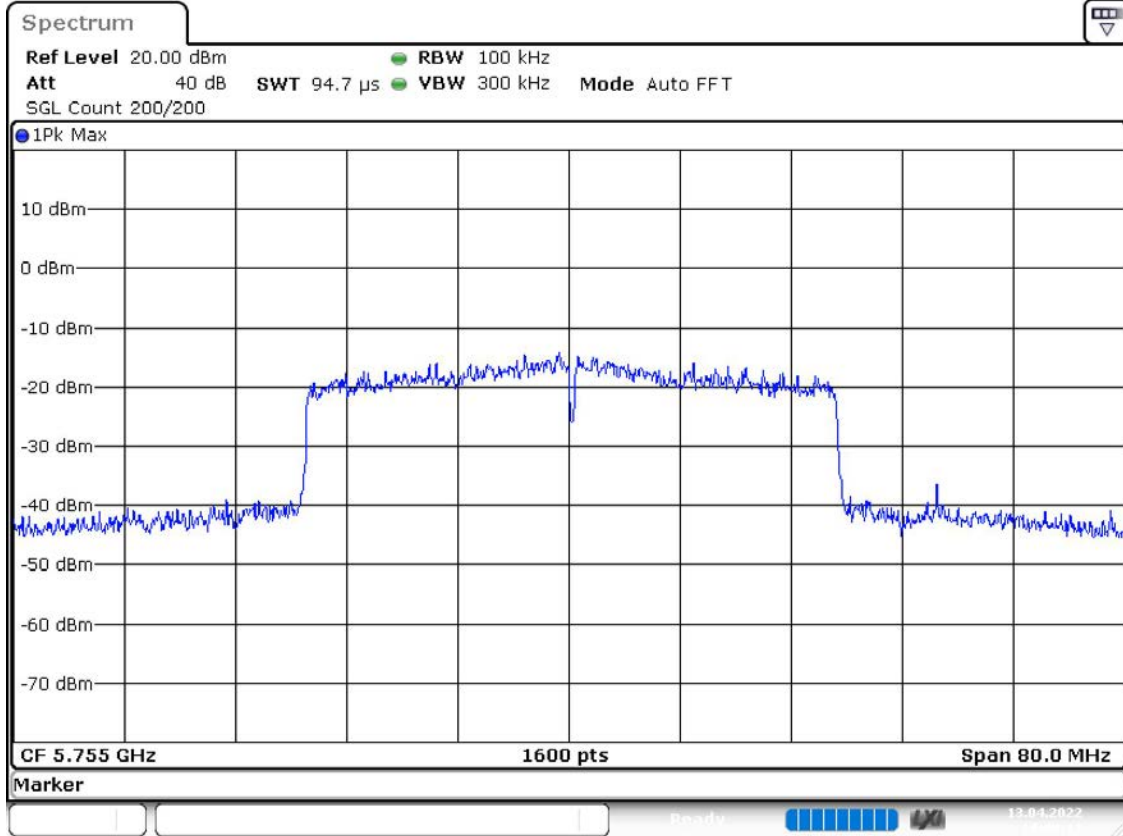
(continuation of the "6 dB Bandwidth" table from column 6 ...)

DUT Frequency (MHz)	Max Level (dBm)	Result
5755.000000	0.4	PASS

6 dB Bandwidth



Bandwidth



Date: 13.APR.2022 14:48:11



**Occupied Channel Bandwidth 99% (5755 MHz; 24.000 dBm; 40 MHz)**

Customized settings.

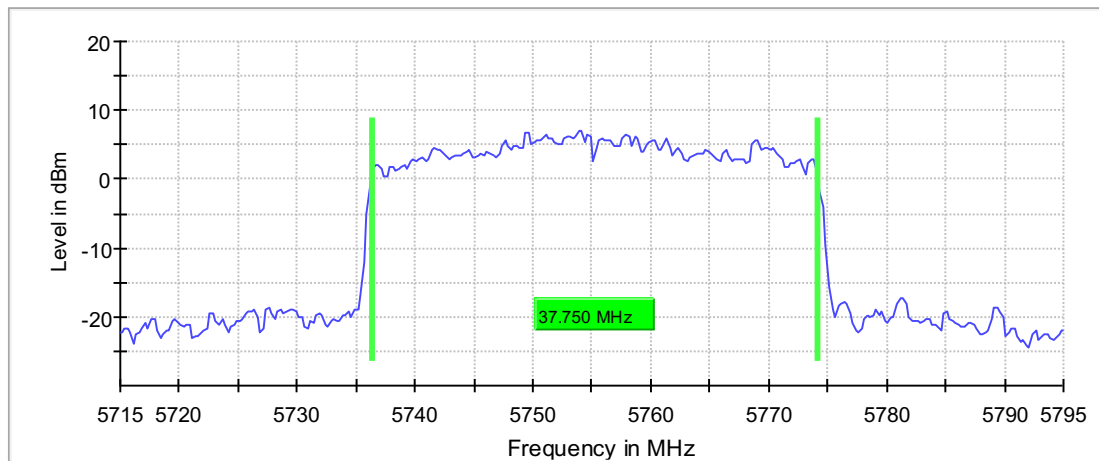
**99 % Bandwidth**

DUT Frequency (MHz)	Bandwidth (MHz)	Limit Min (MHz)	Limit Max (MHz)	Band Edge Left (MHz)	Band Edge Right (MHz)
5755.000000	37.750000	---	---	5736.375000	5774.125000

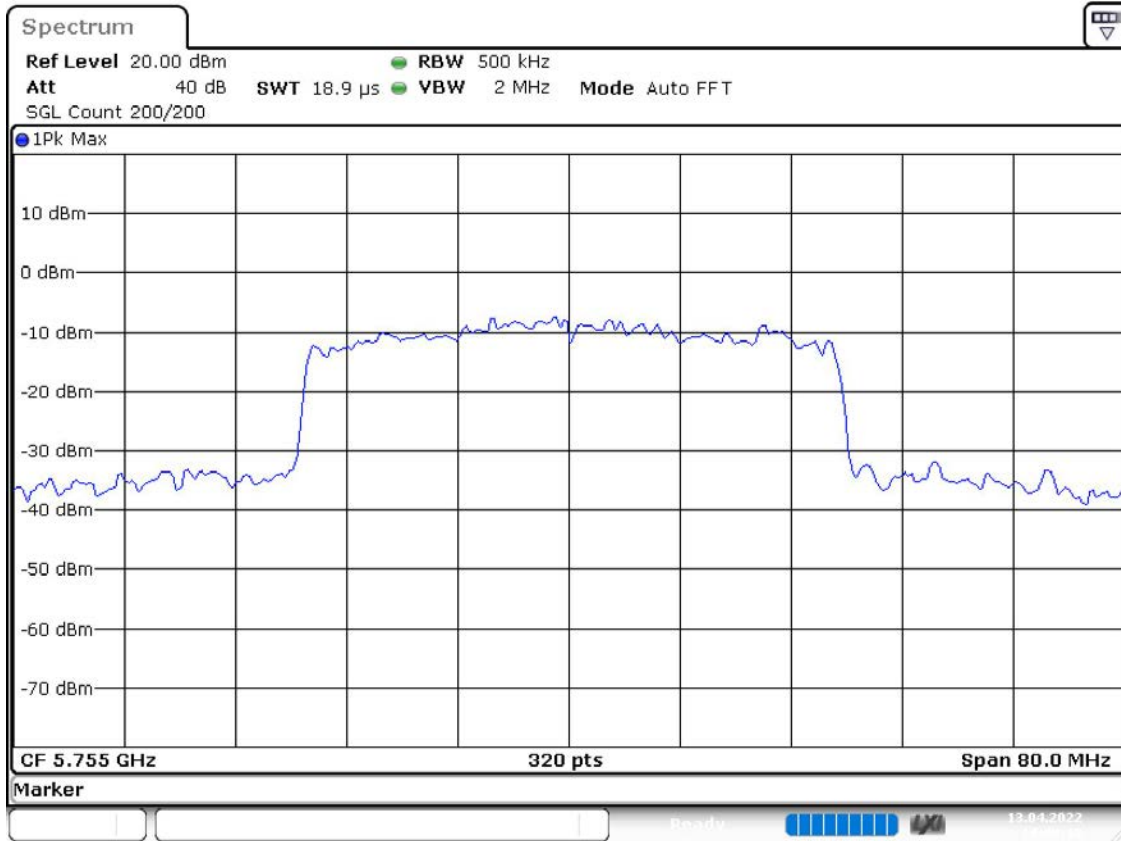
(continuation of the "99 % Bandwidth" table from column 6 ...)

DUT Frequency (MHz)	Result
5755.000000	PASS

99 % Bandwidth



Bandwidth



Date: 13.APR.2022 14:48:19

### Tx Spurious Emission (5755 MHz; 24.000 dBm; 40 MHz)

Customized settings.

### Result

DUT Frequency (MHz)	Result
5755.000000	PASS

### Final measurements

Frequency (MHz)	Level Pre Measurement (dBm)	level (dBm)	Limit (dBm)	Margin (dB)	Result
---	---	---	---	---	---

### Pre Measurements

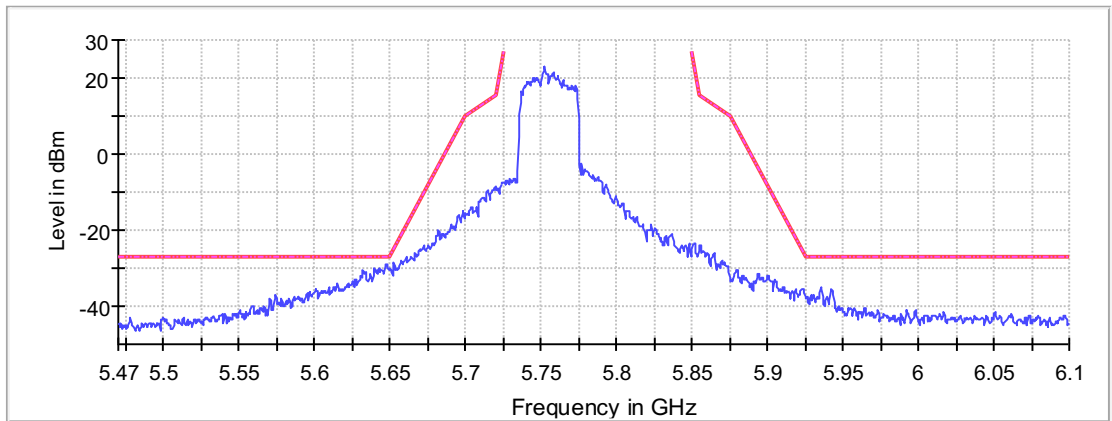
Frequency (MHz)	Level (dBm)	Margin (dB)	Limit (dBm)
5647.750000	-29.1	2.1	-27.0
5647.250000	-29.2	2.2	-27.0
5646.750000	-29.7	2.7	-27.0
5650.250000	-29.8	3.0	-26.8

5648.250000	-30.0	3.0	-27.0
5648.750000	-30.1	3.1	-27.0
5639.750000	-30.1	3.1	-27.0
5642.750000	-30.2	3.2	-27.0
5640.250000	-30.4	3.4	-27.0
5644.250000	-30.4	3.4	-27.0
5649.250000	-30.4	3.4	-27.0
5649.750000	-30.4	3.4	-27.0
5643.750000	-30.5	3.5	-27.0
5632.250000	-30.5	3.5	-27.0
5639.250000	-30.5	3.5	-27.0

### Measurement Settings

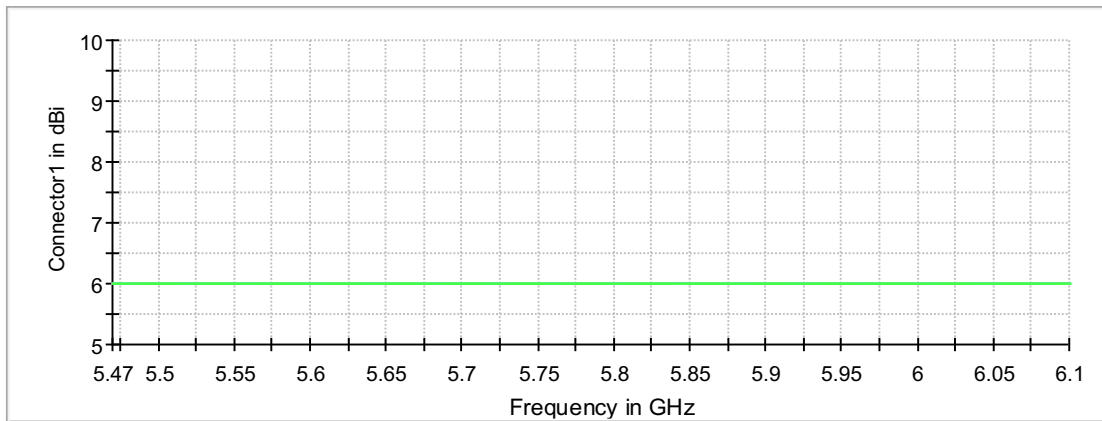
Start Frequency (MHz)	Stop Frequency (MHz)	Pre Measurement	Final Measurement
5470.000000	6100.000000	2	2

Spurious



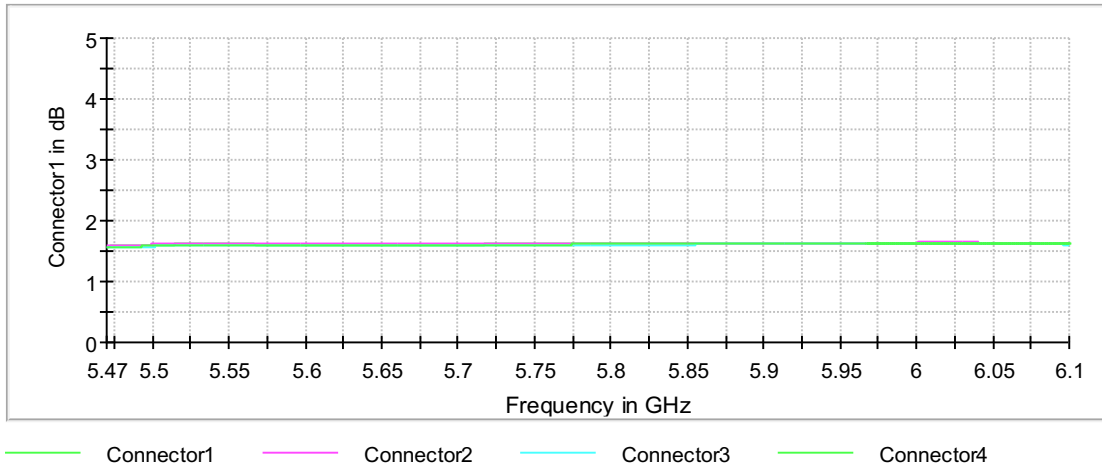
— Limit    - - - - - Threshold    × Critical    × Final Critical    — Sum Level

Gain



— Connector1    - - - - - Connector2    — Connector3    — Connector4

Attenuation



### Emission Bandwidth 26 dB (5775 MHz; 24.000 dBm; 40 MHz)

Customized settings.

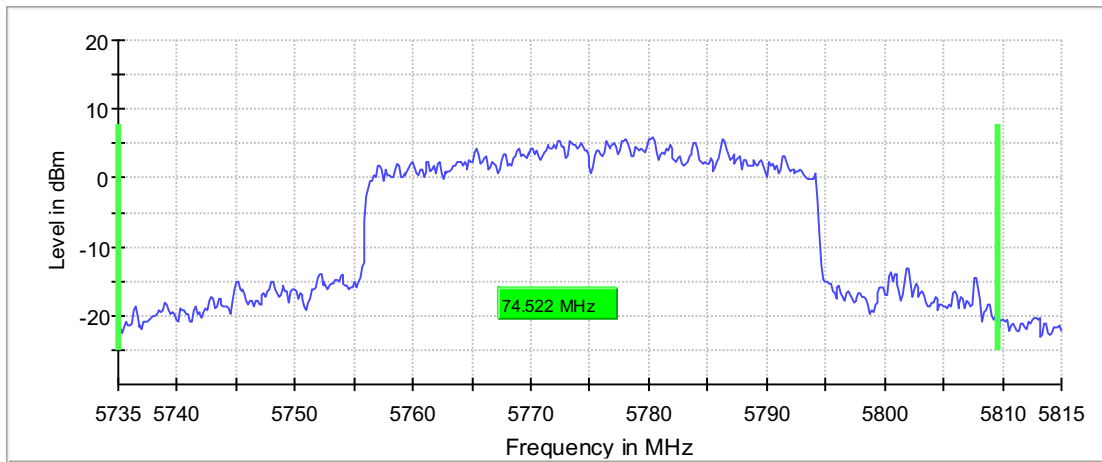
### 26 dB Bandwidth

DUT Frequency (MHz)	Bandwidth (MHz)	Limit Min (MHz)	Limit Max (MHz)	Band Edge Left (MHz)	Band Edge Right (MHz)
5775.000000	74.521576	---	---	5735.000000	5809.521576

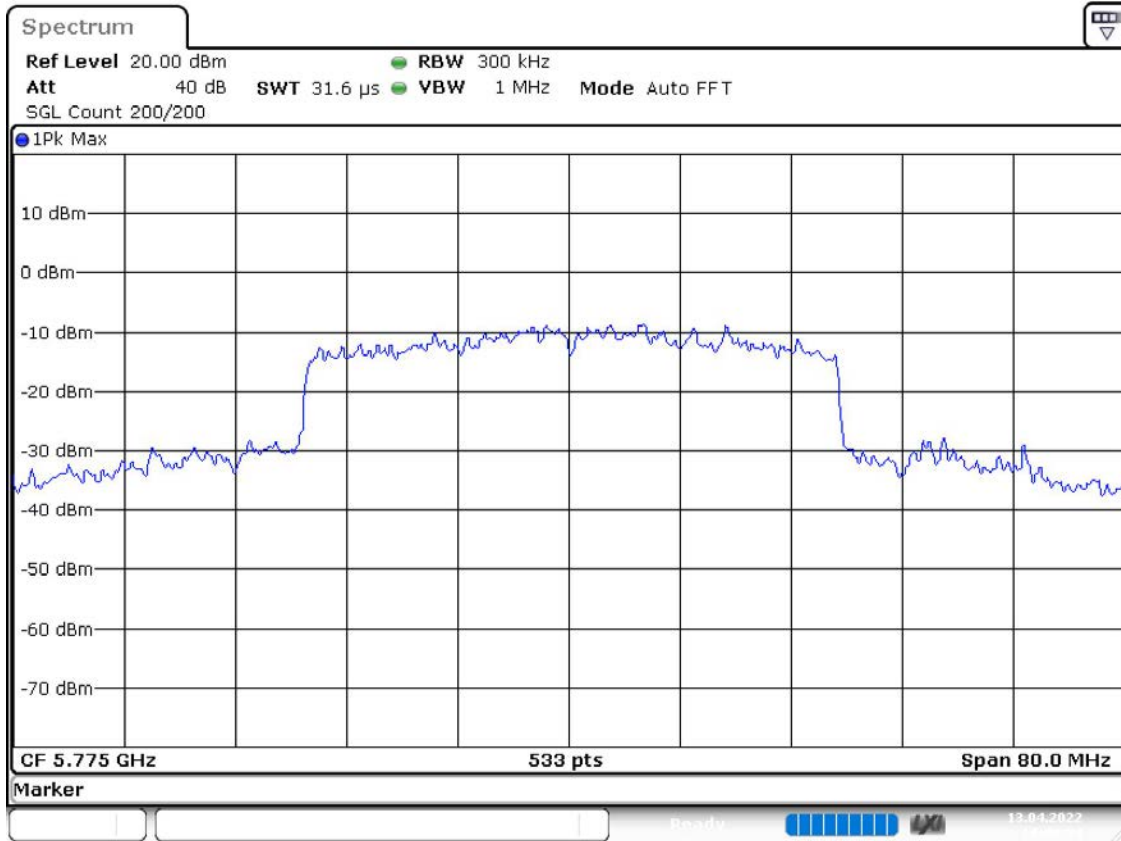
(continuation of the "26 dB Bandwidth" table from column 6 ...)

DUT Frequency (MHz)	Max Level (dBm)	Result
5775.000000	5.9	PASS

26 dB Bandwidth



Bandwidth



Date: 13.APR.2022 14:49:35

### Minimum Emission Bandwidth 6 dB (5775 MHz; 24.000 dBm; 40 MHz)

Customized settings.

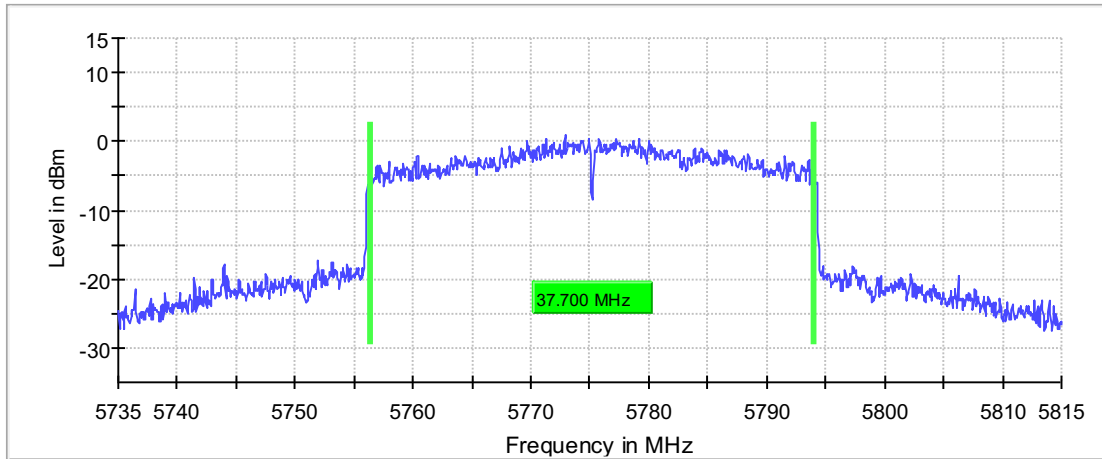
### 6 dB Bandwidth

DUT Frequency (MHz)	Bandwidth (MHz)	Limit Min (MHz)	Limit Max (MHz)	Band Edge Left (MHz)	Band Edge Right (MHz)
5775.000000	37.700000	0.500000	---	5756.325000	5794.025000

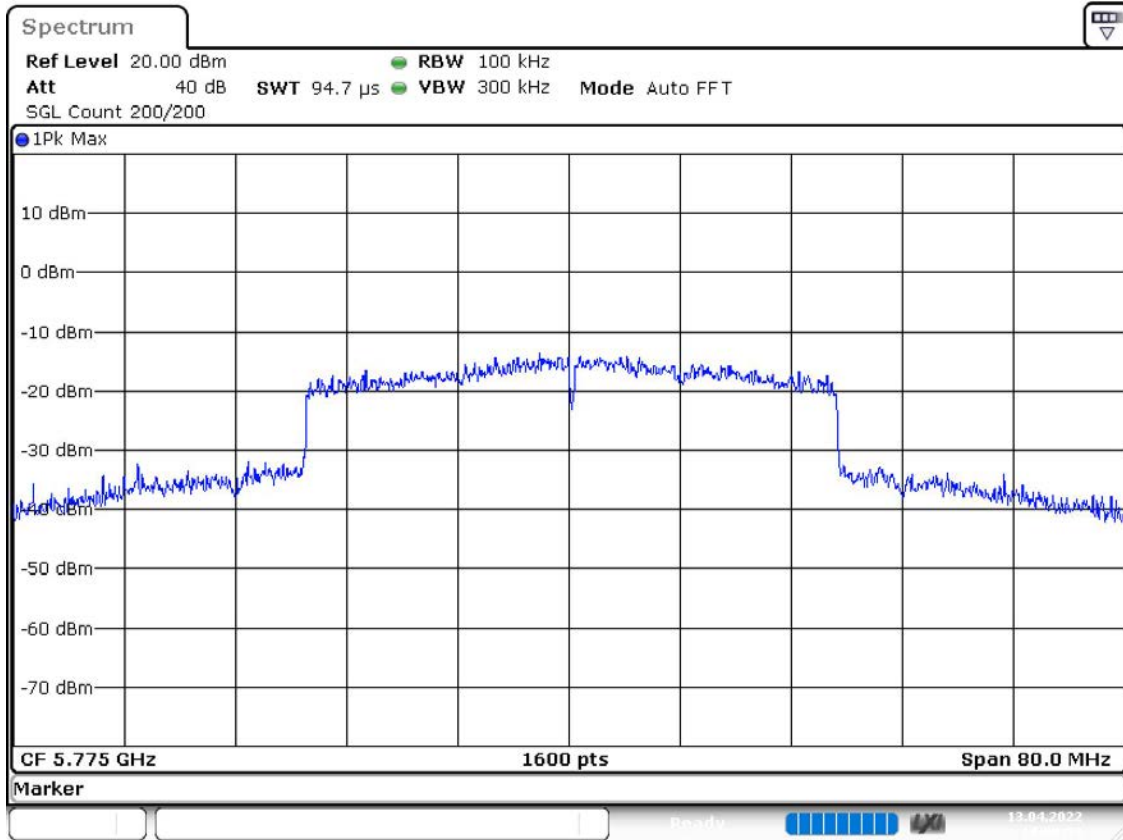
(continuation of the "6 dB Bandwidth" table from column 6 ...)

DUT Frequency (MHz)	Max Level (dBm)	Result
5775.000000	0.9	PASS

6 dB Bandwidth



Bandwidth



Date: 13.APR.2022 14:50:53

# Occupied Channel Bandwidth 99% (5775 MHz; 24.000 dBm; 40 MHz)

Customized settings.

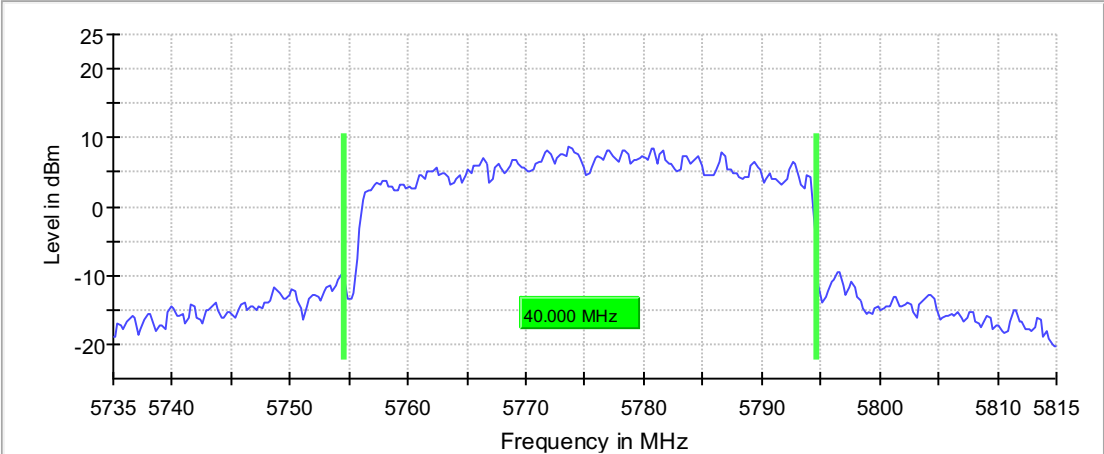
## 99 % Bandwidth

DUT Frequency (MHz)	Bandwidth (MHz)	Limit Min (MHz)	Limit Max (MHz)	Band Edge Left (MHz)	Band Edge Right (MHz)
5775.000000	40.000000	---	---	5754.625000	5794.625000

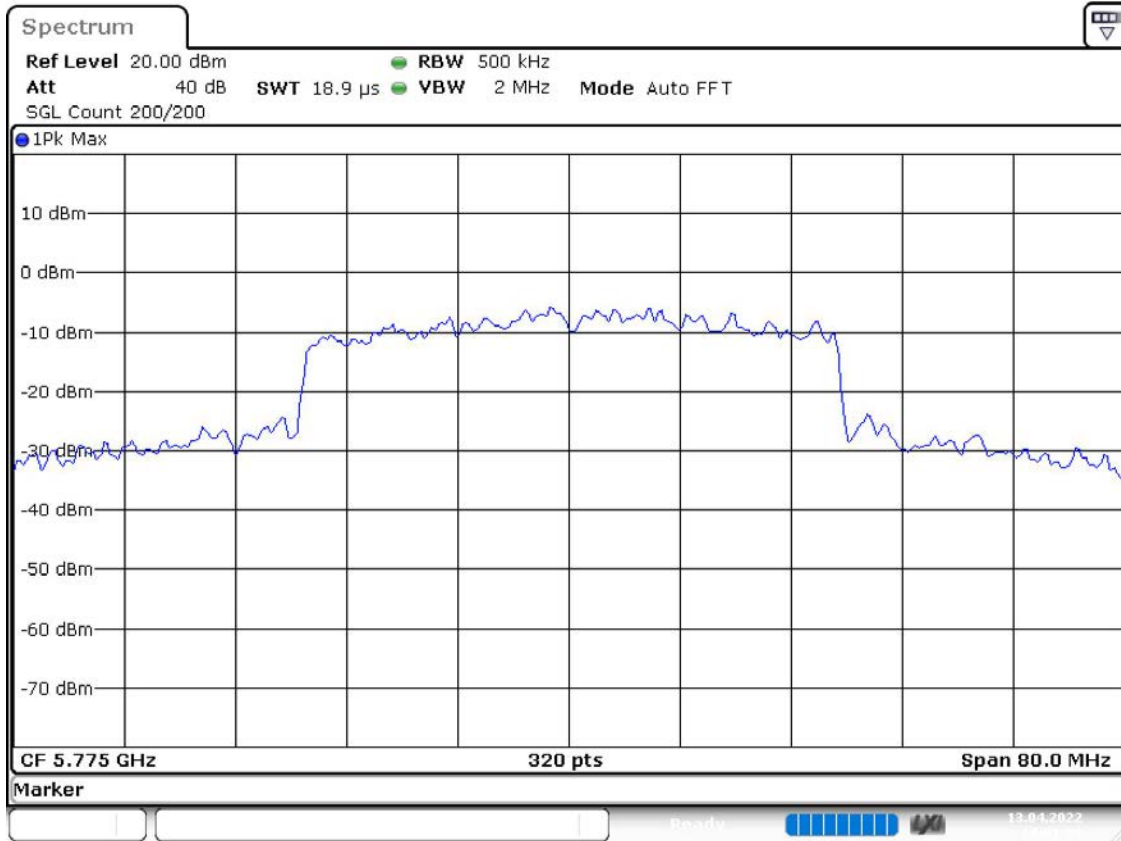
(continuation of the "99 % Bandwidth" table from column 6 ...)

DUT Frequency (MHz)	Result
5775.000000	PASS

99 % Bandwidth



Bandwidth



Date: 13.APR.2022 14:51:01

### Tx Spurious Emission (5775 MHz; 24.000 dBm; 40 MHz)

Customized settings.

### Result

DUT Frequency (MHz)	Result
5775.000000	PASS

### Final measurements

Frequency (MHz)	Level Pre Measurement (dBm)	level (dBm)	Limit (dBm)	Margin (dB)	Result
---	---	---	---	---	---

### Pre Measurements

Frequency (MHz)	Level (dBm)	Margin (dB)	Limit (dBm)
5653.750000	-24.9	0.7	-24.2
5646.750000	-27.9	0.9	-27.0

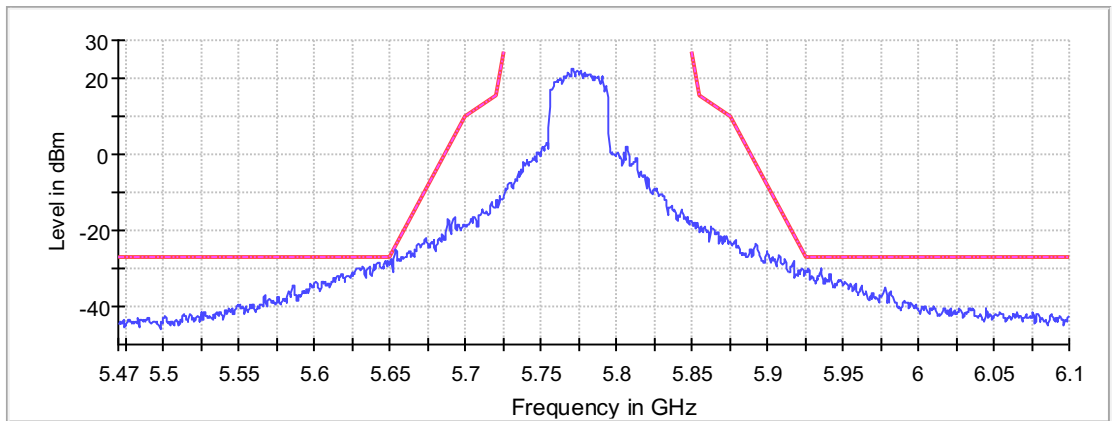


5648.750000	-28.0	1.0	-27.0
5650.750000	-27.5	1.1	-26.4
5653.250000	-25.8	1.2	-24.6
5648.250000	-28.3	1.3	-27.0
5647.250000	-28.3	1.3	-27.0
5641.750000	-28.4	1.4	-27.0
5649.250000	-28.4	1.4	-27.0
5642.250000	-28.4	1.4	-27.0
5642.750000	-28.4	1.4	-27.0
5654.250000	-25.5	1.6	-23.9
5650.250000	-28.5	1.6	-26.8
5641.250000	-28.8	1.8	-27.0
5643.250000	-28.8	1.8	-27.0

### Measurement Settings

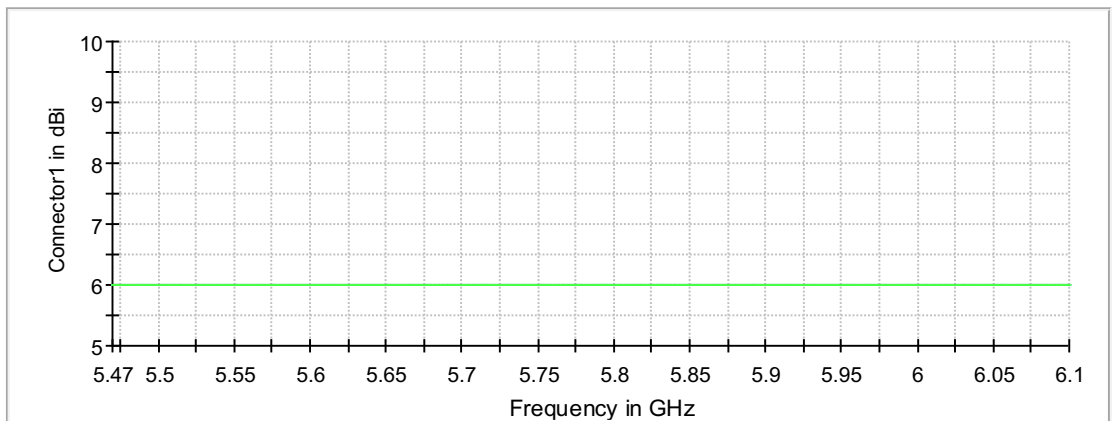
Start Frequency (MHz)	Stop Frequency (MHz)	Pre Measurement	Final Measurement
5470.000000	6100.000000	2	2

Spurious



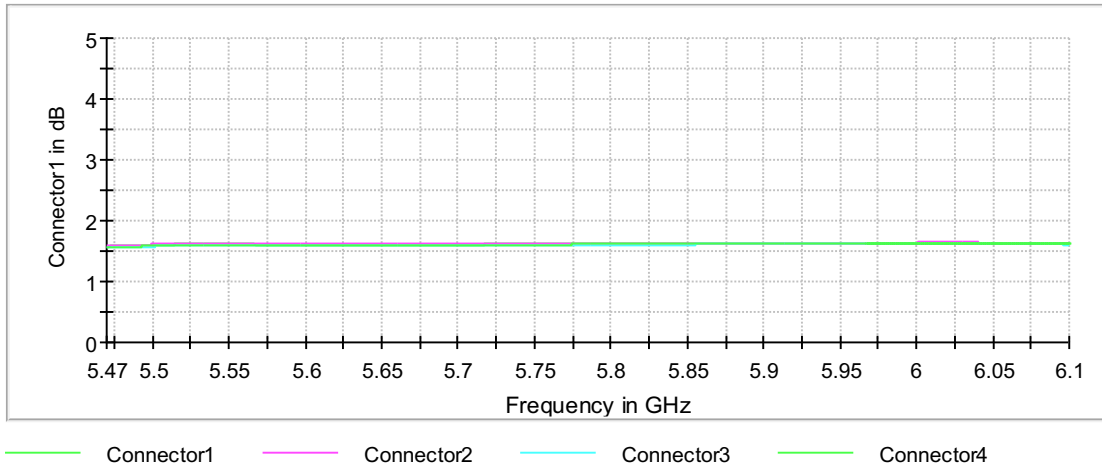
— Limit    - - - - Threshold    × Critical    × Final Critical    — Sum Level

Gain



— Connector1    — Connector2    — Connector3    — Connector4

Attenuation



### Emission Bandwidth 26 dB (5795 MHz; 24.000 dBm; 40 MHz)

Customized settings.

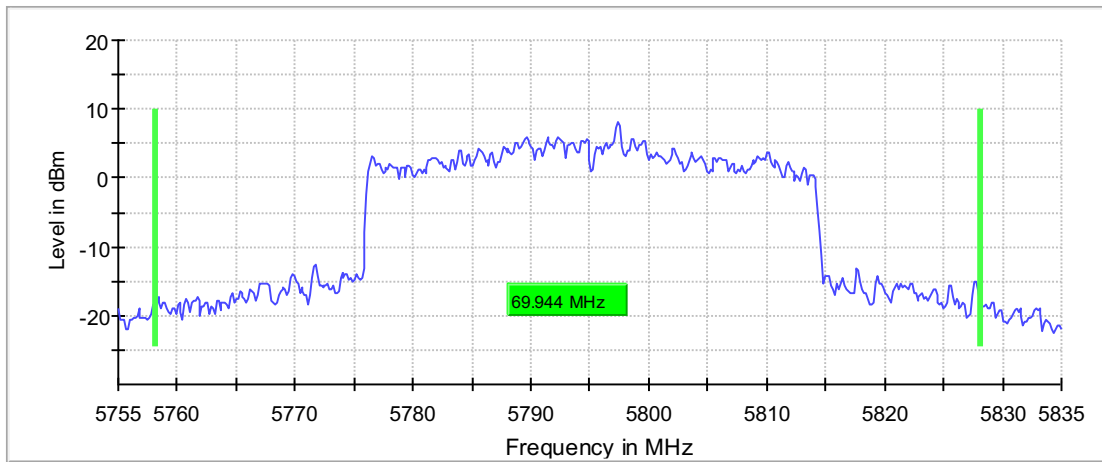
### 26 dB Bandwidth

DUT Frequency (MHz)	Bandwidth (MHz)	Limit Min (MHz)	Limit Max (MHz)	Band Edge Left (MHz)	Band Edge Right (MHz)
5795.000000	69.943715	---	---	5758.076923	5828.020638

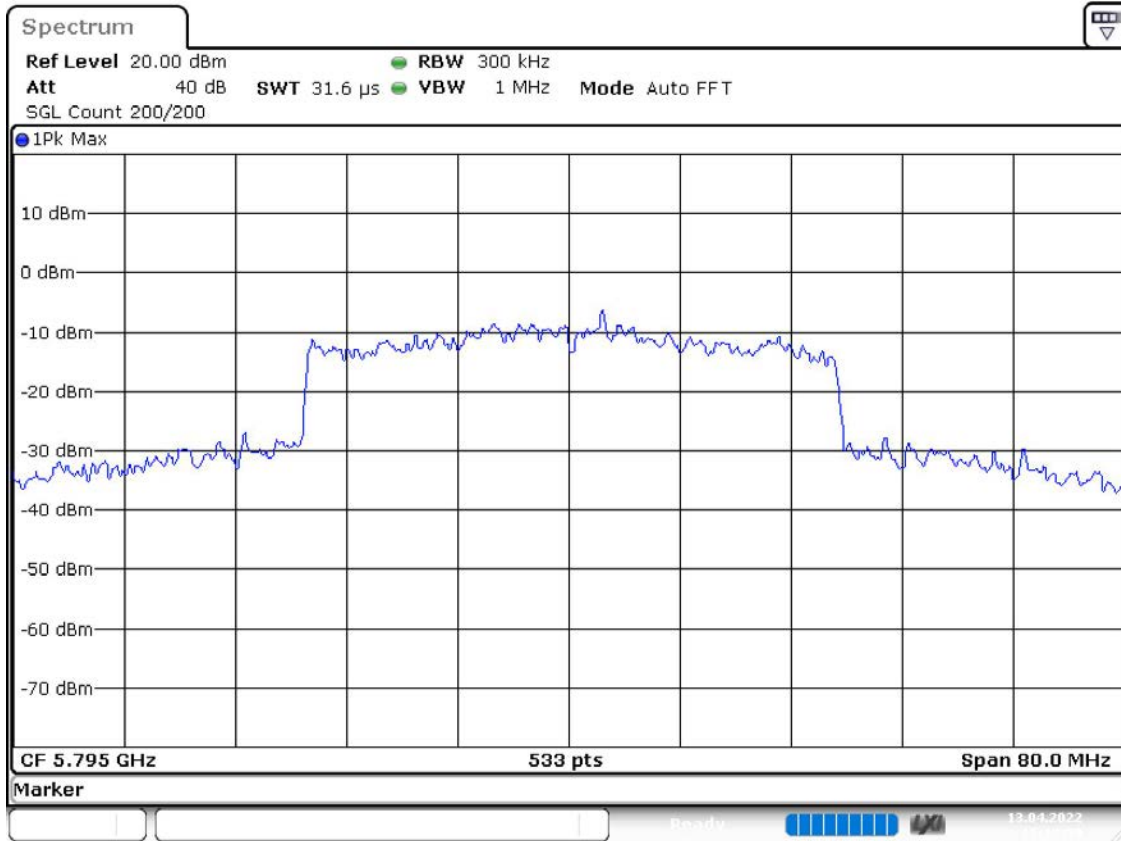
(continuation of the "26 dB Bandwidth" table from column 6 ...)

DUT Frequency (MHz)	Max Level (dBm)	Result
5795.000000	8.2	PASS

26 dB Bandwidth



Bandwidth



Date: 13.APR.2022 15:13:00

### Minimum Emission Bandwidth 6 dB (5795 MHz; 24.000 dBm; 40 MHz)

Customized settings.

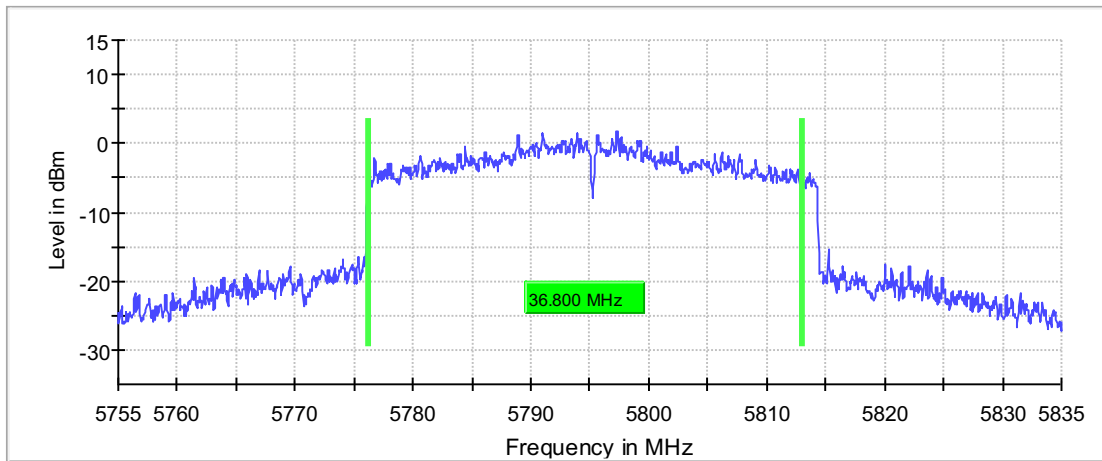
### 6 dB Bandwidth

DUT Frequency (MHz)	Bandwidth (MHz)	Limit Min (MHz)	Limit Max (MHz)	Band Edge Left (MHz)	Band Edge Right (MHz)
5795.000000	36.800000	0.500000	---	5776.225000	5813.025000

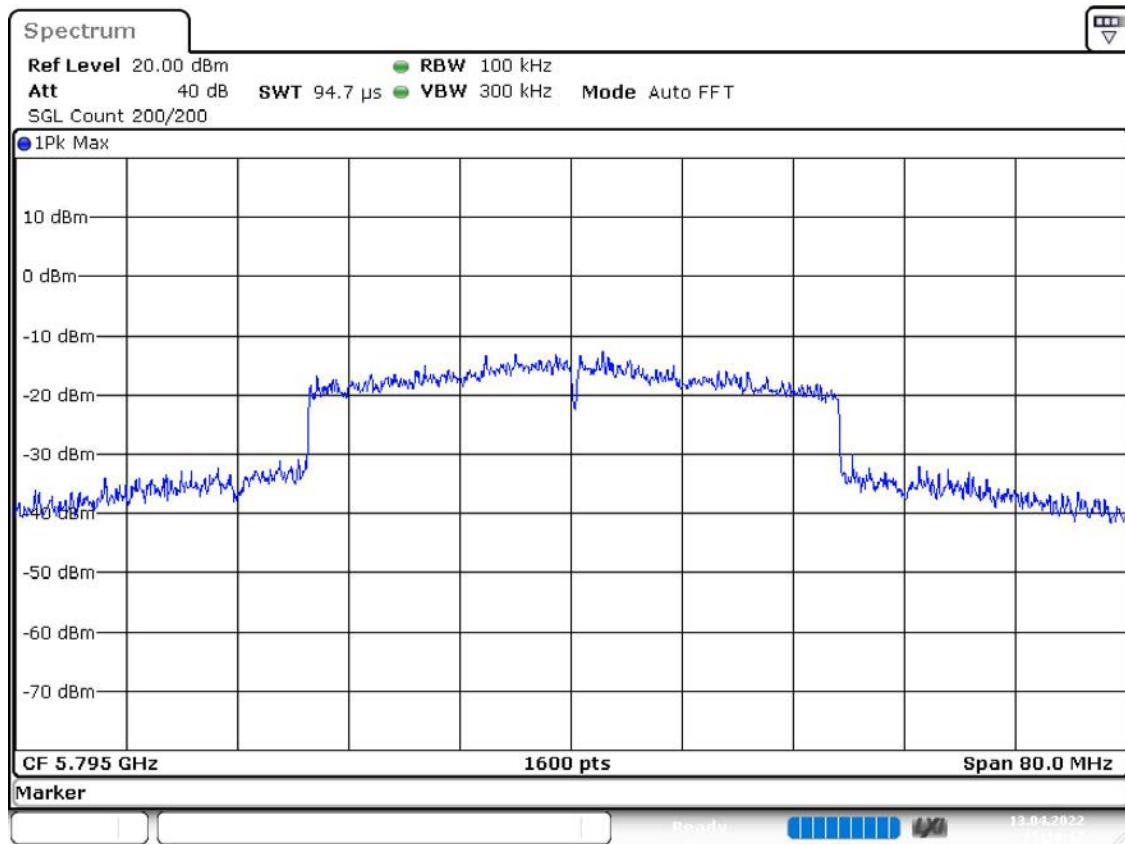
(continuation of the "6 dB Bandwidth" table from column 6 ...)

DUT Frequency (MHz)	Max Level (dBm)	Result
5795.000000	1.7	PASS

6 dB Bandwidth



Bandwidth



Date: 13.APR.2022 15:14:17

# Occupied Channel Bandwidth 99% (5795 MHz; 24.000 dBm; 40 MHz)

Customized settings.

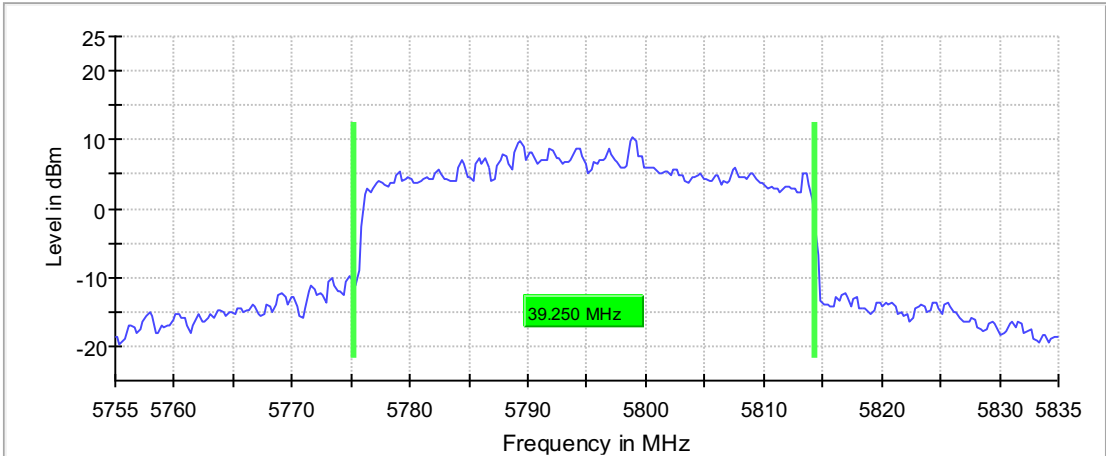
## 99 % Bandwidth

DUT Frequency (MHz)	Bandwidth (MHz)	Limit Min (MHz)	Limit Max (MHz)	Band Edge Left (MHz)	Band Edge Right (MHz)
5795.000000	39.250000	---	---	5775.125000	5814.375000

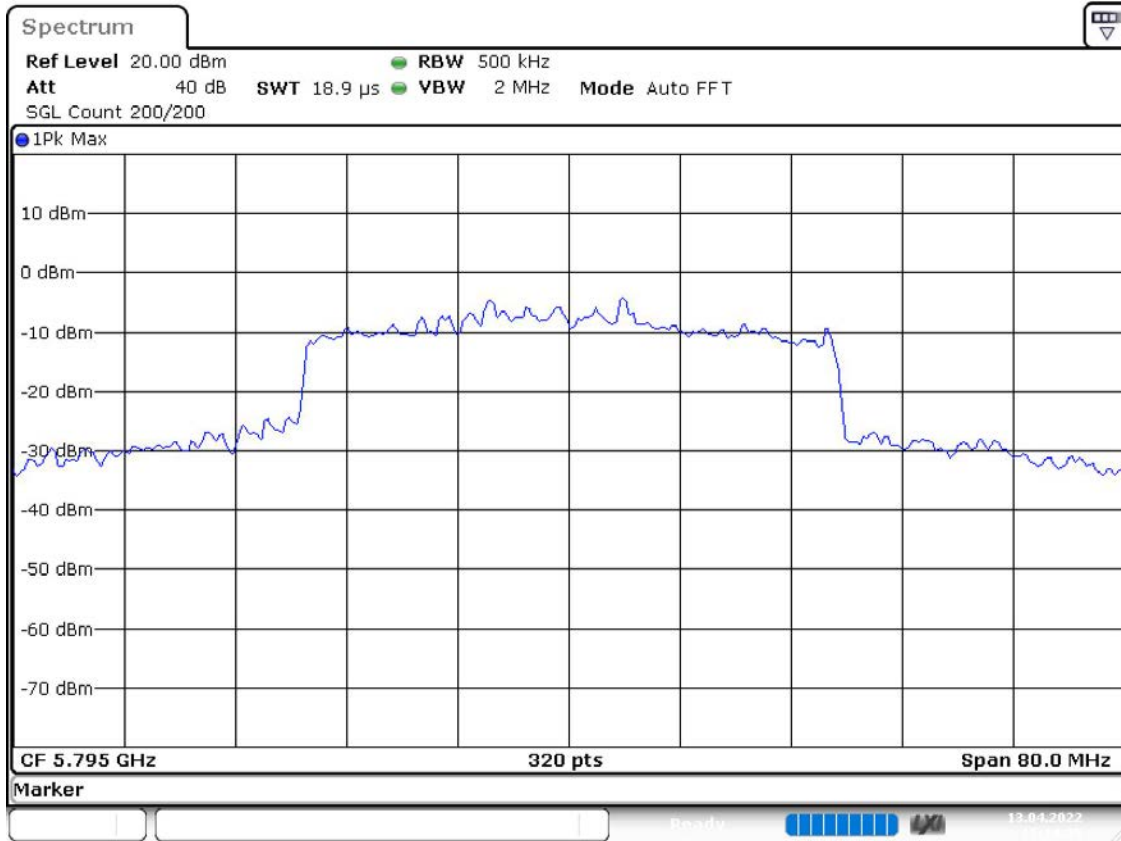
(continuation of the "99 % Bandwidth" table from column 6 ...)

DUT Frequency (MHz)	Result
5795.000000	PASS

99 % Bandwidth



Bandwidth



Date: 13.APR.2022 15:14:25

### Tx Spurious Emission (5795 MHz; 24.000 dBm; 40 MHz)

Customized settings.

### Result

DUT Frequency (MHz)	Result
5795.000000	PASS

### Final measurements

Frequency (MHz)	Level Pre Measurement (dBm)	level (dBm)	Limit (dBm)	Margin (dB)	Result
---	---	---	---	---	---

### Pre Measurements

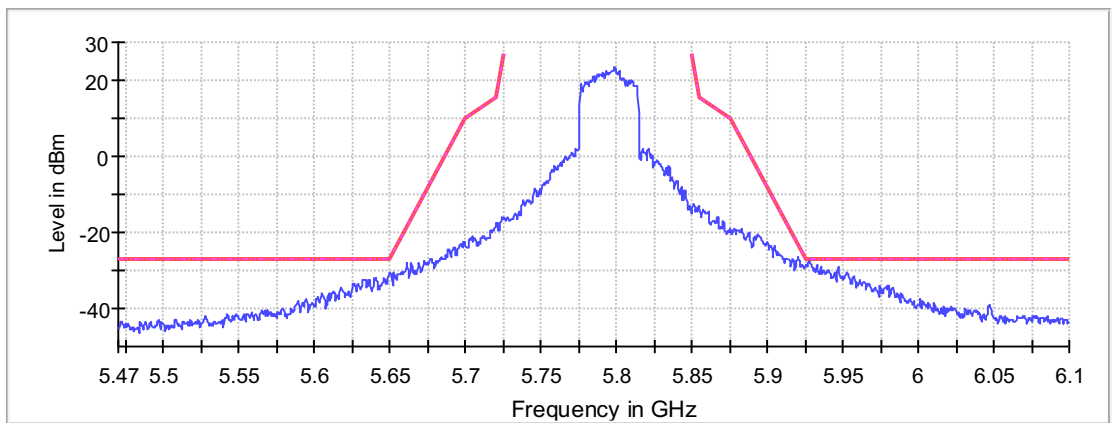
Frequency (MHz)	Level (dBm)	Margin (dB)	Limit (dBm)
5927.750000	-27.7	0.7	-27.0
5927.250000	-28.0	1.0	-27.0

5928.250000	-28.0	1.0	-27.0
5926.750000	-28.4	1.4	-27.0
5928.750000	-28.4	1.4	-27.0
5932.750000	-28.7	1.7	-27.0
5925.750000	-28.7	1.7	-27.0
5933.250000	-28.7	1.7	-27.0
5926.250000	-28.8	1.8	-27.0
5929.250000	-28.8	1.8	-27.0
5946.750000	-28.8	1.8	-27.0
5929.750000	-28.8	1.8	-27.0
5925.250000	-29.1	2.1	-27.0
5947.250000	-29.1	2.1	-27.0
5935.250000	-29.2	2.2	-27.0

### Measurement Settings

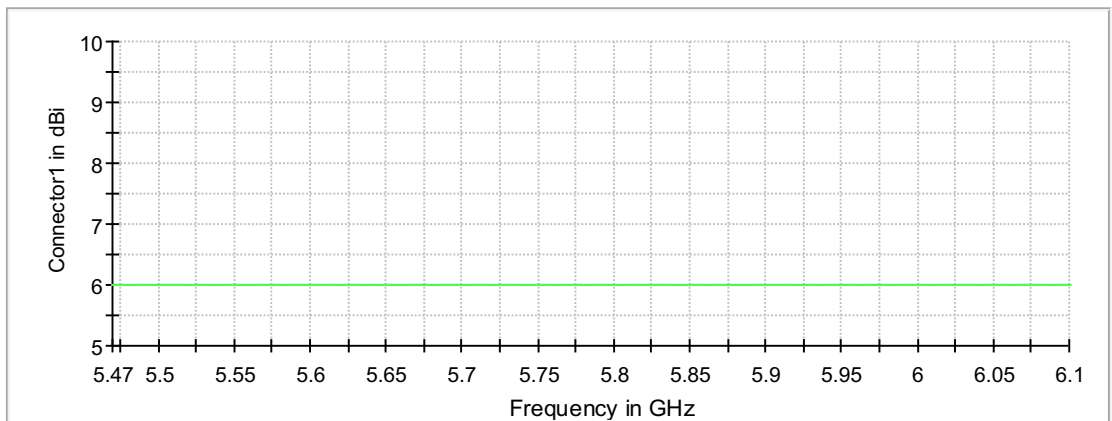
Start Frequency (MHz)	Stop Frequency (MHz)	Pre Measurement	Final Measurement
5470.000000	6100.000000	2	2

Spurious

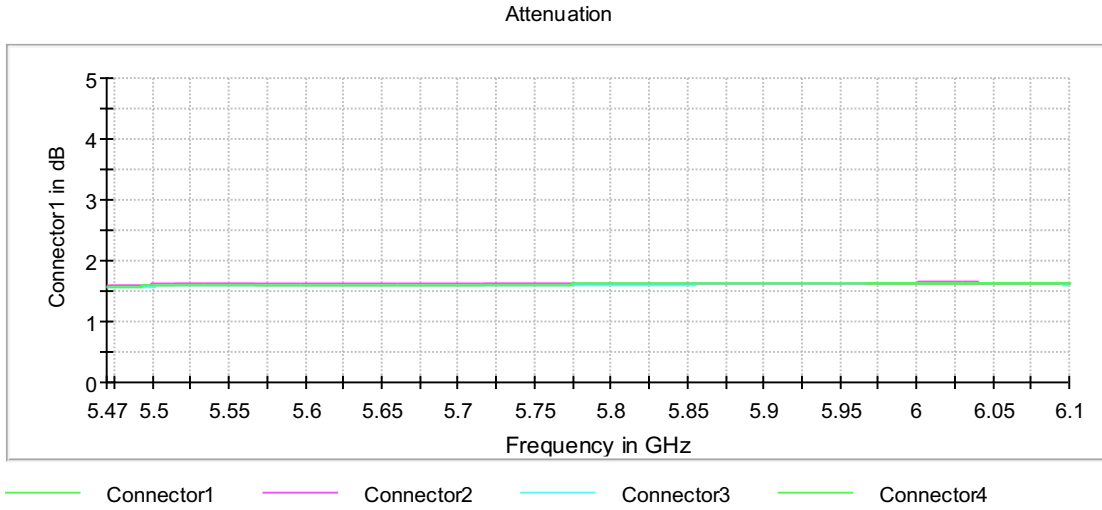


— Limit    - - - - Threshold    × Critical    × Final Critical    — Sum Level

Gain



— Connector1    — Connector2    — Connector3    — Connector4



### Emission Bandwidth 26 dB (5775 MHz; 24.000 dBm; 80 MHz)

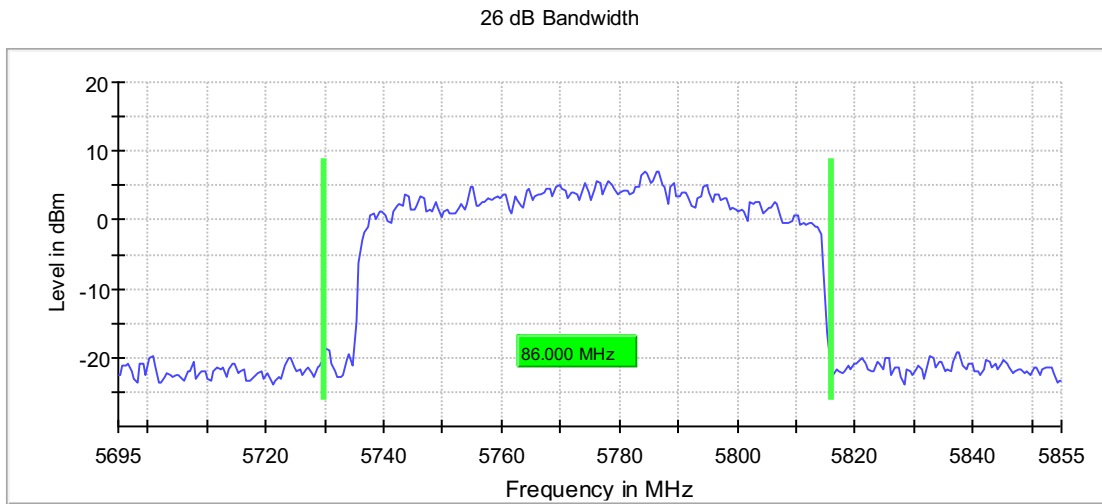
Customized settings.

### 26 dB Bandwidth

DUT Frequency (MHz)	Bandwidth (MHz)	Limit Min (MHz)	Limit Max (MHz)	Band Edge Left (MHz)	Band Edge Right (MHz)
5775.000000	86.000000	---	---	5729.750000	5815.750000

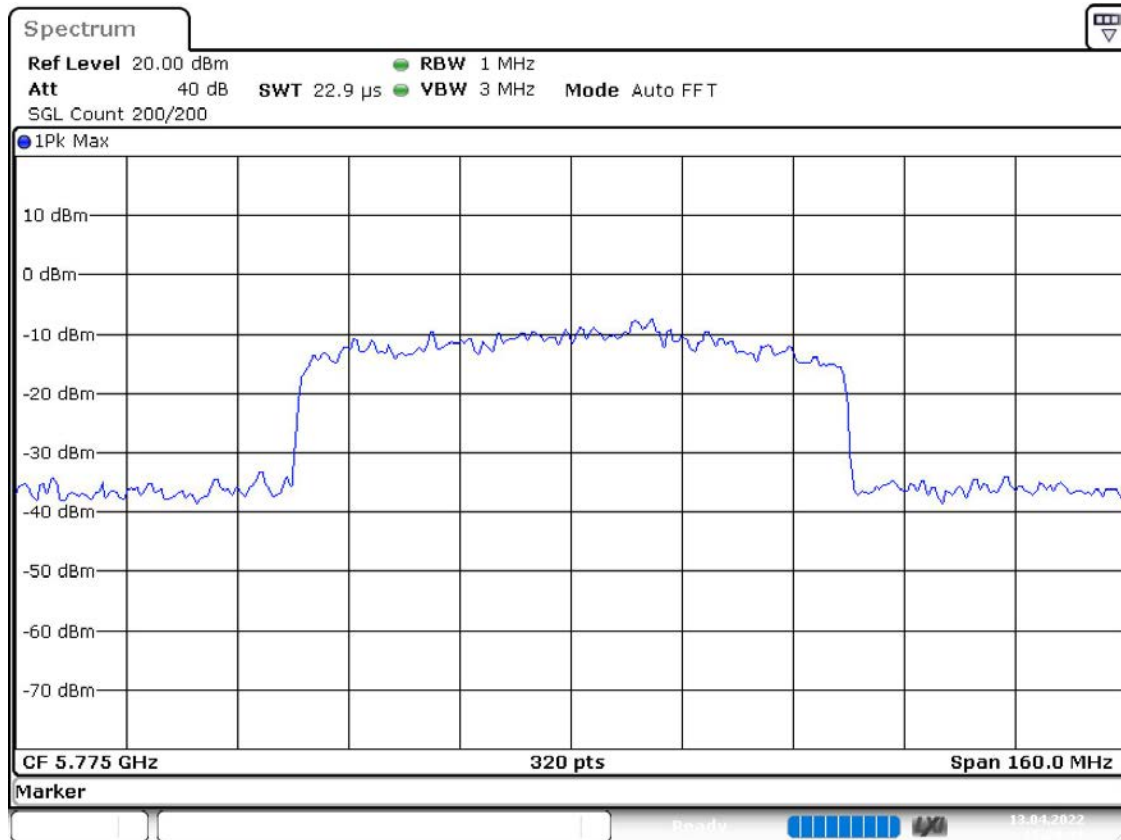
(continuation of the "26 dB Bandwidth" table from column 6 ...)

DUT Frequency (MHz)	Max Level (dBm)	Result
5775.000000	6.9	PASS



Bandwidth





Date: 13.APR.2022 15:24:32

## Minimum Emission Bandwidth 6 dB (5775 MHz; 24.000 dBm; 80 MHz)

Customized settings.

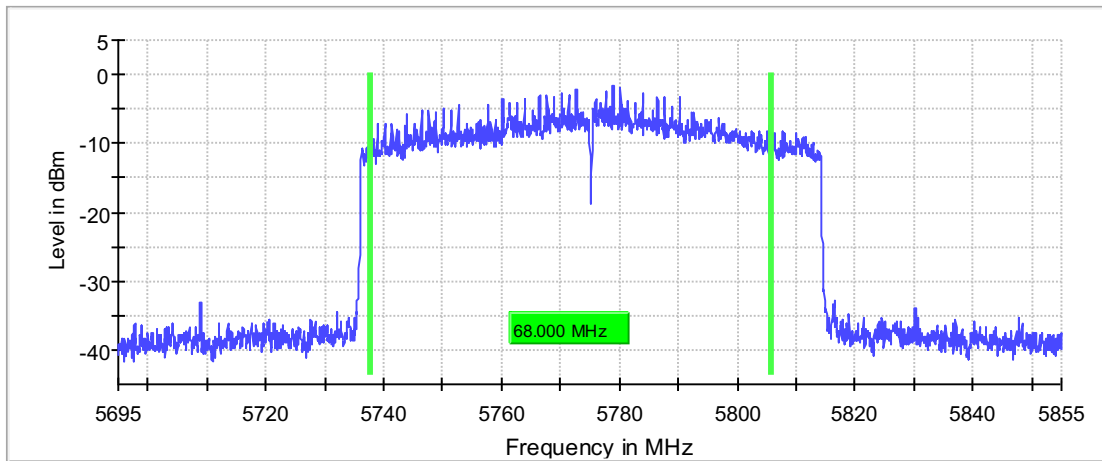
### 6 dB Bandwidth

DUT Frequency (MHz)	Bandwidth (MHz)	Limit Min (MHz)	Limit Max (MHz)	Band Edge Left (MHz)	Band Edge Right (MHz)
5775.000000	68.000000	0.500000	---	5737.625000	5805.625000

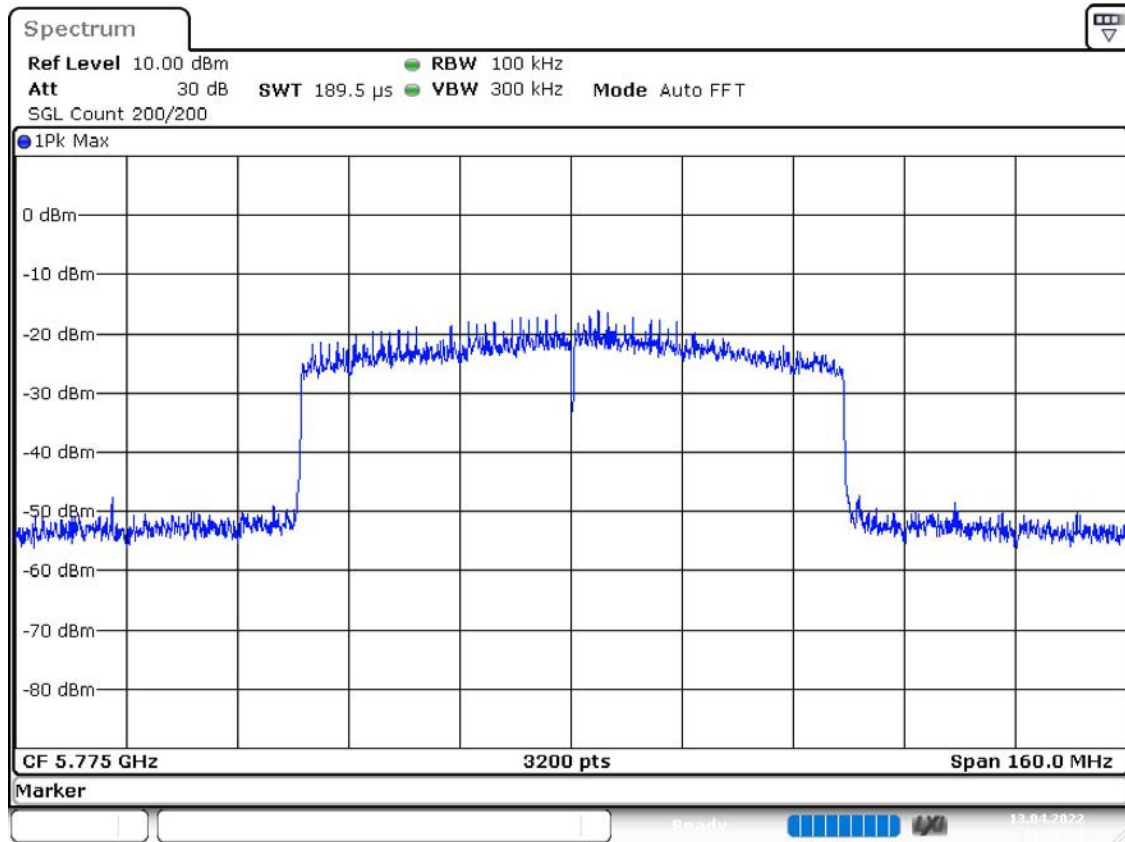
(continuation of the "6 dB Bandwidth" table from column 6 ...)

DUT Frequency (MHz)	Max Level (dBm)	Result
5775.000000	-1.6	PASS

6 dB Bandwidth



Bandwidth



Date: 13.APR.2022 15:25:54

## Occupied Channel Bandwidth 99% (5775 MHz; 24.000 dBm; 80 MHz)

Customized settings.

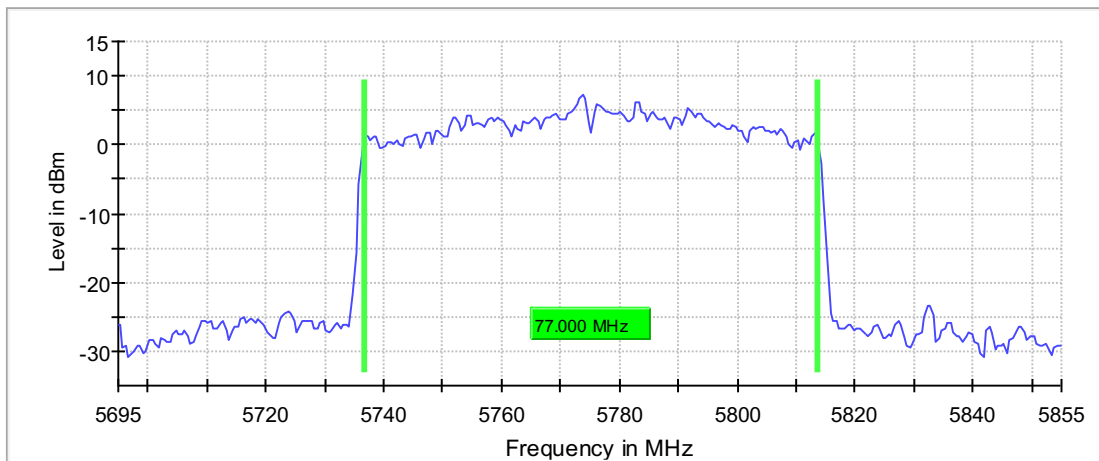
### 99 % Bandwidth

DUT Frequency (MHz)	Bandwidth (MHz)	Limit Min (MHz)	Limit Max (MHz)	Band Edge Left (MHz)	Band Edge Right (MHz)
5775.000000	77.000000	---	---	5736.750000	5813.750000

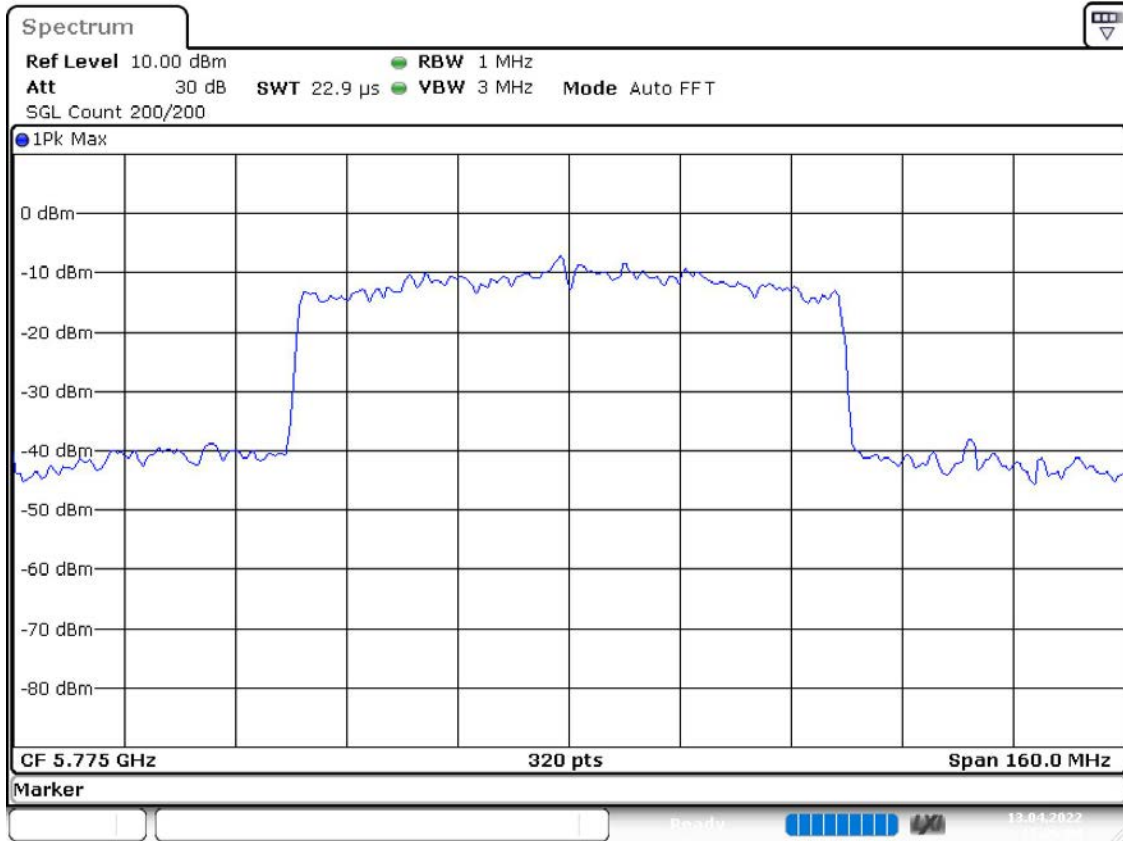
(continuation of the "99 % Bandwidth" table from column 6 ...)

DUT Frequency (MHz)	Result
5775.000000	PASS

99 % Bandwidth



Bandwidth



Date: 13.APR.2022 15:26:05

### Tx Spurious Emission (5775 MHz; 24.000 dBm; 80 MHz)

Customized settings.

### Result

DUT Frequency (MHz)	Result
5775.000000	PASS

### Final measurements

Frequency (MHz)	Level Pre Measurement (dBm)	level (dBm)	Limit (dBm)	Margin (dB)	Result
---	---	---	---	---	---

### Pre Measurements

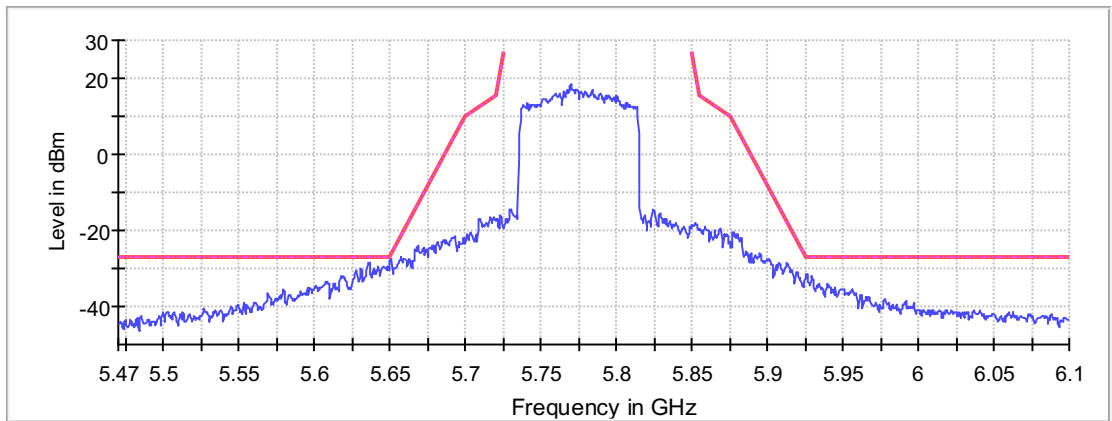
Frequency (MHz)	Level (dBm)	Margin (dB)	Limit (dBm)
5650.750000	-27.6	1.2	-26.4
5650.250000	-28.0	1.2	-26.8

5636.25000	-28.3	1.3	-27.0
5635.75000	-28.3	1.3	-27.0
5651.25000	-28.0	1.9	-26.1
5635.25000	-29.0	2.0	-27.0
5646.25000	-29.4	2.4	-27.0
5636.75000	-29.4	2.4	-27.0
5648.25000	-29.4	2.4	-27.0
5645.75000	-29.5	2.5	-27.0
5645.25000	-29.6	2.6	-27.0
5642.25000	-29.7	2.7	-27.0
5644.75000	-29.8	2.8	-27.0
5647.25000	-30.0	3.0	-27.0
5638.75000	-30.0	3.0	-27.0

### Measurement Settings

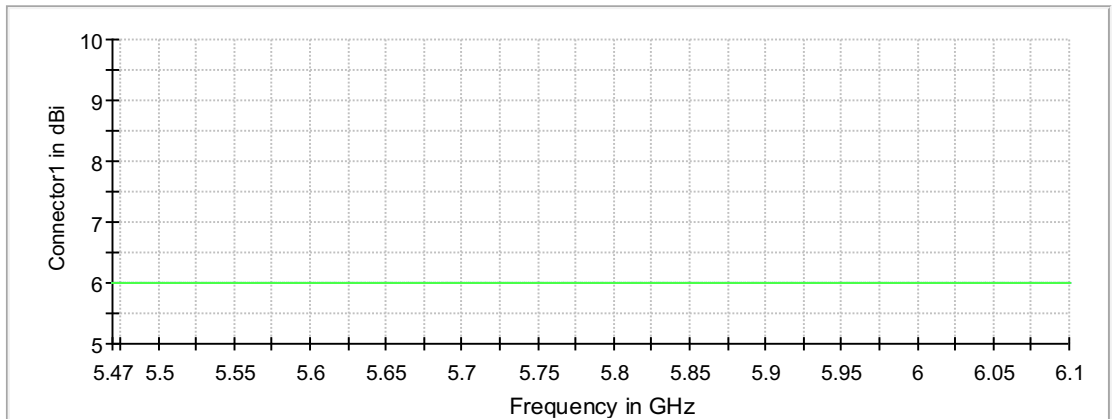
Start Frequency (MHz)	Stop Frequency (MHz)	Pre Measurement	Final Measurement
5470.000000	6100.000000	2	2

Spurious



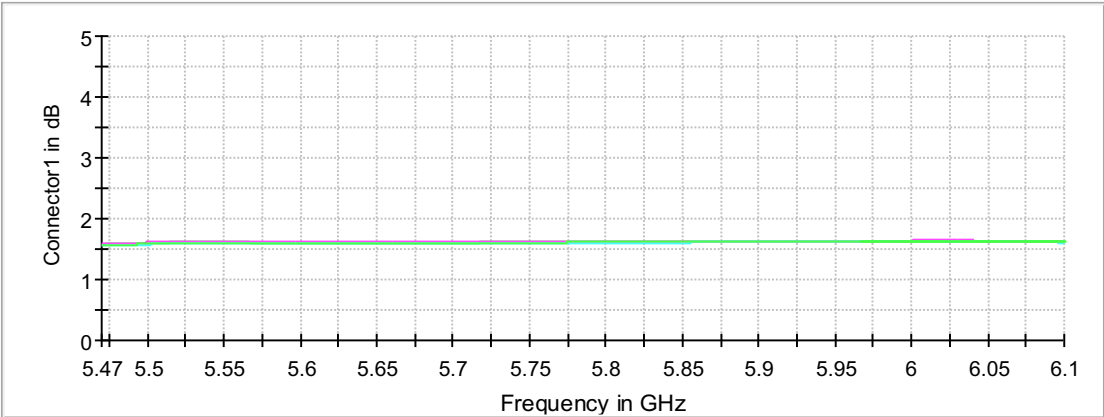
— Limit    - - - - Threshold    × Critical    × Final Critical    — Sum Level

Gain



— Connector1    — Connector2    — Connector3    — Connector4

Attenuation



Connector1 Connector2 Connector3 Connector4

## 4 HT Mode

## Summary

Test	Frequency (MHz)	Nominal Power (dBm)	Nominal Bandwidth (MHz)	Result
Emission Bandwidth 26 dB	5745.000	24.0	20.000000	PASS
RF output power	5745.000	24.0	20.000000	PASS
Power Spectral Density	5745.000	24.0	20.000000	PASS
Minimum Emission Bandwidth 6 dB	5745.000	24.0	20.000000	PASS
Occupied Channel Bandwidth 99%	5745.000	24.0	20.000000	PASS
Tx Spurious Emission	5745.000	24.0	20.000000	PASS
Emission Bandwidth 26 dB	5775.000	24.0	20.000000	PASS
Minimum Emission Bandwidth 6 dB	5775.000	24.0	20.000000	PASS
Occupied Channel Bandwidth 99%	5775.000	24.0	20.000000	PASS
Tx Spurious Emission	5775.000	24.0	20.000000	PASS
Emission Bandwidth 26 dB	5825.000	24.0	20.000000	PASS
Minimum Emission Bandwidth 6 dB	5825.000	24.0	20.000000	PASS
Occupied Channel Bandwidth 99%	5825.000	24.0	20.000000	PASS
Tx Spurious Emission	5825.000	24.0	20.000000	PASS
Emission Bandwidth 26 dB	5755.000	24.0	40.000000	PASS
Minimum Emission Bandwidth 6 dB	5755.000	24.0	40.000000	PASS
Occupied Channel Bandwidth 99%	5755.000	24.0	40.000000	PASS
Tx Spurious Emission	5755.000	24.0	40.000000	PASS
Emission Bandwidth 26 dB	5775.000	24.0	40.000000	PASS
Minimum Emission Bandwidth 6 dB	5775.000	24.0	40.000000	PASS
Occupied Channel Bandwidth 99%	5775.000	24.0	40.000000	PASS
Tx Spurious Emission	5775.000	24.0	40.000000	PASS
Emission Bandwidth 26 dB	5795.000	24.0	40.000000	PASS
Minimum Emission Bandwidth 6 dB	5795.000	24.0	40.000000	PASS
Occupied Channel Bandwidth 99%	5795.000	24.0	40.000000	PASS
Tx Spurious Emission	5795.000	24.0	40.000000	PASS

## Emission Bandwidth 26 dB (5745 MHz; 24.000 dBm; 20 MHz)

Customized settings.

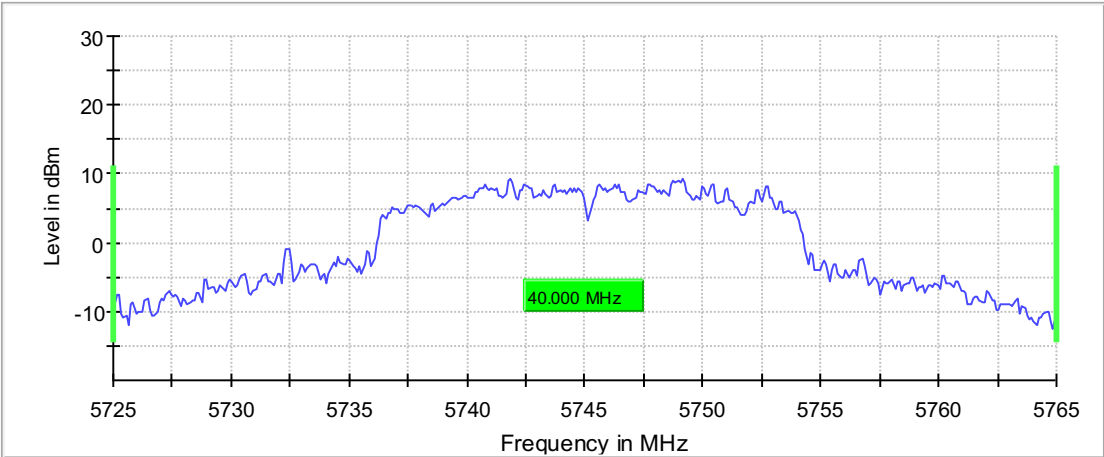
## 26 dB Bandwidth

DUT Frequency (MHz)	Bandwidth (MHz)	Limit Min (MHz)	Limit Max (MHz)	Band Edge Left (MHz)	Band Edge Right (MHz)
5745.000000	40.000000	---	---	5725.000000	5765.000000

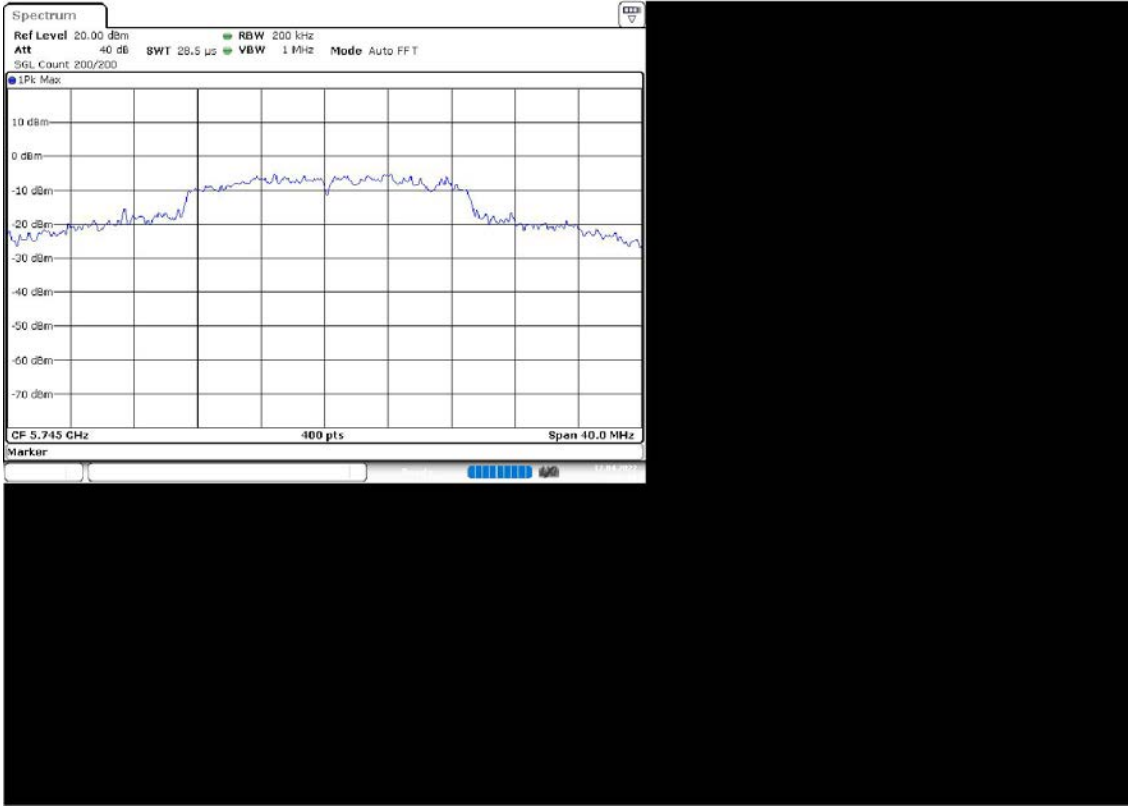
(continuation of the "26 dB Bandwidth" table from column 6 ...)

DUT Frequency (MHz)	Max Level (dBm)	Result
5745.000000	9.3	PASS

26 dB Bandwidth



Bandwidth



Date: 12.APR.2022 13:32:18



## Measurement

Setting	Instrument Value	Target Value
Start Frequency	5.72500 GHz	5.72500 GHz
Stop Frequency	5.76500 GHz	5.76500 GHz
Span	40.000 MHz	40.000 MHz
RBW	200.000 kHz	~ 200.000 kHz
VBW	1.000 MHz	>= 600.000 kHz
SweepPoints	400	~ 400
Sweeptime	28.477 µs	AUTO
Reference Level	20.000 dBm	20.000 dBm
Attenuation	40.000 dB	AUTO
Detector	MaxPeak	MaxPeak
SweepCount	200	200
Filter	3 dB	3 dB
Trace Mode	Max Hold	Max Hold
SweepType	FFT	AUTO
Preamp	off	off

## RF output power (5745 MHz; 24.000 dBm; 20 MHz)

Customized settings.

## Result

DUT Frequency (MHz)	Gated RMS (dBm)	Limit Max (dBm)	Gated EIRP (dBm)	DutyCycle (%)	Result
5745.000000	28.3	30.0	28.3	88.449	PASS

## OSP PowerMeter settings

Setting	Instrument Value	Target Value
Measurement Time	1.000 s	1.000 s
Points	1000000	1000000
Time resolution	1.000 µs	1.000 µs

## Power Spectral Density (5745 MHz; 24.000 dBm; 20 MHz)

Customized settings.

### Result

DUT Frequency (MHz)	Frequency (MHz)	PSD (dBm)	Limit Max (dBm)	Result
5745.000000	5745.792079	11.133	30.0	PASS

### Ports

Port	State
1	used
2	used
3	used
4	used

### Measurement

Setting	Instrument Value	Target Value
Start Frequency	5.73500 GHz	5.73500 GHz
Stop Frequency	5.75500 GHz	5.75500 GHz
Span	20.000 MHz	20.000 MHz
RBW	500.000 kHz	<= 500.000 kHz
VBW	2.000 MHz	>= 1.500 MHz
SweepPoints	101	~ 80
SweepTime	2.020 ms	2.020 ms
Reference Level	20.000 dBm	20.000 dBm
Attenuation	40.000 dB	AUTO
Detector	RMS	RMS
SweepCount	100	100
Filter	3 dB	3 dB
Trace Mode	Average Power	Average Power
SweepType	FFT	AUTO
Preamp	off	off

## Minimum Emission Bandwidth 6 dB (5745 MHz; 24.000 dBm; 20 MHz)

Customized settings.

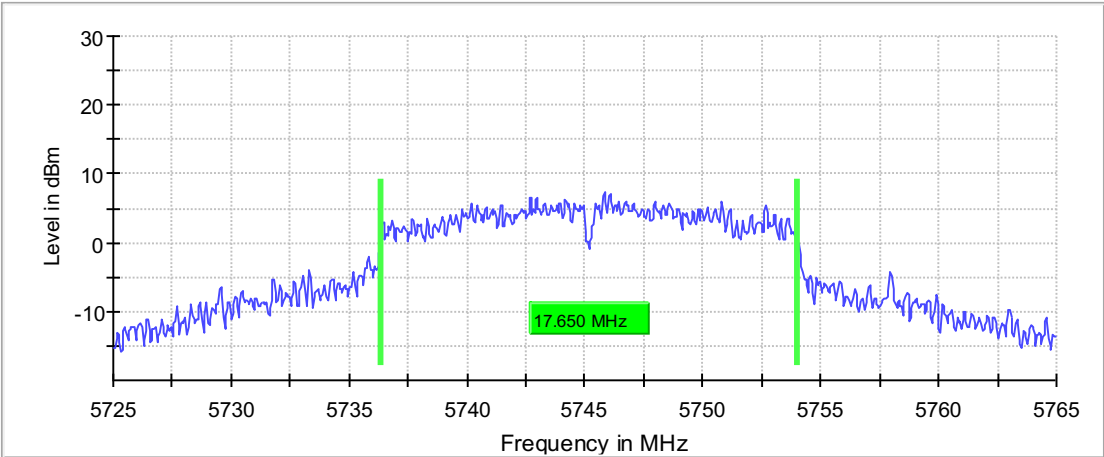
### 6 dB Bandwidth

DUT Frequency (MHz)	Bandwidth (MHz)	Limit Min (MHz)	Limit Max (MHz)	Band Edge Left (MHz)	Band Edge Right (MHz)
5745.000000	17.650000	0.500000	---	5736.375000	5754.025000

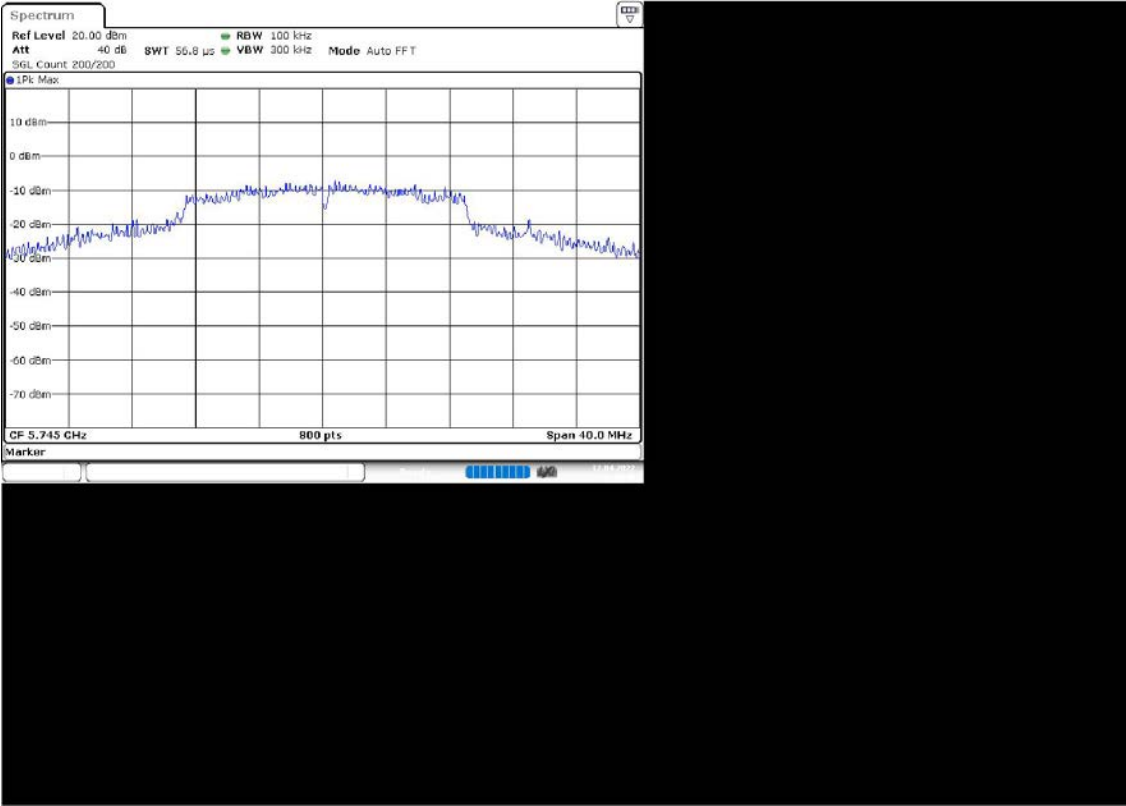
(continuation of the "6 dB Bandwidth" table from column 6 ...)

DUT Frequency (MHz)	Max Level (dBm)	Result
5745.000000	7.3	PASS

6 dB Bandwidth



Bandwidth



Date: 12.APR.2022 13:33:40

## Measurement

Setting	Instrument Value	Target Value
Start Frequency	5.72500 GHz	5.72500 GHz
Stop Frequency	5.76500 GHz	5.76500 GHz
Span	40.000 MHz	40.000 MHz
RBW	100.000 kHz	~ 100.000 kHz
VBW	300.000 kHz	~ 300.000 kHz
SweepPoints	800	~ 800
Sweptime	56.836 $\mu$ s	AUTO
Reference Level	20.000 dBm	20.000 dBm
Attenuation	40.000 dB	AUTO
Detector	MaxPeak	MaxPeak
SweepCount	200	200
Filter	3 dB	3 dB
Trace Mode	Max Hold	Max Hold
SweepType	FFT	AUTO
Preamp	off	off

## Occupied Channel Bandwidth 99% (5745 MHz; 24.000 dBm; 20 MHz)

Customized settings.

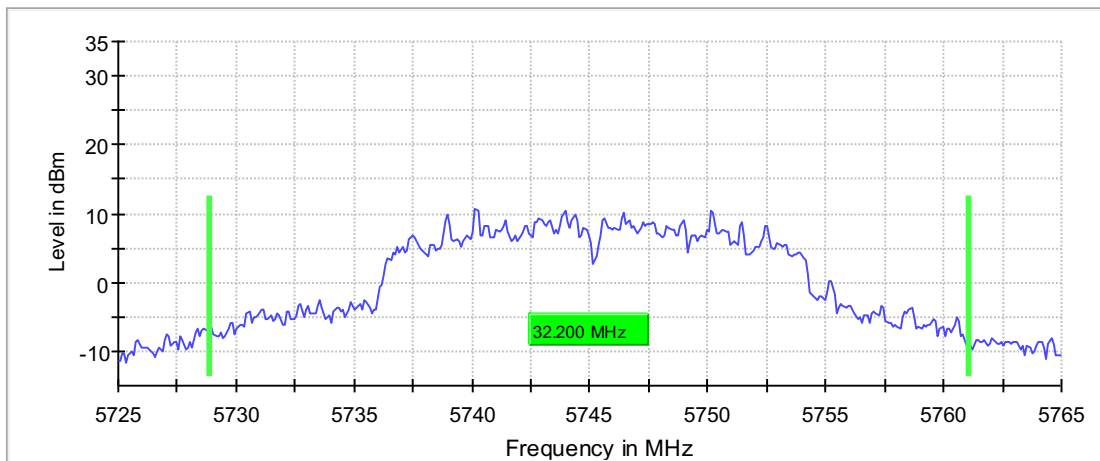
### 99 % Bandwidth

DUT Frequency (MHz)	Bandwidth (MHz)	Limit Min (MHz)	Limit Max (MHz)	Band Edge Left (MHz)	Band Edge Right (MHz)
5745.000000	32.200000	---	---	5728.850000	5761.050000

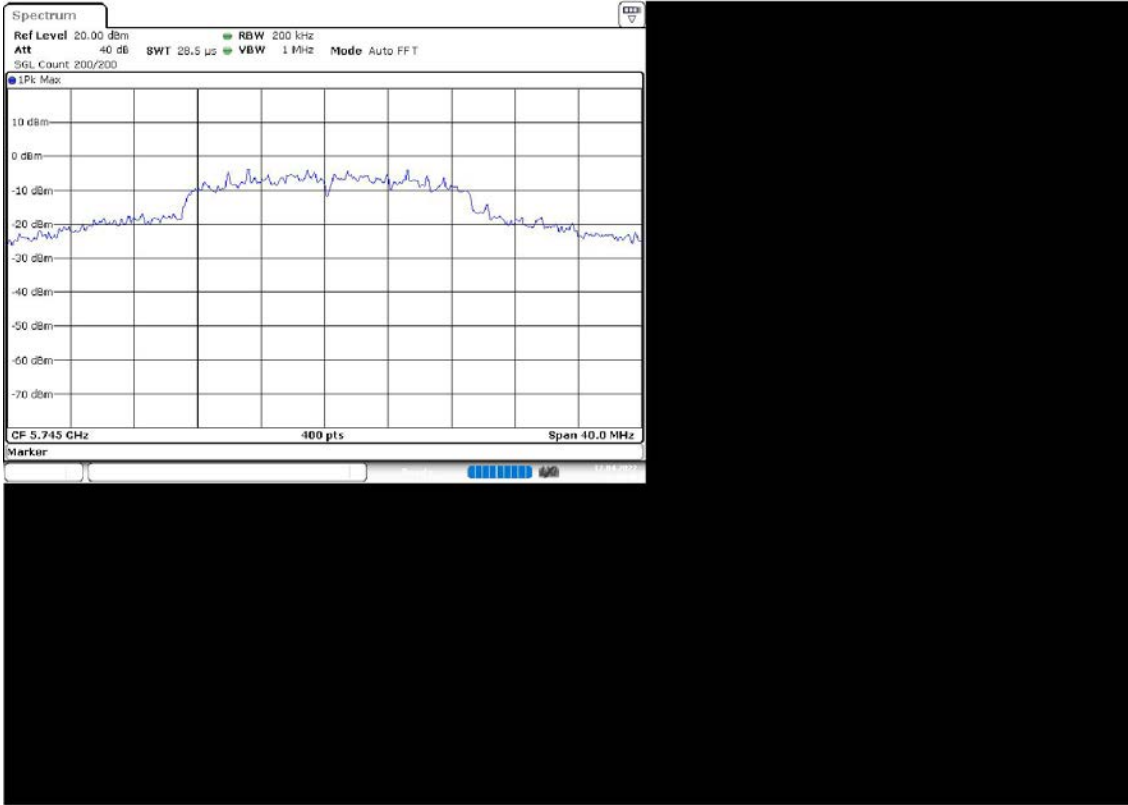
(continuation of the "99 % Bandwidth" table from column 6 ...)

DUT Frequency (MHz)	Result
5745.000000	PASS

99 % Bandwidth



Bandwidth



Date: 12.APR.2022 13:33:47

**Measurement**

Setting	Instrument Value	Target Value
Start Frequency	5.72500 GHz	5.72500 GHz
Stop Frequency	5.76500 GHz	5.76500 GHz
Span	40.000 MHz	40.000 MHz
RBW	200.000 kHz	>= 200.000 kHz
VBW	1.000 MHz	>= 600.000 kHz
SweepPoints	400	~ 400
SweepTime	28.477 µs	AUTO
Reference Level	20.000 dBm	20.000 dBm
Attenuation	40.000 dB	AUTO
Detector	MaxPeak	MaxPeak
SweepCount	200	200
Filter	3 dB	3 dB
Trace Mode	Max Hold	Max Hold
SweepType	FFT	AUTO
Preamp	off	off

**Tx Spurious Emission (5745 MHz; 24.000 dBm; 20 MHz)**

Customized settings.

**Result**

DUT Frequency (MHz)	Result
5745.000000	PASS

**Final measurements**

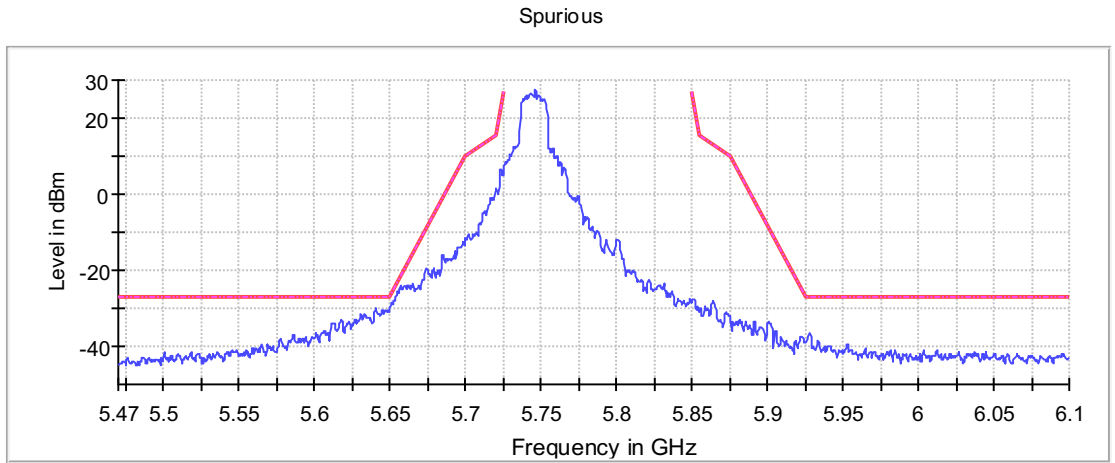
Frequency (MHz)	Level Pre Measurement (dBm)	level (dBm)	Limit (dBm)	Margin (dB)	Result
---	---	---	---	---	---

**Pre Measurements**

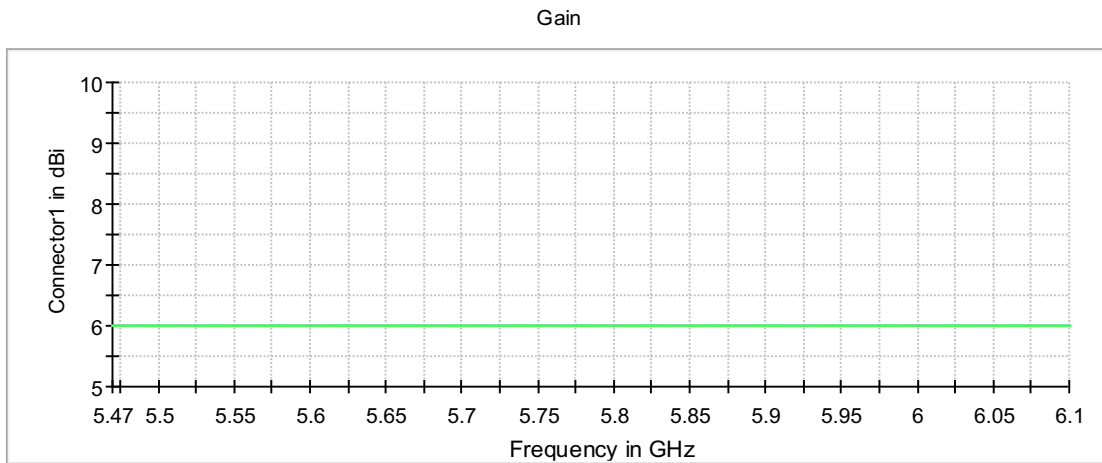
Frequency (MHz)	Level (dBm)	Margin (dB)	Limit (dBm)
5654.750000	-25.5	2.0	-23.5
5656.750000	-24.1	2.1	-22.0
5655.250000	-25.5	2.4	-23.1
5651.250000	-28.5	2.4	-26.1
5656.250000	-24.8	2.5	-22.4
5654.250000	-26.4	2.5	-23.9
5657.250000	-24.3	2.7	-21.6
5650.750000	-29.1	2.7	-26.4
5652.750000	-27.8	2.8	-25.0
5653.750000	-27.2	2.9	-24.2
5650.250000	-30.0	3.1	-26.8
5640.750000	-30.2	3.2	-27.0
5655.750000	-26.0	3.2	-22.7
5649.750000	-30.3	3.3	-27.0
5653.250000	-28.0	3.4	-24.6

**Measurement Settings**

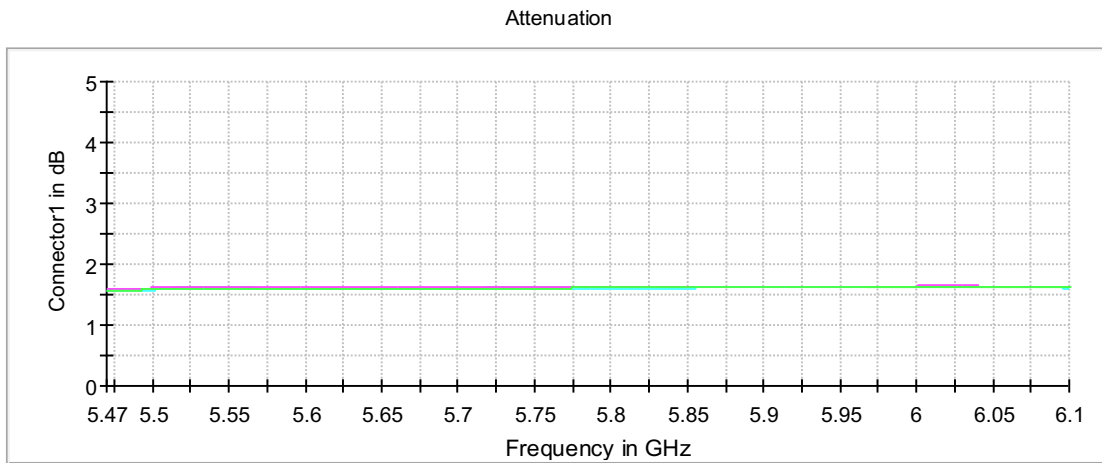
Start Frequency (MHz)	Stop Frequency (MHz)	Pre Measurement	Final Measurement
5470.000000	6100.000000	2	2



— Limit    
 - - - Threshold    
 × Critical    
 × Final Critical    
 — Sum Level



— Connector1    
 — Connector2    
 — Connector3    
 — Connector4



— Connector1    
 — Connector2    
 — Connector3    
 — Connector4

## Pre Measurement 2

Setting	Instrument Value	Target Value
RBW	1.000 MHz	<= 1.000 MHz
VBW	3.000 MHz	>= 3.000 MHz
SweepPoints	1260	~ 1260
Sweeptime	85.781 µs	AUTO
Reference Level	0.000 dBm	0.000 dBm
Attenuation	20.000 dB	20.000 dB
Detector	MaxPeak	MaxPeak
SweepCount	30	30
Filter	3 dB	3 dB
Trace Mode	Max Hold	Max Hold
SweepType	FFT	AUTO
Preamp	off	off

## Emission Bandwidth 26 dB (5775 MHz; 24.000 dBm; 20 MHz)

Customized settings.

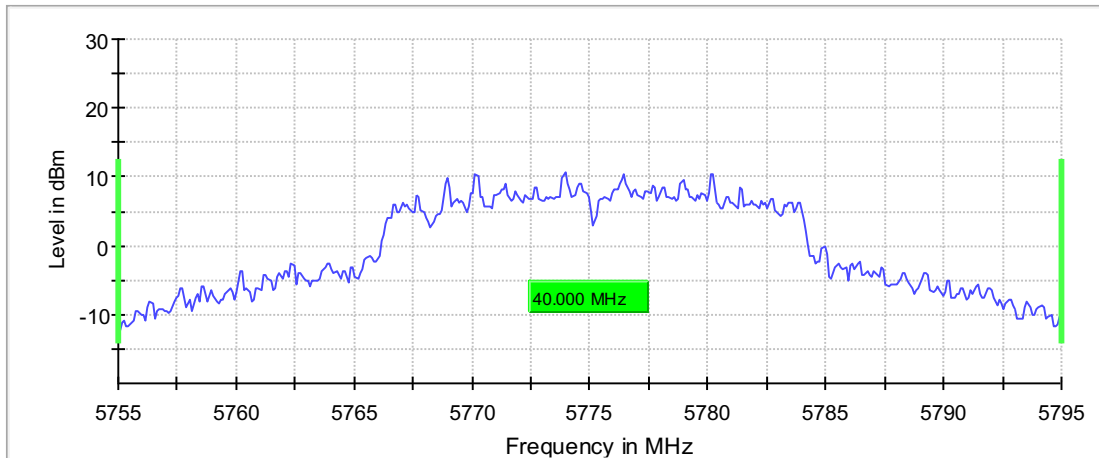
### 26 dB Bandwidth

DUT Frequency (MHz)	Bandwidth (MHz)	Limit Min (MHz)	Limit Max (MHz)	Band Edge Left (MHz)	Band Edge Right (MHz)
5775.000000	40.000000	---	---	5755.000000	5795.000000

(continuation of the "26 dB Bandwidth" table from column 6 ...)

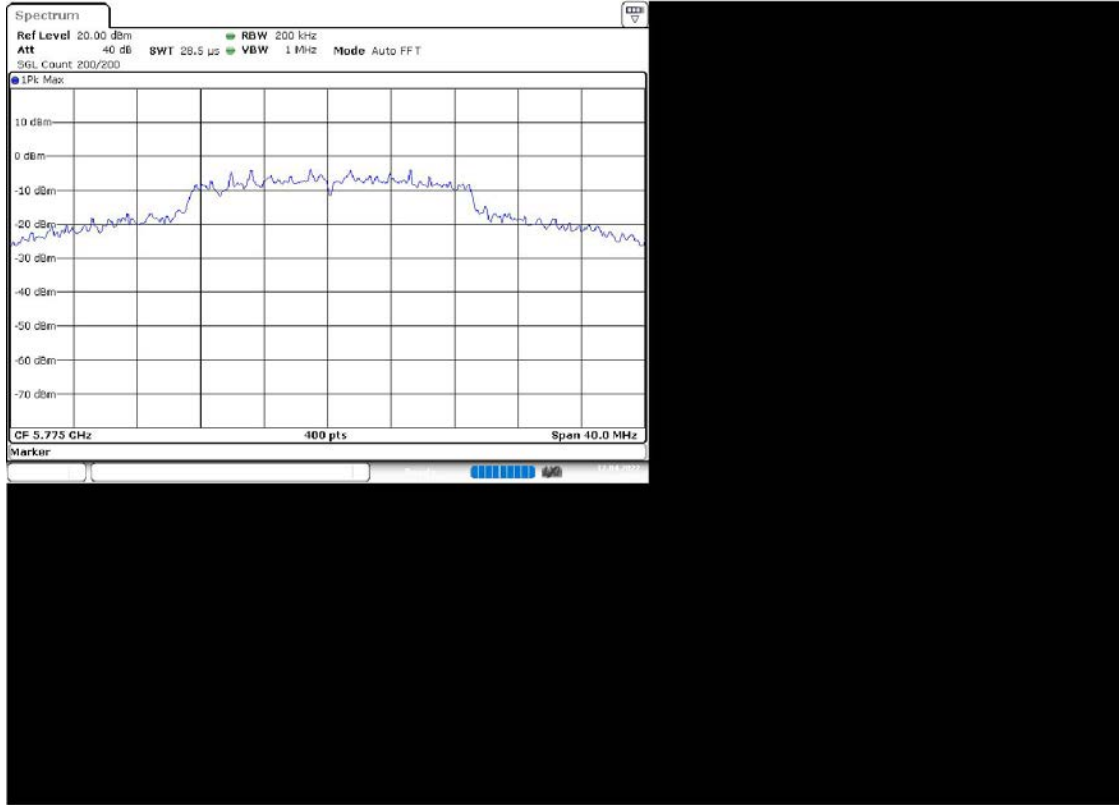
DUT Frequency (MHz)	Max Level (dBm)	Result
5775.000000	10.5	PASS

26 dB Bandwidth



Bandwidth





Date: 12.APR.2022 13:37:09

## Minimum Emission Bandwidth 6 dB (5775 MHz; 24.000 dBm; 20 MHz)

Customized settings.

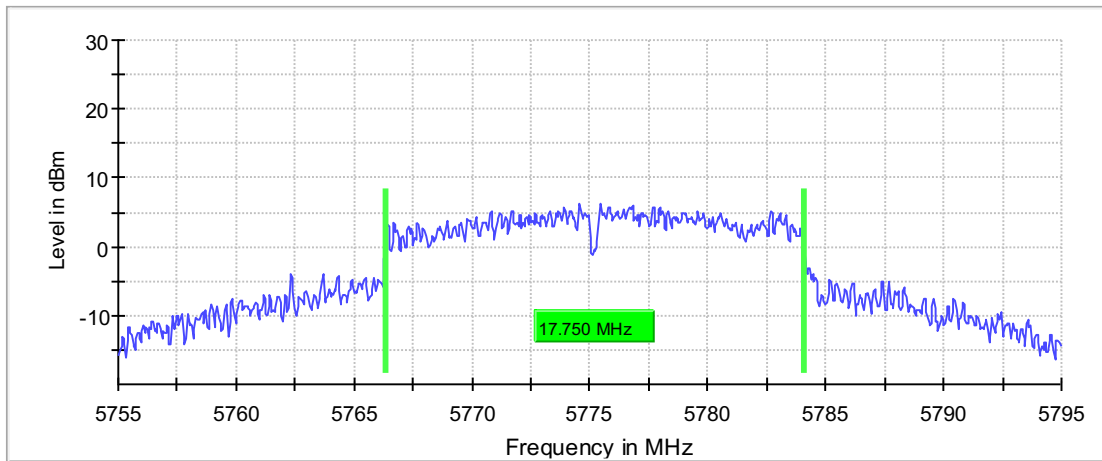
### 6 dB Bandwidth

DUT Frequency (MHz)	Bandwidth (MHz)	Limit Min (MHz)	Limit Max (MHz)	Band Edge Left (MHz)	Band Edge Right (MHz)
5775.000000	17.750000	0.500000	---	5766.325000	5784.075000

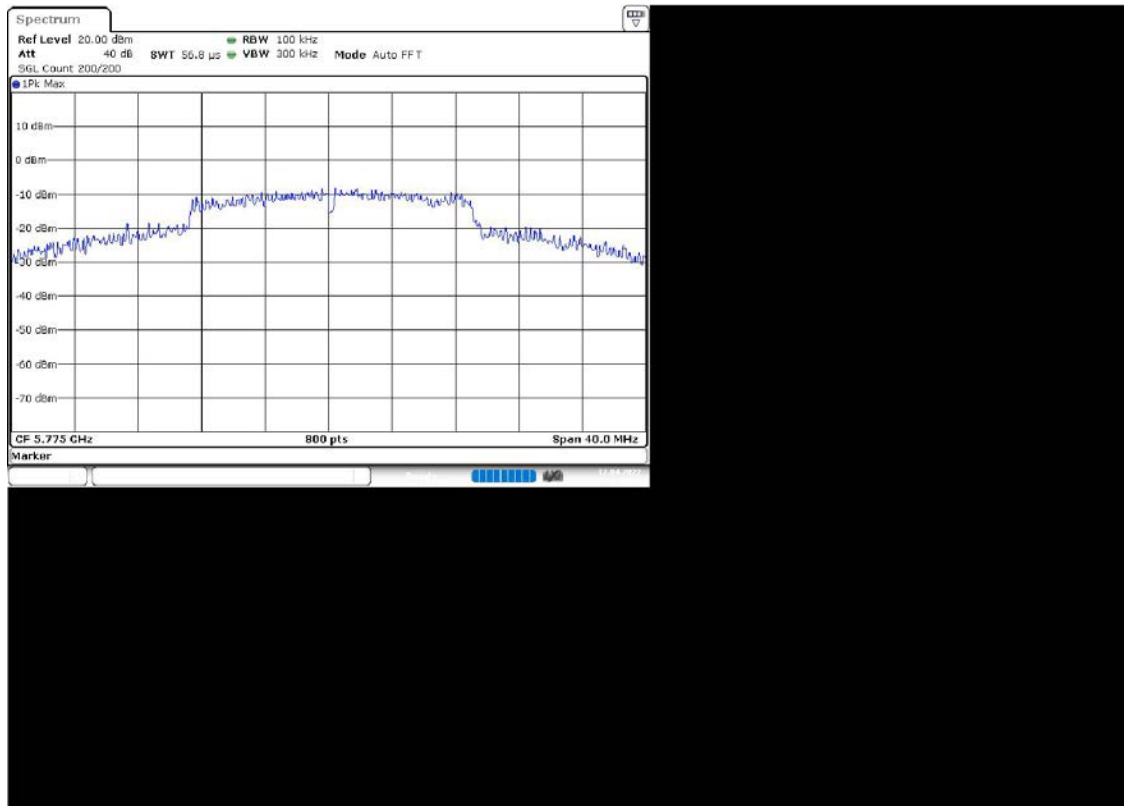
(continuation of the "6 dB Bandwidth" table from column 6 ...)

DUT Frequency (MHz)	Max Level (dBm)	Result
5775.000000	6.4	PASS

6 dB Bandwidth



Bandwidth



Date: 12.APR.2022 13:38:30

**Occupied Channel Bandwidth 99% (5775 MHz; 24.000 dBm; 20 MHz)**

Customized settings.

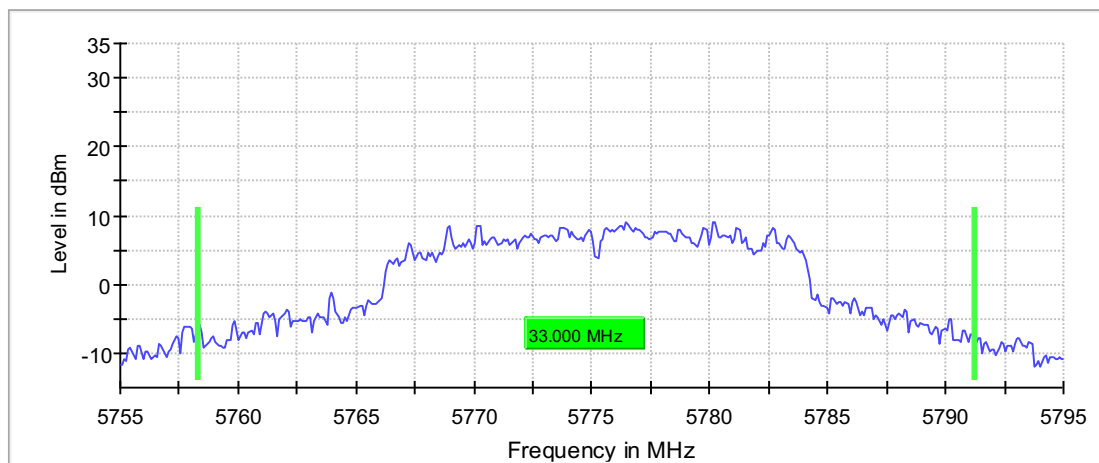
**99 % Bandwidth**

DUT Frequency (MHz)	Bandwidth (MHz)	Limit Min (MHz)	Limit Max (MHz)	Band Edge Left (MHz)	Band Edge Right (MHz)
5775.000000	33.000000	---	---	5758.250000	5791.250000

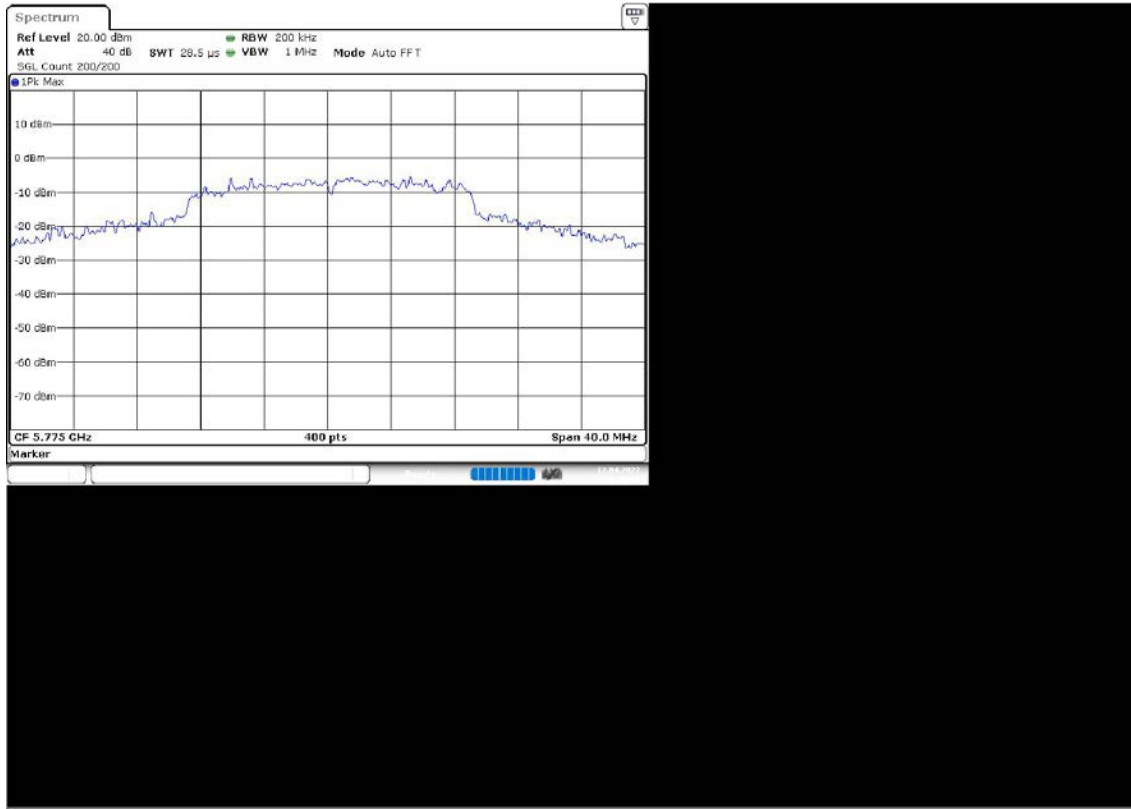
(continuation of the "99 % Bandwidth" table from column 6 ...)

DUT Frequency (MHz)	Result
5775.000000	PASS

99 % Bandwidth



Bandwidth



Date: 12.APR.2022 13:38:38

### Tx Spurious Emission (5775 MHz; 24.000 dBm; 20 MHz)

Customized settings.

### Result

DUT Frequency (MHz)	Result
5775.000000	PASS

### Final measurements

Frequency (MHz)	Level Pre Measurement (dBm)	level (dBm)	Limit (dBm)	Margin (dB)	Result
---	---	---	---	---	---

### Pre Measurements

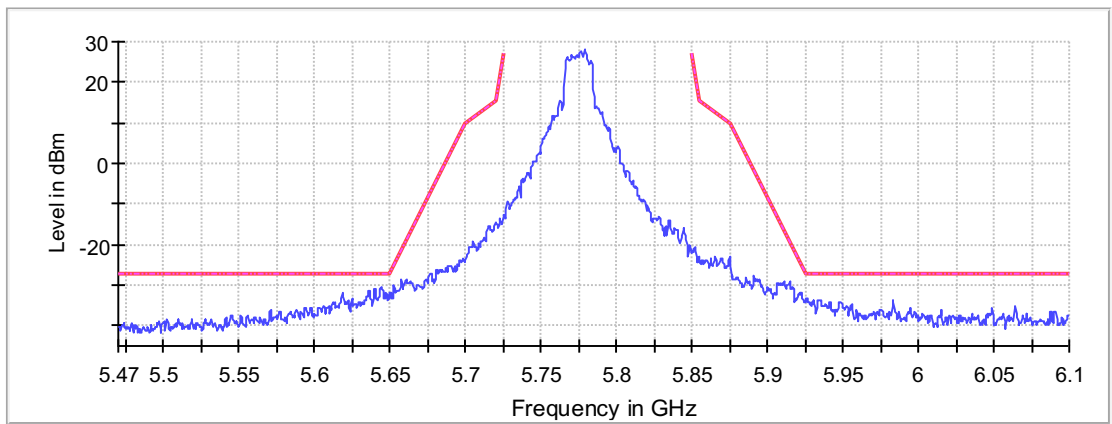
Frequency (MHz)	Level (dBm)	Margin (dB)	Limit (dBm)
5644.250000	-30.7	3.7	-27.0
5644.750000	-30.7	3.7	-27.0
5639.750000	-30.8	3.8	-27.0
5640.250000	-31.1	4.1	-27.0
5643.750000	-31.1	4.1	-27.0
5645.250000	-31.3	4.3	-27.0

5636.250000	-31.3	4.3	-27.0
5635.750000	-31.5	4.5	-27.0
5618.250000	-31.9	4.9	-27.0
5640.750000	-31.9	4.9	-27.0
5652.750000	-29.9	5.0	-25.0
5618.750000	-32.0	5.0	-27.0
5647.250000	-32.1	5.1	-27.0
5650.250000	-31.9	5.1	-26.8
5645.750000	-32.1	5.1	-27.0

### Measurement Settings

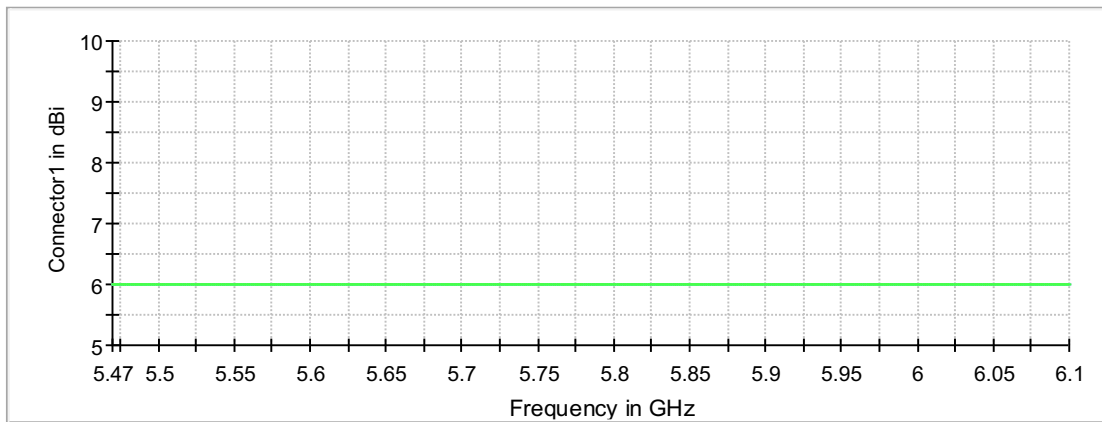
Start Frequency (MHz)	Stop Frequency (MHz)	Pre Measurement	Final Measurement
5470.000000	6100.000000	2	2

Spurious

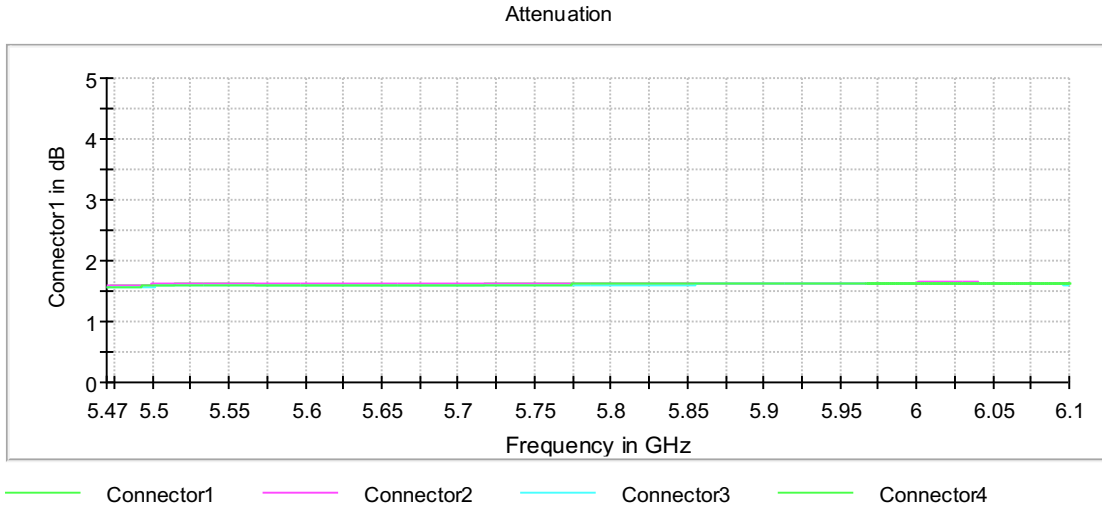


— Limit    - - - - Threshold    × Critical    × Final Critical    — Sum Level

Gain



— Connector1    — Connector2    — Connector3    — Connector4



### Emission Bandwidth 26 dB (5825 MHz; 24.000 dBm; 20 MHz)

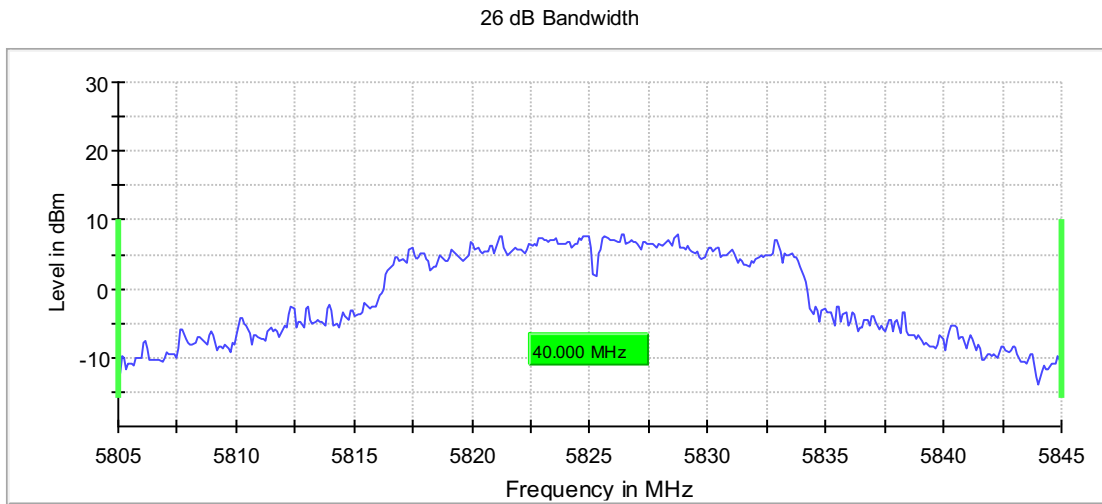
Customized settings.

### 26 dB Bandwidth

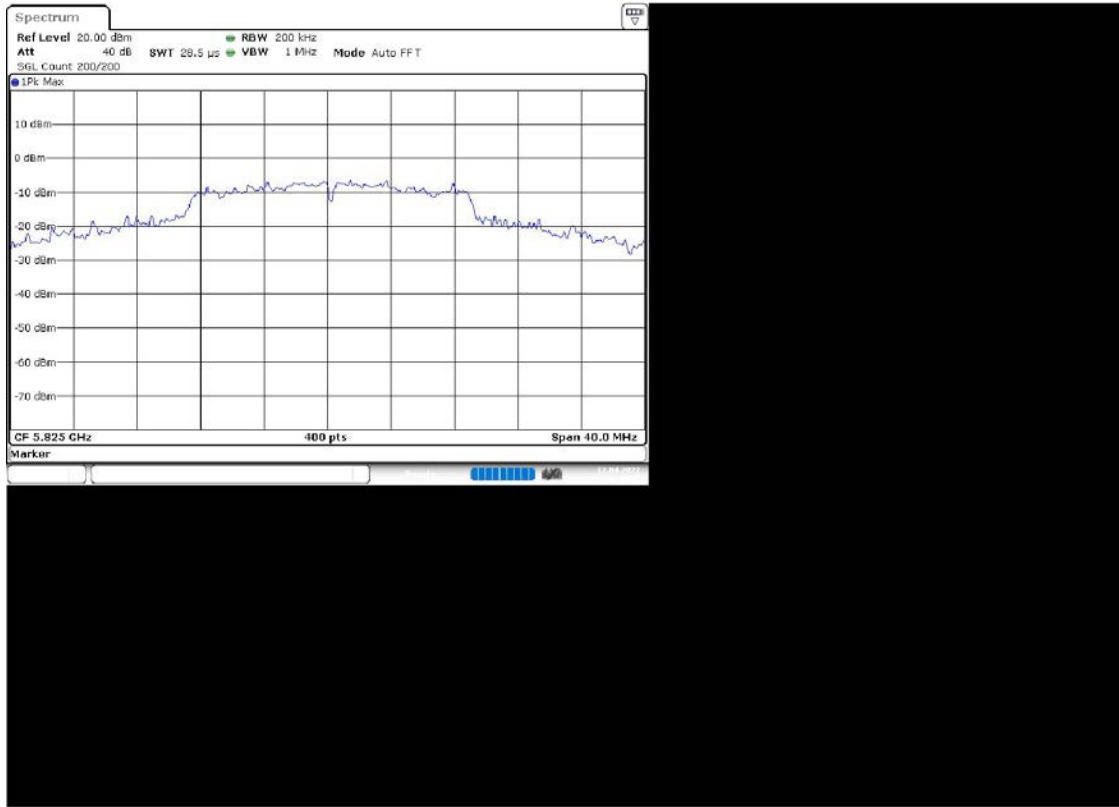
DUT Frequency (MHz)	Bandwidth (MHz)	Limit Min (MHz)	Limit Max (MHz)	Band Edge Left (MHz)	Band Edge Right (MHz)
5825.000000	40.000000	---	---	5805.000000	5845.000000

(continuation of the "26 dB Bandwidth" table from column 6 ...)

DUT Frequency (MHz)	Max Level (dBm)	Result
5825.000000	8.0	PASS



Bandwidth



Date: 12.APR.2022 13:40:14

### Minimum Emission Bandwidth 6 dB (5825 MHz; 24.000 dBm; 20 MHz)

Customized settings.

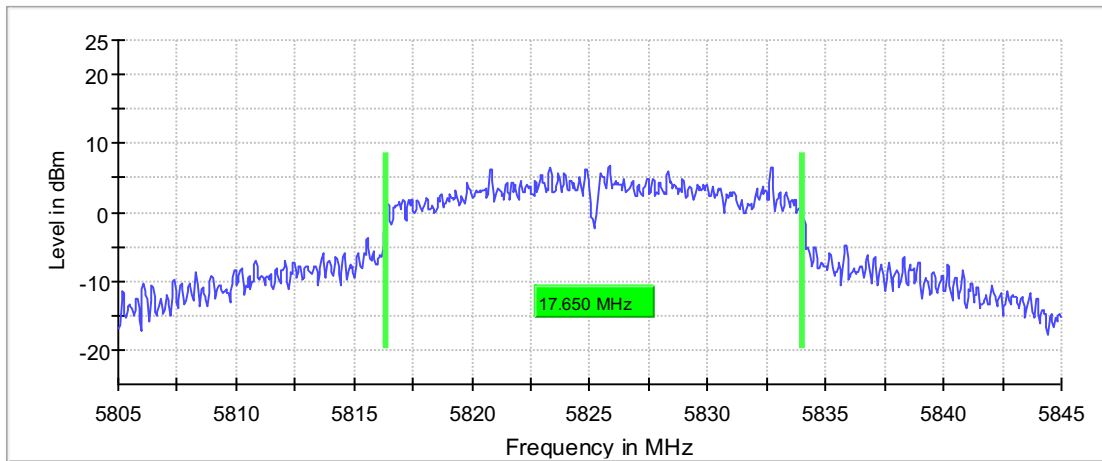
### 6 dB Bandwidth

DUT Frequency (MHz)	Bandwidth (MHz)	Limit Min (MHz)	Limit Max (MHz)	Band Edge Left (MHz)	Band Edge Right (MHz)
5825.000000	17.650000	0.500000	---	5816.375000	5834.025000

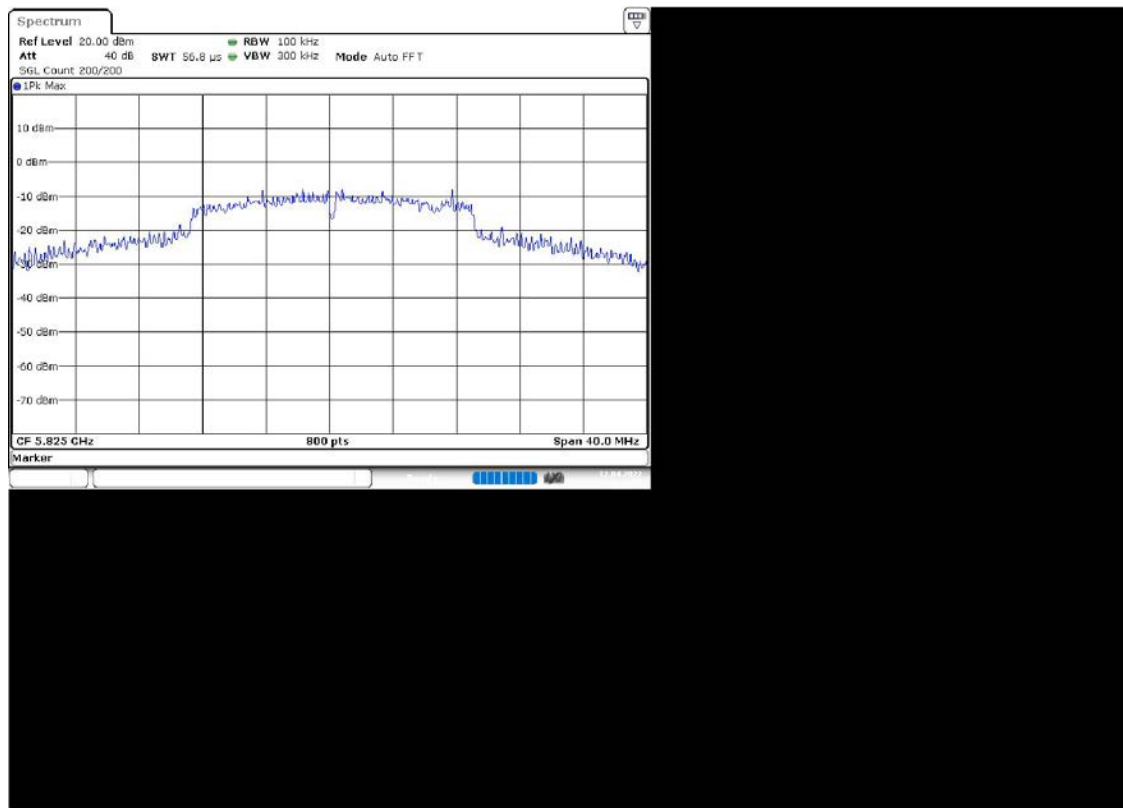
(continuation of the "6 dB Bandwidth" table from column 6 ...)

DUT Frequency (MHz)	Max Level (dBm)	Result
5825.000000	6.7	PASS

6 dB Bandwidth



Bandwidth



Date: 12.APR.2022 13:41:35



## Occupied Channel Bandwidth 99% (5825 MHz; 24.000 dBm; 20 MHz)

Customized settings.

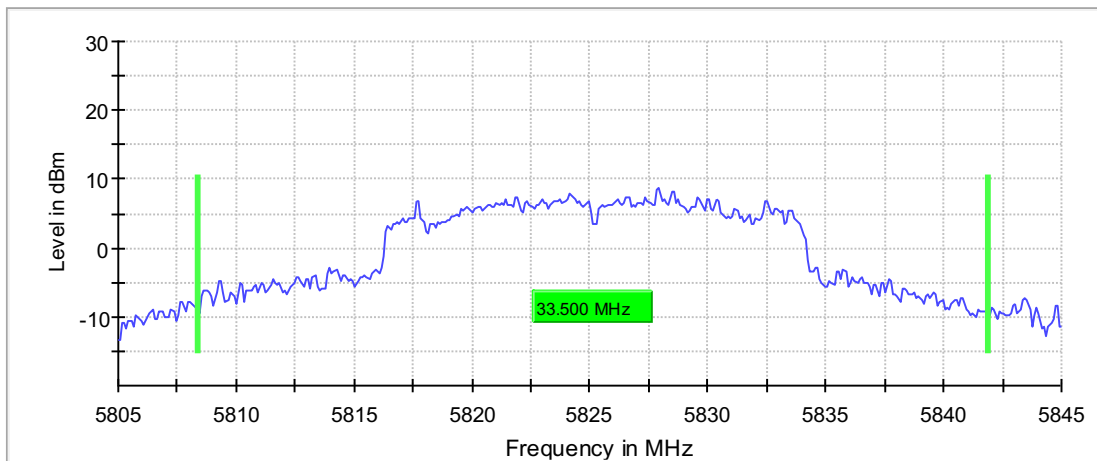
### 99 % Bandwidth

DUT Frequency (MHz)	Bandwidth (MHz)	Limit Min (MHz)	Limit Max (MHz)	Band Edge Left (MHz)	Band Edge Right (MHz)
5825.000000	33.500000	---	---	5808.350000	5841.850000

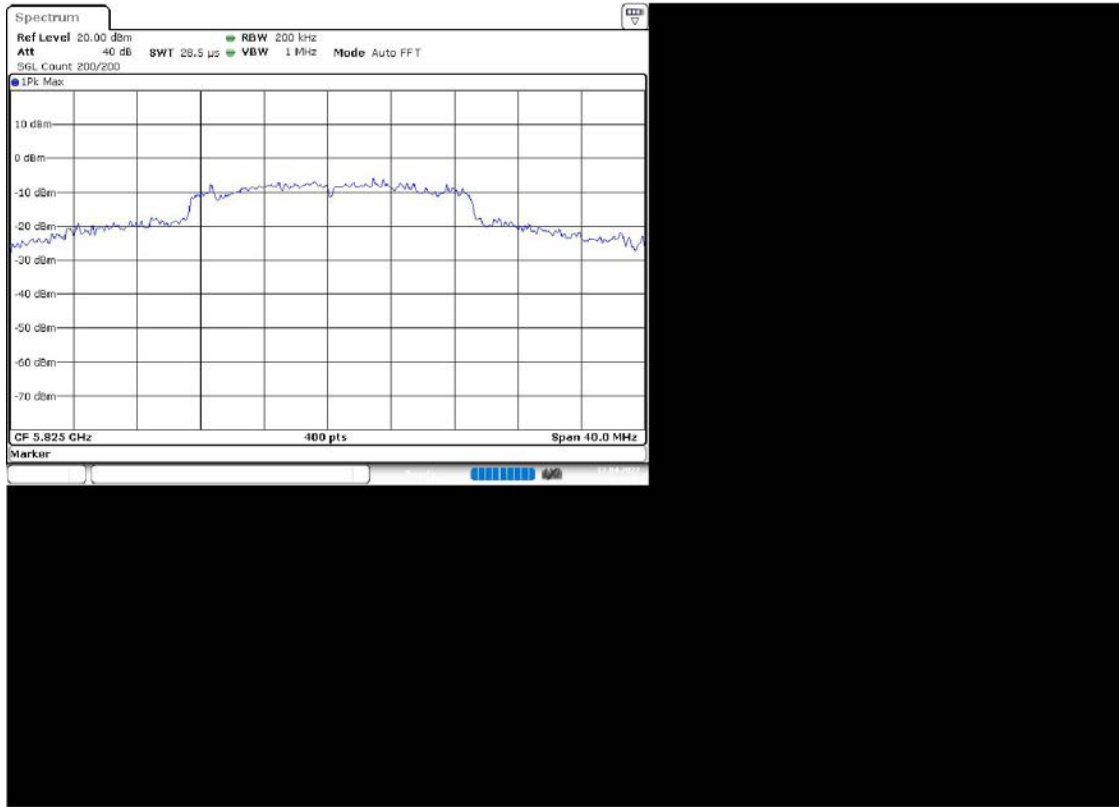
(continuation of the "99 % Bandwidth" table from column 6 ...)

DUT Frequency (MHz)	Result
5825.000000	PASS

99 % Bandwidth



Bandwidth



Date: 12.APR.2022 13:41:43

### Tx Spurious Emission (5825 MHz; 24.000 dBm; 20 MHz)

Customized settings.

### Result

DUT Frequency (MHz)	Result
5825.000000	PASS

### Final measurements

Frequency (MHz)	Level Pre Measurement (dBm)	level (dBm)	Limit (dBm)	Margin (dB)	Result
---	---	---	---	---	---

### Pre Measurements

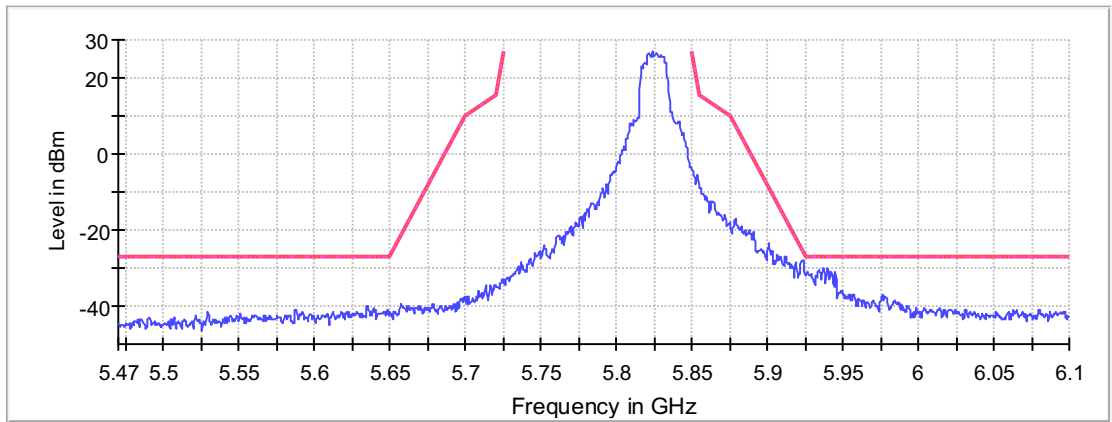
Frequency (MHz)	Level (dBm)	Margin (dB)	Limit (dBm)
5923.750000	-28.2	2.1	-26.1
5923.250000	-27.9	2.2	-25.7
5939.750000	-29.8	2.8	-27.0
5940.250000	-29.9	2.9	-27.0
5922.750000	-28.2	2.9	-25.3

5924.250000	-29.6	3.2	-26.4
5937.250000	-30.2	3.2	-27.0
5936.750000	-30.3	3.3	-27.0
5934.250000	-30.7	3.7	-27.0
5940.750000	-30.8	3.8	-27.0
5934.750000	-30.8	3.8	-27.0
5926.750000	-30.9	3.9	-27.0
5926.250000	-30.9	3.9	-27.0
5922.250000	-29.0	4.0	-25.0
5942.750000	-31.0	4.0	-27.0

### Measurement Settings

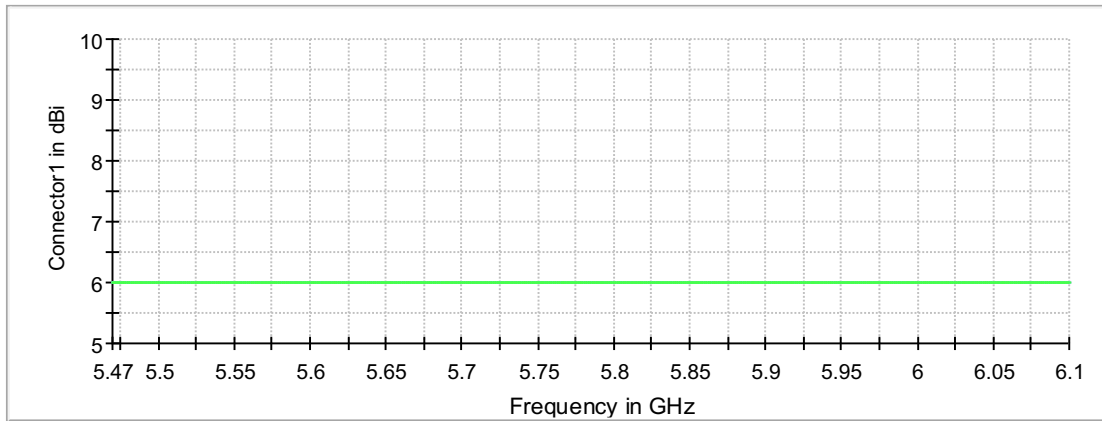
Start Frequency (MHz)	Stop Frequency (MHz)	Pre Measurement	Final Measurement
5470.000000	6100.000000	2	2

Spurious



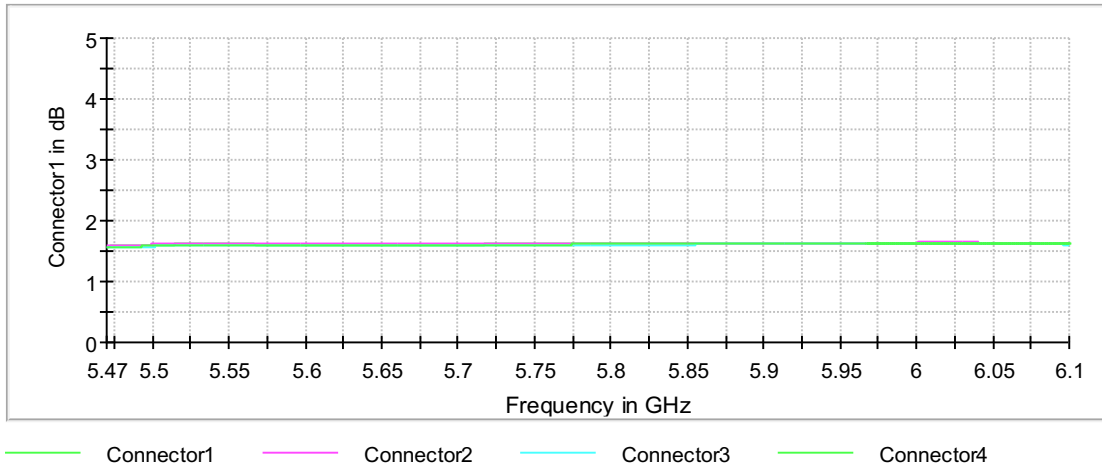
— Limit    - - - - Threshold    × Critical    × Final Critical    — Sum Level

Gain



— Connector1    — Connector2    — Connector3    — Connector4

Attenuation



**Emission Bandwidth 26 dB (5755 MHz; 24.000 dBm; 40 MHz)**

Customized settings.

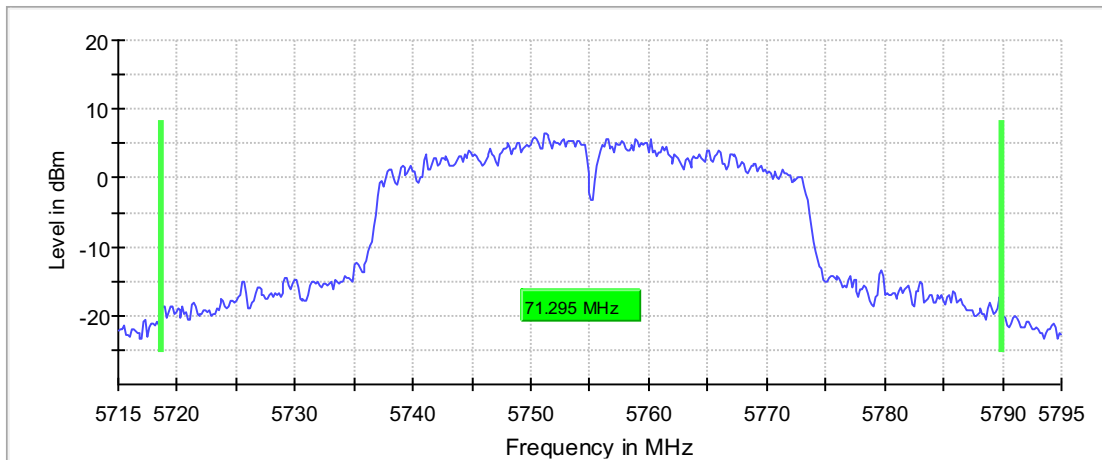
**26 dB Bandwidth**

DUT Frequency (MHz)	Bandwidth (MHz)	Limit Min (MHz)	Limit Max (MHz)	Band Edge Left (MHz)	Band Edge Right (MHz)
5755.000000	71.294559	---	---	5718.677298	5789.971857

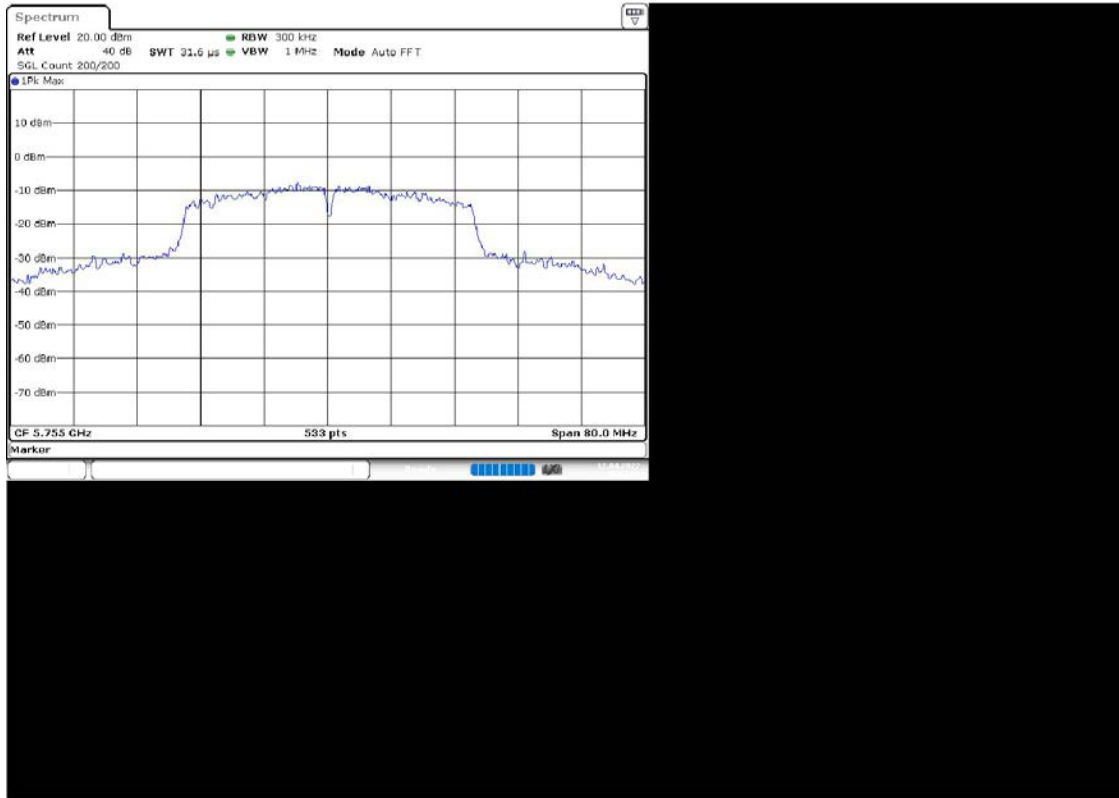
(continuation of the "26 dB Bandwidth" table from column 6 ...)

DUT Frequency (MHz)	Max Level (dBm)	Result
5755.000000	6.5	PASS

26 dB Bandwidth



Bandwidth



Date: 12.APR.2022 15:54:53

### Minimum Emission Bandwidth 6 dB (5755 MHz; 24.000 dBm; 40 MHz)

Customized settings.

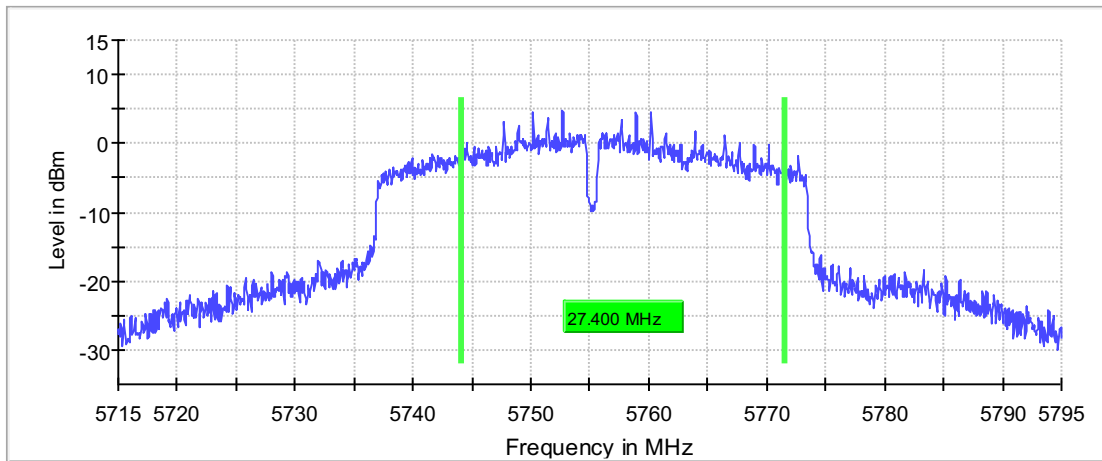
### 6 dB Bandwidth

DUT Frequency (MHz)	Bandwidth (MHz)	Limit Min (MHz)	Limit Max (MHz)	Band Edge Left (MHz)	Band Edge Right (MHz)
5755.000000	27.400000	0.500000	---	5744.125000	5771.525000

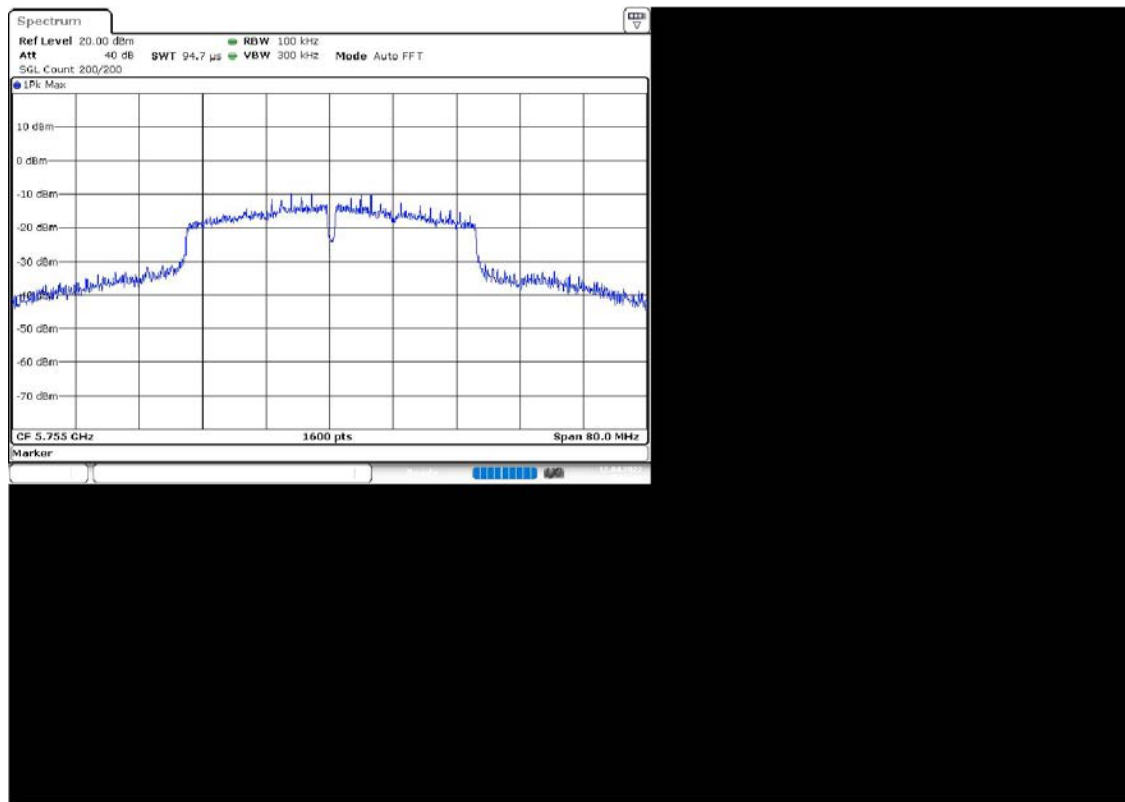
(continuation of the "6 dB Bandwidth" table from column 6 ...)

DUT Frequency (MHz)	Max Level (dBm)	Result
5755.000000	4.7	PASS

6 dB Bandwidth



Bandwidth



Date: 12.APR.2022 15:56:12

**Occupied Channel Bandwidth 99% (5755 MHz; 24.000 dBm; 40 MHz)**

Customized settings.

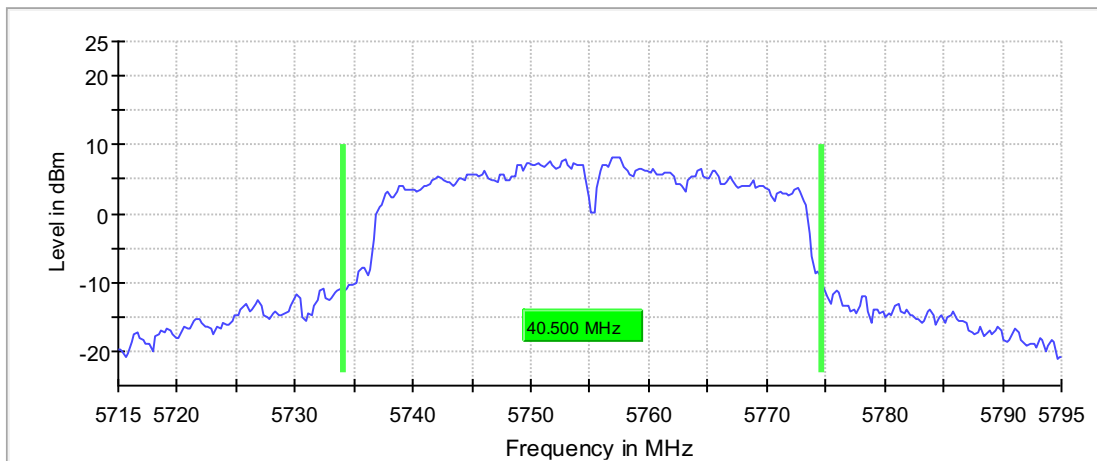
**99 % Bandwidth**

DUT Frequency (MHz)	Bandwidth (MHz)	Limit Min (MHz)	Limit Max (MHz)	Band Edge Left (MHz)	Band Edge Right (MHz)
5755.000000	40.500000	---	---	5734.125000	5774.625000

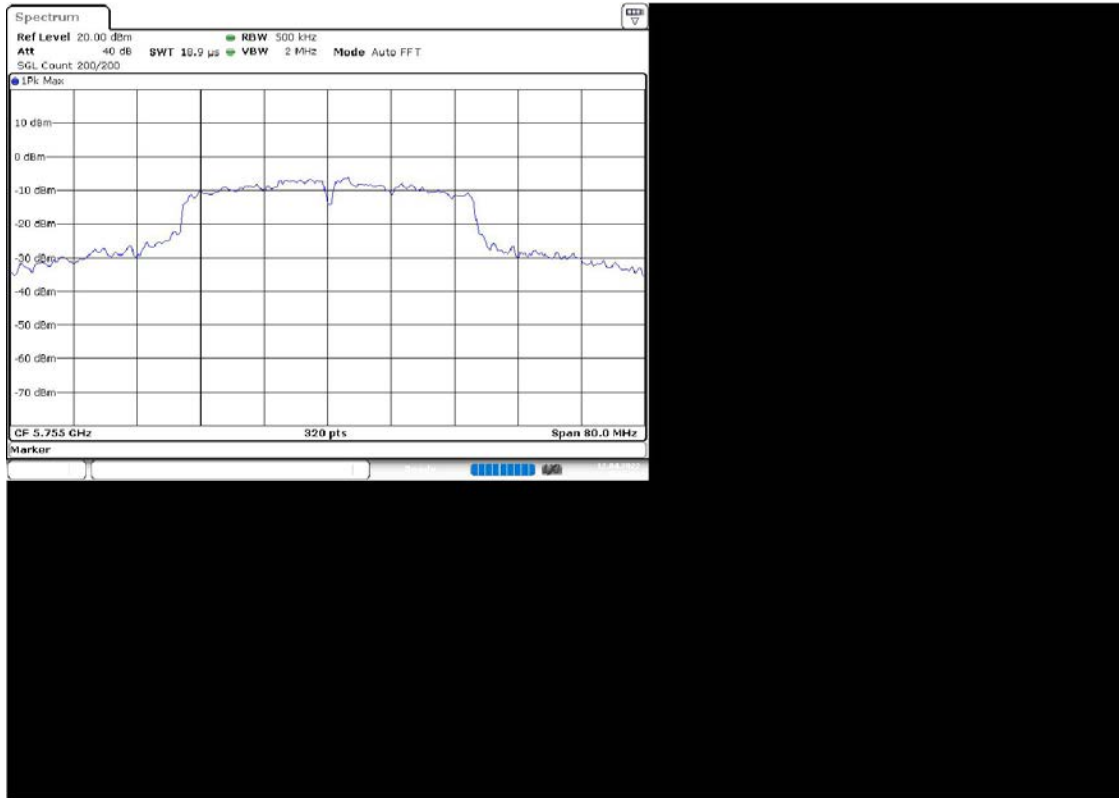
(continuation of the "99 % Bandwidth" table from column 6 ...)

DUT Frequency (MHz)	Result
5755.000000	PASS

99 % Bandwidth



Bandwidth



Date: 12.APR.2022 15:56:20

## Tx Spurious Emission (5755 MHz; 24.000 dBm; 40 MHz)

Customized settings.

### Result

DUT Frequency (MHz)	Result
5755.000000	PASS

### Final measurements

Frequency (MHz)	Level Pre Measurement (dBm)	level (dBm)	Limit (dBm)	Margin (dB)	Result
---	---	---	---	---	---

### Pre Measurements

Frequency (MHz)	Level (dBm)	Margin (dB)	Limit (dBm)
5648.250000	-28.5	1.5	-27.0
5647.750000	-29.1	2.1	-27.0
5648.750000	-29.3	2.3	-27.0
5644.750000	-29.9	2.9	-27.0
5646.750000	-30.1	3.1	-27.0

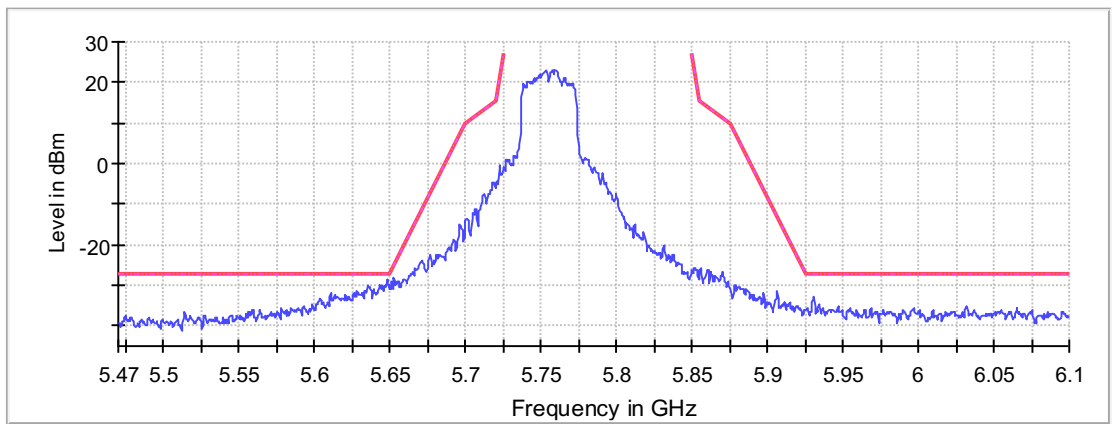


5635.250000	-30.1	3.1	-27.0
5643.250000	-30.2	3.2	-27.0
5649.750000	-30.2	3.2	-27.0
5651.250000	-29.3	3.2	-26.1
5649.250000	-30.3	3.3	-27.0
5652.750000	-28.3	3.3	-25.0
5635.750000	-30.3	3.3	-27.0
5645.250000	-30.4	3.4	-27.0
5647.250000	-30.5	3.5	-27.0
5642.750000	-30.5	3.5	-27.0

### Measurement Settings

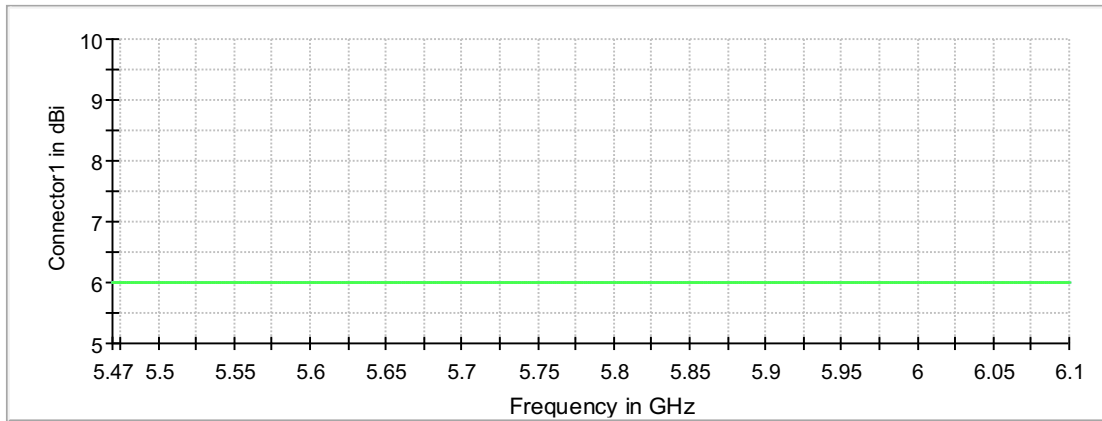
Start Frequency (MHz)	Stop Frequency (MHz)	Pre Measurement	Final Measurement
5470.000000	6100.000000	2	2

Spurious

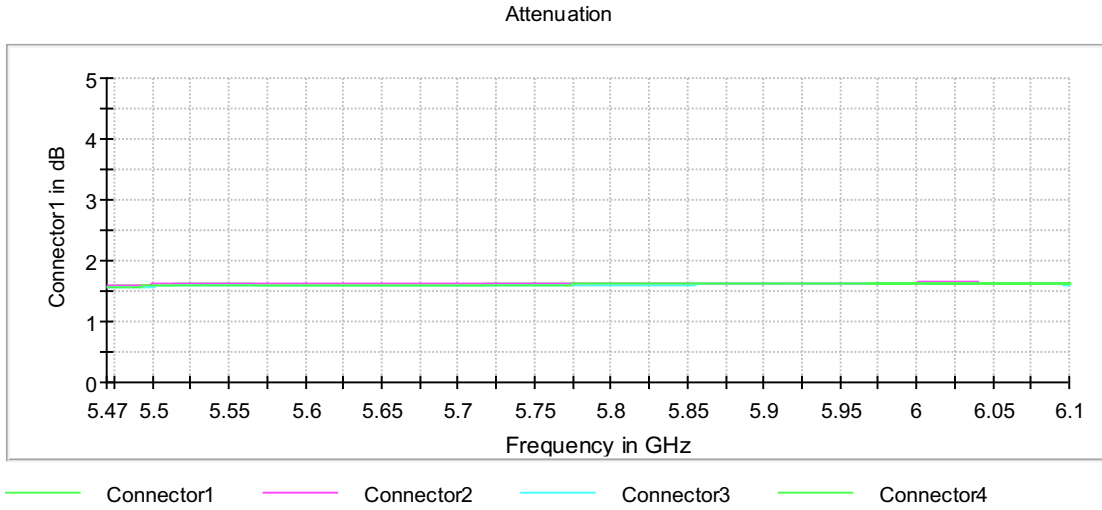


— Limit    - - - - Threshold    × Critical    × Final Critical    — Sum Level

Gain



— Connector1    — Connector2    — Connector3    — Connector4



### Emission Bandwidth 26 dB (5775 MHz; 24.000 dBm; 40 MHz)

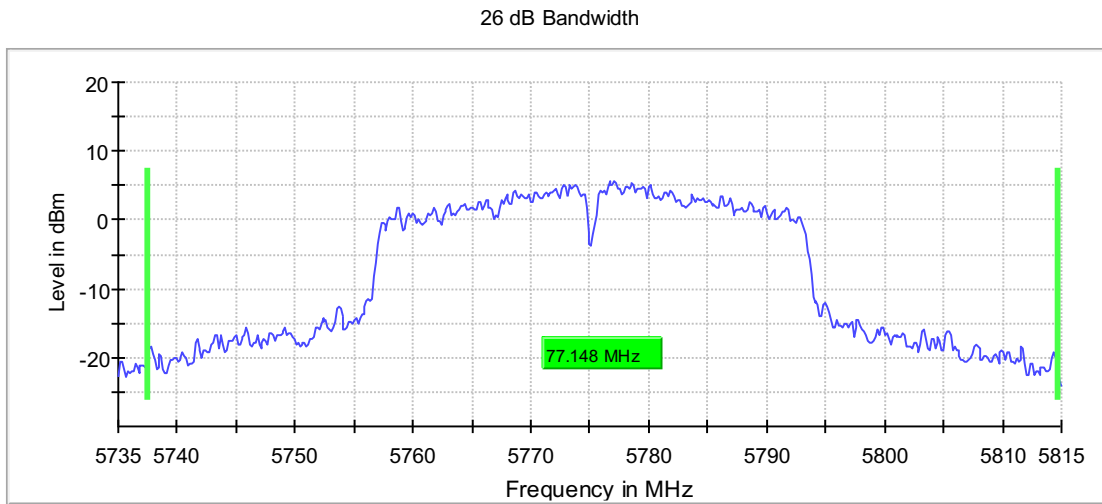
Customized settings.

### 26 dB Bandwidth

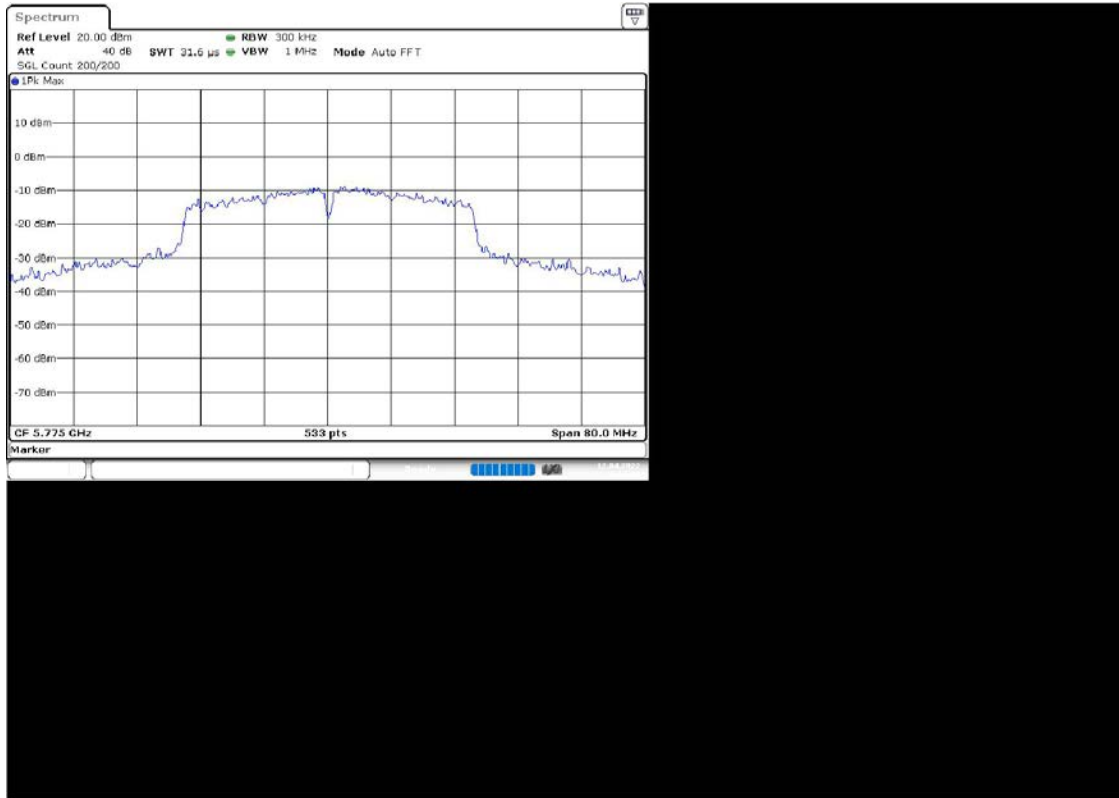
DUT Frequency (MHz)	Bandwidth (MHz)	Limit Min (MHz)	Limit Max (MHz)	Band Edge Left (MHz)	Band Edge Right (MHz)
5775.000000	77.148217	---	---	5737.476548	5814.624765

(continuation of the "26 dB Bandwidth" table from column 6 ...)

DUT Frequency (MHz)	Max Level (dBm)	Result
5775.000000	5.6	PASS



Bandwidth



Date: 12.APR.2022 16:13:37

### Minimum Emission Bandwidth 6 dB (5775 MHz; 24.000 dBm; 40 MHz)

Customized settings.

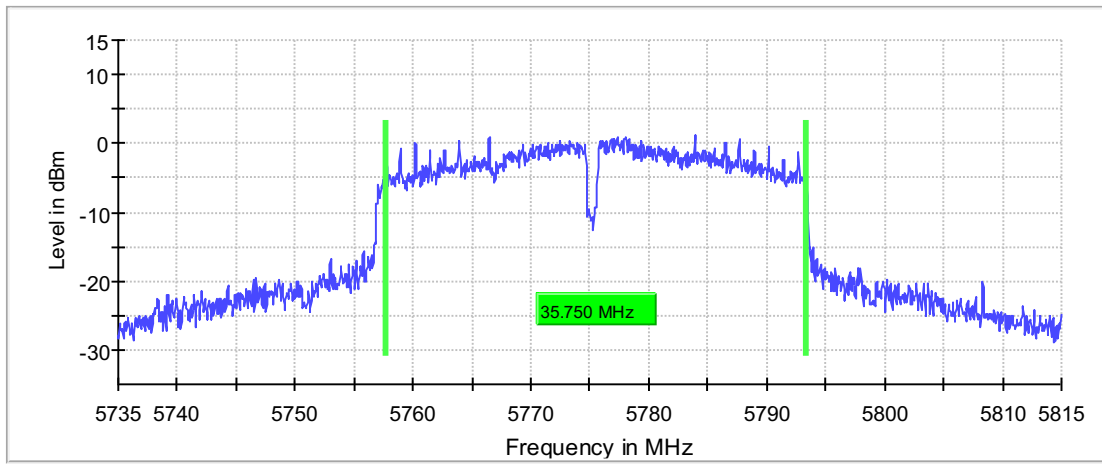
### 6 dB Bandwidth

DUT Frequency (MHz)	Bandwidth (MHz)	Limit Min (MHz)	Limit Max (MHz)	Band Edge Left (MHz)	Band Edge Right (MHz)
5775.000000	35.750000	0.500000	---	5757.625000	5793.375000

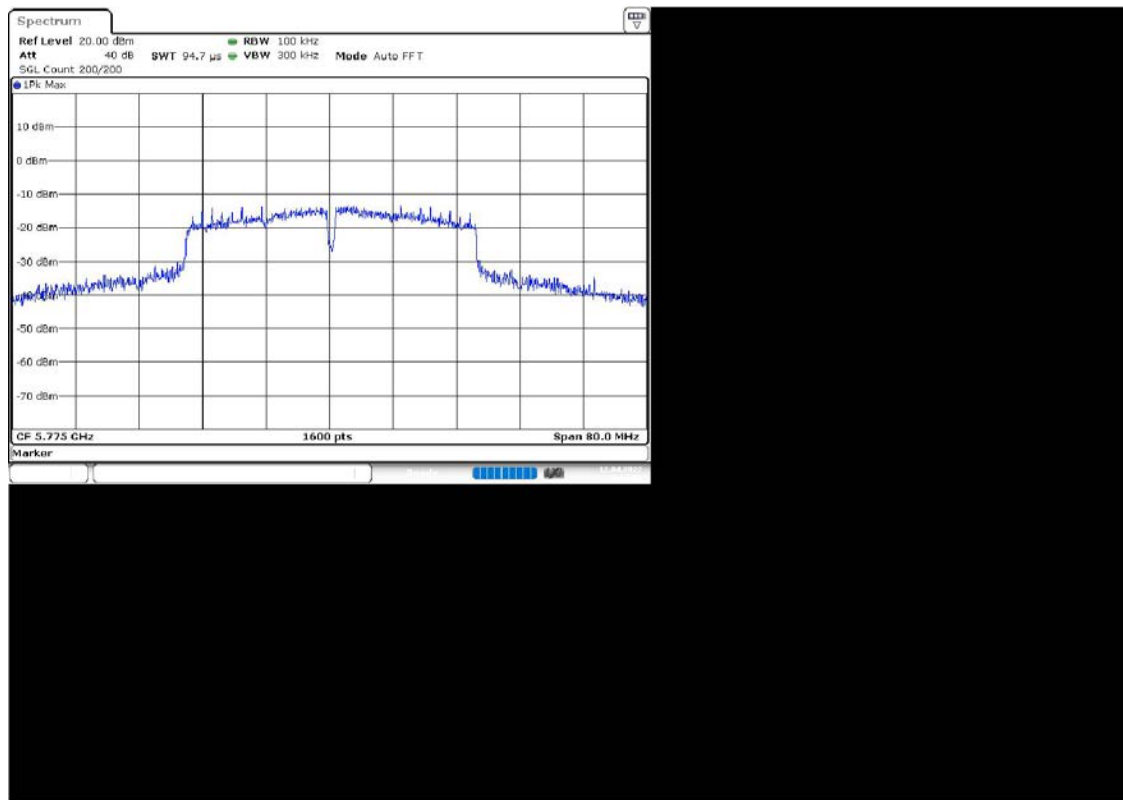
(continuation of the "6 dB Bandwidth" table from column 6 ...)

DUT Frequency (MHz)	Max Level (dBm)	Result
5775.000000	1.3	PASS

6 dB Bandwidth



Bandwidth



Date: 12.APR.2022 16:14:55

**Occupied Channel Bandwidth 99% (5775 MHz; 24.000 dBm; 40 MHz)**

Customized settings.

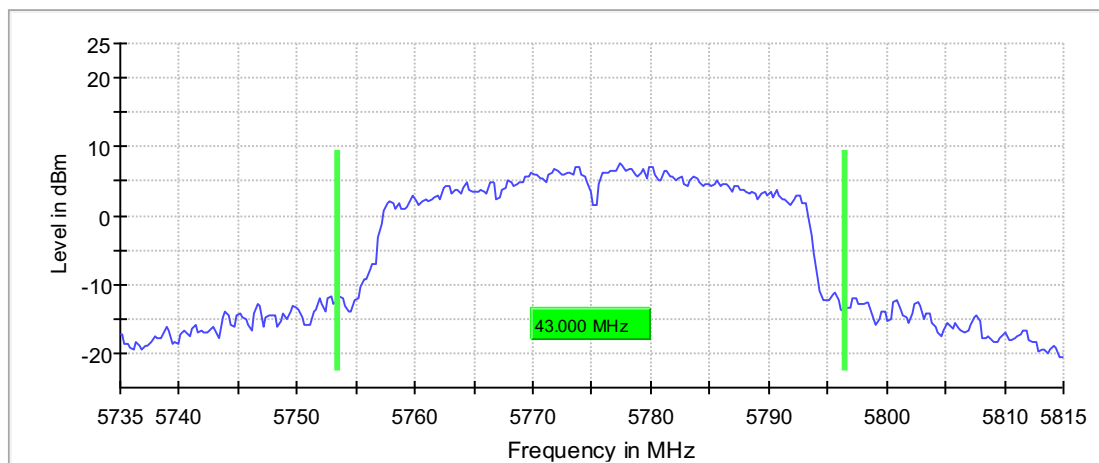
**99 % Bandwidth**

DUT Frequency (MHz)	Bandwidth (MHz)	Limit Min (MHz)	Limit Max (MHz)	Band Edge Left (MHz)	Band Edge Right (MHz)
5775.000000	43.000000	---	---	5753.375000	5796.375000

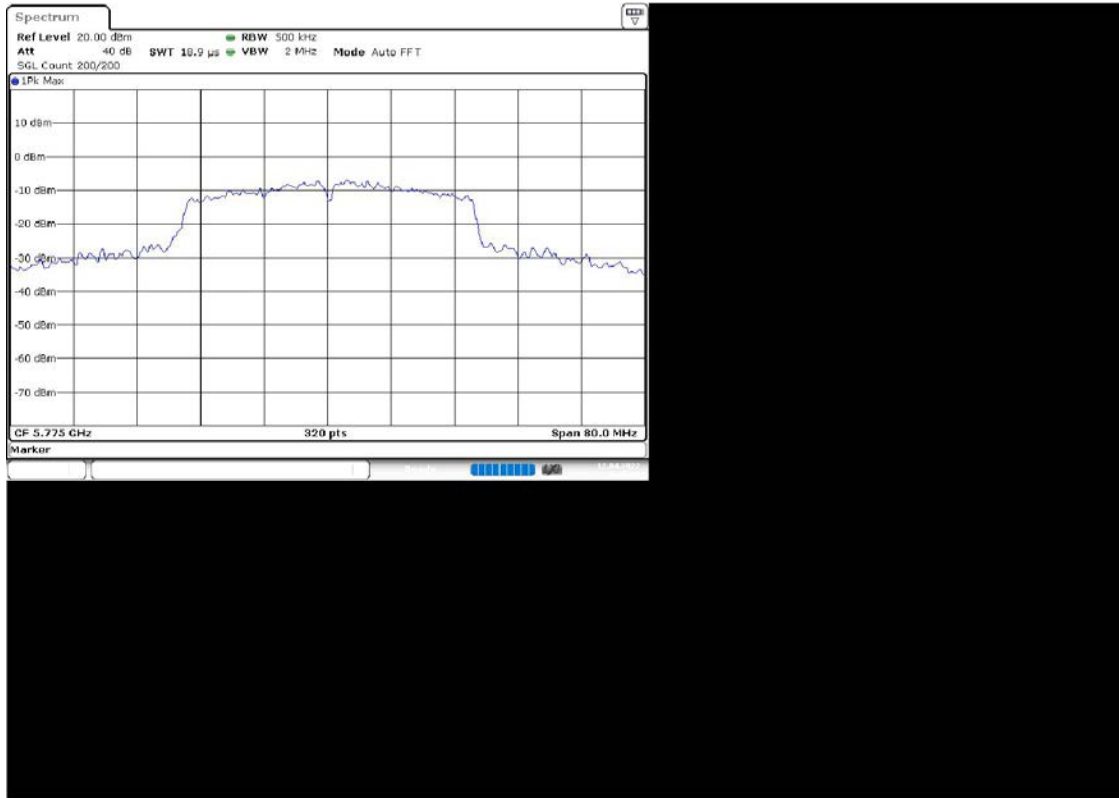
(continuation of the "99 % Bandwidth" table from column 6 ...)

DUT Frequency (MHz)	Result
5775.000000	PASS

99 % Bandwidth



Bandwidth



Date: 12.APR.2022 16:15:03

### Tx Spurious Emission (5775 MHz; 24.000 dBm; 40 MHz)

Customized settings.

### Result

DUT Frequency (MHz)	Result
5775.000000	PASS

### Final measurements

Frequency (MHz)	Level Pre Measurement (dBm)	level (dBm)	Limit (dBm)	Margin (dB)	Result
---	---	---	---	---	---

### Pre Measurements

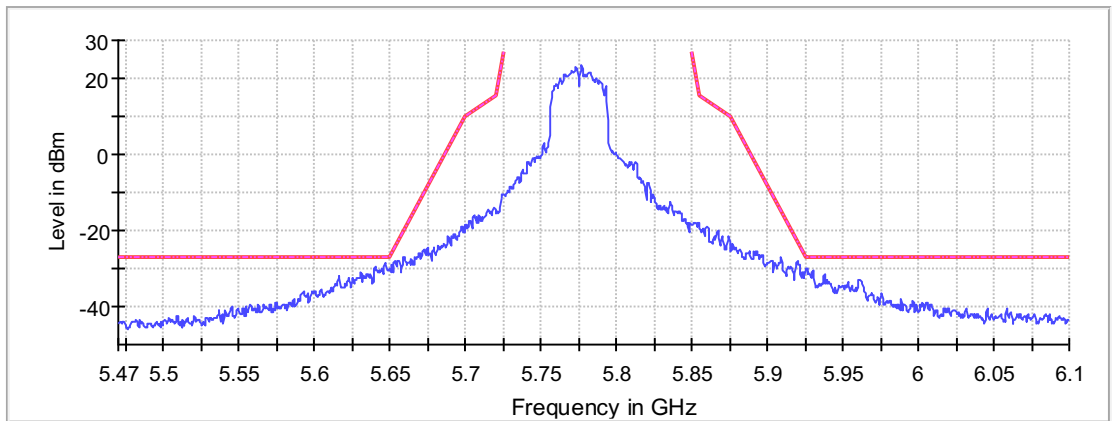
Frequency (MHz)	Level (dBm)	Margin (dB)	Limit (dBm)
5646.750000	-28.7	1.7	-27.0
5647.250000	-29.0	2.0	-27.0
5646.250000	-29.3	2.3	-27.0
5640.250000	-29.5	2.5	-27.0
5640.750000	-29.6	2.6	-27.0
5651.250000	-28.9	2.8	-26.1
5925.750000	-29.9	2.9	-27.0
5926.250000	-29.9	2.9	-27.0
5639.750000	-30.0	3.0	-27.0

5649.750000	-30.1	3.1	-27.0
5650.250000	-30.0	3.2	-26.8
5653.250000	-27.8	3.2	-24.6
5644.750000	-30.2	3.2	-27.0
5644.250000	-30.3	3.3	-27.0
5641.250000	-30.4	3.4	-27.0

### Measurement Settings

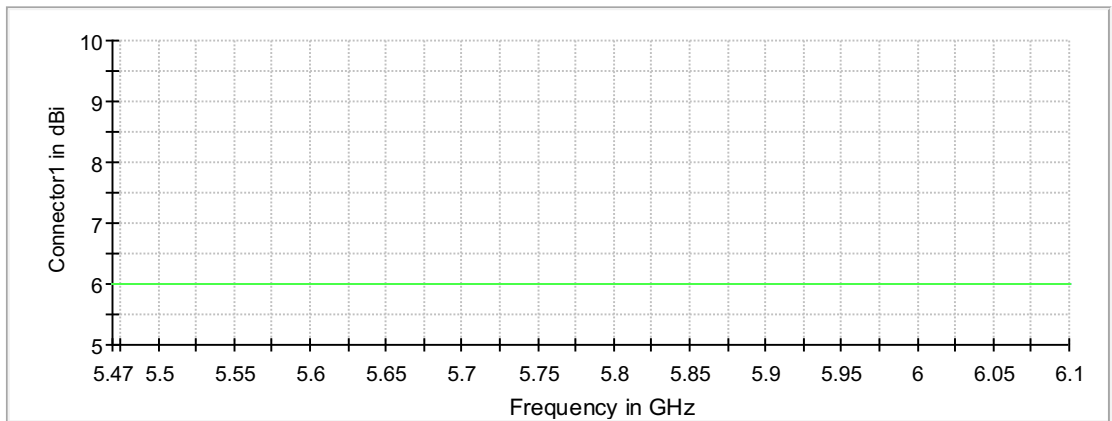
Start Frequency (MHz)	Stop Frequency (MHz)	Pre Measurement	Final Measurement
5470.000000	6100.000000	2	2

Spurious



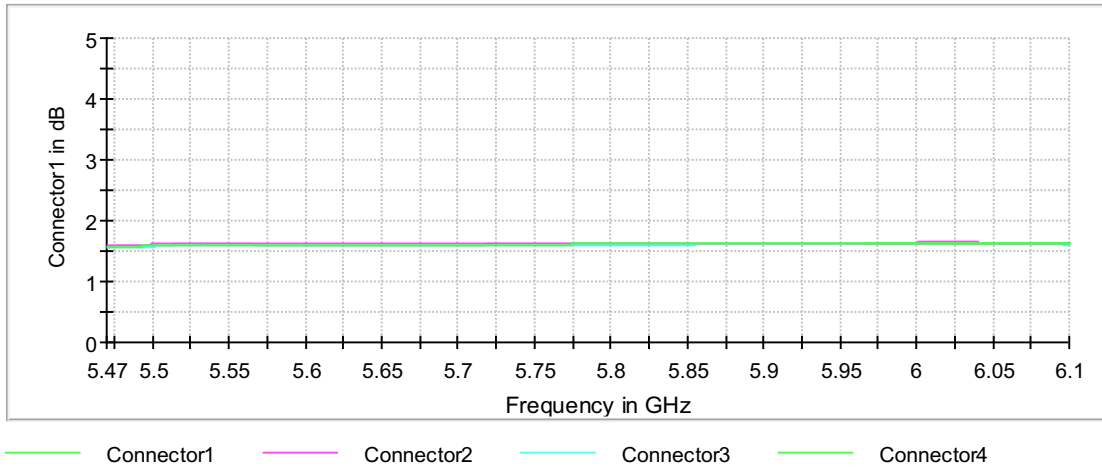
— Limit    - - - - Threshold    × Critical    × Final Critical    — Sum Level

Gain



— Connector1    — Connector2    — Connector3    — Connector4

Attenuation



### Emission Bandwidth 26 dB (5795 MHz; 24.000 dBm; 40 MHz)

Customized settings.

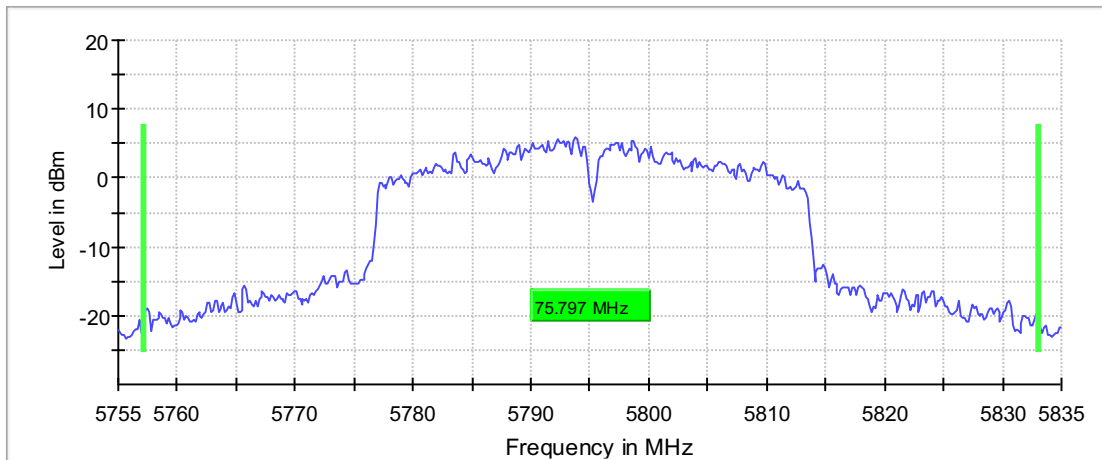
### 26 dB Bandwidth

DUT Frequency (MHz)	Bandwidth (MHz)	Limit Min (MHz)	Limit Max (MHz)	Band Edge Left (MHz)	Band Edge Right (MHz)
5795.000000	75.797374	---	---	5757.176360	5832.973734

(continuation of the "26 dB Bandwidth" table from column 6 ...)

DUT Frequency (MHz)	Max Level (dBm)	Result
5795.000000	5.9	PASS

26 dB Bandwidth



Bandwidth





Date: 12.APR.2022 16:25:25

### Minimum Emission Bandwidth 6 dB (5795 MHz; 24.000 dBm; 40 MHz)

Customized settings.

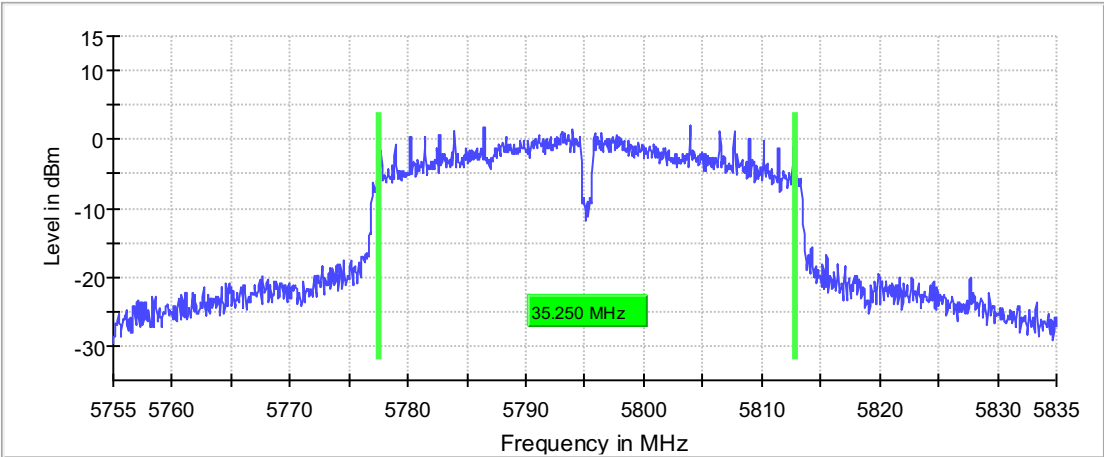
#### 6 dB Bandwidth

DUT Frequency (MHz)	Bandwidth (MHz)	Limit Min (MHz)	Limit Max (MHz)	Band Edge Left (MHz)	Band Edge Right (MHz)
5795.000000	35.250000	0.500000	---	5777.575000	5812.825000

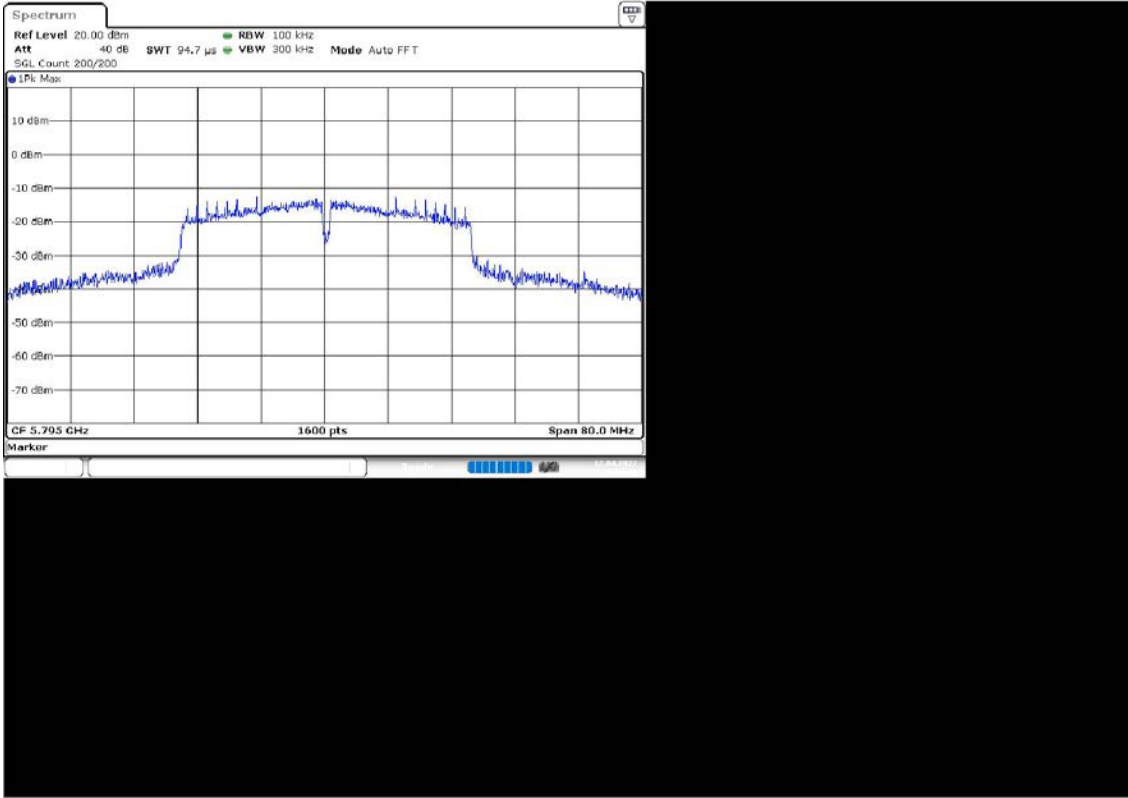
(continuation of the "6 dB Bandwidth" table from column 6 ...)

DUT Frequency (MHz)	Max Level (dBm)	Result
5795.000000	1.9	PASS

6 dB Bandwidth



Bandwidth



Date: 12.APR.2022 16:26:43

## Occupied Channel Bandwidth 99% (5795 MHz; 24.000 dBm; 40 MHz)

Customized settings.

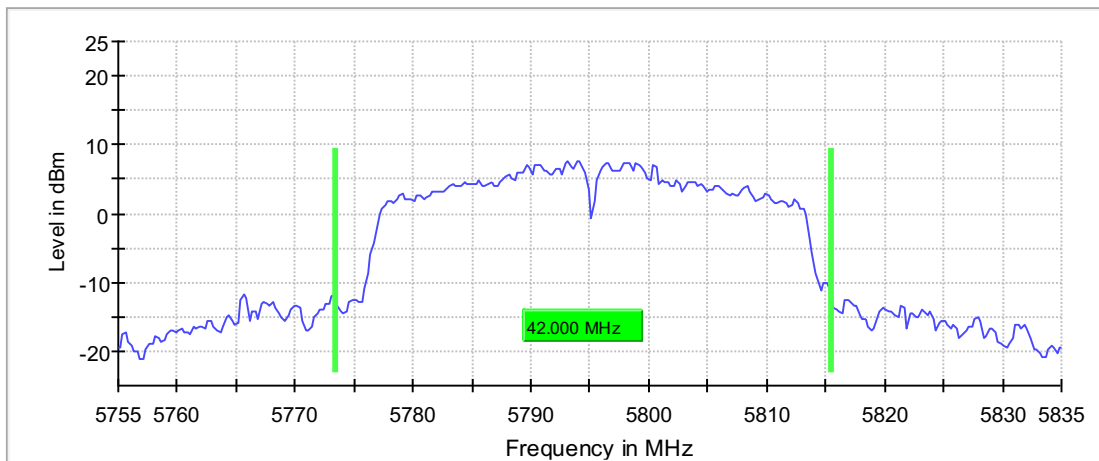
### 99 % Bandwidth

DUT Frequency (MHz)	Bandwidth (MHz)	Limit Min (MHz)	Limit Max (MHz)	Band Edge Left (MHz)	Band Edge Right (MHz)
5795.000000	42.000000	---	---	5773.375000	5815.375000

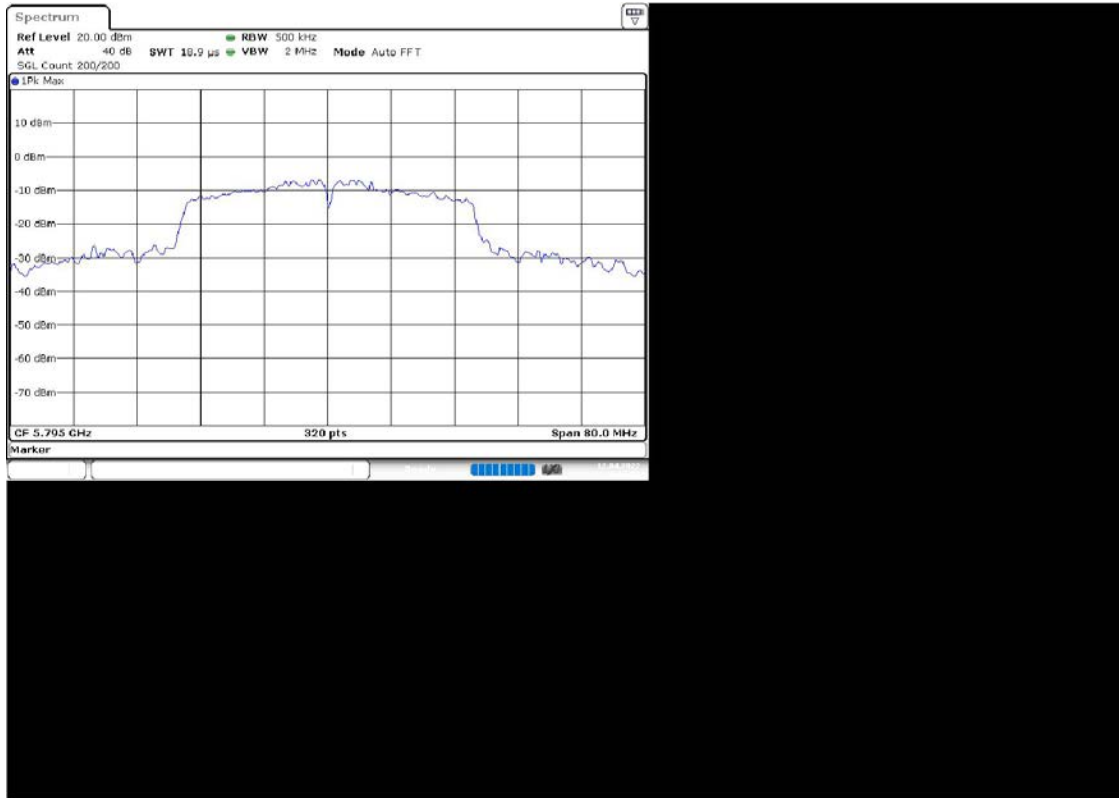
(continuation of the "99 % Bandwidth" table from column 6 ...)

DUT Frequency (MHz)	Result
5795.000000	PASS

99 % Bandwidth



Bandwidth



Date: 12.APR.2022 16:26:52

## Tx Spurious Emission (5795 MHz; 24.000 dBm; 40 MHz)

Customized settings.

### Result

DUT Frequency (MHz)	Result
5795.000000	PASS

### Final measurements

Frequency (MHz)	Level Pre Measurement (dBm)	level (dBm)	Limit (dBm)	Margin (dB)	Result
---	---	---	---	---	---

### Pre Measurements

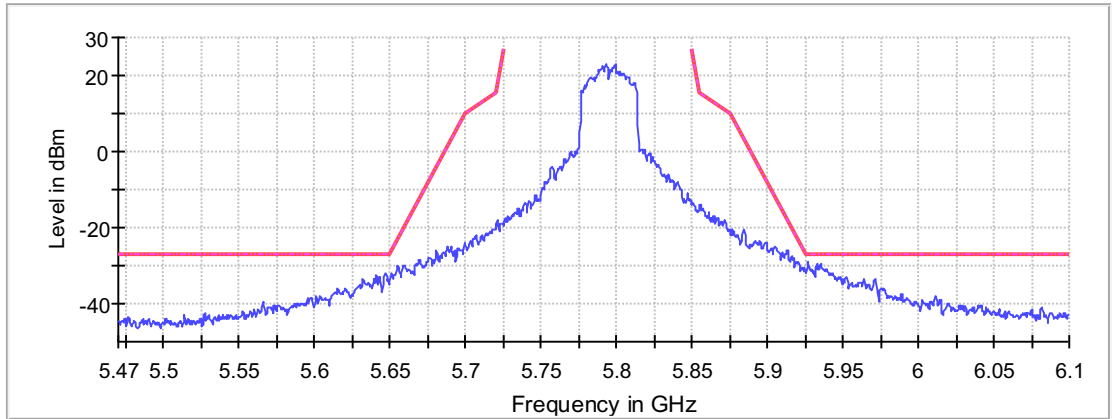
Frequency (MHz)	Level (dBm)	Margin (dB)	Limit (dBm)
5926.750000	-29.2	2.2	-27.0
5927.250000	-29.3	2.3	-27.0
5932.750000	-29.3	2.3	-27.0
5935.250000	-29.4	2.4	-27.0
5935.750000	-29.8	2.8	-27.0
5934.750000	-29.9	2.9	-27.0
5933.250000	-30.0	3.0	-27.0
5926.250000	-30.3	3.3	-27.0

5932.250000	-30.6	3.6	-27.0
5927.750000	-30.6	3.6	-27.0
5936.250000	-30.7	3.7	-27.0
5929.750000	-30.8	3.8	-27.0
5934.250000	-30.8	3.8	-27.0
5924.750000	-30.6	3.8	-26.8
5933.750000	-30.8	3.8	-27.0

### Measurement Settings

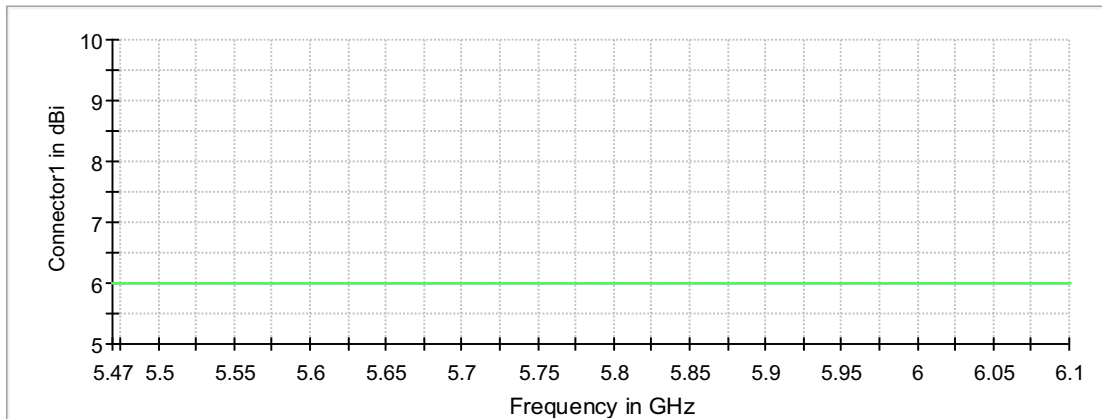
Start Frequency (MHz)	Stop Frequency (MHz)	Pre Measurement	Final Measurement
5470.000000	6100.000000	2	2

Spurious



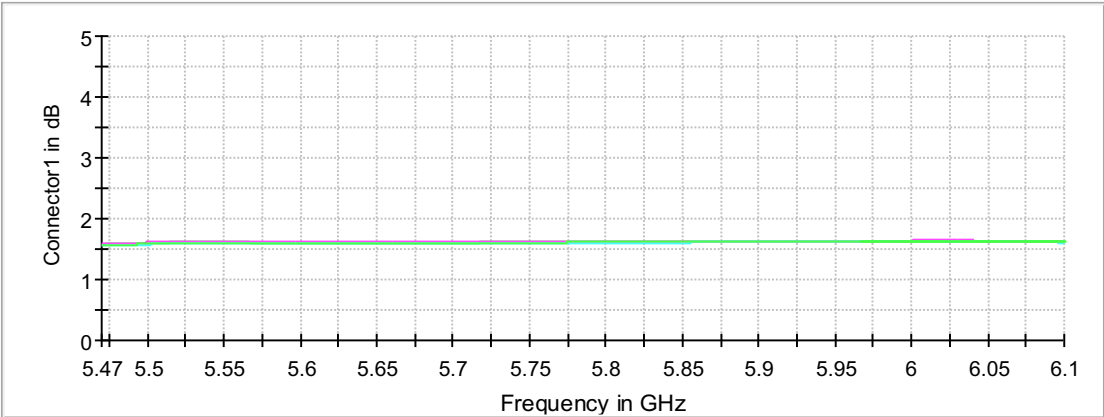
— Limit    - - - - - Threshold    × Critical    × Final Critical    — Sum Level

Gain



— Connector1    — Connector2    — Connector3    — Connector4

Attenuation



Connector1 Connector2 Connector3 Connector4