



427 West 12800 South
Draper, UT 84020

Test Report Attachment

FCC ID	SWX-UDBP
ISED ID	6545A-UDBP
Equipment Under Test	UDB-Pro
Test Report Serial Number	TR8980_02
Date of Test(s)	28 March and 25 April 2024
Report Issue Date	29 April 2024

Test Personnel

Testing performed by	Evan Hartzell
-----------------------------	---------------

Test Location

Testing was performed at the Unified Compliance Laboratory located at 427 West 12800 South, Draper, UT 84020. Unified Compliance Laboratory is accredited by National Voluntary Laboratory Accreditation Program (NVLAP); NVLAP Code 600241-0 which is effective until 30 June 2024. This site has also been registered with Innovations, Science and Economic Development (ISED) department as was accepted under Appendix B, Phase 1 procedures of the APEC Tel MRA for Canadian recognition. ISED No.: 25346, effective until 30 June 2024. Unified Compliance Laboratory has been assigned Conformity Assessment Number US0223 by ISED and MRA US5037.



1 UNII-3 Band

1.1 Summary

Test	Frequency (MHz)	Nominal Power (dBm)	Nominal Bandwidth (MHz)	Result
Emission Bandwidth 26 dB	5745.000	24.0	20.000000	PASS
RF output power	5745.000	24.0	20.000000	PASS
Power Spectral Density	5745.000	24.0	20.000000	PASS
Minimum Emission Bandwidth 6 dB	5745.000	24.0	20.000000	PASS
Occupied Channel Bandwidth 99%	5745.000	24.0	20.000000	PASS
Tx Spurious Emission	5745.000	24.0	20.000000	PASS
Emission Bandwidth 26 dB	5775.000	24.0	20.000000	PASS
Power Spectral Density	5775.000	24.0	20.000000	PASS
Minimum Emission Bandwidth 6 dB	5775.000	24.0	20.000000	PASS
Occupied Channel Bandwidth 99%	5775.000	24.0	20.000000	PASS
Tx Spurious Emission	5775.000	24.0	20.000000	PASS
Emission Bandwidth 26 dB	5825.000	24.0	20.000000	PASS
Power Spectral Density	5825.000	24.0	20.000000	PASS
Minimum Emission Bandwidth 6 dB	5825.000	24.0	20.000000	PASS
Occupied Channel Bandwidth 99%	5825.000	24.0	20.000000	PASS
Tx Spurious Emission	5825.000	24.0	20.000000	PASS
Emission Bandwidth 26 dB	5755.000	24.0	40.000000	PASS
Power Spectral Density	5755.000	24.0	40.000000	PASS
Minimum Emission Bandwidth 6 dB	5755.000	24.0	40.000000	PASS
Occupied Channel Bandwidth 99%	5755.000	24.0	40.000000	PASS
Tx Spurious Emission	5755.000	24.0	40.000000	PASS
Emission Bandwidth 26 dB	5775.000	24.0	40.000000	PASS
Power Spectral Density	5775.000	24.0	40.000000	PASS
Minimum Emission Bandwidth 6 dB	5775.000	24.0	40.000000	PASS
Occupied Channel Bandwidth 99%	5775.000	24.0	40.000000	PASS
Tx Spurious Emission	5775.000	24.0	40.000000	PASS
Emission Bandwidth 26 dB	5795.000	24.0	40.000000	PASS
Power Spectral Density	5795.000	24.0	40.000000	PASS
Minimum Emission Bandwidth 6 dB	5795.000	24.0	40.000000	PASS
Occupied Channel Bandwidth 99%	5795.000	24.0	40.000000	PASS
Tx Spurious Emission	5795.000	24.0	40.000000	PASS

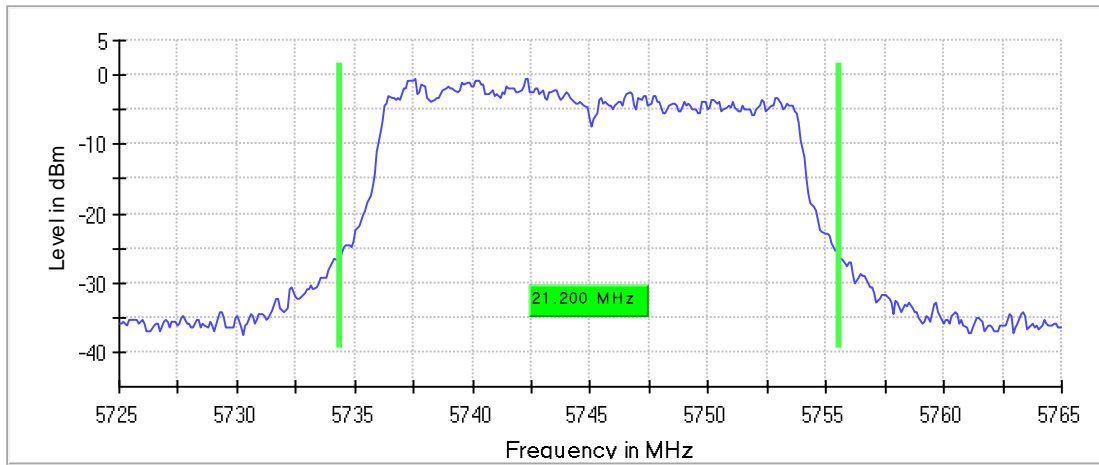
Emission Bandwidth 26 dB (5745 MHz; 24.000 dBm; 20 MHz)

26 dB Bandwidth

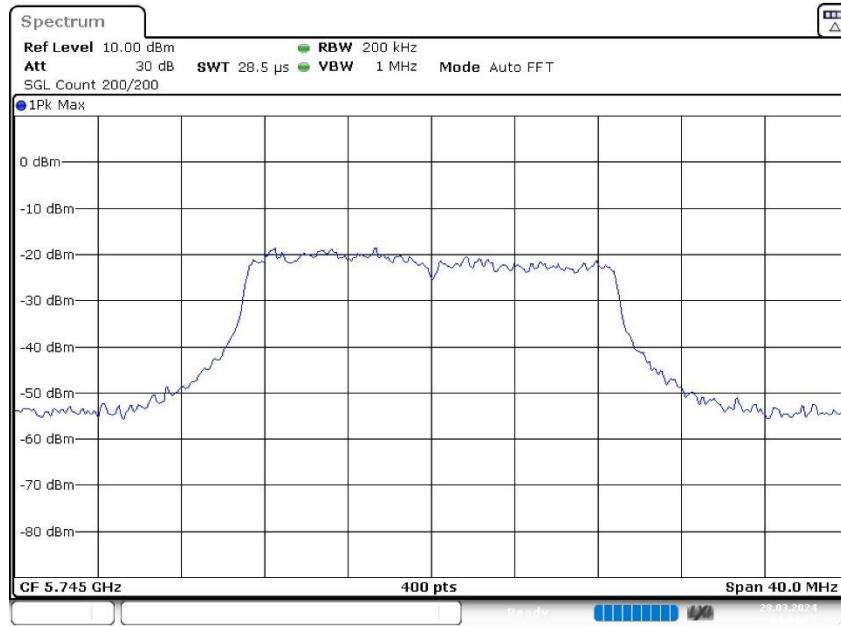
DUT Frequency (MHz)	Bandwidth (MHz)	Limit Min (MHz)	Limit Max (MHz)	Band Edge Left (MHz)	Band Edge Right (MHz)
5745.000000	21.200000	---	---	5734.350000	5755.550000

DUT Frequency (MHz)	Max Level (dBm)	Result
5745.000000	-0.4	PASS

26 dB Bandwidth



Bandwidth



Date: 28.MAR.2024 04:04:28

Measurement

Setting	Instrument Value	Target Value
Start Frequency	5.72500 GHz	5.72500 GHz
Stop Frequency	5.76500 GHz	5.76500 GHz
Span	40.000 MHz	40.000 MHz
RBW	200.000 kHz	~ 200.000 kHz
VBW	1.000 MHz	>= 600.000 kHz
SweepPoints	400	~ 400
Sweeptime	28.477 μs	AUTO
Reference Level	10.000 dBm	10.000 dBm
Attenuation	30.000 dB	AUTO
Detector	MaxPeak	MaxPeak
SweepCount	200	200
Filter	3 dB	3 dB
Trace Mode	Max Hold	Max Hold
SweepType	FFT	AUTO
Preamp	off	off

RF output power (5745 MHz; 24.000 dBm; 20 MHz)

Result

DUT Frequency (MHz)	Gated RMS (dBm)	Limit Max (dBm)	Gated EIRP (dBm)	DutyCycle (%)	Result
5745.000000	13.5	30.0	13.5	98.289	PASS

OSP PowerMeter settings

Setting	Instrument Value	Target Value
Measurement Time	1.000 s	1.000 s
Points	1000000	1000000
Time resolution	1.000 μs	1.000 μs

Power Spectral Density (5745 MHz; 24.000 dBm; 20 MHz)

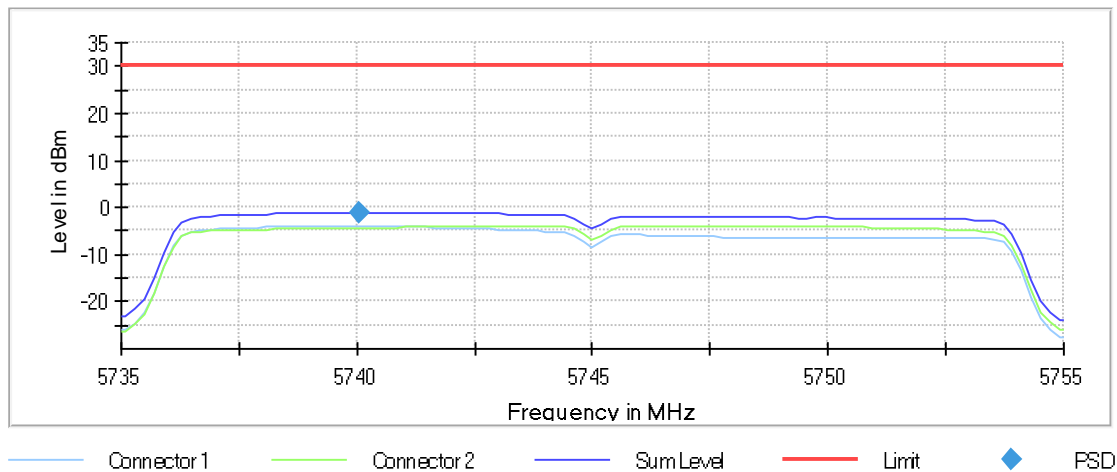
Result

DUT Frequency (MHz)	Frequency (MHz)	PSD (dBm)	Limit Max (dBm)	Result
5745.000000	5740.049505	-1.124	30.0	PASS

Ports

Port	State
1	used
2	used

Power Spectral Density



Measurement

Setting	Instrument Value	Target Value
Start Frequency	5.73500 GHz	5.73500 GHz
Stop Frequency	5.75500 GHz	5.75500 GHz
Span	20.000 MHz	20.000 MHz
RBW	500.000 kHz	<= 500.000 kHz
VBW	2.000 MHz	>= 1.500 MHz
SweepPoints	101	~ 80
Sweeptime	2.020 ms	2.020 ms
Reference Level	0.000 dBm	0.000 dBm
Attenuation	20.000 dB	AUTO
Detector	RMS	RMS
SweepCount	100	100
Filter	3 dB	3 dB
Trace Mode	Average Power	Average Power
SweepType	FFT	AUTO
Preamp	off	off

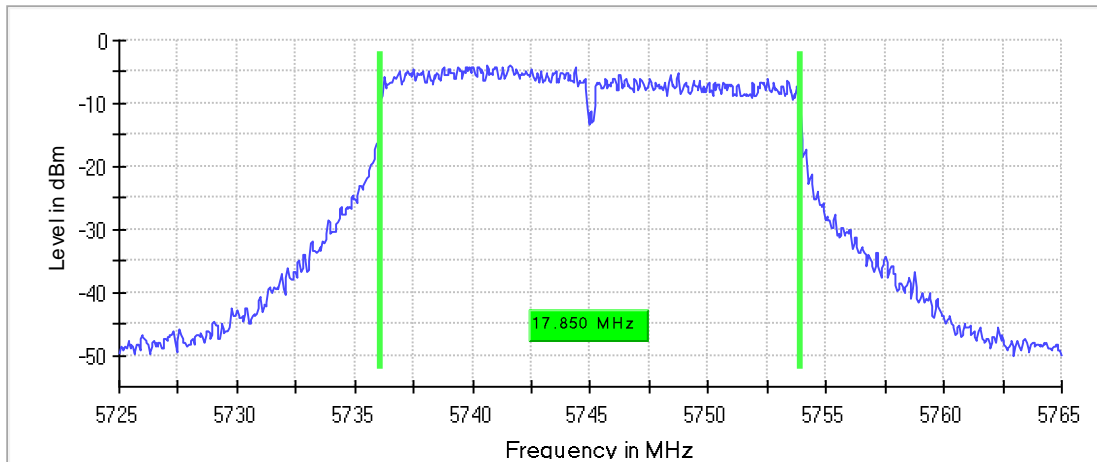
Minimum Emission Bandwidth 6 dB (5745 MHz; 24.000 dBm; 20 MHz)

6 dB Bandwidth

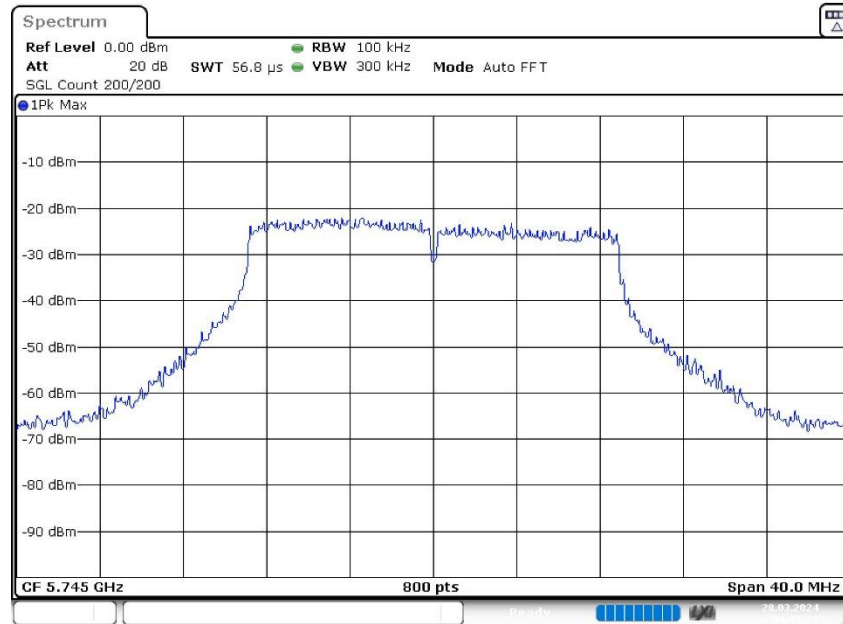
DUT Frequency (MHz)	Bandwidth (MHz)	Limit Min (MHz)	Limit Max (MHz)	Band Edge Left (MHz)	Band Edge Right (MHz)
5745.000000	17.850000	0.500000	--	5736.075000	5753.925000

DUT Frequency (MHz)	Max Level (dBm)	Result
5745.000000	-3.9	PASS

6 dB Bandwidth



Bandwidth



Date: 28.MAR.2024 04:05:21

Measurement

Setting	Instrument Value	Target Value
Start Frequency	5.72500 GHz	5.72500 GHz
Stop Frequency	5.76500 GHz	5.76500 GHz
Span	40.000 MHz	40.000 MHz
RBW	100.000 kHz	~ 100.000 kHz
VBW	300.000 kHz	~ 300.000 kHz
SweepPoints	800	~ 800
Sweeptime	56.836 μs	AUTO
Reference Level	0.000 dBm	0.000 dBm
Attenuation	20.000 dB	AUTO
Detector	MaxPeak	MaxPeak
SweepCount	200	200
Filter	3 dB	3 dB
Trace Mode	Max Hold	Max Hold
SweepType	FFT	AUTO
Preamp	off	off

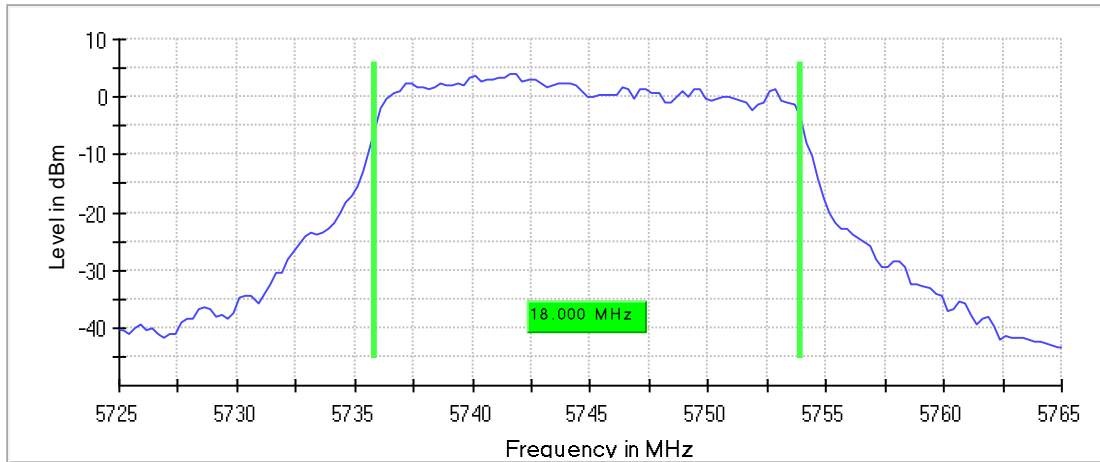
Occupied Channel Bandwidth 99% (5745 MHz; 24.000 dBm; 20 MHz)

99 % Bandwidth

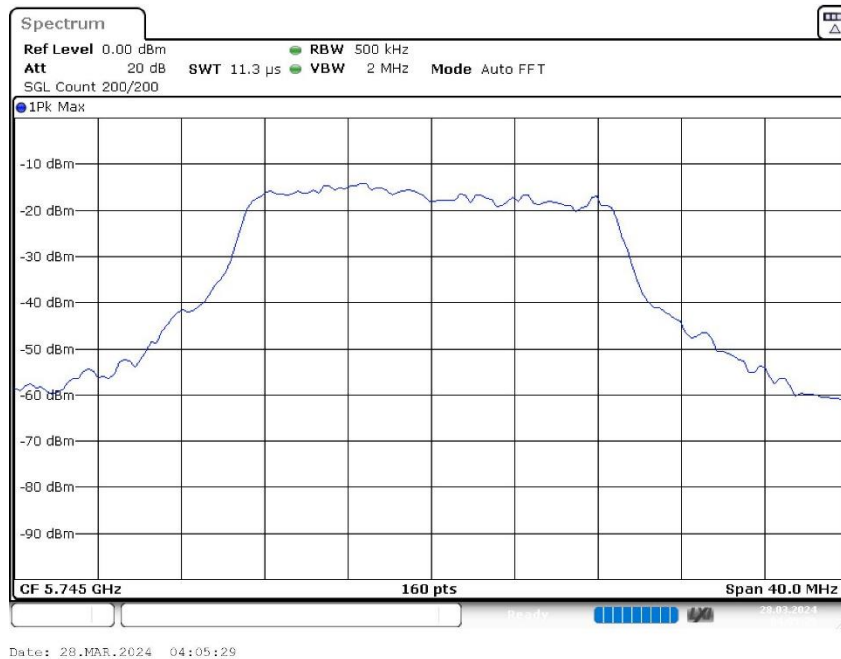
DUT Frequency (MHz)	Bandwidth (MHz)	Limit Min (MHz)	Limit Max (MHz)	Band Edge Left (MHz)	Band Edge Right (MHz)
5745.000000	18.000000	---	---	5735.875000	5753.875000

DUT Frequency (MHz)	Result
5745.000000	PASS

99 %Bandwidth



Bandwidth



Measurement

Setting	Instrument Value	Target Value
Start Frequency	5.72500 GHz	5.72500 GHz
Stop Frequency	5.76500 GHz	5.76500 GHz
Span	40.000 MHz	40.000 MHz
RBW	500.000 kHz	\geq 400.000 kHz
VBW	2.000 MHz	\geq 1.500 MHz
SweepPoints	160	\sim 160
Sweeptime	11.344 μ s	AUTO
Reference Level	0.000 dBm	0.000 dBm

Attenuation	20.000 dB	AUTO
Detector	MaxPeak	MaxPeak
SweepCount	200	200
Filter	3 dB	3 dB
Trace Mode	Max Hold	Max Hold
SweepType	FFT	AUTO
Preamp	off	off

Tx Spurious Emission (5745 MHz; 24.000 dBm; 20 MHz)

Result

DUT Frequency (MHz)	Result
5745.000000	PASS

Final measurements

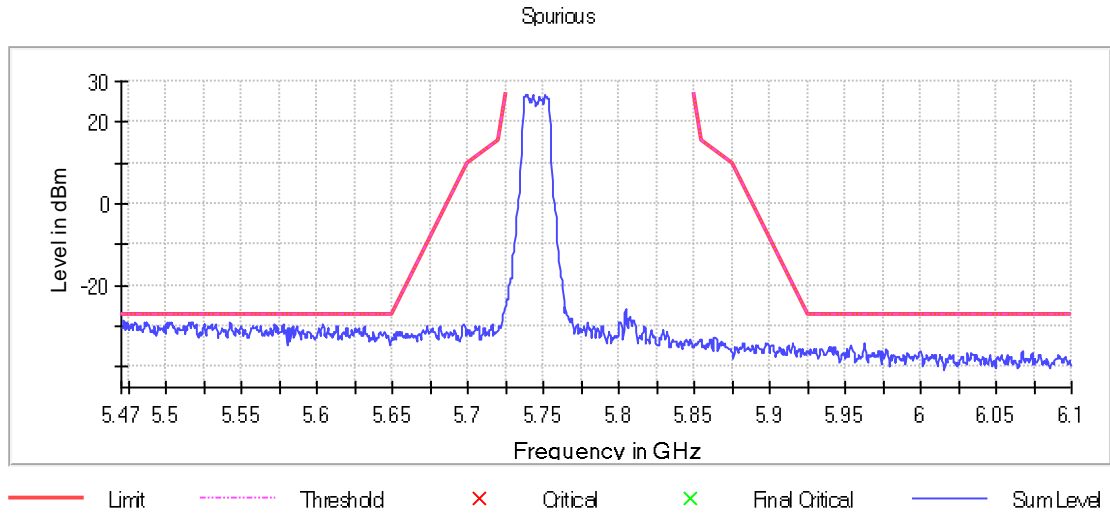
Frequency (MHz)	Level Pre Measurement (dBm)	level (dBm)	Limit (dBm)	Margin (dB)	Result
---	---	---	---	---	---

Pre Measurements

Frequency (MHz)	Level (dBm)	Margin (dB)	Limit (dBm)
5471.750000	-28.4	1.4	-27.0
5517.250000	-28.9	1.9	-27.0
5472.250000	-28.9	1.9	-27.0
5474.250000	-29.0	2.0	-27.0
5503.250000	-29.0	2.0	-27.0
5542.250000	-29.1	2.1	-27.0
5516.750000	-29.1	2.1	-27.0
5479.250000	-29.1	2.1	-27.0
5485.750000	-29.2	2.2	-27.0
5471.250000	-29.2	2.2	-27.0
5503.750000	-29.2	2.2	-27.0
5486.750000	-29.2	2.2	-27.0
5515.250000	-29.3	2.3	-27.0
5502.250000	-29.3	2.3	-27.0
5500.250000	-29.3	2.3	-27.0

Measurement Settings

Start Frequency (MHz)	Stop Frequency (MHz)	Pre Measurement	Final Measurement
5470.000000	6100.000000	2	2



Pre Measurement 2

Setting	Instrument Value	Target Value
RBW	1.000 MHz	<= 1.000 MHz
VBW	3.000 MHz	>= 3.000 MHz
SweepPoints	1260	~ 1260
Sweeptime	85.781 μ s	AUTO
Reference Level	0.000 dBm	AUTO
Attenuation	10.000 dB	0.000 dB
Detector	MaxPeak	MaxPeak
SweepCount	30	30
Filter	3 dB	3 dB
Trace Mode	Max Hold	Max Hold
SweepType	FFT	AUTO
Preamp	off	off

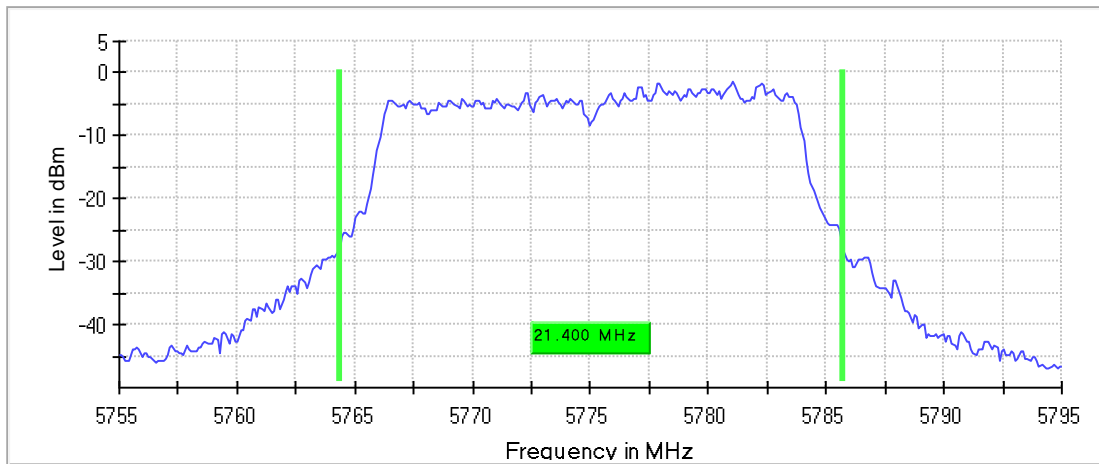
Emission Bandwidth 26 dB (5775 MHz; 24.000 dBm; 20 MHz)

26 dB Bandwidth

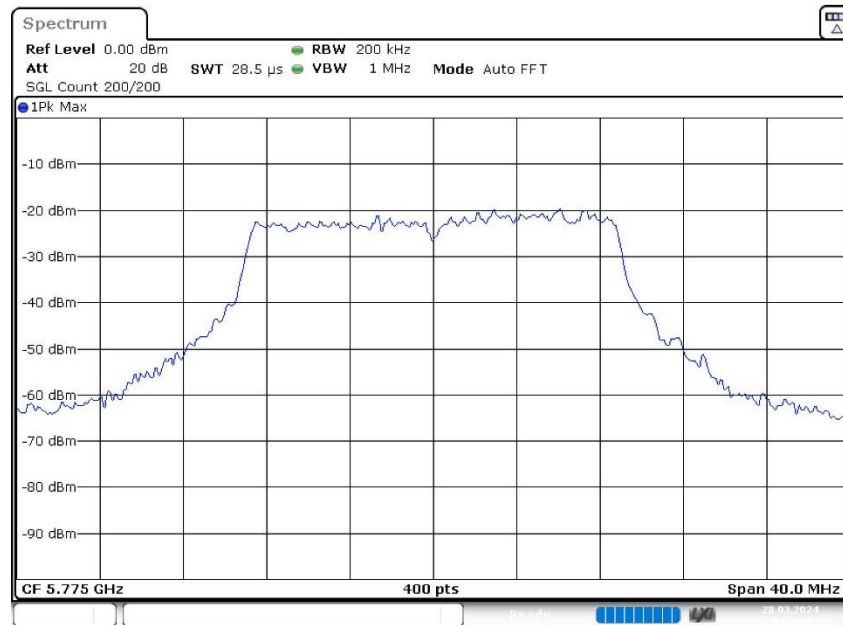
DUT Frequency (MHz)	Bandwidth (MHz)	Limit Min (MHz)	Limit Max (MHz)	Band Edge Left (MHz)	Band Edge Right (MHz)
5775.000000	21.400000	---	---	5764.350000	5785.750000

DUT Frequency (MHz)	Max Level (dBm)	Result
5775.000000	-1.4	PASS

26 dB Bandwidth



Bandwidth



Date: 28.MAR.2024 04:12:38

Power Spectral Density (5775 MHz; 24.000 dBm; 20 MHz)

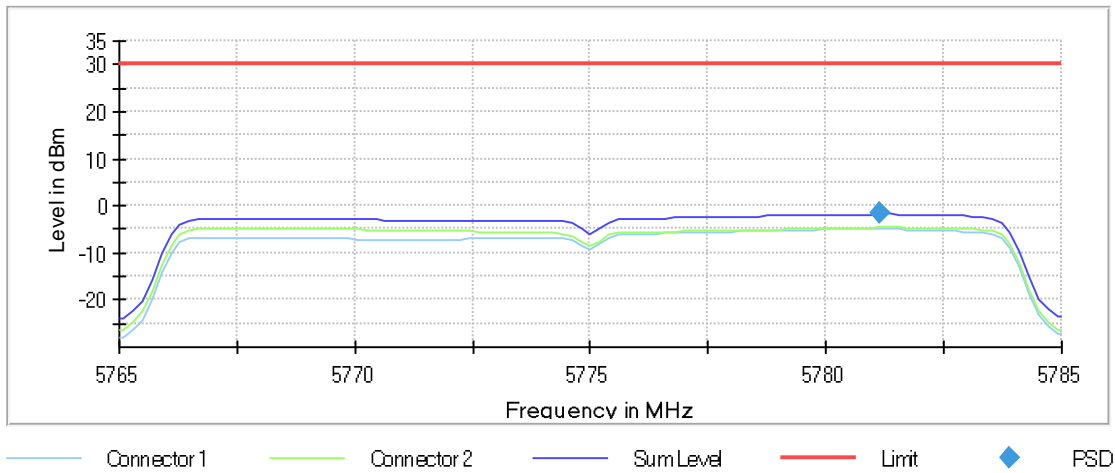
Result

DUT Frequency (MHz)	Frequency (MHz)	PSD (dBm)	Limit Max (dBm)	Result
5775.000000	5781.138614	-1.763	30.0	PASS

Ports

Port	State
1	used
2	used

Power Spectral Density



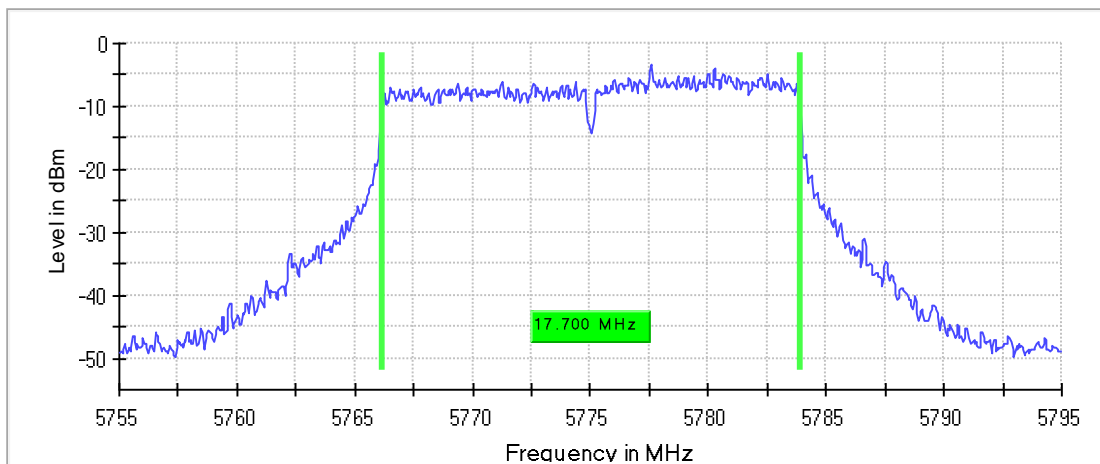
Minimum Emission Bandwidth 6 dB (5775 MHz; 24.000 dBm; 20 MHz)

6 dB Bandwidth

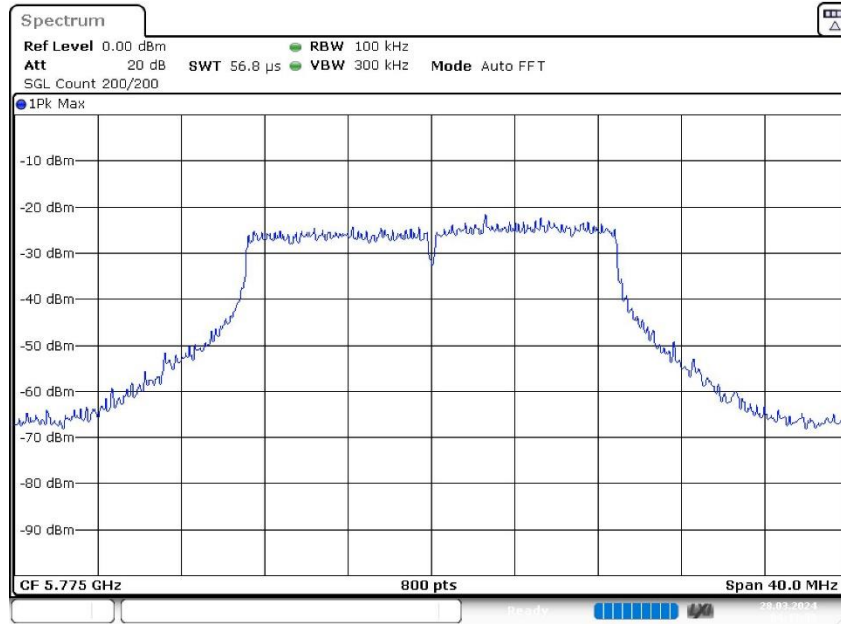
DUT Frequency (MHz)	Bandwidth (MHz)	Limit Min (MHz)	Limit Max (MHz)	Band Edge Left (MHz)	Band Edge Right (MHz)
5775.000000	17.700000	0.500000	---	5766.175000	5783.875000

DUT Frequency (MHz)	Max Level (dBm)	Result
5775.000000	-3.4	PASS

6 dB Bandwidth



Bandwidth



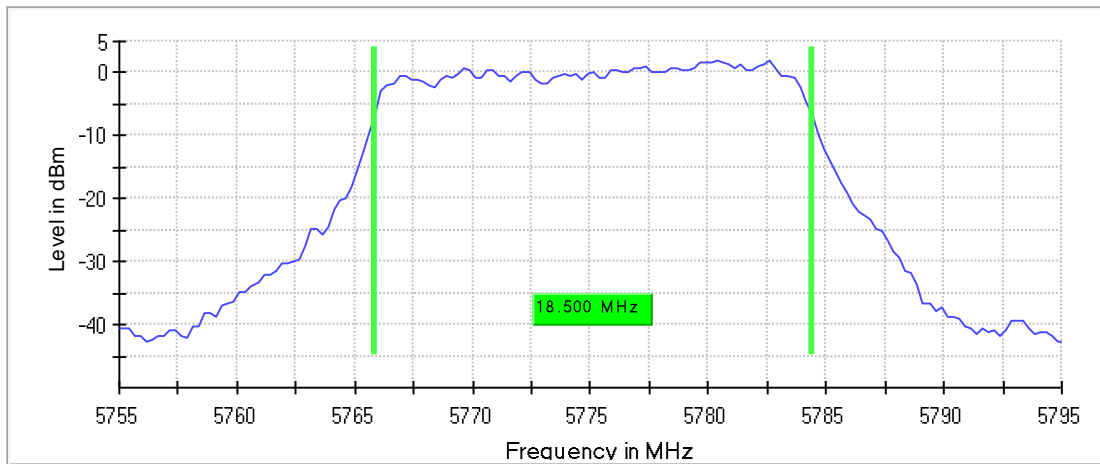
Occupied Channel Bandwidth 99% (5775 MHz; 24.000 dBm; 20 MHz)

99 % Bandwidth

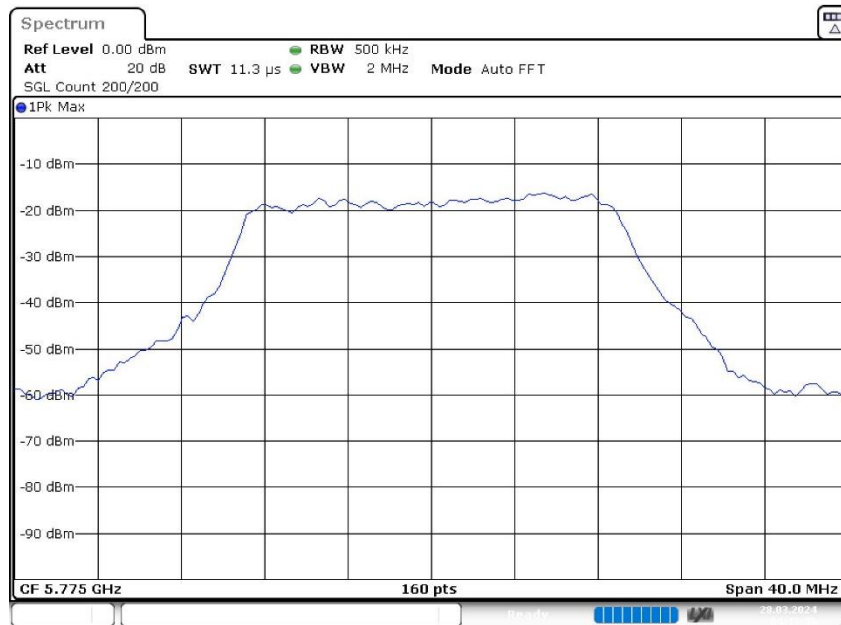
DUT Frequency (MHz)	Bandwidth (MHz)	Limit Min (MHz)	Limit Max (MHz)	Band Edge Left (MHz)	Band Edge Right (MHz)
5775.000000	18.500000	---	---	5765.875000	5784.375000

DUT Frequency (MHz)	Result
5775.000000	PASS

99 %Bandwidth



Bandwidth



Measurement

Setting	Instrument Value	Target Value
Start Frequency	5.75500 GHz	5.75500 GHz
Stop Frequency	5.79500 GHz	5.79500 GHz
Span	40.000 MHz	40.000 MHz
RBW	500.000 kHz	>= 400.000 kHz
VBW	2.000 MHz	>= 1.500 MHz
SweepPoints	160	~ 160
Sweeptime	11.344 μ s	AUTO
Reference Level	0.000 dBm	0.000 dBm

Attenuation	20.000 dB	AUTO
Detector	MaxPeak	MaxPeak
SweepCount	200	200
Filter	3 dB	3 dB
Trace Mode	Max Hold	Max Hold
SweepType	FFT	AUTO
Preamp	off	off

Tx Spurious Emission (5775 MHz; 24.000 dBm; 20 MHz)

Result

DUT Frequency (MHz)	Result
5775.000000	PASS

Final measurements

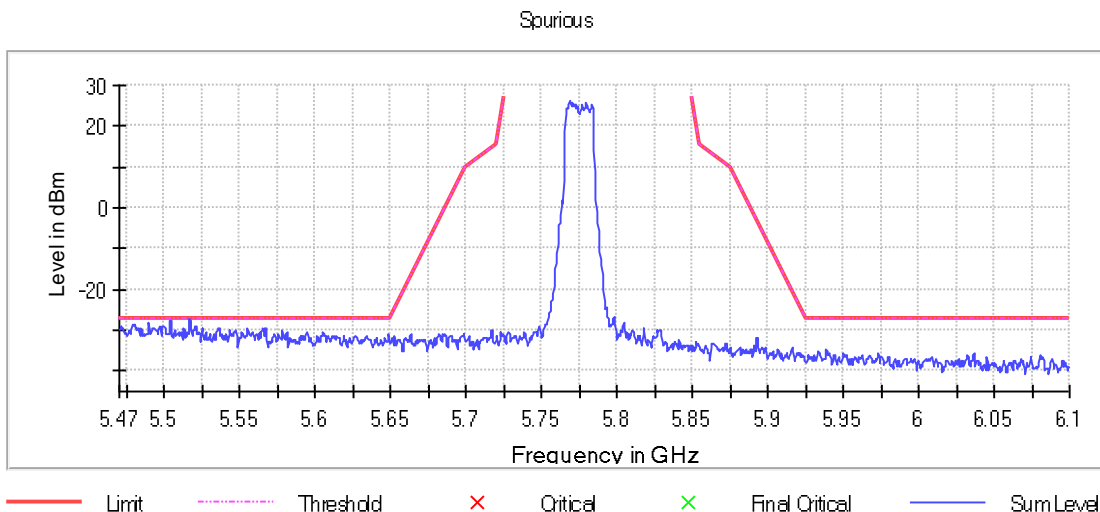
Frequency (MHz)	Level Pre Measurement (dBm)	level (dBm)	Limit (dBm)	Margin (dB)	Result
---	---	---	---	---	---

Pre Measurements

Frequency (MHz)	Level (dBm)	Margin (dB)	Limit (dBm)
5516.750000	-27.1	0.1	-27.0
5504.250000	-27.6	0.6	-27.0
5503.750000	-27.6	0.6	-27.0
5517.250000	-27.7	0.7	-27.0
5489.250000	-28.2	1.2	-27.0
5489.750000	-28.2	1.2	-27.0
5479.250000	-28.4	1.4	-27.0
5480.250000	-28.6	1.6	-27.0
5516.250000	-28.6	1.6	-27.0
5480.750000	-28.7	1.7	-27.0
5478.750000	-28.8	1.8	-27.0
5504.750000	-28.8	1.8	-27.0
5498.750000	-29.0	2.0	-27.0
5520.750000	-29.0	2.0	-27.0
5496.750000	-29.0	2.0	-27.0

Measurement Settings

Start Frequency (MHz)	Stop Frequency (MHz)	Pre Measurement	Final Measurement
5470.000000	6100.000000	2	2

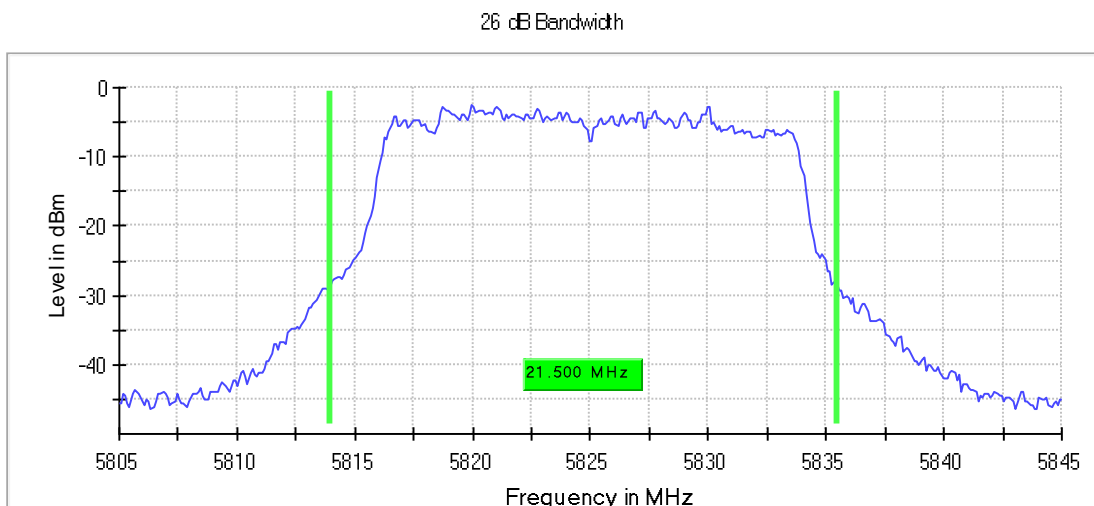


Emission Bandwidth 26 dB (5825 MHz; 24.000 dBm; 20 MHz)

26 dB Bandwidth

DUT Frequency (MHz)	Bandwidth (MHz)	Limit Min (MHz)	Limit Max (MHz)	Band Edge Left (MHz)	Band Edge Right (MHz)
5825.000000	21.500000	---	---	5813.950000	5835.450000

DUT Frequency (MHz)	Max Level (dBm)	Result
5825.000000	-2.6	PASS



Bandwidth



Date: 28.MAR.2024 04:22:42

Power Spectral Density (5825 MHz; 24.000 dBm; 20 MHz)

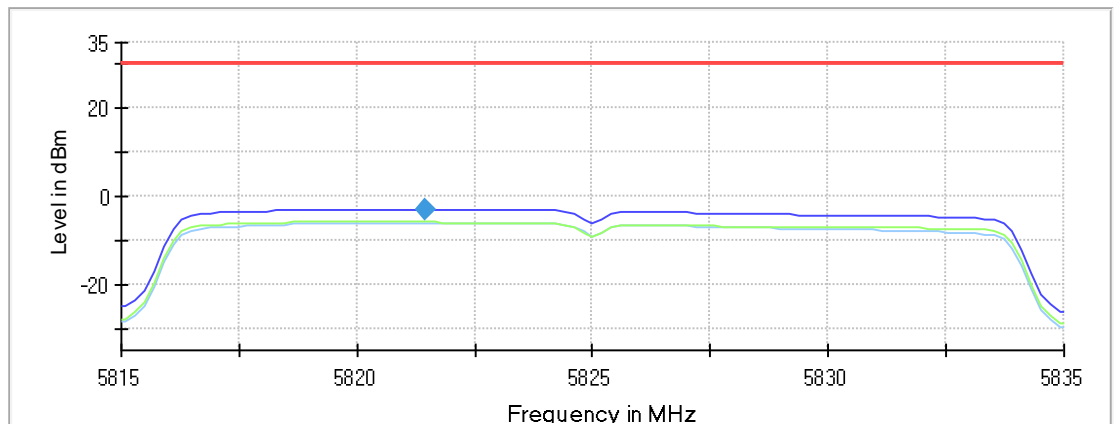
Result

DUT Frequency (MHz)	Frequency (MHz)	PSD (dBm)	Limit Max (dBm)	Result
5825.000000	5821.435644	-2.947	30.0	PASS

Ports

Port	State
1	used
2	used

Power Spectral Density



Connector 1 Connector 2 SumLevel Limit PSD

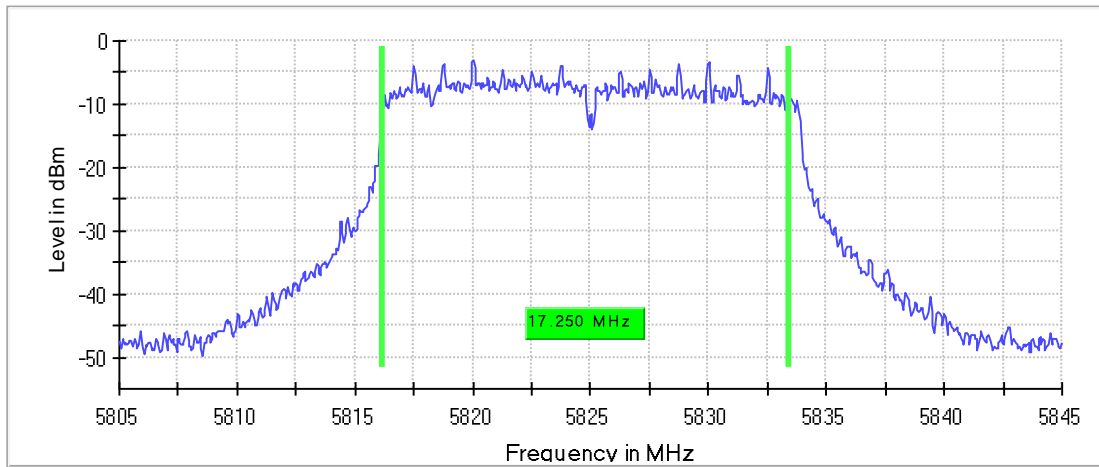
Minimum Emission Bandwidth 6 dB (5825 MHz; 24.000 dBm; 20 MHz)

6 dB Bandwidth

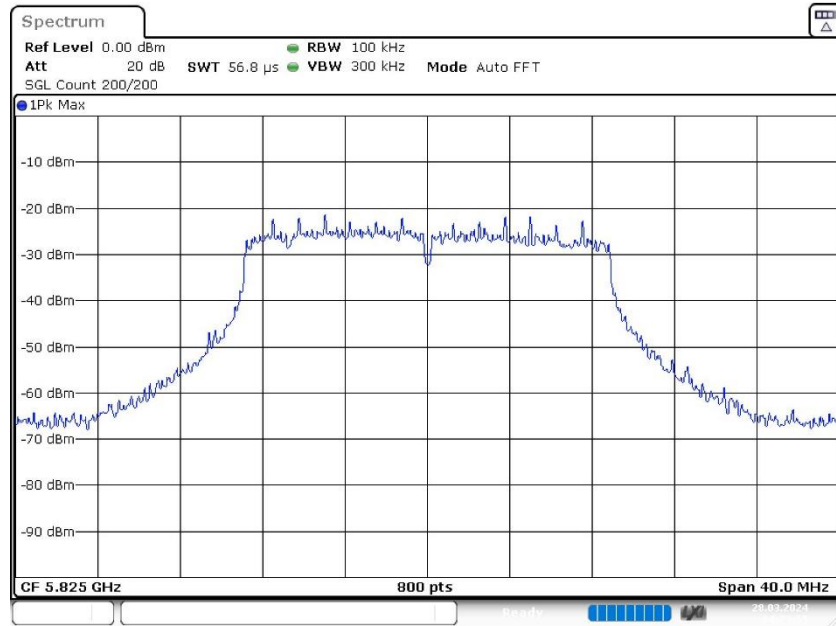
DUT Frequency (MHz)	Bandwidth (MHz)	Limit Min (MHz)	Limit Max (MHz)	Band Edge Left (MHz)	Band Edge Right (MHz)
5825.000000	17.250000	0.500000	---	5816.175000	5833.425000

DUT Frequency (MHz)	Max Level (dBm)	Result
5825.000000	-3.1	PASS

6 dB Bandwidth



Bandwidth



Date: 28.MAR.2024 04:23:35

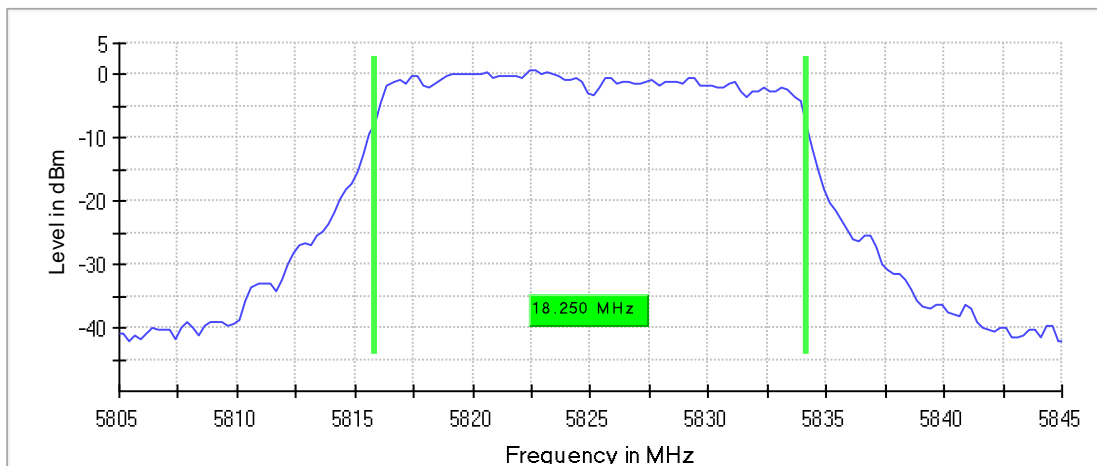
Occupied Channel Bandwidth 99% (5825 MHz; 24.000 dBm; 20 MHz)

99 % Bandwidth

DUT Frequency (MHz)	Bandwidth (MHz)	Limit Min (MHz)	Limit Max (MHz)	Band Edge Left (MHz)	Band Edge Right (MHz)
5825.000000	18.250000	---	---	5815.875000	5834.125000

DUT Frequency (MHz)	Result
5825.000000	PASS

99 %Bandwidth



Bandwidth



Date: 28.MAR.2024 04:23:43

Measurement

Setting	Instrument Value	Target Value
Start Frequency	5.80500 GHz	5.80500 GHz
Stop Frequency	5.84500 GHz	5.84500 GHz
Span	40.000 MHz	40.000 MHz
RBW	500.000 kHz	>= 400.000 kHz
VBW	2.000 MHz	>= 1.500 MHz
SweepPoints	160	~ 160
Sweeptime	11.344 µs	AUTO
Reference Level	0.000 dBm	0.000 dBm
Attenuation	20.000 dB	AUTO
Detector	MaxPeak	MaxPeak
SweepCount	200	200
Filter	3 dB	3 dB
Trace Mode	Max Hold	Max Hold
Sweeptype	FFT	AUTO
Preamp	off	off

Tx Spurious Emission (5825 MHz; 24.000 dBm; 20 MHz)

Result

DUT Frequency (MHz)	Result
5825.000000	PASS

Final measurements

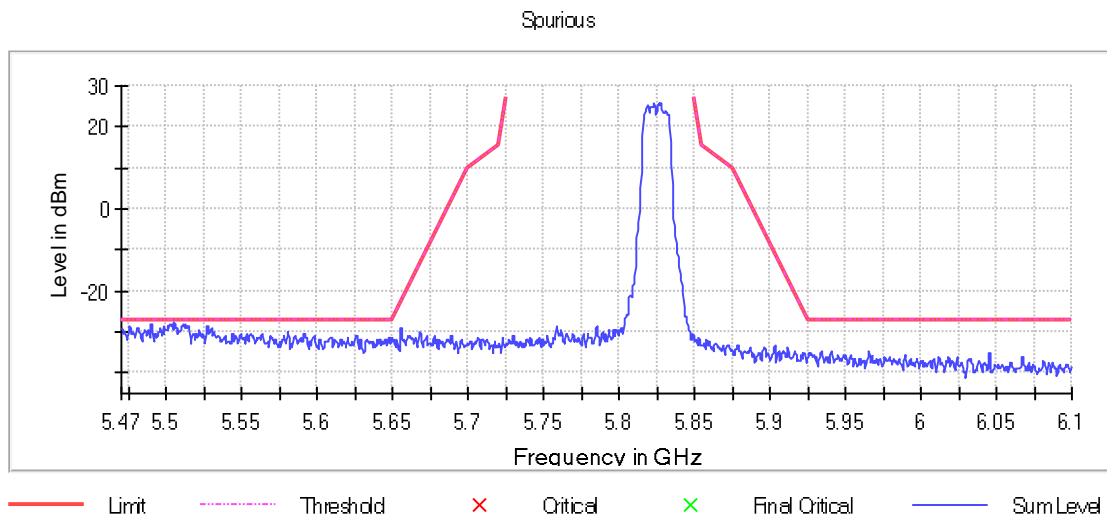
Frequency (MHz)	Level Pre Measurement (dBm)	level (dBm)	Limit (dBm)	Margin (dB)	Result
---	---	---	---	---	---

Pre Measurements

Frequency (MHz)	Level (dBm)	Margin (dB)	Limit (dBm)
5505.250000	-27.7	0.7	-27.0
5511.250000	-27.9	0.9	-27.0
5503.250000	-28.1	1.1	-27.0
5503.750000	-28.2	1.2	-27.0
5501.750000	-28.2	1.2	-27.0
5490.250000	-28.2	1.2	-27.0
5505.750000	-28.2	1.2	-27.0
5512.750000	-28.2	1.2	-27.0
5502.250000	-28.2	1.2	-27.0
5489.750000	-28.4	1.4	-27.0
5504.750000	-28.4	1.4	-27.0
5497.750000	-28.4	1.4	-27.0
5510.250000	-28.6	1.6	-27.0
5500.750000	-28.6	1.6	-27.0
5510.750000	-28.6	1.6	-27.0

Measurement Settings

Start Frequency (MHz)	Stop Frequency (MHz)	Pre Measurement	Final Measurement
5470.000000	6100.000000	2	2



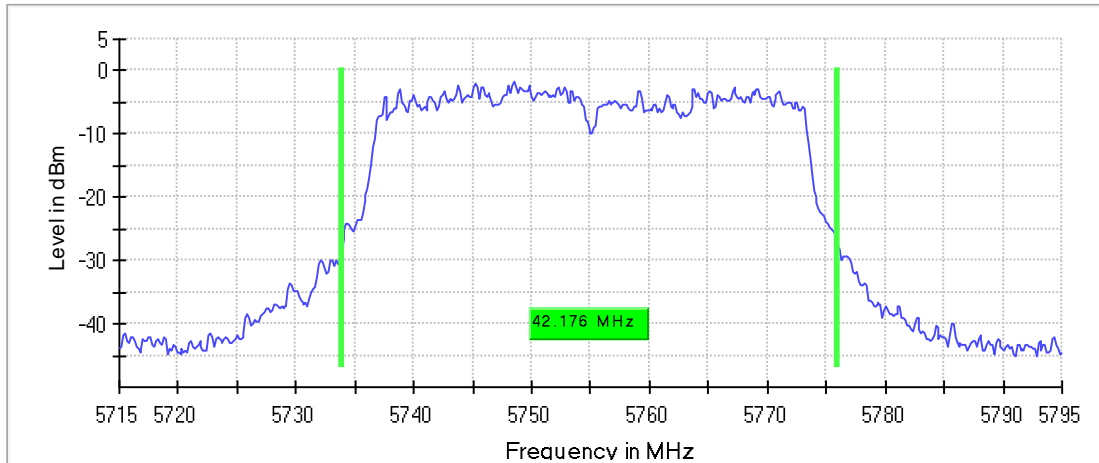
Emission Bandwidth 26 dB (5755 MHz; 24.000 dBm; 40 MHz)

26 dB Bandwidth

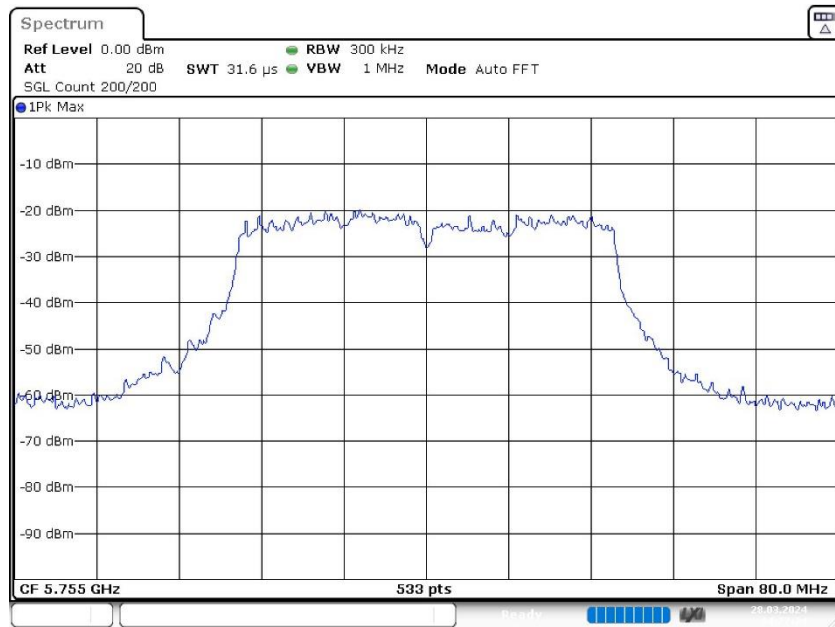
DUT Frequency (MHz)	Bandwidth (MHz)	Limit Min (MHz)	Limit Max (MHz)	Band Edge Left (MHz)	Band Edge Right (MHz)
5755.000000	42.176360	---	---	5733.836773	5776.013133

DUT Frequency (MHz)	Max Level (dBm)	Result
5755.000000	-1.7	PASS

26 dB Bandwidth



Bandwidth



Date: 29.MAR.2024 04:27:25

Power Spectral Density (5755 MHz; 24.000 dBm; 40 MHz)

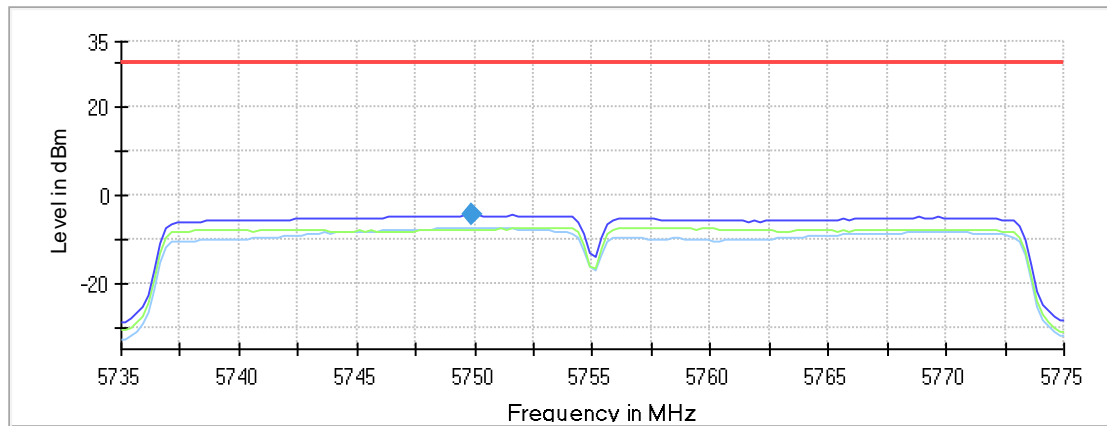
Result

DUT Frequency (MHz)	Frequency (MHz)	PSD (dBm)	Limit Max (dBm)	Result
5755.000000	5749.875000	-4.525	30.0	PASS

Ports

Port	State
1	used
2	used

Power Spectral Density



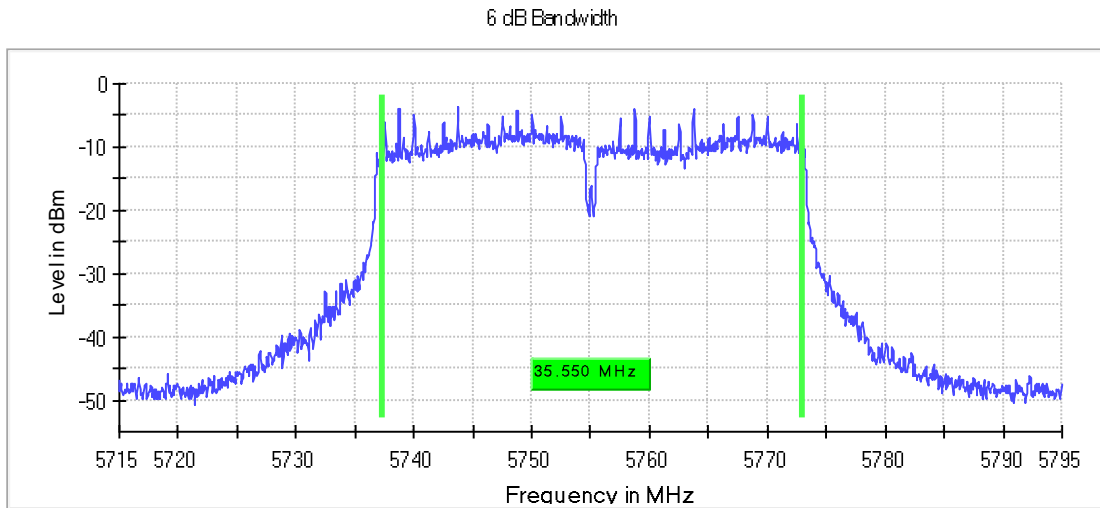
— Connector 1 — Connector 2 — SumLevel — Limit ◆ PSD

Minimum Emission Bandwidth 6 dB (5755 MHz; 24.000 dBm; 40 MHz)

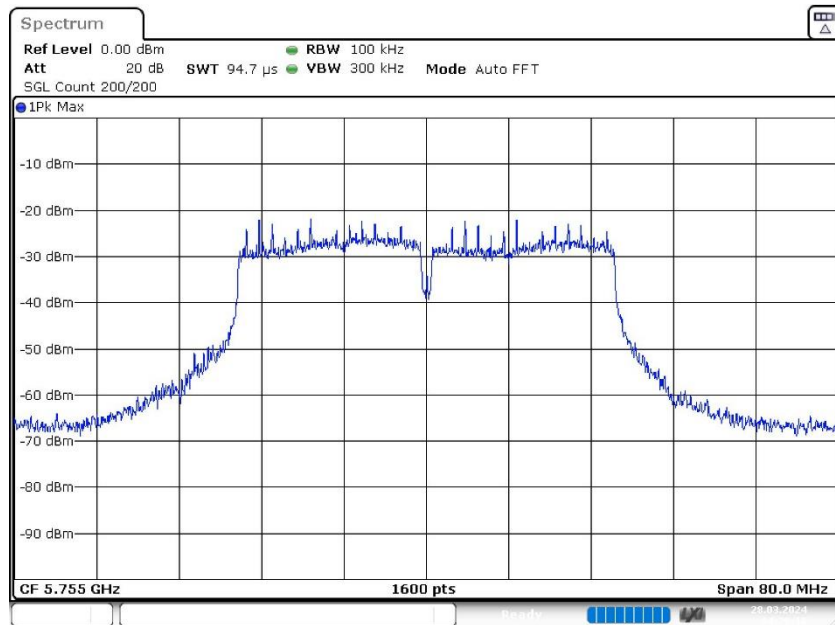
6 dB Bandwidth

DUT Frequency (MHz)	Bandwidth (MHz)	Limit Min (MHz)	Limit Max (MHz)	Band Edge Left (MHz)	Band Edge Right (MHz)
5755.000000	35.550000	0.500000	---	5737.375000	5772.925000

DUT Frequency (MHz)	Max Level (dBm)	Result
5755.000000	-3.7	PASS



Bandwidth



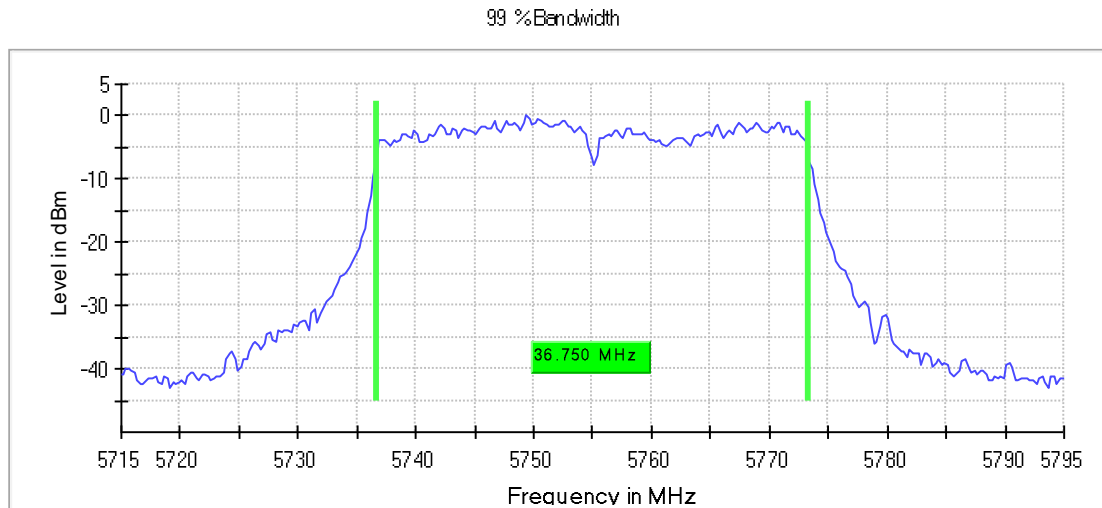
Date: 28.MAR.2024 04:28:18

Occupied Channel Bandwidth 99% (5755 MHz; 24.000 dBm; 40 MHz)

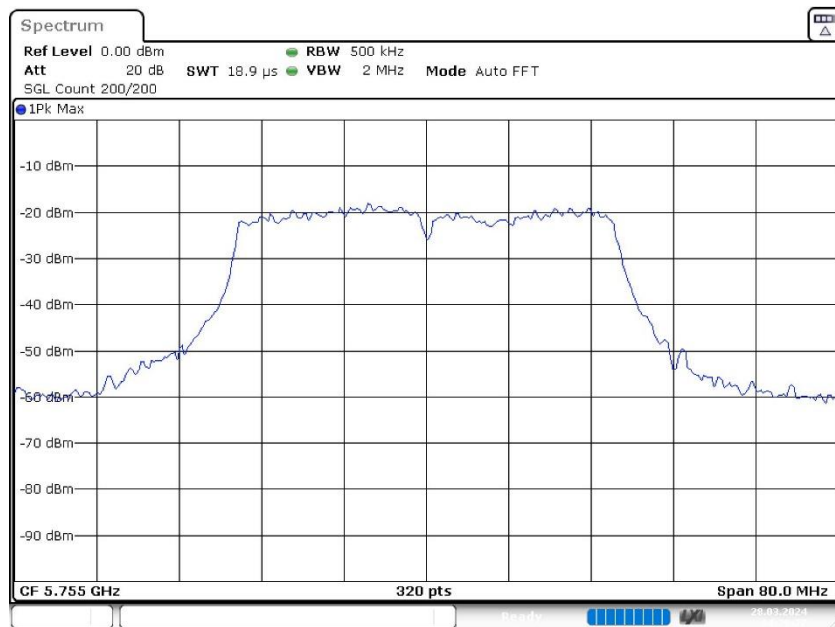
99 % Bandwidth

DUT Frequency (MHz)	Bandwidth (MHz)	Limit Min (MHz)	Limit Max (MHz)	Band Edge Left (MHz)	Band Edge Right (MHz)
5755.000000	36.750000	---	---	5736.625000	5773.375000

DUT Frequency (MHz)	Result
5755.000000	PASS



Bandwidth



Date: 29.MAR.2024 04:28:27

Measurement

Setting	Instrument Value	Target Value
Start Frequency	5.71500 GHz	5.71500 GHz
Stop Frequency	5.79500 GHz	5.79500 GHz

Span	80.000 MHz	80.000 MHz
RBW	500.000 kHz	>= 400.000 kHz
VBW	2.000 MHz	>= 1.500 MHz
SweepPoints	320	~ 320
SweepTime	18.906 μ s	AUTO
Reference Level	0.000 dBm	0.000 dBm
Attenuation	20.000 dB	AUTO
Detector	MaxPeak	MaxPeak
SweepCount	200	200
Filter	3 dB	3 dB
Trace Mode	Max Hold	Max Hold
SweepType	FFT	AUTO
Preamp	off	off

Tx Spurious Emission (5755 MHz; 24.000 dBm; 40 MHz)

Result

DUT Frequency (MHz)	Result
5755.000000	PASS

Final measurements

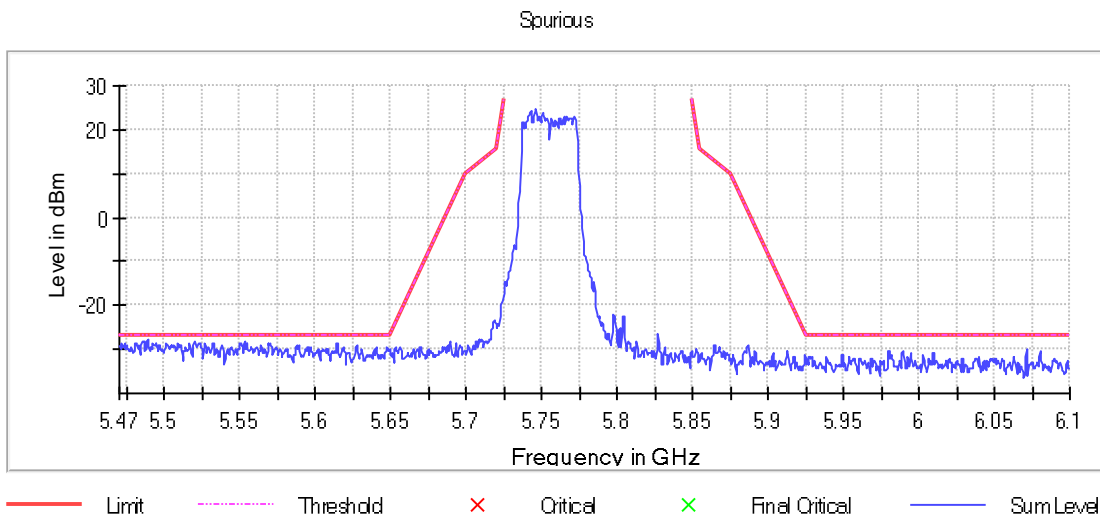
Frequency (MHz)	Level Pre Measurement (dBm)	level (dBm)	Limit (dBm)	Margin (dB)	Result
---	---	---	---	---	---

Pre Measurements

Frequency (MHz)	Level (dBm)	Margin (dB)	Limit (dBm)
5488.750000	-27.8	0.8	-27.0
5485.750000	-28.1	1.1	-27.0
5489.250000	-28.2	1.2	-27.0
5488.250000	-28.3	1.3	-27.0
5485.250000	-28.3	1.3	-27.0
5553.250000	-28.3	1.3	-27.0
5486.250000	-28.3	1.3	-27.0
5520.250000	-28.4	1.4	-27.0
5519.750000	-28.4	1.4	-27.0
5531.750000	-28.5	1.5	-27.0
5522.750000	-28.5	1.5	-27.0
5516.250000	-28.5	1.5	-27.0
5494.250000	-28.5	1.5	-27.0
5501.250000	-28.5	1.5	-27.0
5526.750000	-28.5	1.5	-27.0

Measurement Settings

Start Frequency (MHz)	Stop Frequency (MHz)	Pre Measurement	Final Measurement
5470.000000	6100.000000	2	2

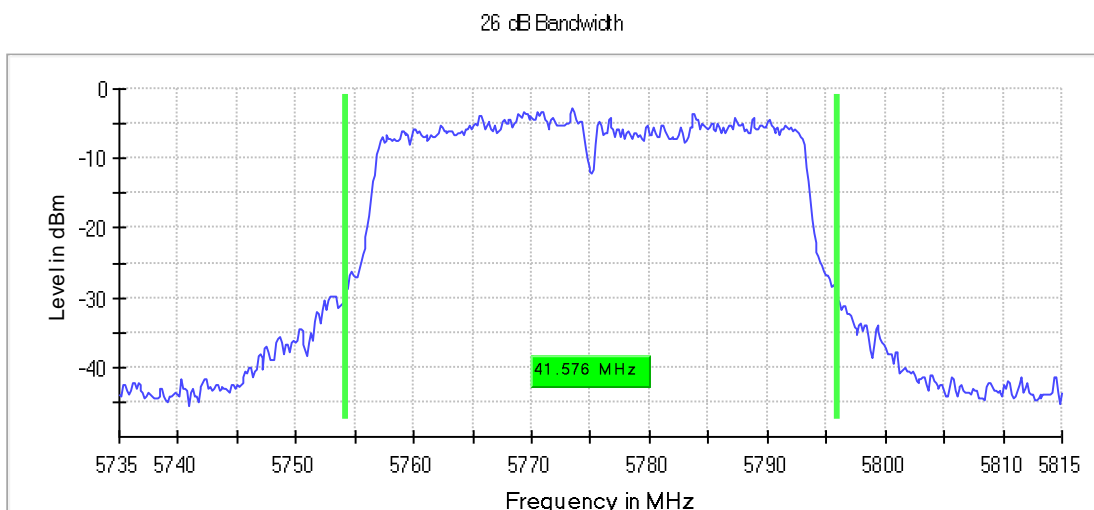


Emission Bandwidth 26 dB (5775 MHz; 24.000 dBm; 40 MHz)

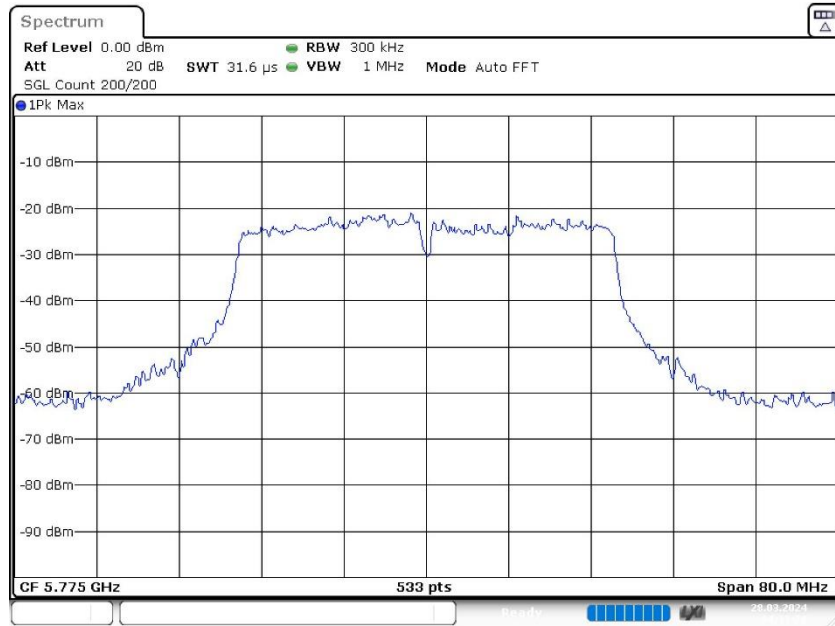
26 dB Bandwidth

DUT Frequency (MHz)	Bandwidth (MHz)	Limit Min (MHz)	Limit Max (MHz)	Band Edge Left (MHz)	Band Edge Right (MHz)
5775.000000	41.575985	---	---	5754.287054	5795.863039

DUT Frequency (MHz)	Max Level (dBm)	Result
5775.000000	-2.9	PASS



Bandwidth



Power Spectral Density (5775 MHz; 24.000 dBm; 40 MHz)

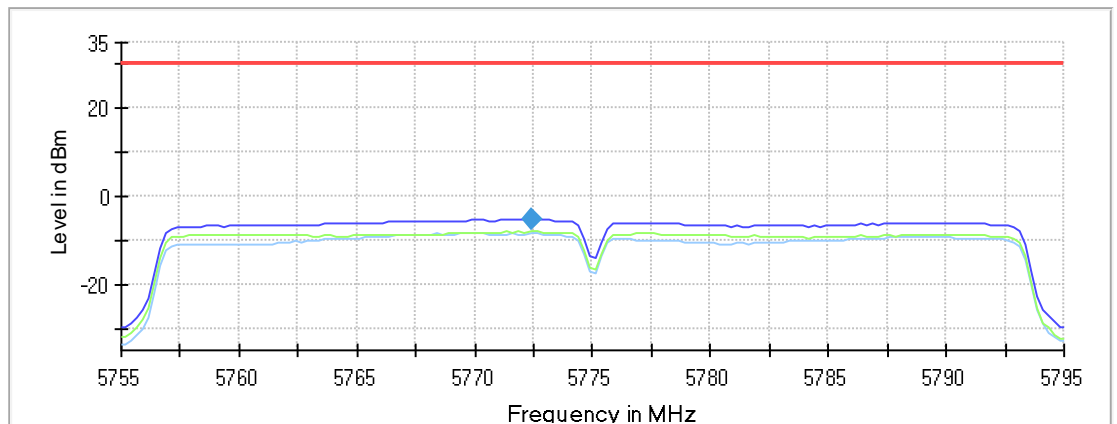
Result

DUT Frequency (MHz)	Frequency (MHz)	PSD (dBm)	Limit Max (dBm)	Result
5775.000000	5772.375000	-5.187	30.0	PASS

Ports

Port	State
1	used
2	used

Power Spectral Density



Connector 1 Connector 2 SumLevel Limit PSD

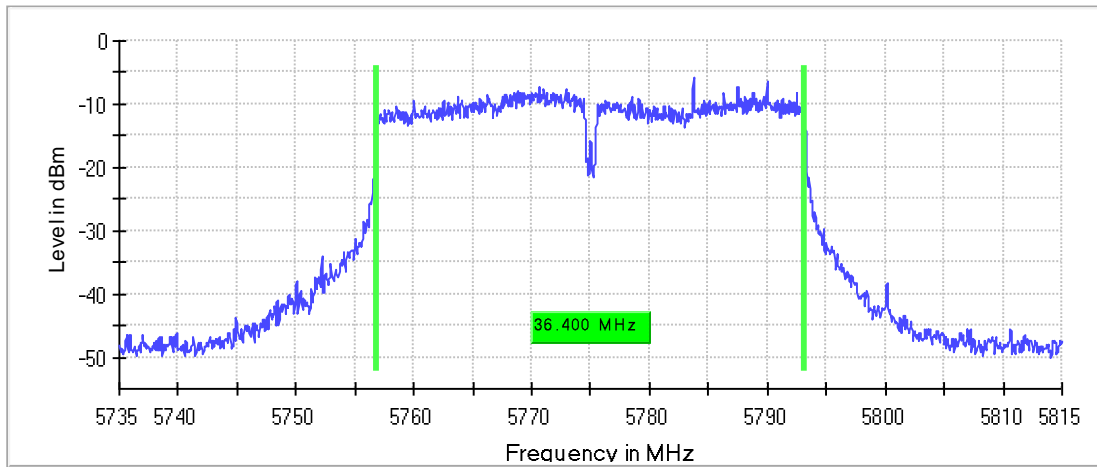
Minimum Emission Bandwidth 6 dB (5775 MHz; 24.000 dBm; 40 MHz)

6 dB Bandwidth

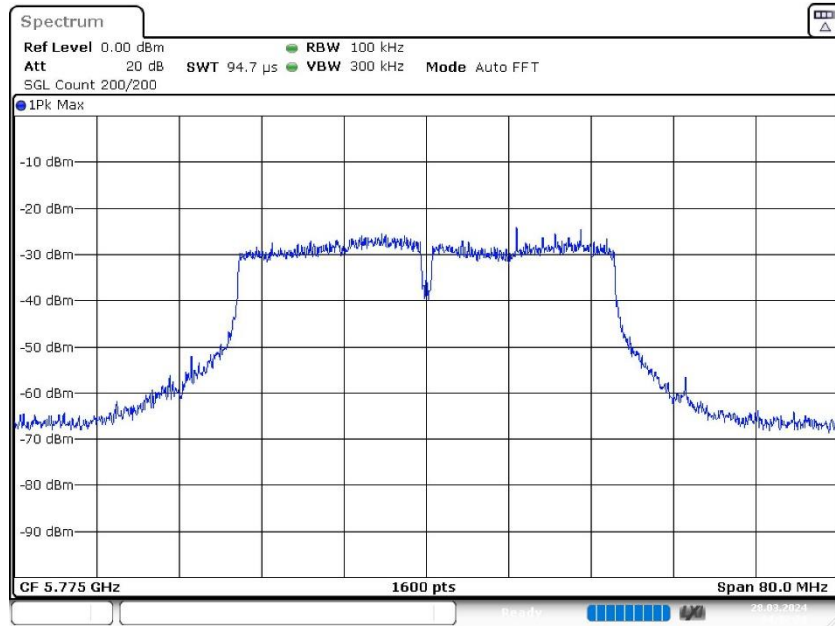
DUT Frequency (MHz)	Bandwidth (MHz)	Limit Min (MHz)	Limit Max (MHz)	Band Edge Left (MHz)	Band Edge Right (MHz)
5775.000000	36.400000	0.500000	--	5756.825000	5793.225000

DUT Frequency (MHz)	Max Level (dBm)	Result
5775.000000	-5.9	PASS

6 dB Bandwidth



Bandwidth



Date: 28.MAR.2024 04:32:21

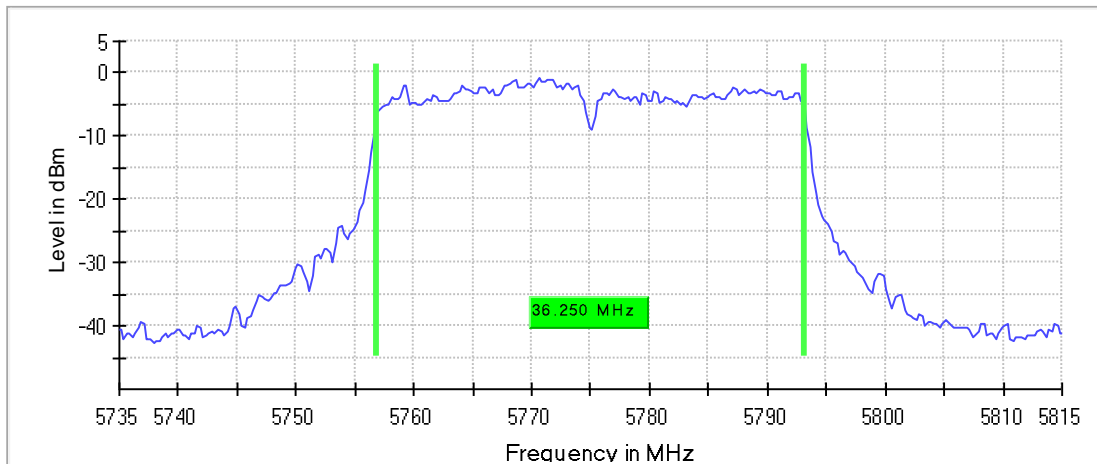
Occupied Channel Bandwidth 99% (5775 MHz; 24.000 dBm; 40 MHz)

99 % Bandwidth

DUT Frequency (MHz)	Bandwidth (MHz)	Limit Min (MHz)	Limit Max (MHz)	Band Edge Left (MHz)	Band Edge Right (MHz)
5775.000000	36.250000	---	---	5756.875000	5793.125000

DUT Frequency (MHz)	Result
5775.000000	PASS

99 %Bandwidth



Bandwidth



Date: 28.MAR.2024 04:32:29

Measurement

Setting	Instrument Value	Target Value
Start Frequency	5.73500 GHz	5.73500 GHz
Stop Frequency	5.81500 GHz	5.81500 GHz
Span	80.000 MHz	80.000 MHz
RBW	500.000 kHz	>= 400.000 kHz
VBW	2.000 MHz	>= 1.500 MHz
SweepPoints	320	~ 320
Sweptime	18.906 µs	AUTO
Reference Level	0.000 dBm	0.000 dBm
Attenuation	20.000 dB	AUTO
Detector	MaxPeak	MaxPeak
SweepCount	200	200
Filter	3 dB	3 dB
Trace Mode	Max Hold	Max Hold
SweepType	FFT	AUTO
Preamp	off	off

Tx Spurious Emission (5775 MHz; 24.000 dBm; 40 MHz)

Result

DUT Frequency (MHz)	Result
5775.000000	PASS

Final measurements

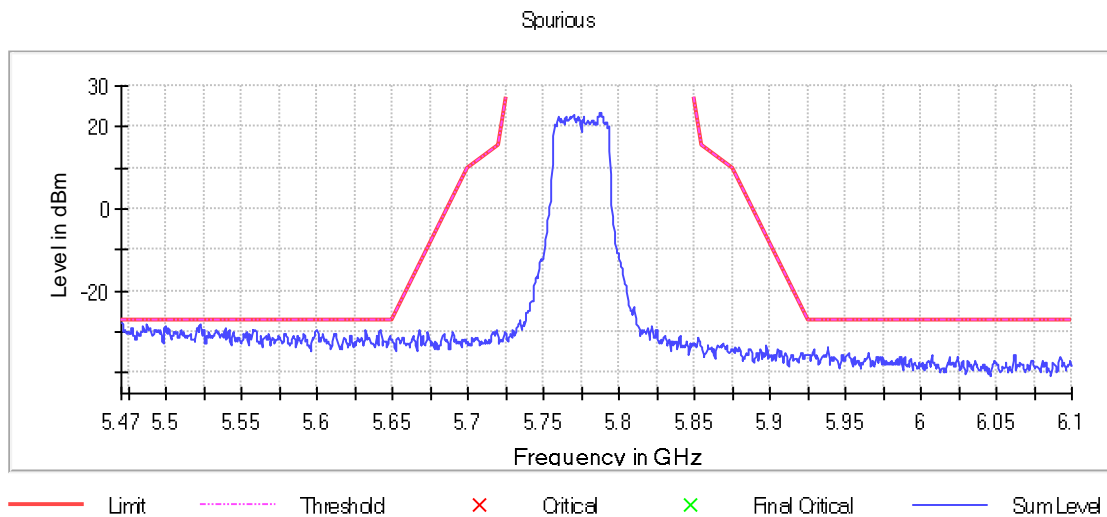
Frequency (MHz)	Level Pre Measurement (dBm)	level (dBm)	Limit (dBm)	Margin (dB)	Result
---	---	---	---	---	---

Pre Measurements

Frequency (MHz)	Level (dBm)	Margin (dB)	Limit (dBm)
5470.250000	-27.6	0.6	-27.0
5470.000000	-27.6	0.6	-27.0
5470.750000	-28.0	1.0	-27.0
5522.250000	-28.3	1.3	-27.0
5487.250000	-28.4	1.4	-27.0
5521.750000	-28.5	1.5	-27.0
5484.750000	-28.6	1.6	-27.0
5499.250000	-28.6	1.6	-27.0
5522.750000	-28.7	1.7	-27.0
5488.750000	-28.9	1.9	-27.0
5489.250000	-28.9	1.9	-27.0
5520.250000	-28.9	1.9	-27.0
5498.750000	-28.9	1.9	-27.0
5487.750000	-28.9	1.9	-27.0
5476.750000	-29.0	2.0	-27.0

Measurement Settings

Start Frequency (MHz)	Stop Frequency (MHz)	Pre Measurement	Final Measurement
5470.000000	6100.000000	2	2

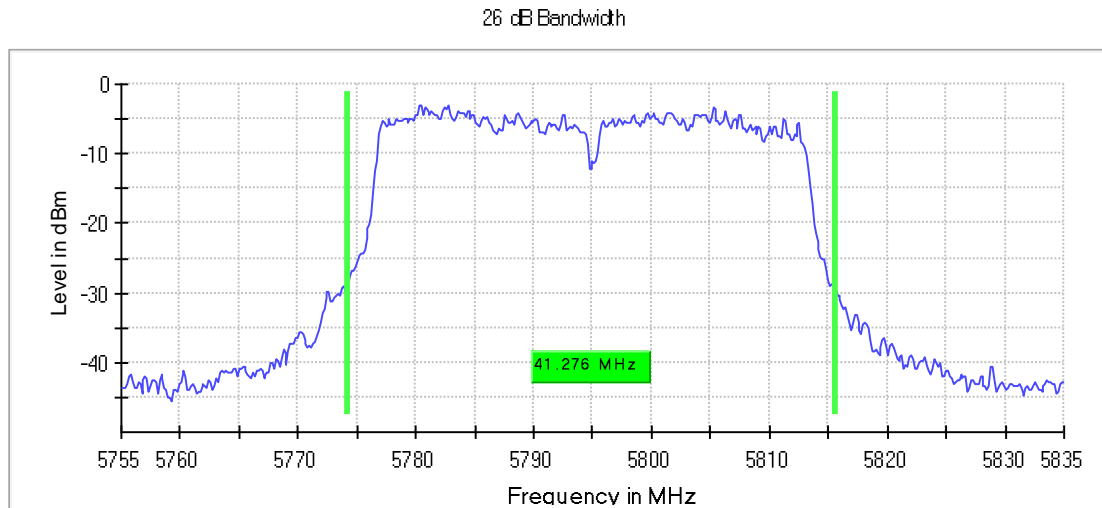


Emission Bandwidth 26 dB (5795 MHz; 24.000 dBm; 40 MHz)

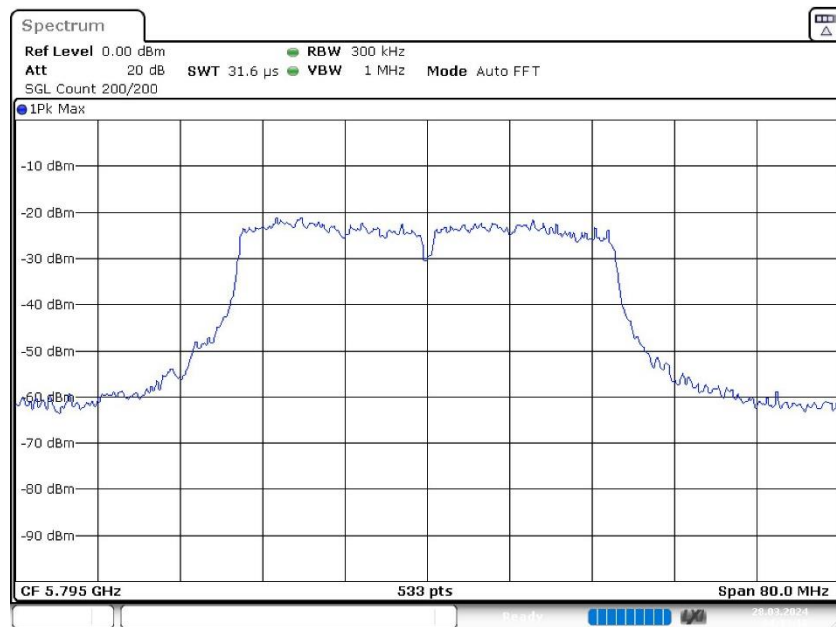
26 dB Bandwidth

DUT Frequency (MHz)	Bandwidth (MHz)	Limit Min (MHz)	Limit Max (MHz)	Band Edge Left (MHz)	Band Edge Right (MHz)
5795.000000	41.275798	---	---	5774.287054	5815.562852

DUT Frequency (MHz)	Max Level (dBm)	Result
5795.000000	-3.0	PASS



Bandwidth



Date: 29.MAR.2024 04:33:18

Power Spectral Density (5795 MHz; 24.000 dBm; 40 MHz)

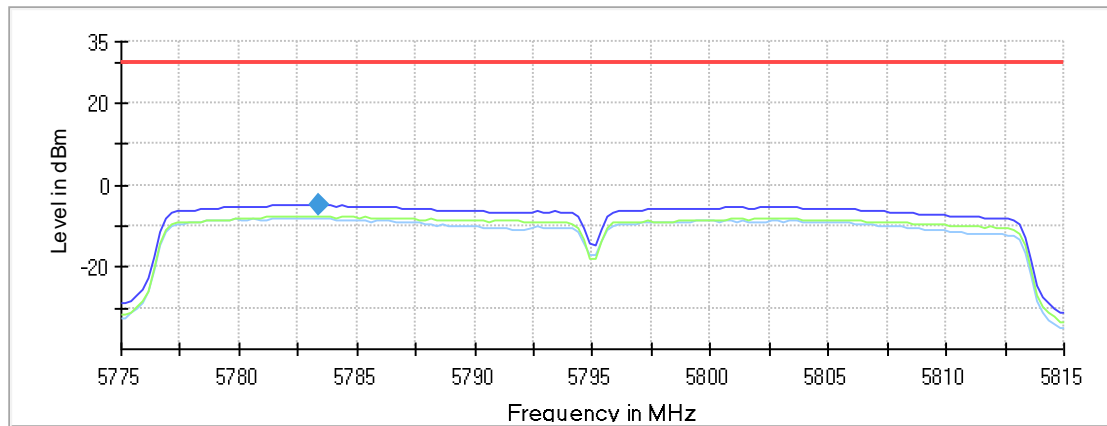
Result

DUT Frequency (MHz)	Frequency (MHz)	PSD (dBm)	Limit Max (dBm)	Result
5795.000000	5783.375000	-4.832	30.0	PASS

Ports

Port	State
1	used
2	used

Power Spectral Density



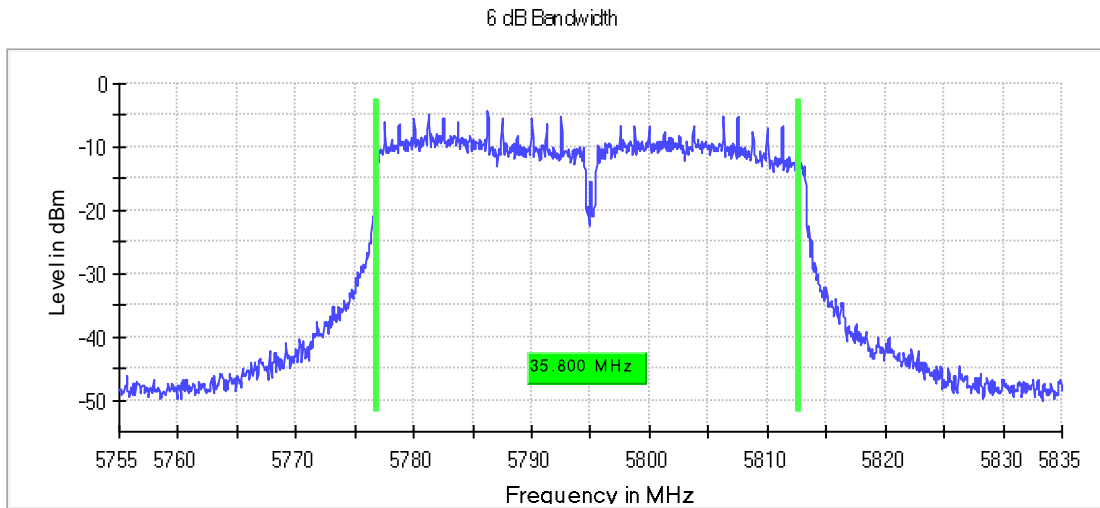
— Connector 1 — Connector 2 — SumLevel — Limit ◆ PSD

Minimum Emission Bandwidth 6 dB (5795 MHz; 24.000 dBm; 40 MHz)

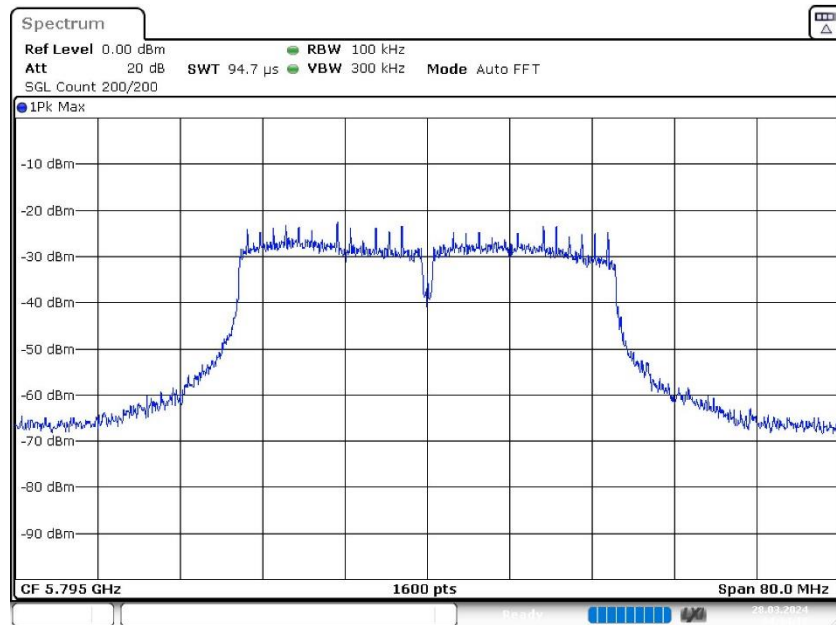
6 dB Bandwidth

DUT Frequency (MHz)	Bandwidth (MHz)	Limit Min (MHz)	Limit Max (MHz)	Band Edge Left (MHz)	Band Edge Right (MHz)
5795.000000	35.800000	0.500000	---	5776.825000	5812.625000

DUT Frequency (MHz)	Max Level (dBm)	Result
5795.000000	-4.3	PASS



Bandwidth

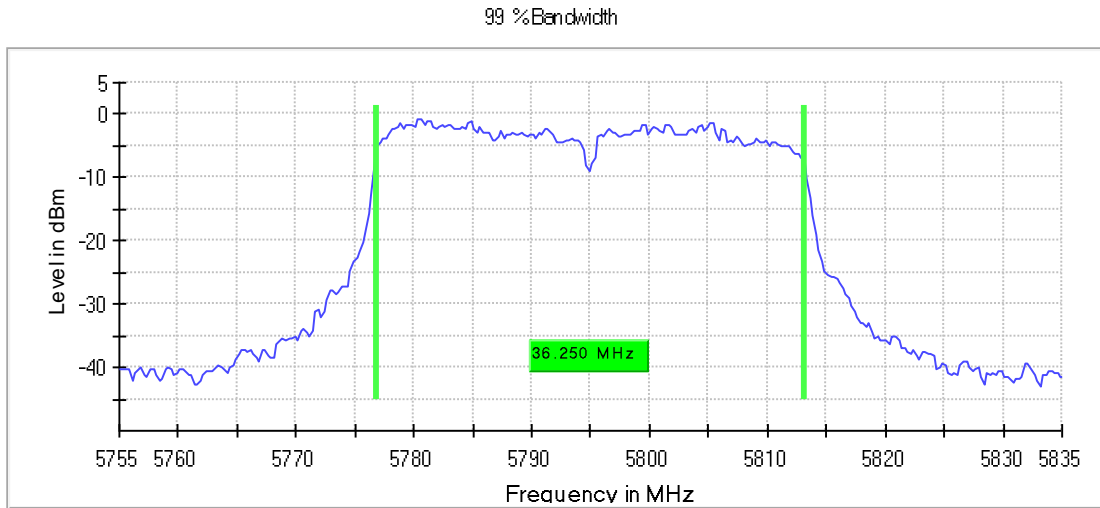


Occupied Channel Bandwidth 99% (5795 MHz; 24.000 dBm; 40 MHz)

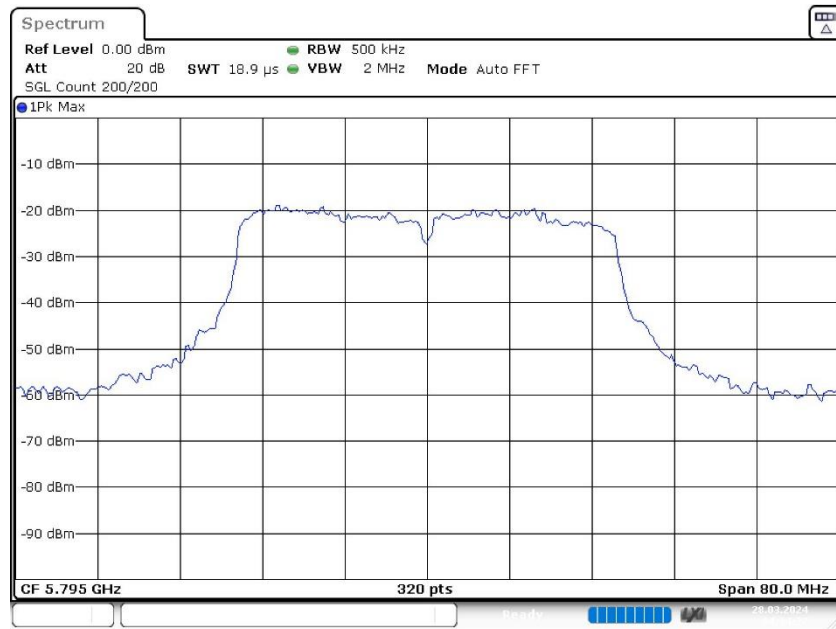
99 % Bandwidth

DUT Frequency (MHz)	Bandwidth (MHz)	Limit Min (MHz)	Limit Max (MHz)	Band Edge Left (MHz)	Band Edge Right (MHz)
5795.000000	36.250000	---	---	5776.875000	5813.125000

DUT Frequency (MHz)	Result
5795.000000	PASS



Bandwidth



Measurement

Setting	Instrument Value	Target Value
Start Frequency	5.75500 GHz	5.75500 GHz
Stop Frequency	5.83500 GHz	5.83500 GHz
Span	80.000 MHz	80.000 MHz

RBW	500.000 kHz	>= 400.000 kHz
VBW	2.000 MHz	>= 1.500 MHz
SweepPoints	320	~ 320
SweepTime	18.906 µs	AUTO
Reference Level	0.000 dBm	0.000 dBm
Attenuation	20.000 dB	AUTO
Detector	MaxPeak	MaxPeak
SweepCount	200	200
Filter	3 dB	3 dB
Trace Mode	Max Hold	Max Hold
SweepType	FFT	AUTO
Preamp	off	off

Tx Spurious Emission (5795 MHz; 24.000 dBm; 40 MHz)

Result

DUT Frequency (MHz)	Result
5795.000000	PASS

Final measurements

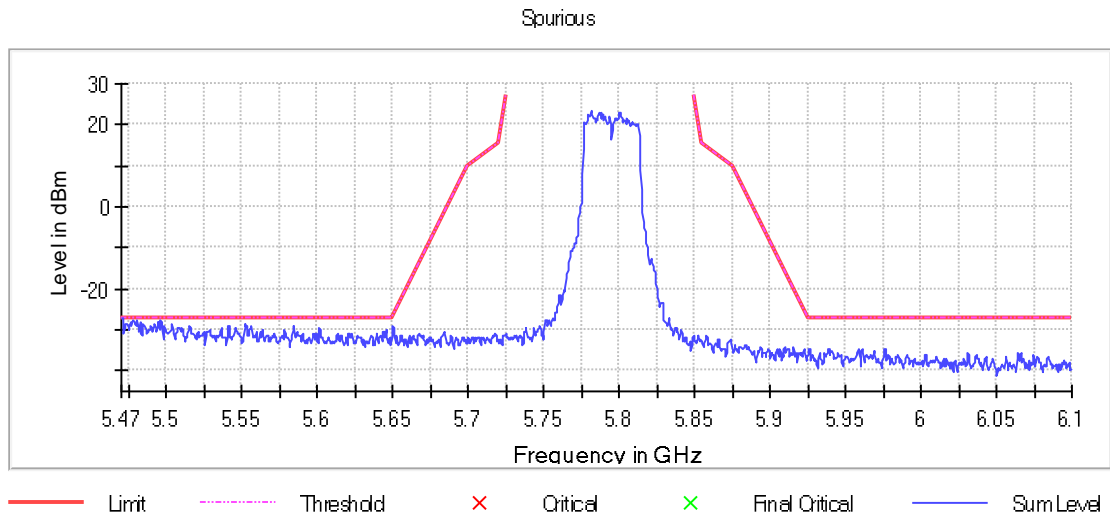
Frequency (MHz)	Level Pre Measurement (dBm)	level (dBm)	Limit (dBm)	Margin (dB)	Result
---	---	---	---	---	---

Pre Measurements

Frequency (MHz)	Level (dBm)	Margin (dB)	Limit (dBm)
5470.250000	-27.1	0.1	-27.0
5470.000000	-27.1	0.1	-27.0
5470.750000	-27.1	0.1	-27.0
5478.250000	-27.5	0.5	-27.0
5477.750000	-27.6	0.6	-27.0
5480.750000	-27.7	0.7	-27.0
5477.250000	-27.8	0.8	-27.0
5496.250000	-27.9	0.9	-27.0
5478.750000	-27.9	0.9	-27.0
5480.250000	-28.2	1.2	-27.0
5496.750000	-28.2	1.2	-27.0
5495.750000	-28.3	1.3	-27.0
5494.250000	-28.3	1.3	-27.0
5482.750000	-28.3	1.3	-27.0
5482.250000	-28.3	1.3	-27.0

Measurement Settings

Start Frequency (MHz)	Stop Frequency (MHz)	Pre Measurement	Final Measurement
5470.000000	6100.000000	2	2



-- End of Report --