

## Summary

Test	Frequency (MHz)	Nominal Power (dBm)	Nominal Bandwidth (MHz)	Result
RF output power	2402.000	24.0	1.000000	PASS
Minimum Emission Bandwidth 6 dB	2402.000	24.0	1.000000	PASS
Peak Power Spectral Density	2402.000	24.0	1.000000	PASS
Occupied Channel Bandwidth 99%	2402.000	24.0	1.000000	PASS
Band Edge low	2402.000	24.0	1.000000	PASS
Tx Spurious Emission	2402.000	24.0	1.000000	PASS
Emissions in restricted frequency bands (Average)	2402.000	24.0	1.000000	PASS
Emissions in restricted frequency bands (Peak)	2402.000	24.0	1.000000	PASS
Minimum Emission Bandwidth 6 dB	2442.000	24.0	1.000000	PASS
Occupied Channel Bandwidth 99%	2442.000	24.0	1.000000	PASS
Tx Spurious Emission	2442.000	24.0	1.000000	PASS
Minimum Emission Bandwidth 6 dB	2480.000	24.0	1.000000	PASS
Occupied Channel Bandwidth 99%	2480.000	24.0	1.000000	PASS
Band Edge low	2480.000	24.0	1.000000	PASS
Tx Spurious Emission	2480.000	24.0	1.000000	PASS
Emissions in restricted frequency bands (Average)	2480.000	24.0	1.000000	PASS
Emissions in restricted frequency bands (Peak)	2480.000	24.0	1.000000	PASS

## RF output power (2402 MHz; 24.000 dBm; 1 MHz)

Customized settings.

### Result

DUT Frequency (MHz)	Gated RMS (dBm)	Limit Max (dBm)	Gated EIRP (dBm)	DutyCycle (%)	Result
2402.000000	7.7	30.0	7.7	85.847	PASS

### OSP PowerMeter settings

Setting	Instrument Value	Target Value
Measurement Time	1.000 s	1.000 s
Points	1000000	1000000
Time resolution	1.000 $\mu$ s	1.000 $\mu$ s

## Minimum Emission Bandwidth 6 dB (2402 MHz; 24.000 dBm; 1 MHz)

Customized settings.

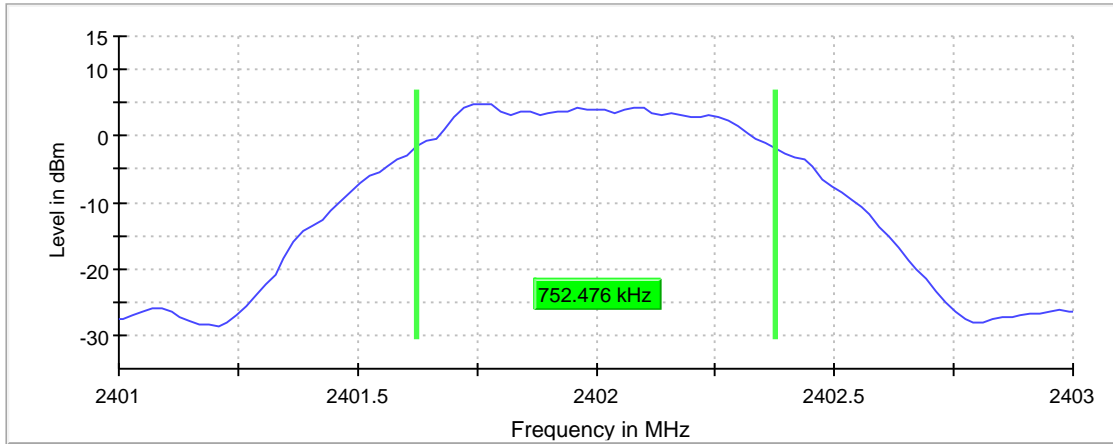
### 6 dB Bandwidth

DUT Frequency (MHz)	Bandwidth (MHz)	Limit Min (MHz)	Limit Max (MHz)	Band Edge Left (MHz)	Band Edge Right (MHz)
2402.000000	0.752476	0.500000	---	2401.623762	2402.376238

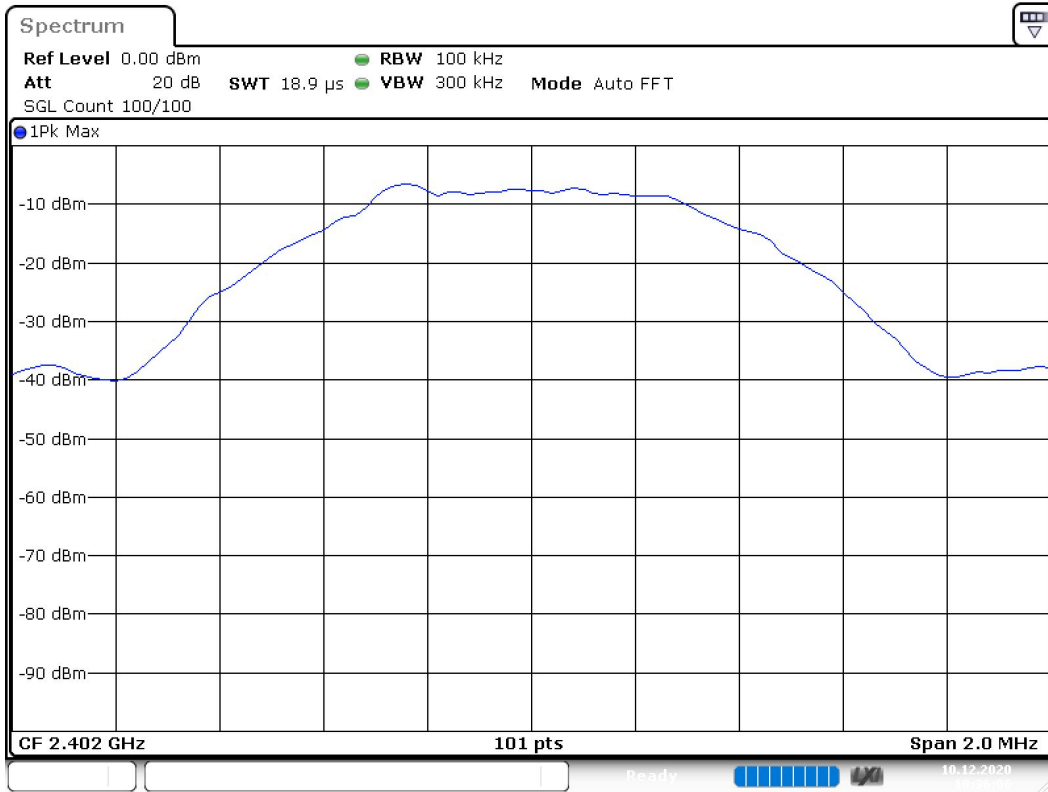
(continuation of the "6 dB Bandwidth" table from column 6 ...)

DUT Frequency (MHz)	Max Level (dBm)	Result
2402.000000	4.9	PASS

6 dB Bandwidth



Bandwidth



Date: 10.DEC.2020 10:36:06

## Measurement

Setting	Instrument Value	Target Value
Start Frequency	2.40100 GHz	2.40100 GHz
Stop Frequency	2.40300 GHz	2.40300 GHz
Span	2.000 MHz	2.000 MHz
RBW	100.000 kHz	~ 100.000 kHz
VBW	300.000 kHz	~ 300.000 kHz
SweepPoints	101	~ 40
SweepTime	18.938 μs	AUTO
Reference Level	0.000 dBm	0.000 dBm
Attenuation	20.000 dB	AUTO
Detector	MaxPeak	MaxPeak
SweepCount	100	100
Filter	3 dB	3 dB
Trace Mode	Max Hold	Max Hold
SweepType	FFT	AUTO
Preamp	off	off

## Peak Power Spectral Density (2402 MHz; 24.000 dBm; 1 MHz)

Customized settings.

### Result

DUT Frequency (MHz)	Frequency (MHz)	PSD (dBm)	Limit Max (dBm)	Result
2402.000000	2401.902500	-4.112	8.0	PASS

### Ports

Port	State
1	used

### Measurement

Setting	Instrument Value	Target Value
Start Frequency	2.40125 GHz	2.40125 GHz
Stop Frequency	2.40275 GHz	2.40275 GHz
Span	1.500 MHz	1.500 MHz
RBW	10.000 kHz	<= 10.000 kHz
VBW	30.000 kHz	>= 30.000 kHz
SweepPoints	300	~ 300
SweepTime	1.500 ms	AUTO
Reference Level	0.000 dBm	0.000 dBm
Attenuation	20.000 dB	AUTO
Detector	MaxPeak	MaxPeak
SweepCount	100	100
Filter	3 dB	3 dB
Trace Mode	Max Hold	Max Hold
SweepType	Sweep	Sweep
Preamp	off	off

## Occupied Channel Bandwidth 99% (2402 MHz; 24.000 dBm; 1 MHz)

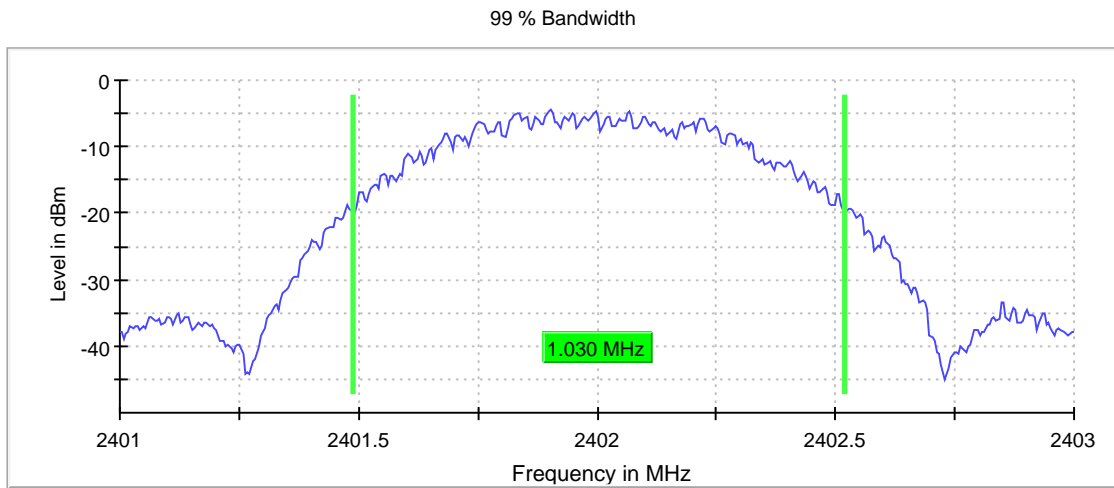
Customized settings.

### 99 % Bandwidth

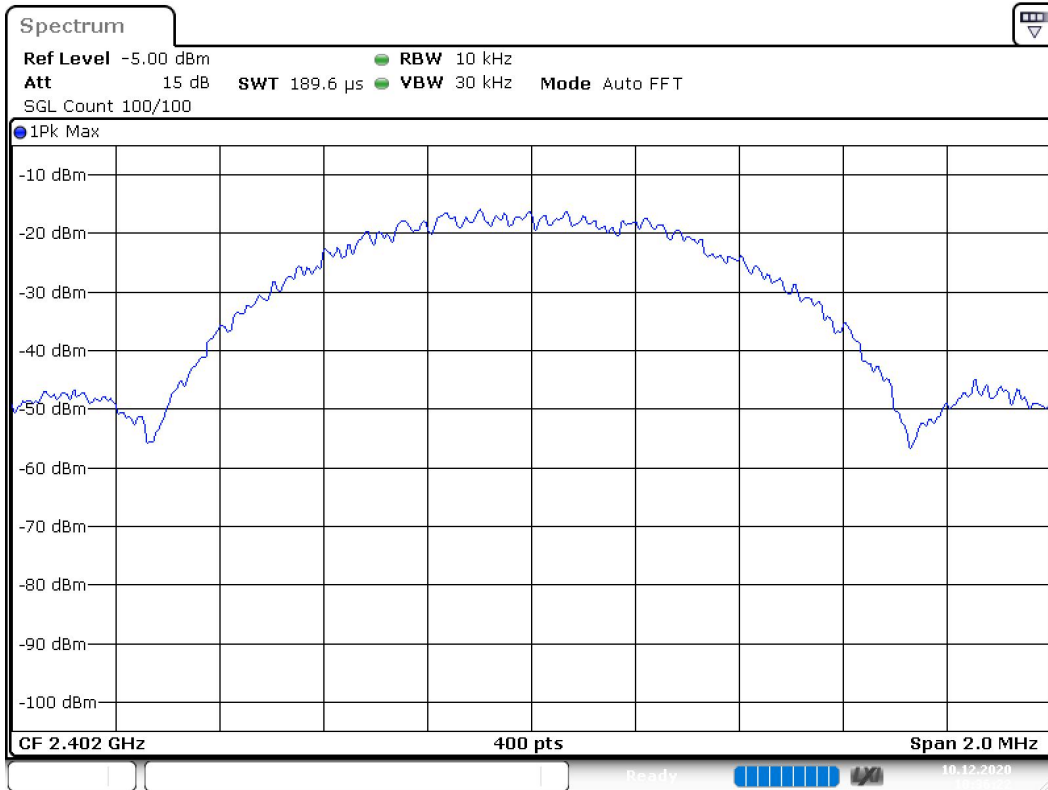
DUT Frequency (MHz)	Bandwidth (MHz)	Limit Min (MHz)	Limit Max (MHz)	Band Edge Left (MHz)	Band Edge Right (MHz)
2402.000000	1.030000	---	---	2401.487500	2402.517500

(continuation of the "99 % Bandwidth" table from column 6 ...)

DUT Frequency (MHz)	Result
2402.000000	PASS



Bandwidth



Date: 10.DEC.2020 10:36:23

### Measurement

Setting	Instrument Value	Target Value
Start Frequency	2.40100 GHz	2.40100 GHz
Stop Frequency	2.40300 GHz	2.40300 GHz
Span	2.000 MHz	2.000 MHz
RBW	10.000 kHz	>= 10.000 kHz
VBW	30.000 kHz	>= 30.000 kHz
SweepPoints	400	~ 400
Sweeptime	189.648 μs	AUTO
Reference Level	-5.000 dBm	-5.000 dBm
Attenuation	15.000 dB	AUTO
Detector	MaxPeak	MaxPeak
SweepCount	100	100
Filter	3 dB	3 dB
Trace Mode	Max Hold	Max Hold
Sweeptype	FFT	AUTO
Preamp	off	off

## Band Edge low (2402 MHz; 24.000 dBm; 1 MHz)

Customized settings.

### Result

DUT Frequency (MHz)	Result
2402.000000	PASS

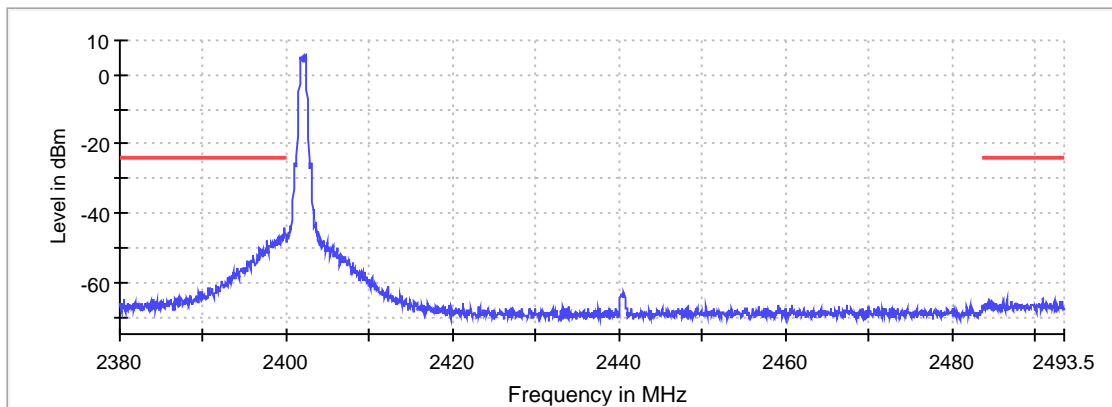
### Inband Peak

Frequency (MHz)	Level (dBm)
2402.025000	5.9

### Measurements

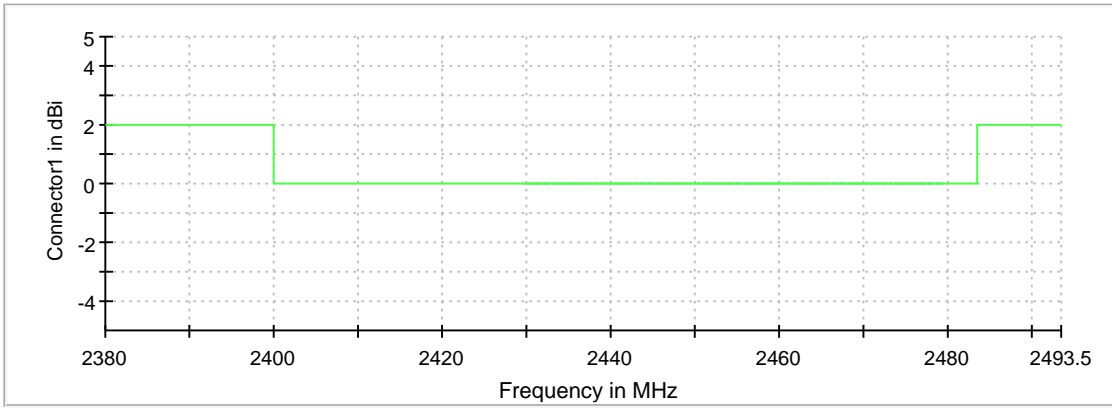
Frequency (MHz)	Level (dBm)	Margin (dB)	Limit (dBm)	Result
2399.775000	-44.3	20.2	-24.1	PASS
2399.825000	-45.6	21.5	-24.1	PASS
2399.875000	-45.8	21.7	-24.1	PASS
2399.475000	-46.2	22.2	-24.1	PASS
2399.925000	-46.3	22.2	-24.1	PASS
2399.675000	-46.6	22.5	-24.1	PASS
2399.075000	-46.7	22.7	-24.1	PASS
2399.425000	-46.8	22.7	-24.1	PASS
2398.975000	-46.8	22.7	-24.1	PASS
2399.325000	-46.9	22.8	-24.1	PASS
2399.575000	-47.0	22.9	-24.1	PASS
2399.725000	-47.1	23.0	-24.1	PASS
2399.975000	-47.2	23.2	-24.1	PASS
2399.375000	-47.3	23.2	-24.1	PASS
2399.275000	-47.4	23.3	-24.1	PASS

Band Edge



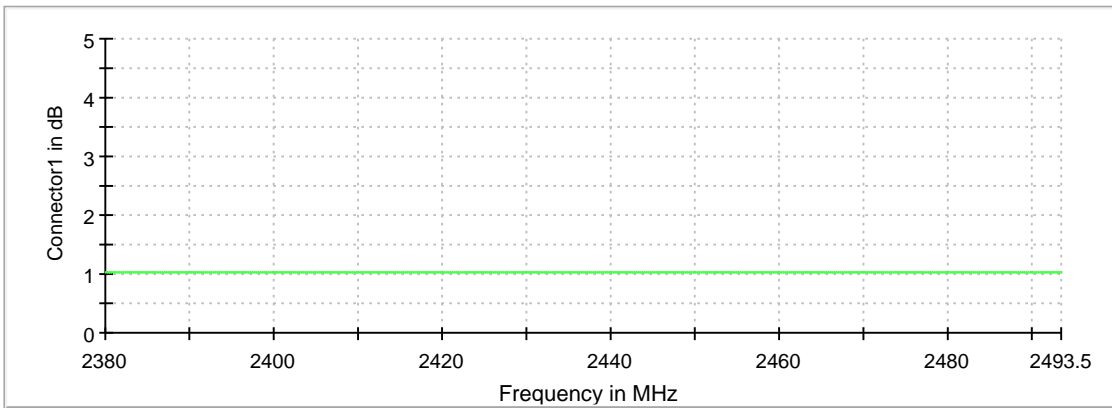


Gain



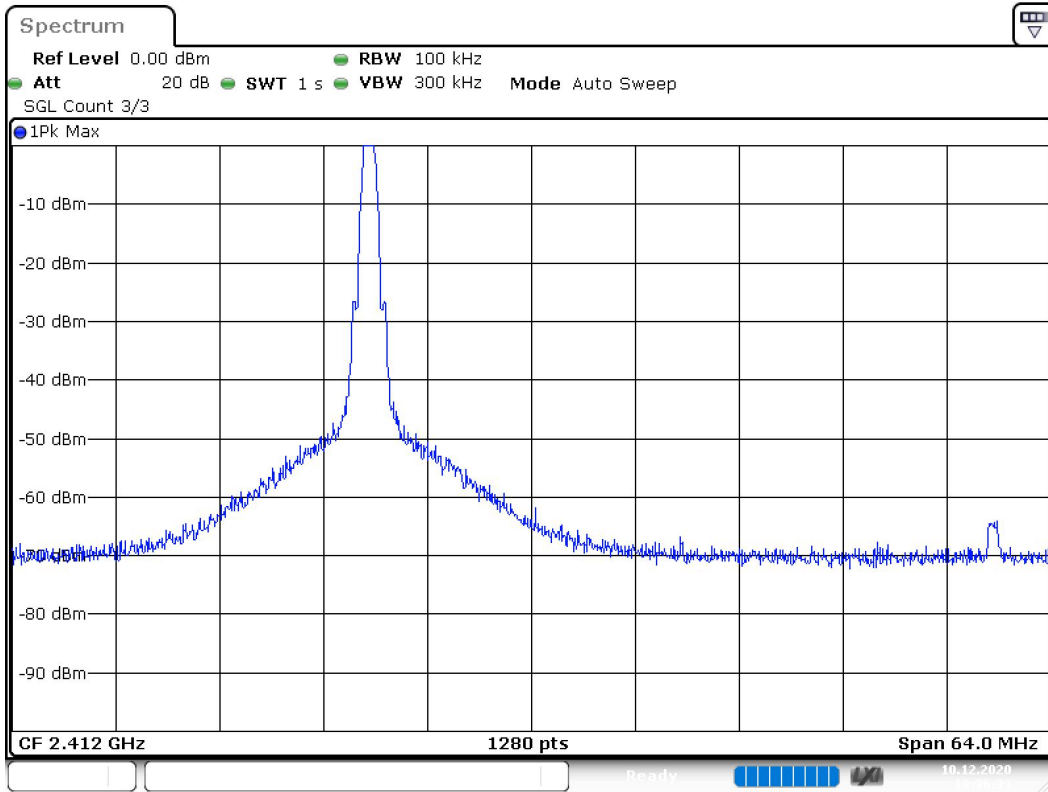
Connector1

Attenuation



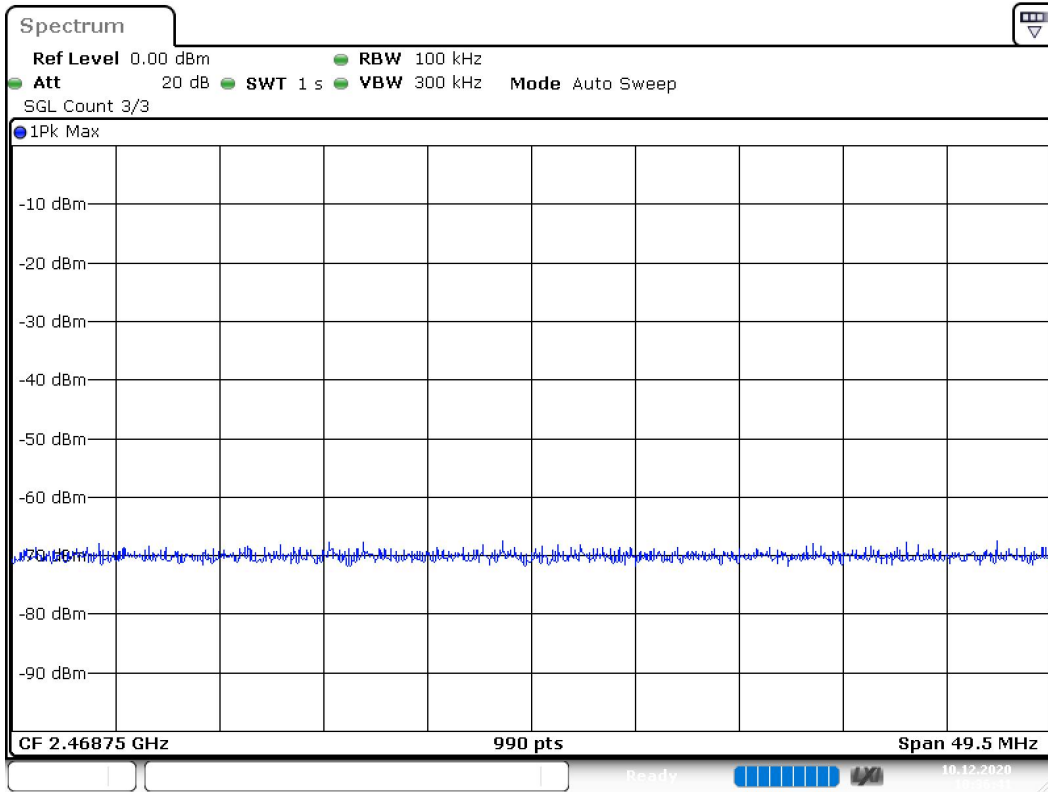
Connector1

Band Edge Connector 1\_0



Date: 10.DEC.2020 10:36:34

Band Edge Connector 1\_1



Date: 10.DEC.2020 10:36:41

### Measurement 1

Setting	Instrument Value	Target Value
Start Frequency	2.38000 GHz	2.38000 GHz
Stop Frequency	2.44400 GHz	2.44400 GHz
Span	64.000 MHz	64.000 MHz
RBW	100.000 kHz	<= 100.000 kHz
VBW	300.000 kHz	>= 300.000 kHz
SweepPoints	1280	~ 1280
SweepTime	1.000 s	1.000 s
Reference Level	0.000 dBm	0.000 dBm
Attenuation	20.000 dB	20.000 dB
Detector	MaxPeak	MaxPeak
SweepCount	3	3
Filter	3 dB	3 dB
Trace Mode	Max Hold	Max Hold
SweepType	Sweep	AUTO
Preamp	off	off

### Measurement 2

Setting	Instrument Value	Target Value
Start Frequency	2.44400 GHz	2.44400 GHz
Stop Frequency	2.49350 GHz	2.49350 GHz
Span	49.500 MHz	49.500 MHz
RBW	100.000 kHz	<= 100.000 kHz
VBW	300.000 kHz	>= 300.000 kHz
SweepPoints	990	~ 990
SweepTime	1.000 s	1.000 s
Reference Level	0.000 dBm	0.000 dBm

<b>Setting</b>	<b>Instrument Value</b>	<b>Target Value</b>
<b>Attenuation</b>	<b>20.000 dB</b>	<b>20.000 dB</b>
<b>Detector</b>	<b>MaxPeak</b>	<b>MaxPeak</b>
<b>SweepCount</b>	<b>3</b>	<b>3</b>
<b>Filter</b>	<b>3 dB</b>	<b>3 dB</b>
<b>Trace Mode</b>	<b>Max Hold</b>	<b>Max Hold</b>
<b>SweepType</b>	<b>Sweep</b>	<b>AUTO</b>
<b>Preamp</b>	<b>off</b>	<b>off</b>

## Tx Spurious Emission (2402 MHz; 24.000 dBm; 1 MHz)

Customized settings.

### Result

DUT Frequency (MHz)	Result
2402.000000	PASS

### Final measurements

Frequency (MHz)	Level Pre Measurement (dBm)	level (dBm)	Limit (dBm)	Margin (dB)	Result
---	---	---	---	---	---

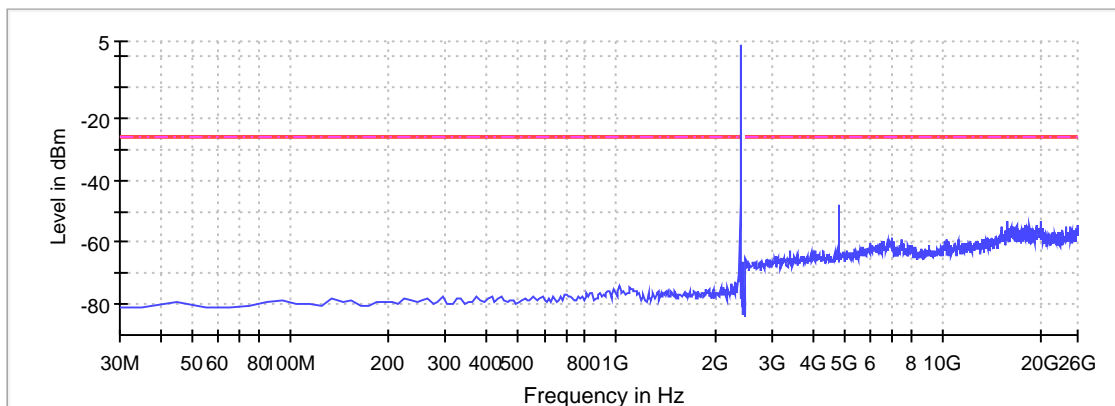
### Pre Measurements

Frequency (MHz)	Level (dBm)	Margin (dB)	Limit (dBm)
2395.021008	-47.4	21.2	-26.1
4807.166065	-47.9	21.8	-26.1
15810.849235	-53.1	27.0	-26.1
19888.508394	-53.2	27.1	-26.1
17909.644390	-54.2	28.1	-26.1
16820.269762	-54.2	28.1	-26.1
19528.714938	-54.5	28.4	-26.1
25885.065980	-54.5	28.4	-26.1
18519.294411	-54.6	28.5	-26.1
18239.455057	-54.8	28.7	-26.1
16180.636953	-54.8	28.7	-26.1
16140.659902	-54.9	28.7	-26.1
19878.514131	-54.9	28.8	-26.1
18269.437845	-54.9	28.8	-26.1
23886.213451	-55.0	28.8	-26.1

### Measurement Settings

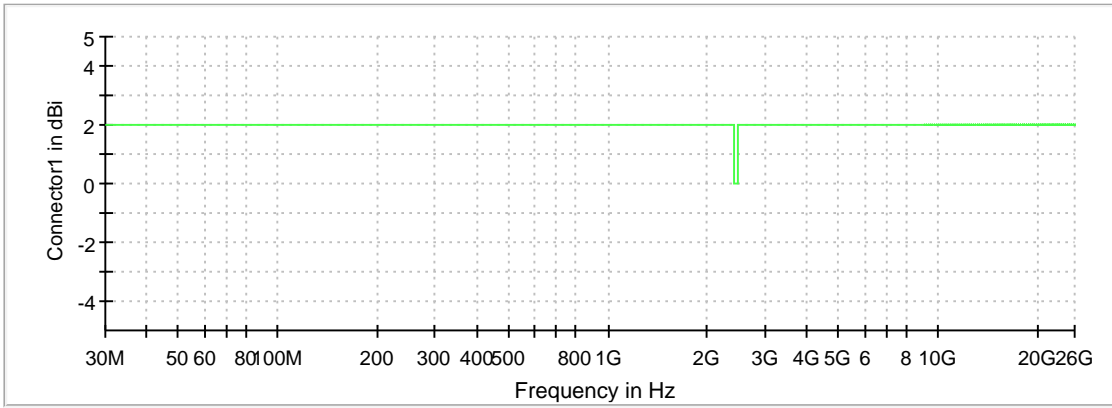
Start Frequency (MHz)	Stop Frequency (MHz)	Pre Measurement	Final Measurement
30.000000	2400.000000	1	1
2400.000000	2483.500000	1	1
2483.500000	26000.000000	1	1

Spurious



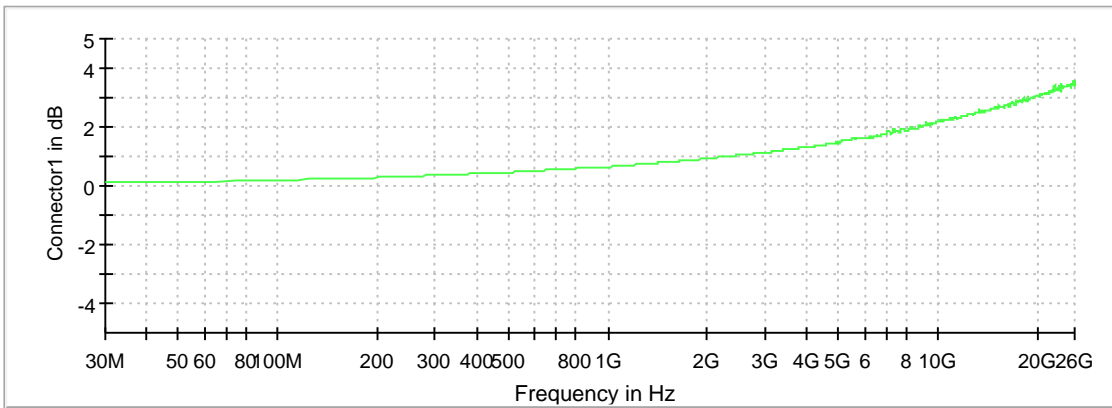
— Limit    — Sum Level    - - - Threshold    × Critical    × Final Critical

Gain



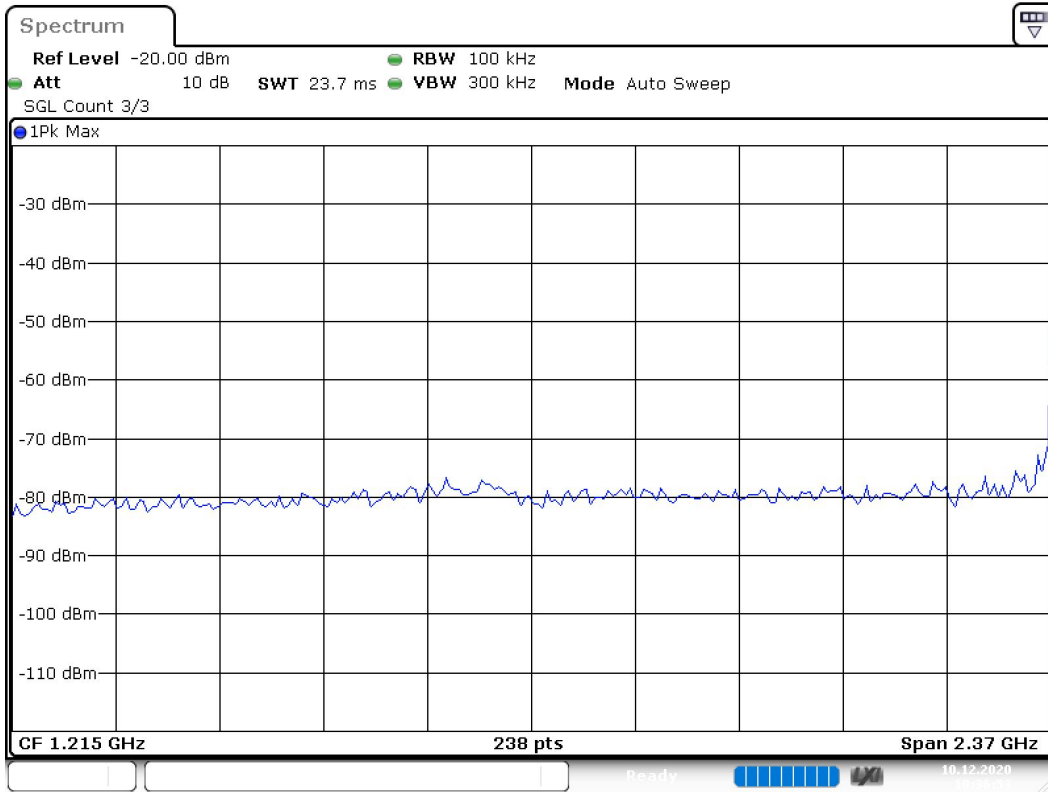
Connector1

Attenuation



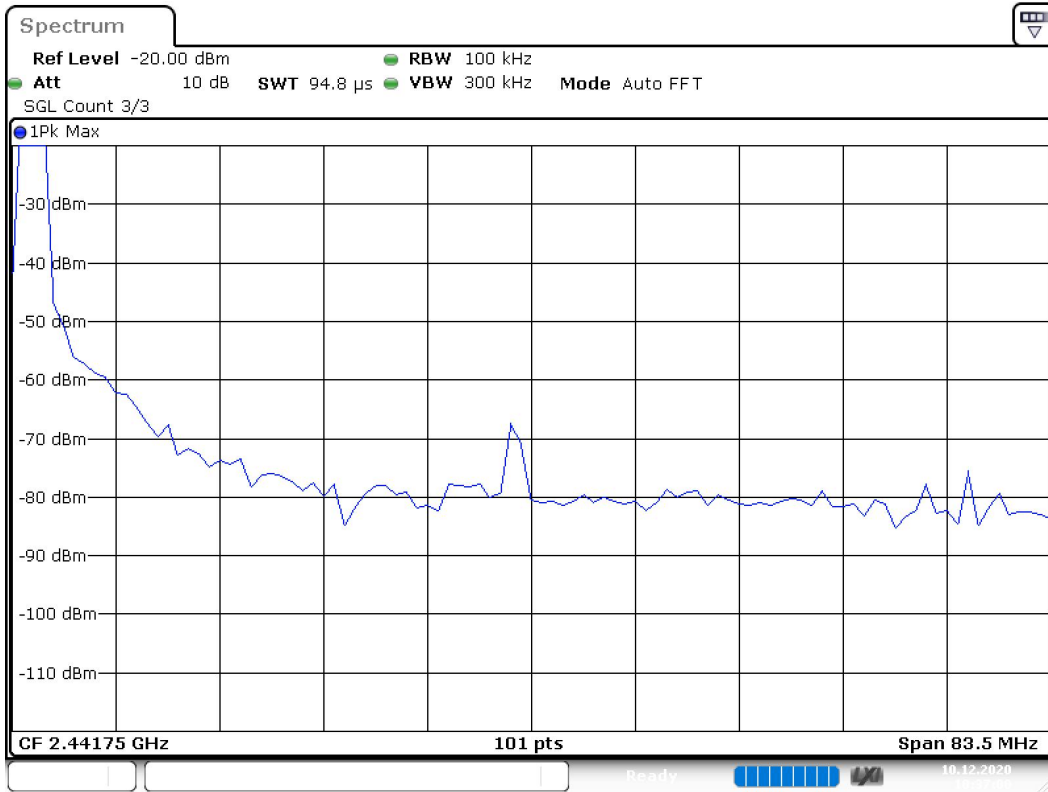
Connector1

Spurious Connector 1\_0



Date: 10.DEC.2020 10:36:54

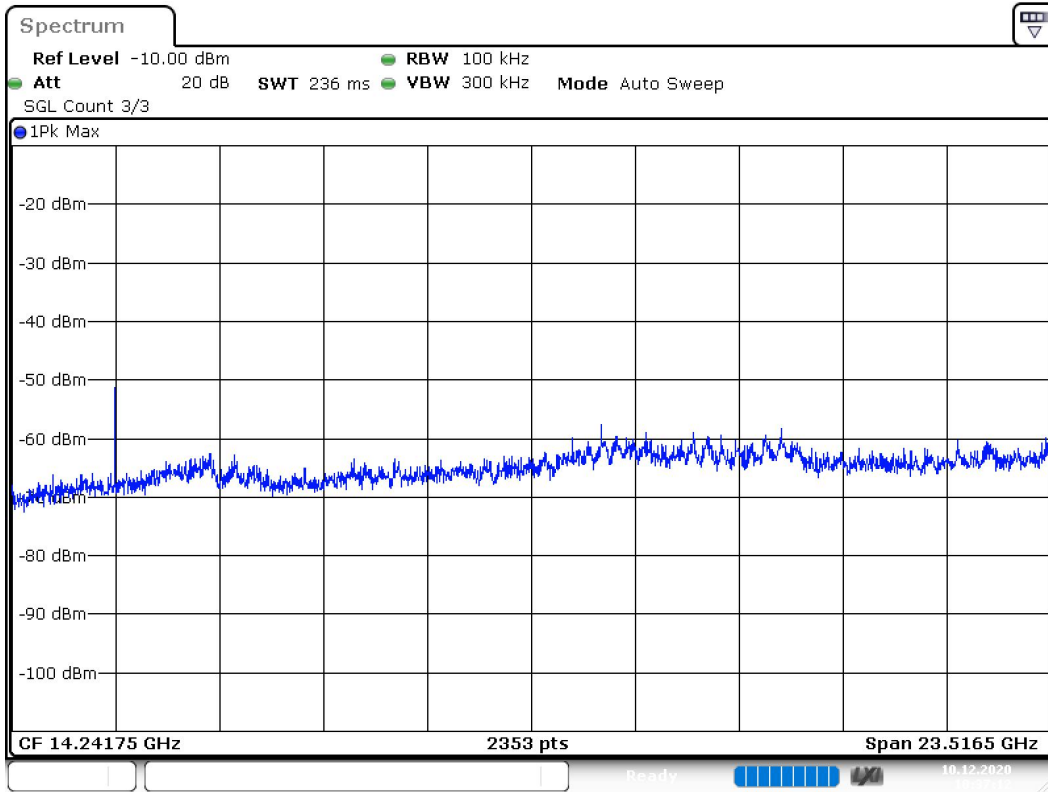
Spurious Connector 1\_1



Date: 10.DEC.2020 10:37:00

Spurious Connector 1\_2





Date: 10.DEC.2020 10:37:12

### Pre Measurement 1

Setting	Instrument Value	Target Value
RBW	100.000 kHz	<= 100.000 kHz
VBW	300.000 kHz	>= 300.000 kHz
SweepPoints	238	~ 238
SweepTime	23.700 ms	AUTO
Reference Level	-20.000 dBm	-30.000 dBm
Attenuation	10.000 dB	AUTO
Detector	MaxPeak	MaxPeak
SweepCount	3	3
Filter	3 dB	3 dB
Trace Mode	Max Hold	Max Hold
Sweeptype	Sweep	AUTO
Preamp	off	off

## Emissions in restricted frequency bands (Average) (2402 MHz; 24.000 dBm; 1 MHz)

Customized settings.

### Result

DUT Frequency (MHz)	Result
2402.000000	PASS

### Final measurements

Frequency (MHz)	Level Pre Measurement (dBm)	level (dBm)	Limit (dBm)	Margin (dB)	Result
---	---	---	---	---	---

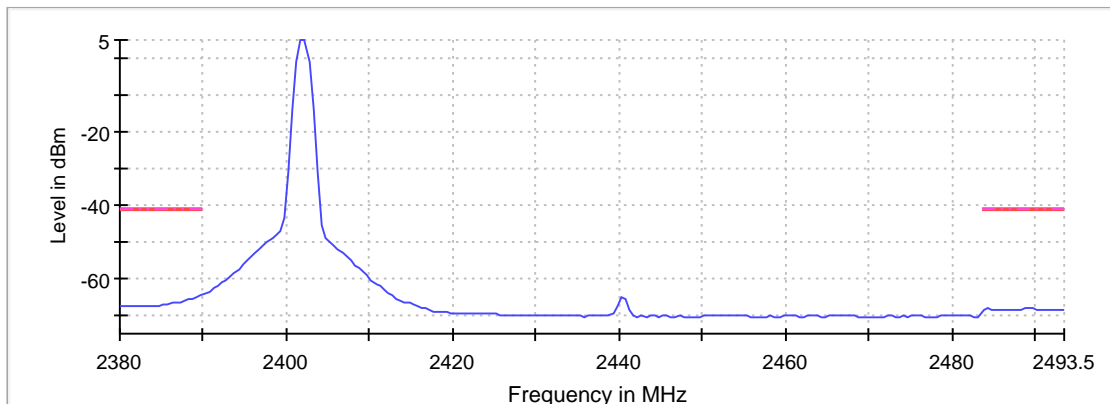
### Pre Measurements

Frequency (MHz)	Level (dBm)	Margin (dB)	Limit (dBm)
2389.750000	-64.4	23.2	-41.2
2389.250000	-65.0	23.8	-41.2
2388.750000	-65.3	24.1	-41.2
2388.250000	-65.7	24.5	-41.2
2387.750000	-66.0	24.8	-41.2
2387.250000	-66.3	25.1	-41.2
2386.750000	-66.4	25.2	-41.2
2386.250000	-66.6	25.4	-41.2
2385.750000	-66.9	25.7	-41.2
2385.250000	-67.2	26.0	-41.2
2384.750000	-67.3	26.1	-41.2
2381.250000	-67.3	26.1	-41.2
2380.250000	-67.3	26.1	-41.2
2380.000000	-67.3	26.1	-41.2
2383.750000	-67.4	26.2	-41.2

### Measurement Settings

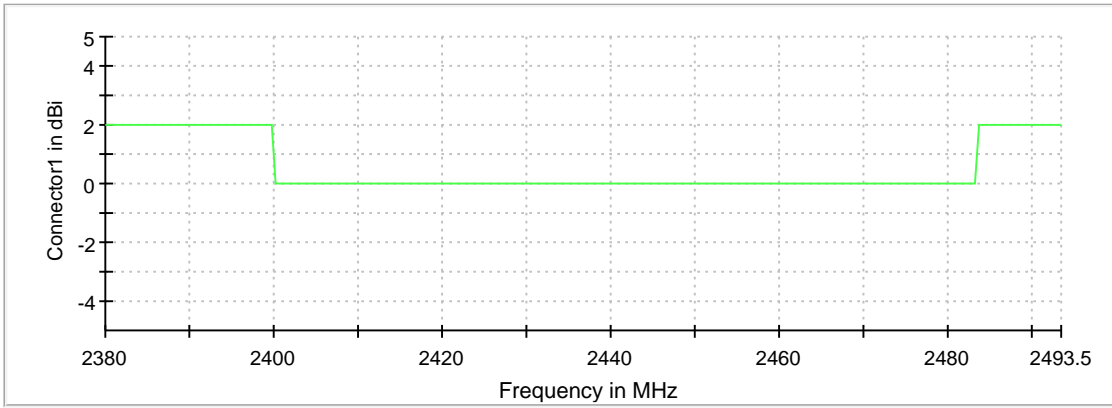
Start Frequency (MHz)	Stop Frequency (MHz)	Pre Measurement	Final Measurement
2380.000000	2493.500000	1	1

Restricted Band



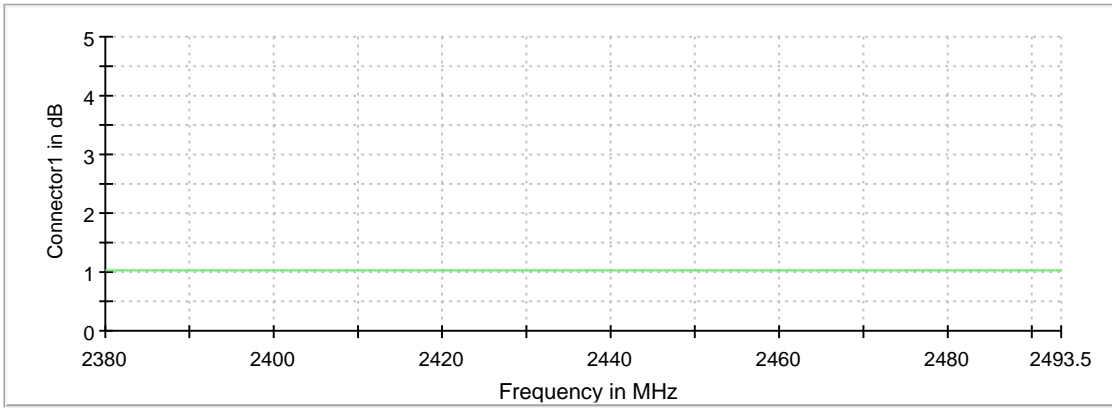
— Limit    - - - - Threshold    × Critical    — Sum Level    × Final Critical

Gain



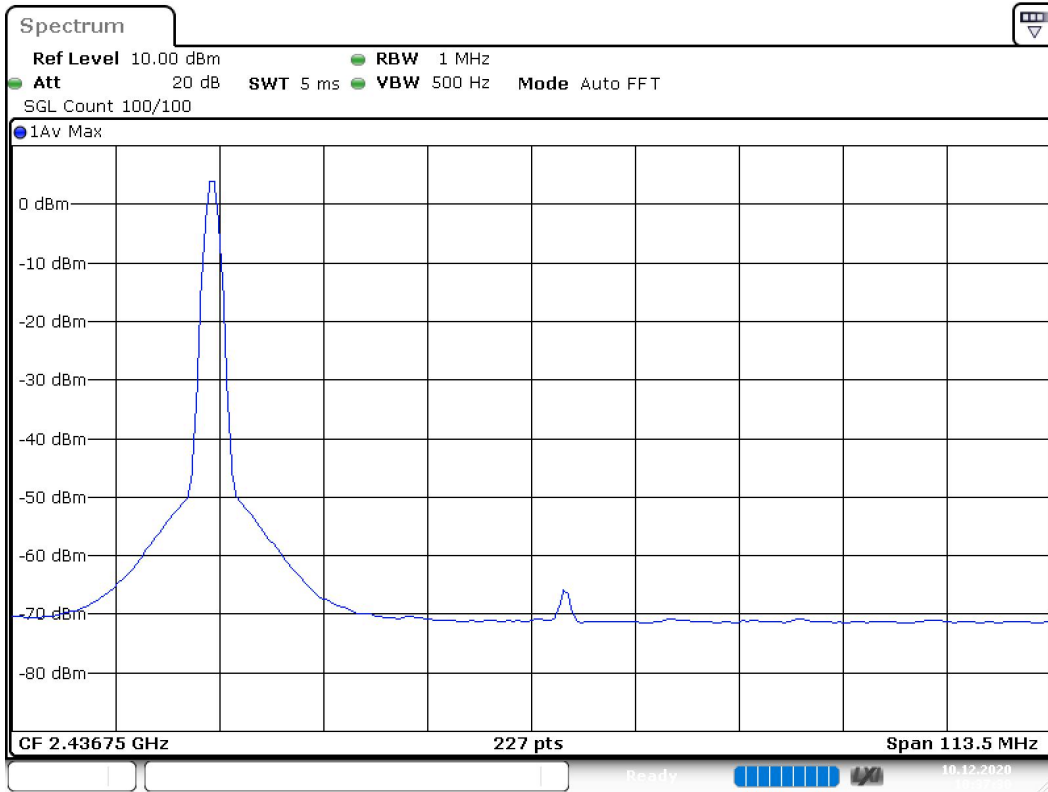
Connector1

Attenuation



Connector1

Restricted Band Connector 1\_0



Date: 10.DEC.2020 10:37:30

### Pre Measurement 1

Setting	Instrument Value	Target Value
RBW	1.000 MHz	<= 1.000 MHz
VBW	500.000 Hz	>= 400.000 Hz
SweepPoints	227	~ 227
SweepTime	5.048 ms	AUTO
Reference Level	10.000 dBm	10.000 dBm
Attenuation	20.000 dB	20.000 dB
Detector	Average	Average
SweepCount	100	100
Filter	3 dB	3 dB
Trace Mode	Max Hold	Max Hold
Sweeptype	FFT	AUTO
Preamp	off	off

## Emissions in restricted frequency bands (Peak) (2402 MHz; 24.000 dBm; 1 MHz)

Customized settings.

### Result

DUT Frequency (MHz)	Result
2402.000000	PASS

### Final measurements

Frequency (MHz)	Level Pre Measurement (dBm)	level (dBm)	Limit (dBm)	Margin (dB)	Result
---	---	---	---	---	---

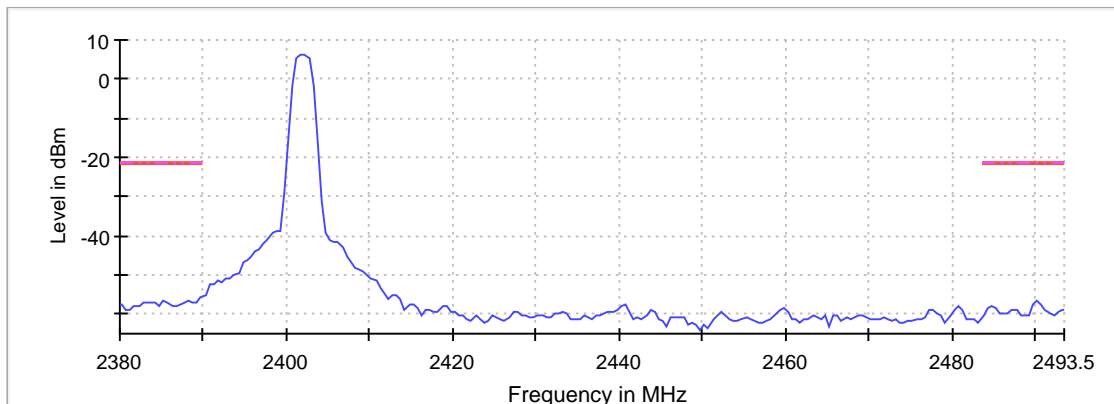
### Pre Measurements

Frequency (MHz)	Level (dBm)	Margin (dB)	Limit (dBm)
2389.750000	-55.6	34.4	-21.2
2385.250000	-56.7	35.5	-21.2
2388.250000	-56.7	35.5	-21.2
2490.250000	-56.8	35.6	-21.2
2388.750000	-56.9	35.7	-21.2
2387.750000	-56.9	35.7	-21.2
2383.750000	-56.9	35.7	-21.2
2385.750000	-56.9	35.7	-21.2
2382.750000	-57.0	35.8	-21.2
2389.250000	-57.1	35.9	-21.2
2384.250000	-57.2	36.0	-21.2
2383.250000	-57.2	36.0	-21.2
2380.250000	-57.5	36.3	-21.2
2380.000000	-57.5	36.3	-21.2
2490.750000	-57.7	36.5	-21.2

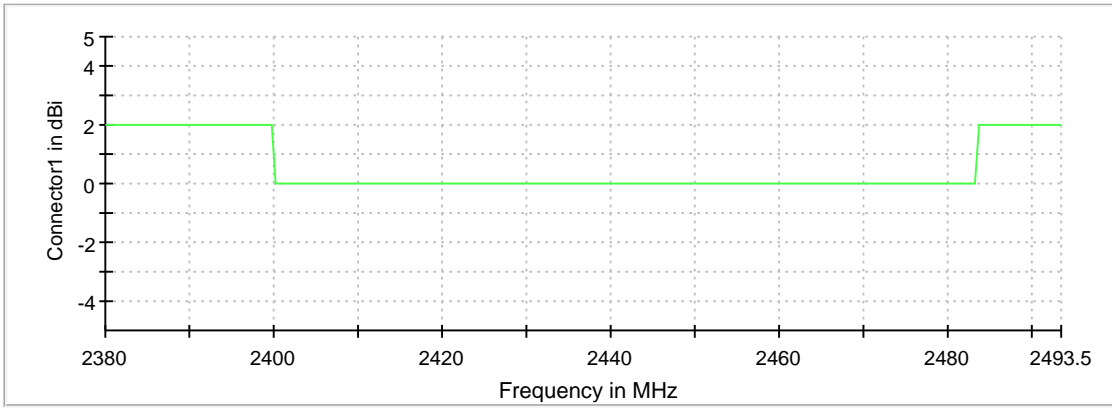
### Measurement Settings

Start Frequency (MHz)	Stop Frequency (MHz)	Pre Measurement	Final Measurement
2380.000000	2493.500000	1	2

Restricted Band

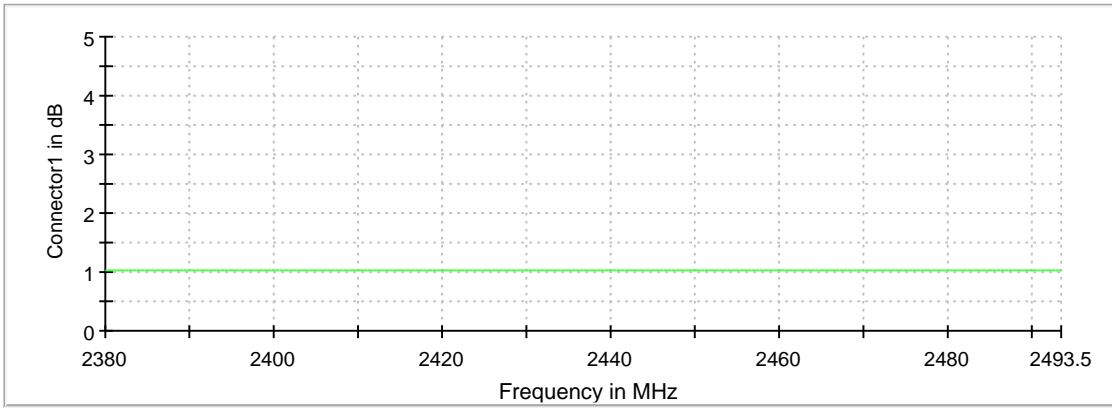


Gain



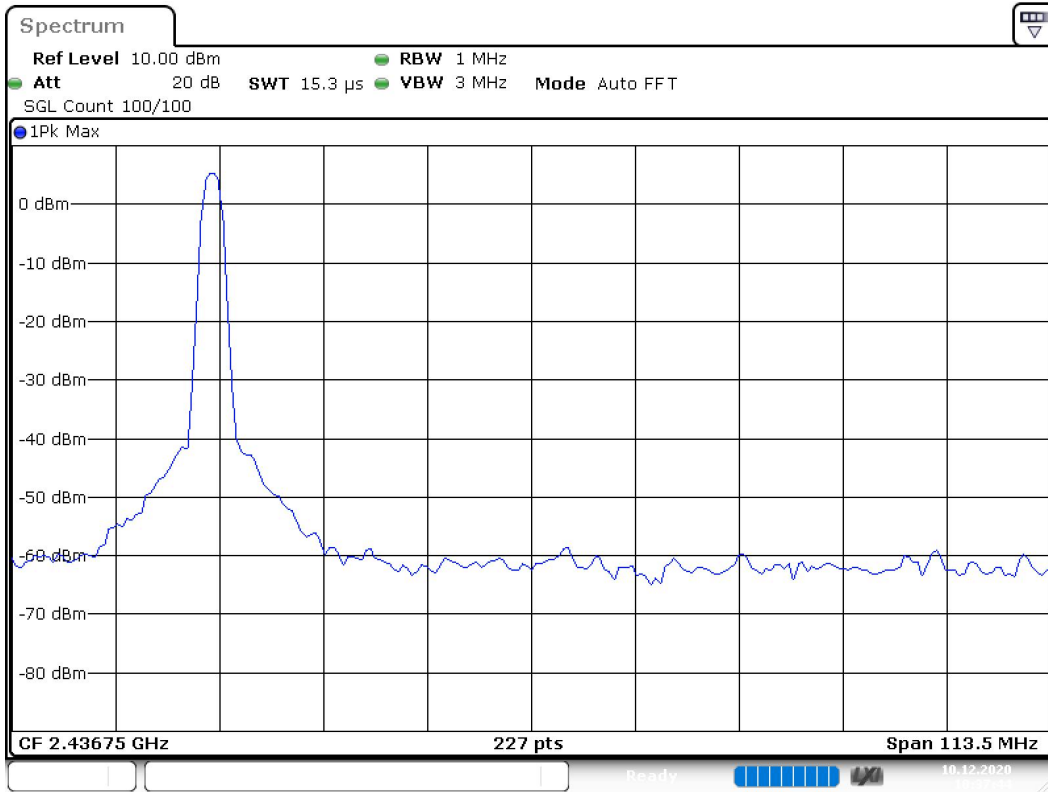
Connector1

Attenuation



Connector1

Restricted Band Connector 1\_0



Date: 10.DEC.2020 10:37:44

### Pre Measurement 1

Setting	Instrument Value	Target Value
RBW	1.000 MHz	<= 1.000 MHz
VBW	3.000 MHz	>= 3.000 MHz
SweepPoints	227	~ 227
SweepTime	15.250 μs	AUTO
Reference Level	10.000 dBm	10.000 dBm
Attenuation	20.000 dB	20.000 dB
Detector	MaxPeak	MaxPeak
SweepCount	100	100
Filter	3 dB	3 dB
Trace Mode	Max Hold	Max Hold
Sweeptype	FFT	AUTO
Preamp	off	off

## Minimum Emission Bandwidth 6 dB (2442 MHz; 24.000 dBm; 1 MHz)

Customized settings.

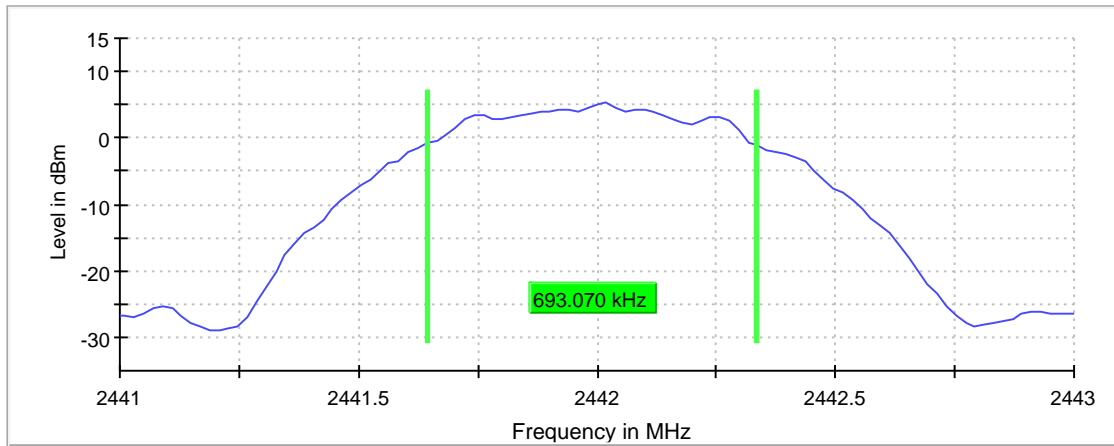
### 6 dB Bandwidth

DUT Frequency (MHz)	Bandwidth (MHz)	Limit Min (MHz)	Limit Max (MHz)	Band Edge Left (MHz)	Band Edge Right (MHz)
2442.000000	0.693070	0.500000	---	2441.643564	2442.336634

(continuation of the "6 dB Bandwidth" table from column 6 ...)

DUT Frequency (MHz)	Max Level (dBm)	Result
2442.000000	5.2	PASS

6 dB Bandwidth



Bandwidth





Date: 10.DEC.2020 10:38:38

## Occupied Channel Bandwidth 99% (2442 MHz; 24.000 dBm; 1 MHz)

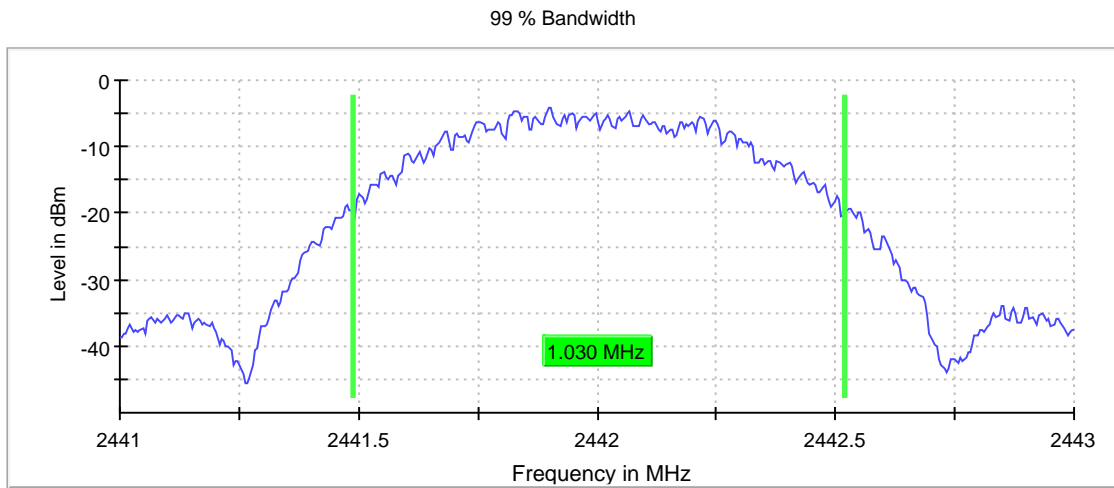
Customized settings.

### 99 % Bandwidth

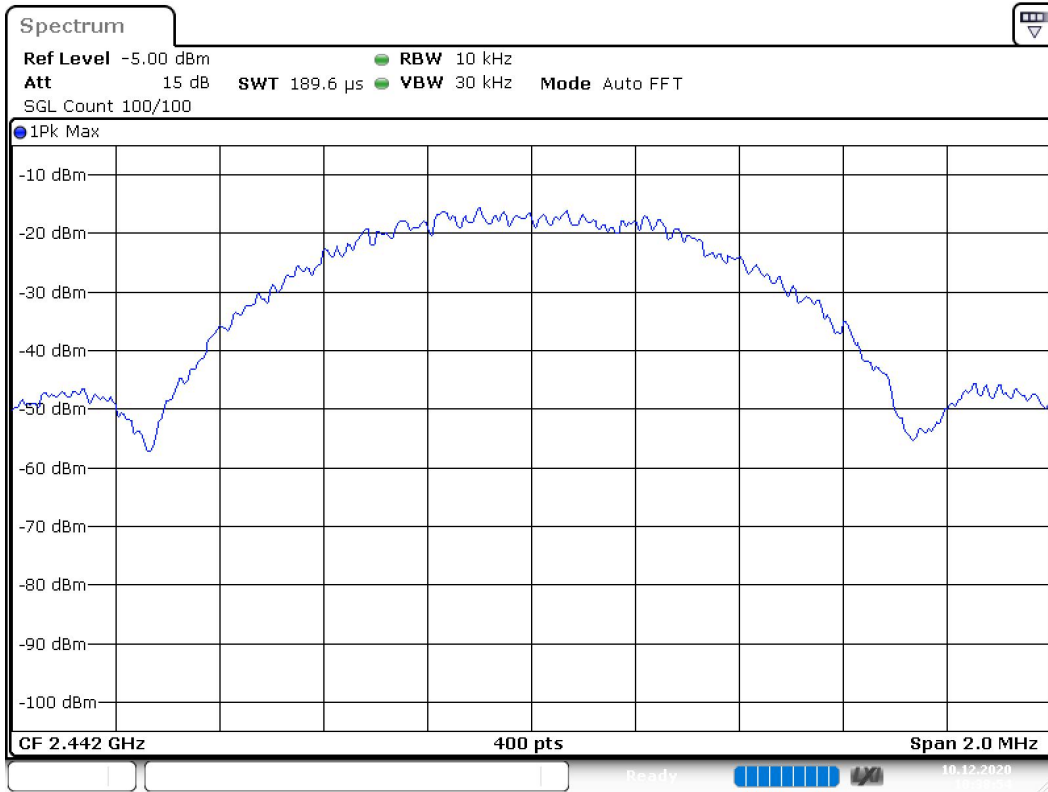
DUT Frequency (MHz)	Bandwidth (MHz)	Limit Min (MHz)	Limit Max (MHz)	Band Edge Left (MHz)	Band Edge Right (MHz)
2442.000000	1.030000	---	---	2441.487500	2442.517500

(continuation of the "99 % Bandwidth" table from column 6 ...)

DUT Frequency (MHz)	Result
2442.000000	PASS



Bandwidth



Date: 10.DEC.2020 10:38:54

## Tx Spurious Emission (2442 MHz; 24.000 dBm; 1 MHz)

Customized settings.

### Result

DUT Frequency (MHz)	Result
2442.000000	PASS

### Final measurements

Frequency (MHz)	Level Pre Measurement (dBm)	level (dBm)	Limit (dBm)	Margin (dB)	Result
---	---	---	---	---	---

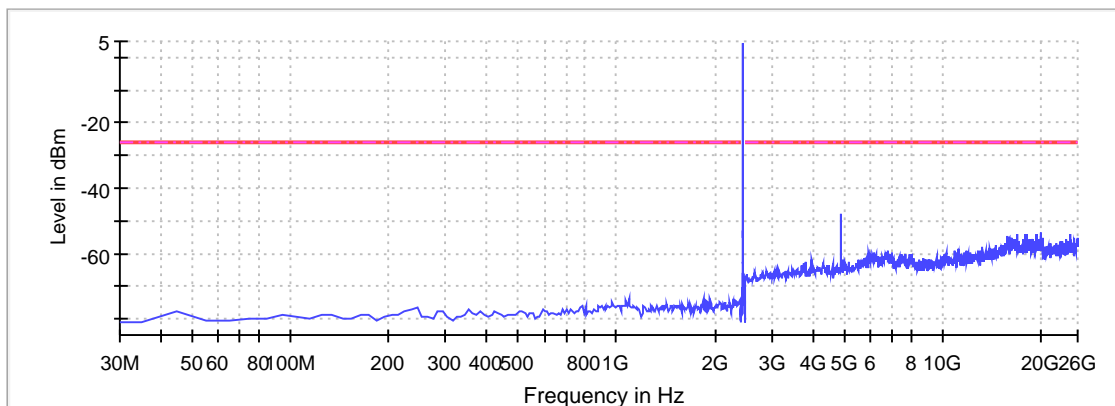
### Pre Measurements

Frequency (MHz)	Level (dBm)	Margin (dB)	Limit (dBm)
4887.120166	-48.1	22.3	-25.7
19868.519868	-53.7	28.0	-25.7
17869.667340	-53.8	28.1	-25.7
19528.714938	-54.2	28.5	-25.7
18219.466532	-54.2	28.5	-25.7
24565.823311	-54.2	28.5	-25.7
16850.252550	-54.3	28.6	-25.7
19558.697726	-54.3	28.6	-25.7
19508.726413	-54.4	28.6	-25.7
19918.491181	-54.4	28.7	-25.7
18189.483744	-54.5	28.7	-25.7
18209.472269	-54.8	29.0	-25.7
18239.455057	-54.8	29.1	-25.7
15830.837760	-54.9	29.1	-25.7
16150.654165	-54.9	29.2	-25.7

### Measurement Settings

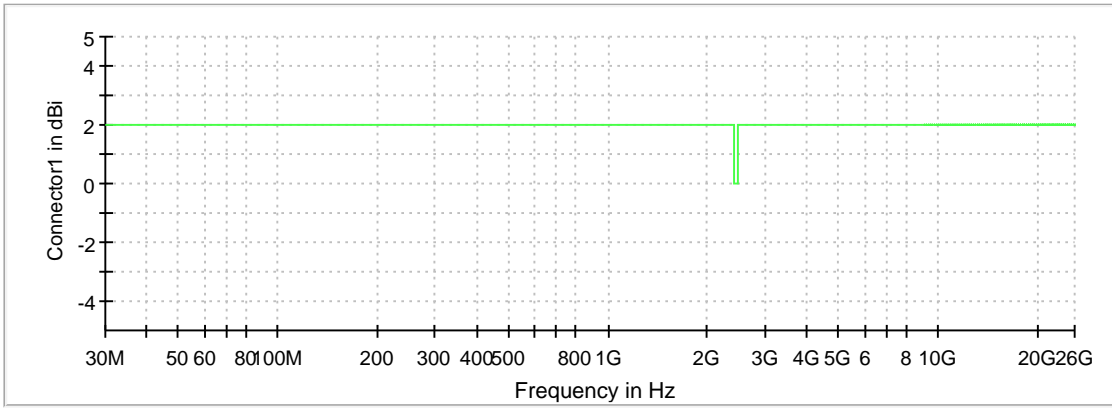
Start Frequency (MHz)	Stop Frequency (MHz)	Pre Measurement	Final Measurement
30.000000	2400.000000	1	1
2400.000000	2483.500000	1	1
2483.500000	26000.000000	1	1

Spurious



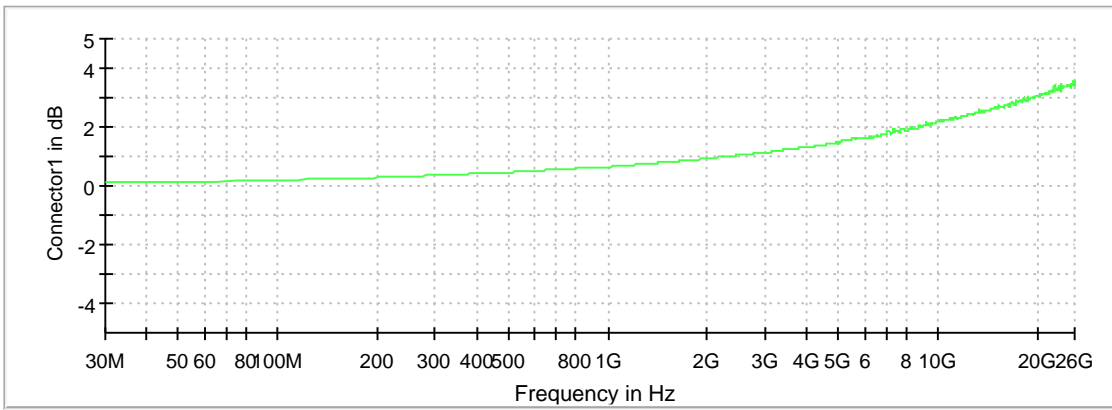
— Limit    — Sum Level    - - - Threshold    × Critical    × Final Critical

Gain



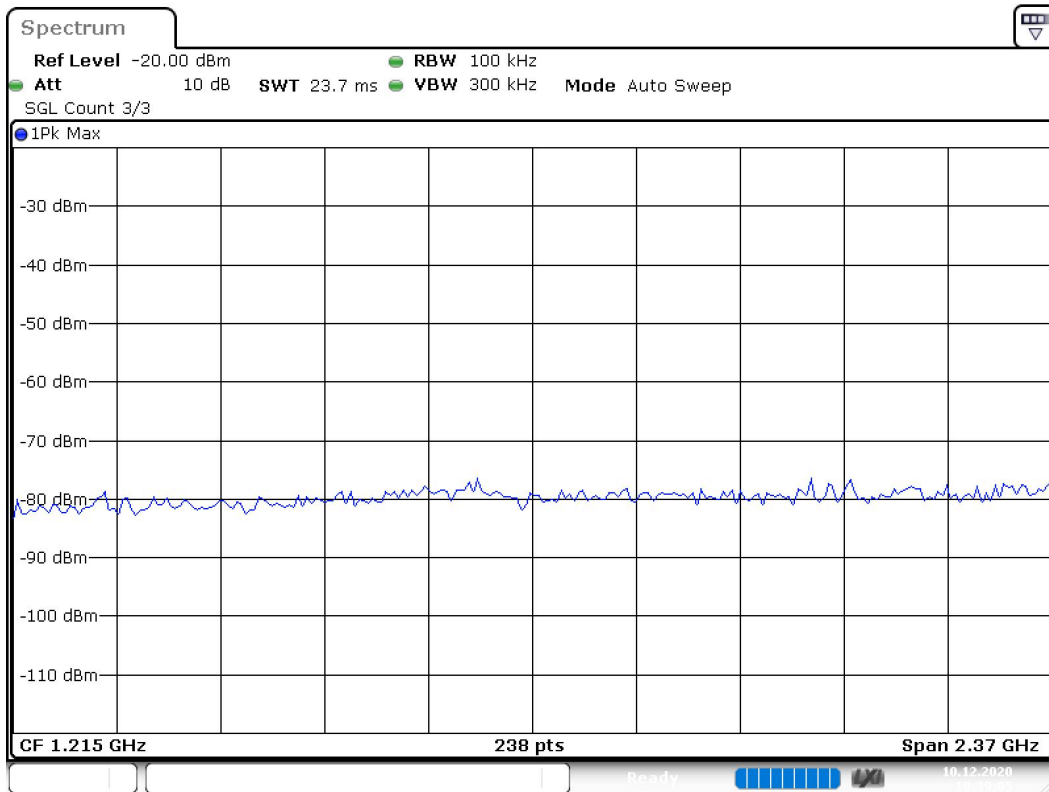
Connector1

Attenuation



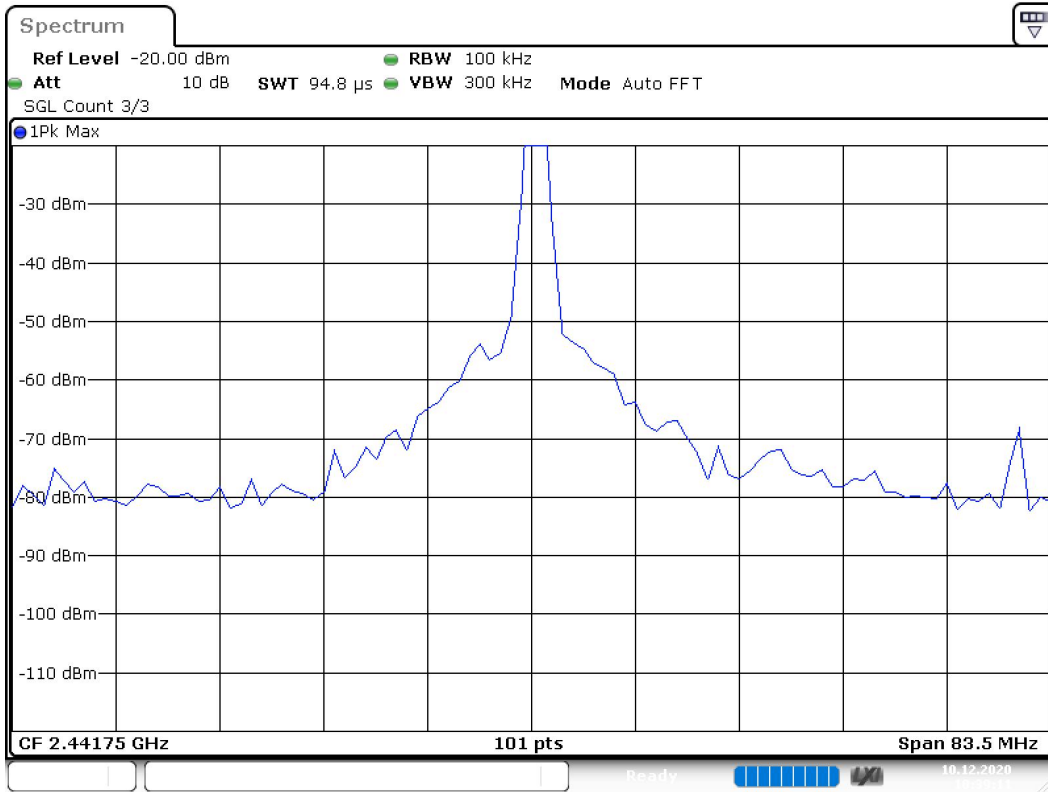
Connector1

Spurious Connector 1\_0



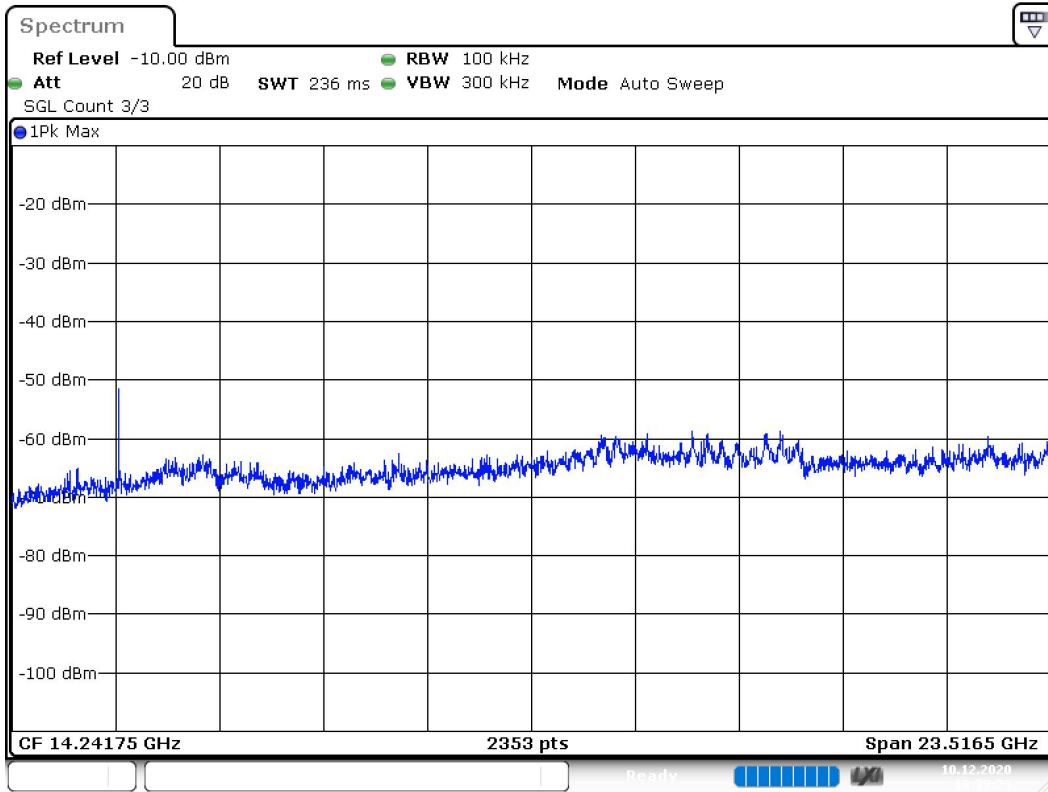
Date: 10.DEC.2020 10:39:05

Spurious Connector 1\_1



Date: 10.DEC.2020 10:39:11

Spurious Connector 1\_2



Date: 10.DEC.2020 10:39:23



## Minimum Emission Bandwidth 6 dB (2480 MHz; 24.000 dBm; 1 MHz)

Customized settings.

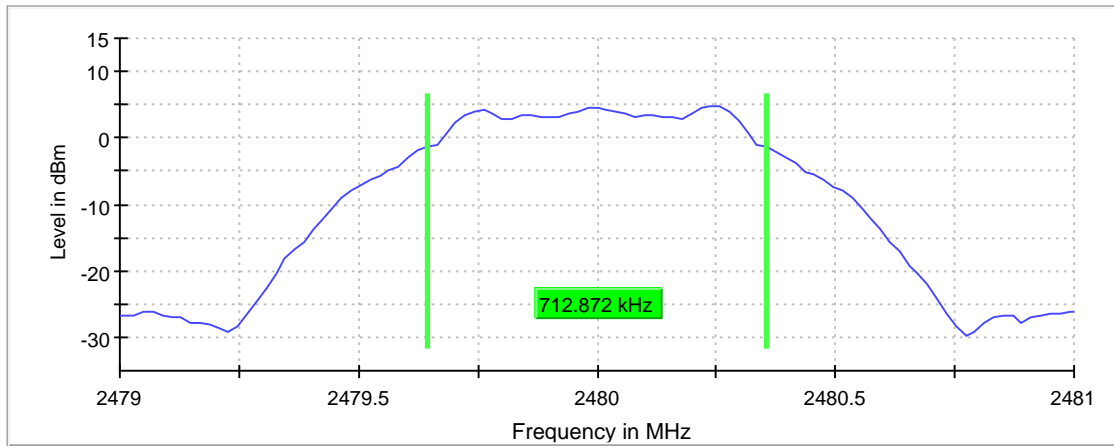
### 6 dB Bandwidth

DUT Frequency (MHz)	Bandwidth (MHz)	Limit Min (MHz)	Limit Max (MHz)	Band Edge Left (MHz)	Band Edge Right (MHz)
2480.000000	0.712872	0.500000	---	2479.643564	2480.356436

(continuation of the "6 dB Bandwidth" table from column 6 ...)

DUT Frequency (MHz)	Max Level (dBm)	Result
2480.000000	4.8	PASS

6 dB Bandwidth



Bandwidth



Date: 10.DEC.2020 10:41:47

## Occupied Channel Bandwidth 99% (2480 MHz; 24.000 dBm; 1 MHz)

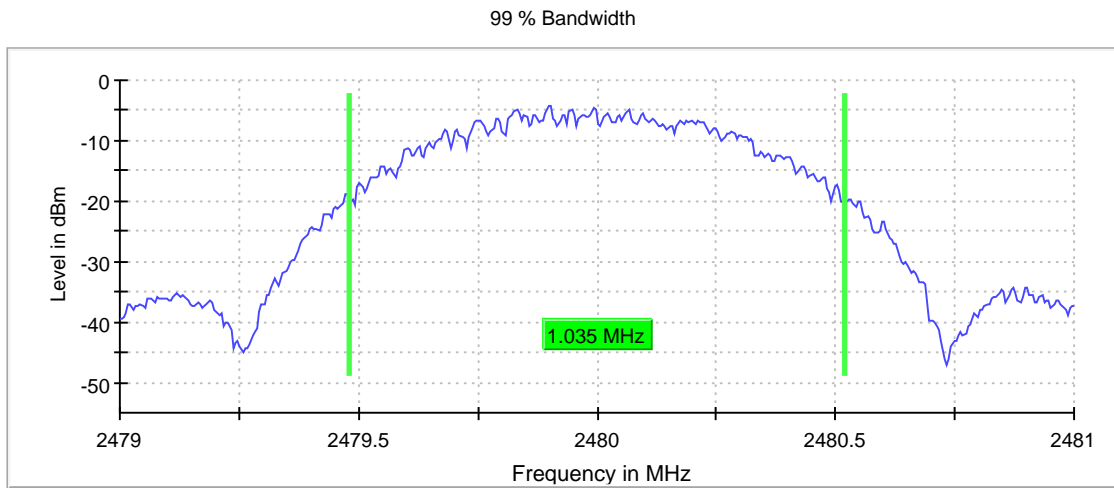
Customized settings.

### 99 % Bandwidth

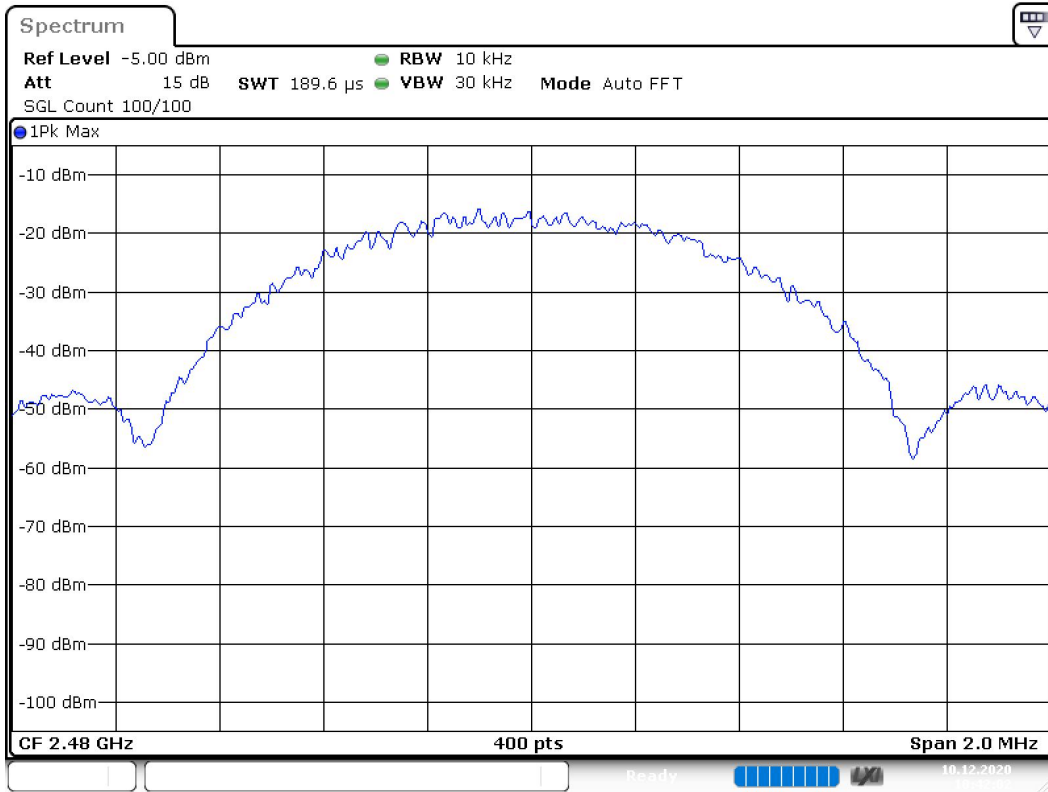
DUT Frequency (MHz)	Bandwidth (MHz)	Limit Min (MHz)	Limit Max (MHz)	Band Edge Left (MHz)	Band Edge Right (MHz)
2480.000000	1.035000	---	---	2479.482500	2480.517500

(continuation of the "99 % Bandwidth" table from column 6 ...)

DUT Frequency (MHz)	Result
2480.000000	PASS



Bandwidth



Date: 10.DEC.2020 10:42:03

## Band Edge low (2480 MHz; 24.000 dBm; 1 MHz)

Customized settings.

### Result

DUT Frequency (MHz)	Result
2480.000000	PASS

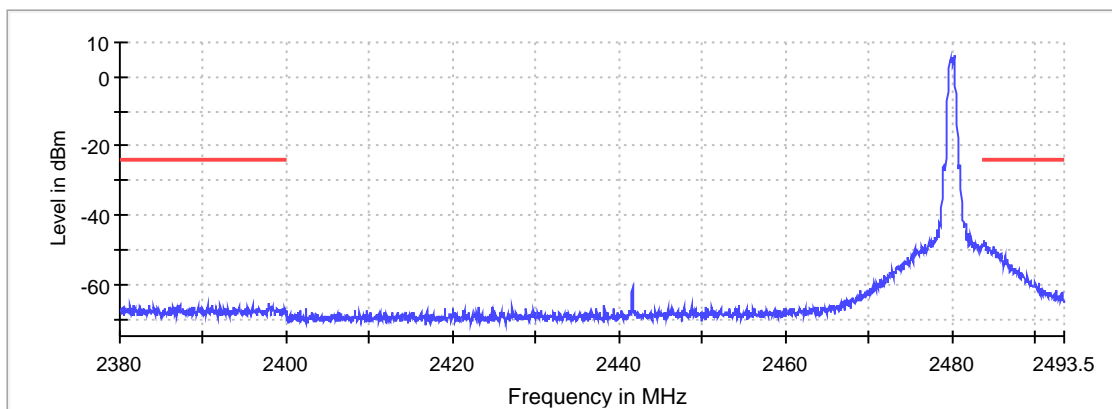
### Inband Peak

Frequency (MHz)	Level (dBm)
2480.275000	6.2

### Measurements

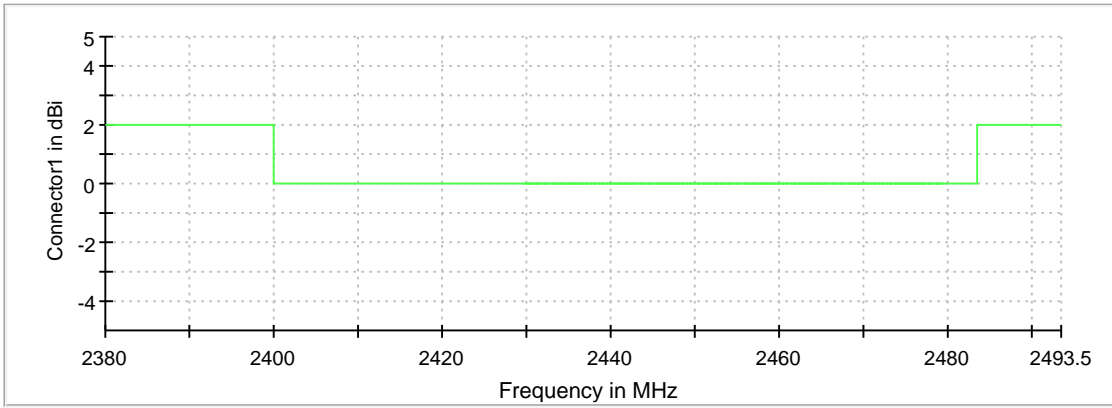
Frequency (MHz)	Level (dBm)	Margin (dB)	Limit (dBm)	Result
2483.825000	-47.2	23.4	-23.8	PASS
2484.075000	-47.8	24.0	-23.8	PASS
2484.125000	-48.1	24.3	-23.8	PASS
2483.725000	-48.3	24.5	-23.8	PASS
2483.575000	-48.4	24.6	-23.8	PASS
2483.925000	-48.5	24.7	-23.8	PASS
2483.775000	-48.6	24.8	-23.8	PASS
2484.025000	-48.8	25.0	-23.8	PASS
2485.025000	-48.8	25.0	-23.8	PASS
2483.525000	-48.9	25.1	-23.8	PASS
2484.325000	-49.1	25.3	-23.8	PASS
2483.875000	-49.1	25.3	-23.8	PASS
2483.675000	-49.2	25.4	-23.8	PASS
2483.975000	-49.2	25.4	-23.8	PASS
2484.475000	-49.5	25.7	-23.8	PASS

Band Edge



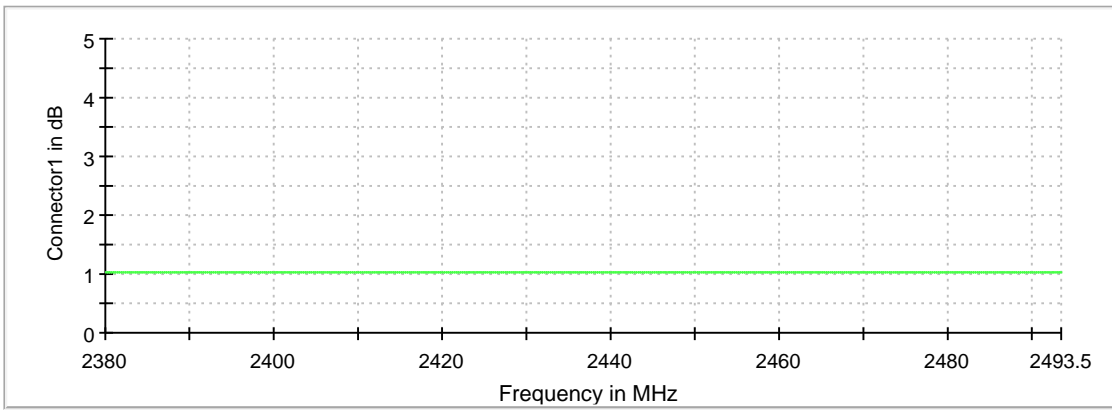
— Limit    — Sum Level    × Fail

Gain



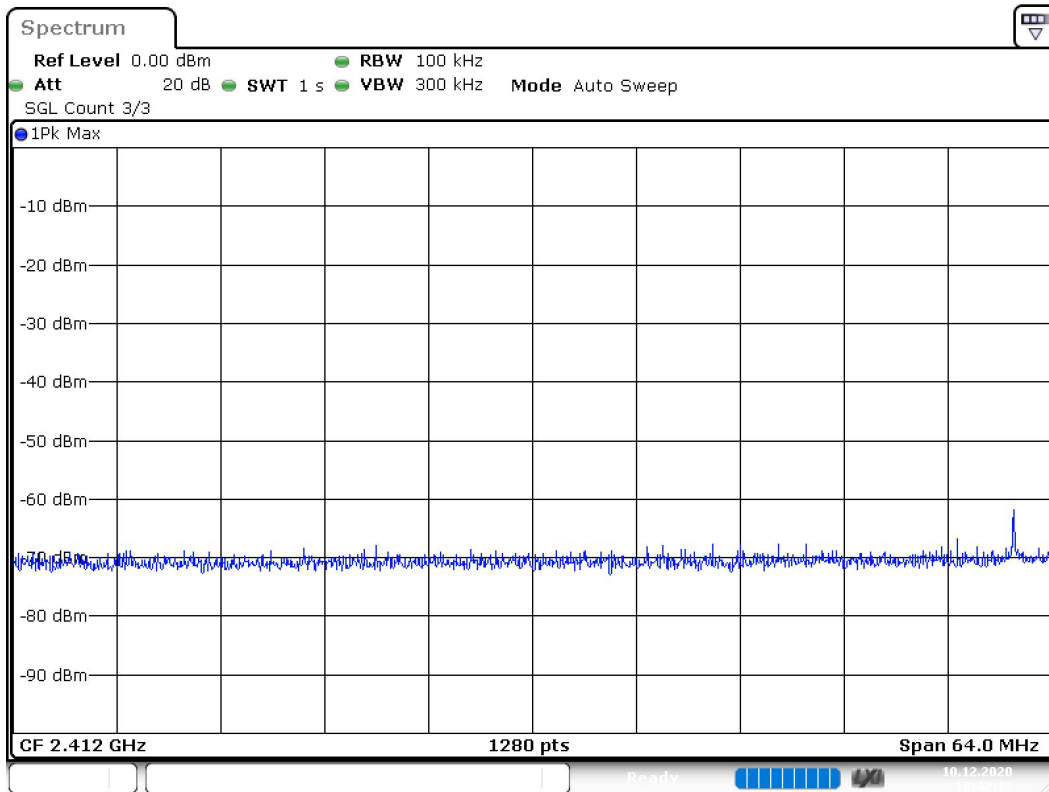
Connector1

Attenuation



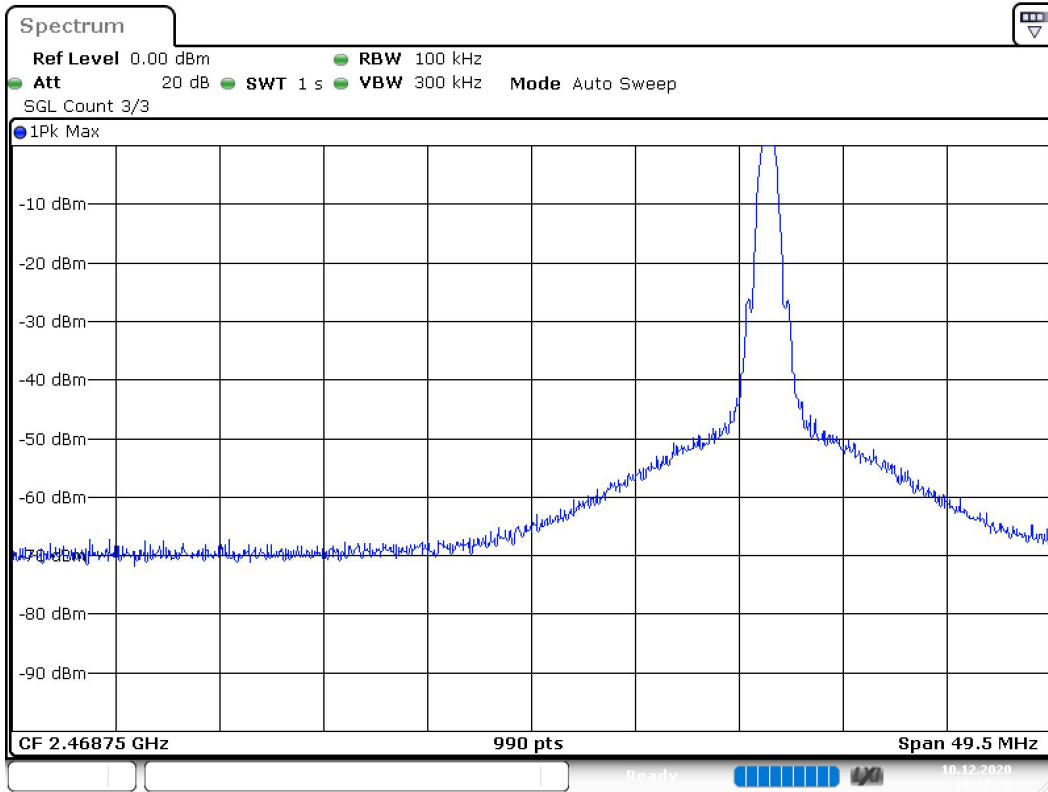
Connector1

Band Edge Connector 1\_0



Date: 10.DEC.2020 10:42:14

Band Edge Connector 1\_1



Date: 10.DEC.2020 10:42:21



## Tx Spurious Emission (2480 MHz; 24.000 dBm; 1 MHz)

Customized settings.

### Result

DUT Frequency (MHz)	Result
2480.000000	PASS

### Final measurements

Frequency (MHz)	Level Pre Measurement (dBm)	level (dBm)	Limit (dBm)	Margin (dB)	Result
---	---	---	---	---	---

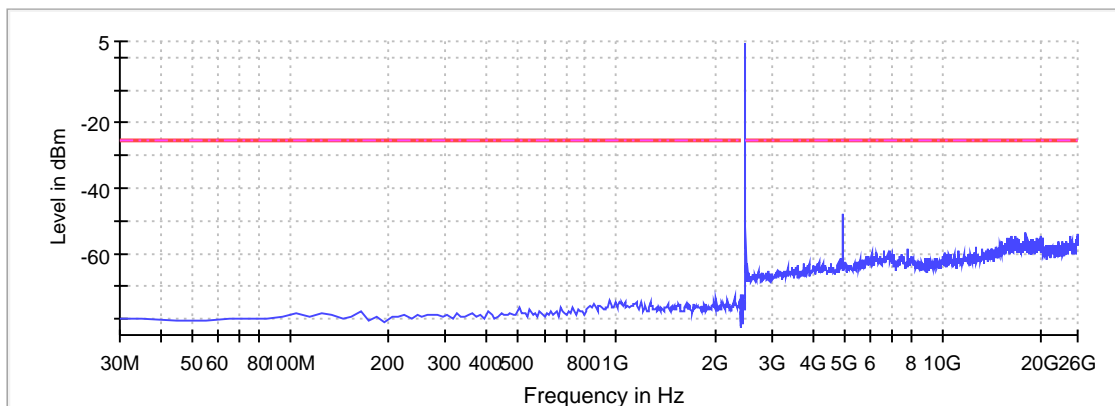
### Pre Measurements

Frequency (MHz)	Level (dBm)	Margin (dB)	Limit (dBm)
4957.080004	-47.7	22.4	-25.3
2488.497131	-51.5	26.2	-25.3
17899.650127	-53.3	27.9	-25.3
25895.060242	-54.3	28.9	-25.3
24485.869210	-54.4	29.0	-25.3
16170.642690	-54.4	29.1	-25.3
25935.037293	-54.5	29.1	-25.3
19938.479707	-54.8	29.4	-25.3
16600.395984	-54.8	29.5	-25.3
19918.491181	-54.9	29.5	-25.3
19878.514131	-54.9	29.6	-25.3
19908.496919	-55.0	29.6	-25.3
20288.278899	-55.0	29.7	-25.3
18269.437845	-55.1	29.8	-25.3
20178.342010	-55.2	29.9	-25.3

### Measurement Settings

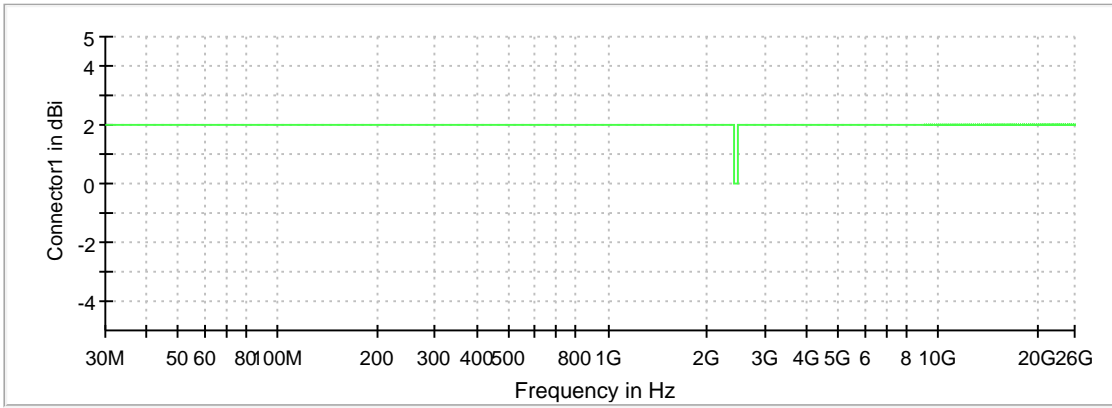
Start Frequency (MHz)	Stop Frequency (MHz)	Pre Measurement	Final Measurement
30.000000	2400.000000	1	1
2400.000000	2483.500000	1	1
2483.500000	26000.000000	1	1

Spurious



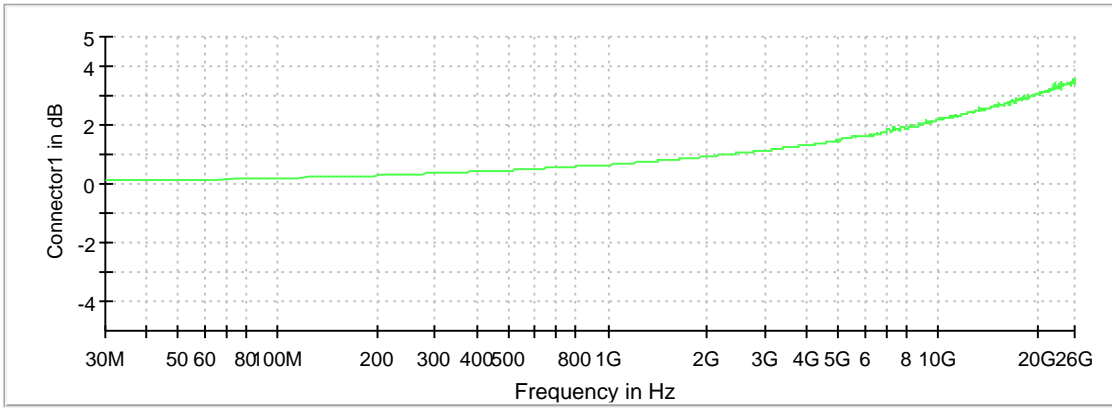
— Limit    — Sum Level    - - - Threshold    × Critical    × Final Critical

Gain



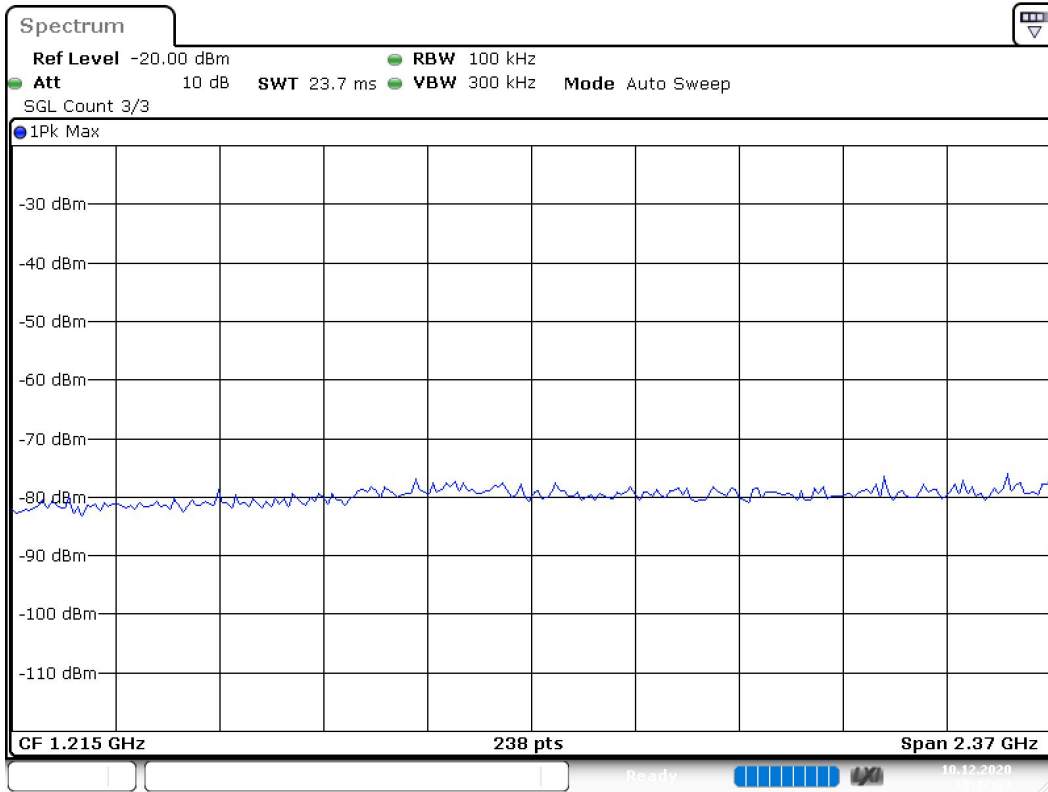
Connector1

Attenuation



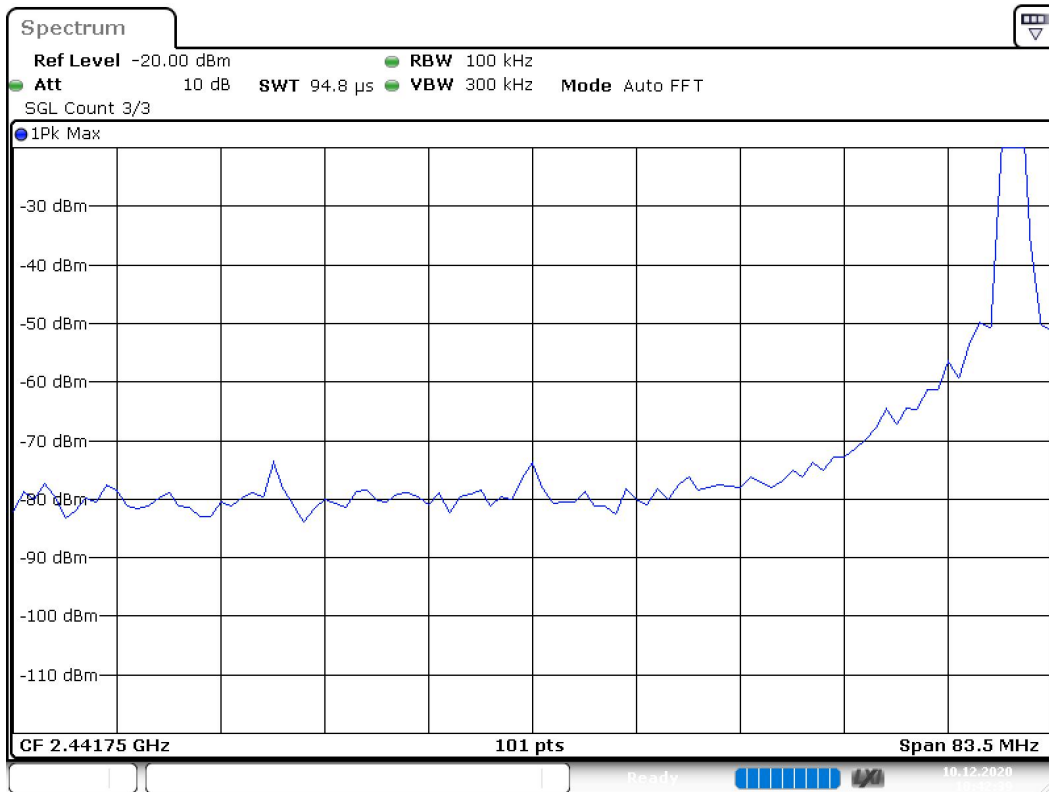
Connector1

Spurious Connector 1\_0



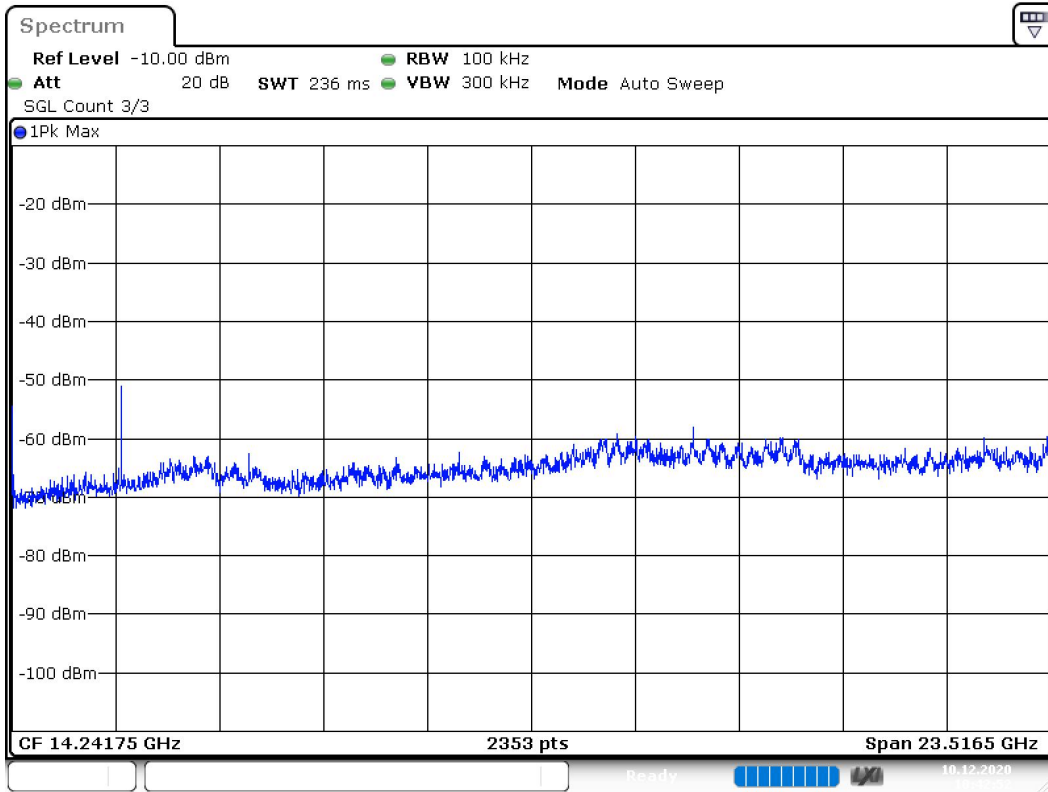
Date: 10.DEC.2020 10:42:34

Spurious Connector 1\_1



Date: 10.DEC.2020 10:42:40

Spurious Connector 1\_2



Date: 10.DEC.2020 10:42:52

## Emissions in restricted frequency bands (Average) (2480 MHz; 24.000 dBm; 1 MHz)

Customized settings.

### Result

DUT Frequency (MHz)	Result
2480.000000	PASS

### Final measurements

Frequency (MHz)	Level Pre Measurement (dBm)	level (dBm)	Limit (dBm)	Margin (dB)	Result
---	---	---	---	---	---

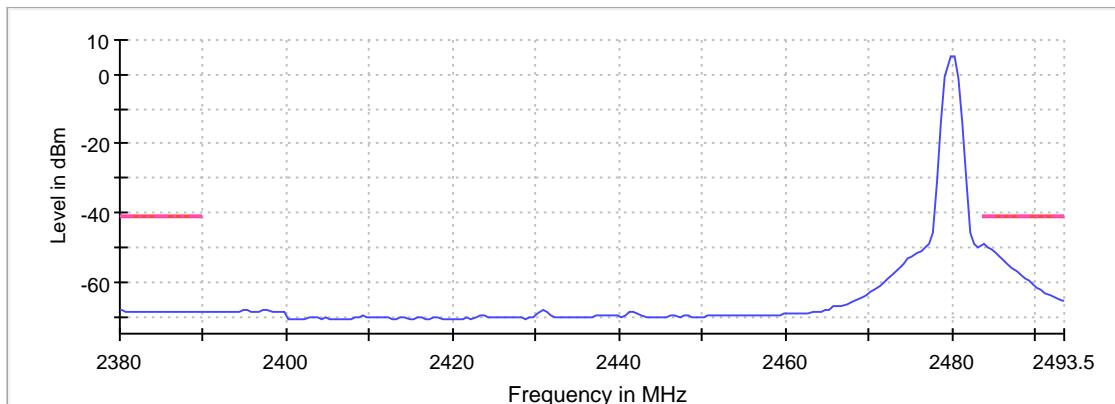
### Pre Measurements

Frequency (MHz)	Level (dBm)	Margin (dB)	Limit (dBm)
2483.750000	-49.0	7.8	-41.2
2484.250000	-49.9	8.7	-41.2
2484.750000	-50.7	9.5	-41.2
2485.250000	-51.6	10.4	-41.2
2485.750000	-52.7	11.5	-41.2
2486.250000	-53.8	12.6	-41.2
2486.750000	-54.9	13.7	-41.2
2487.250000	-56.0	14.8	-41.2
2487.750000	-57.0	15.8	-41.2
2488.250000	-58.0	16.8	-41.2
2488.750000	-59.0	17.8	-41.2
2489.250000	-59.8	18.6	-41.2
2489.750000	-60.7	19.5	-41.2
2490.250000	-61.7	20.5	-41.2
2490.750000	-62.5	21.3	-41.2

### Measurement Settings

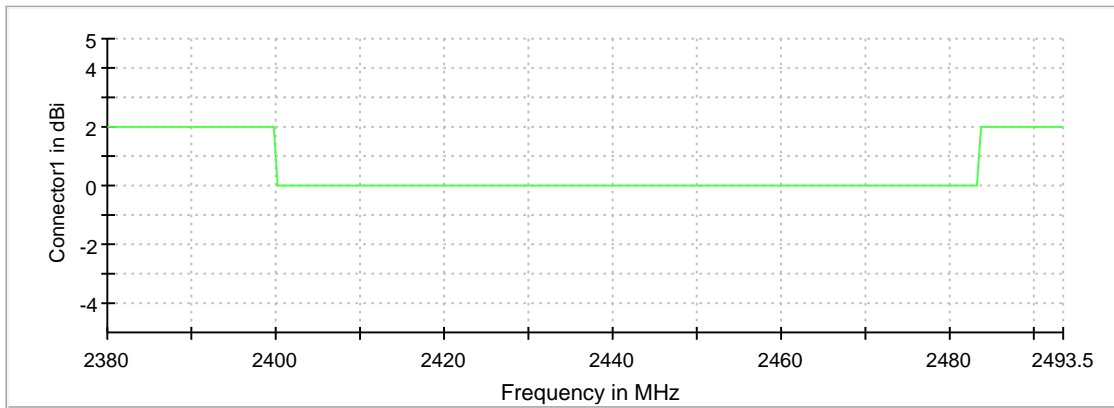
Start Frequency (MHz)	Stop Frequency (MHz)	Pre Measurement	Final Measurement
2380.000000	2493.500000	1	1

Restricted Band



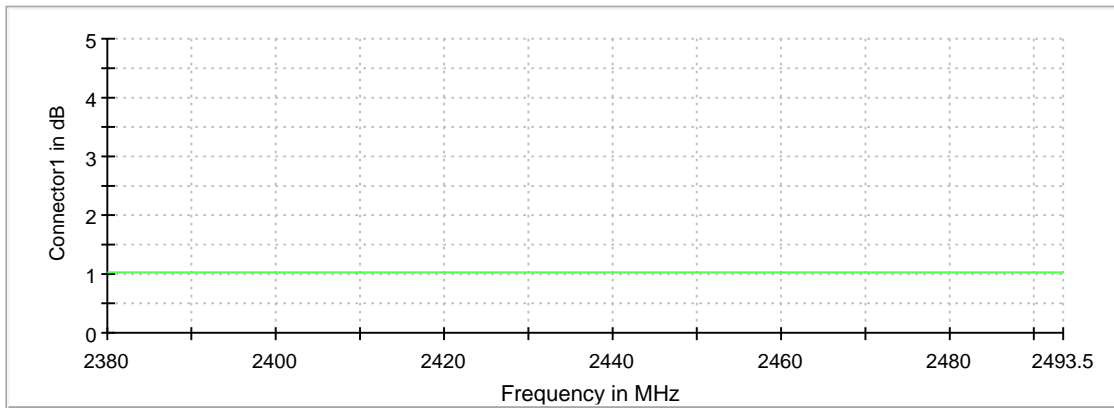
— Limit    - - - - Threshold    × Critical    — Sum Level    × Final Critical

Gain



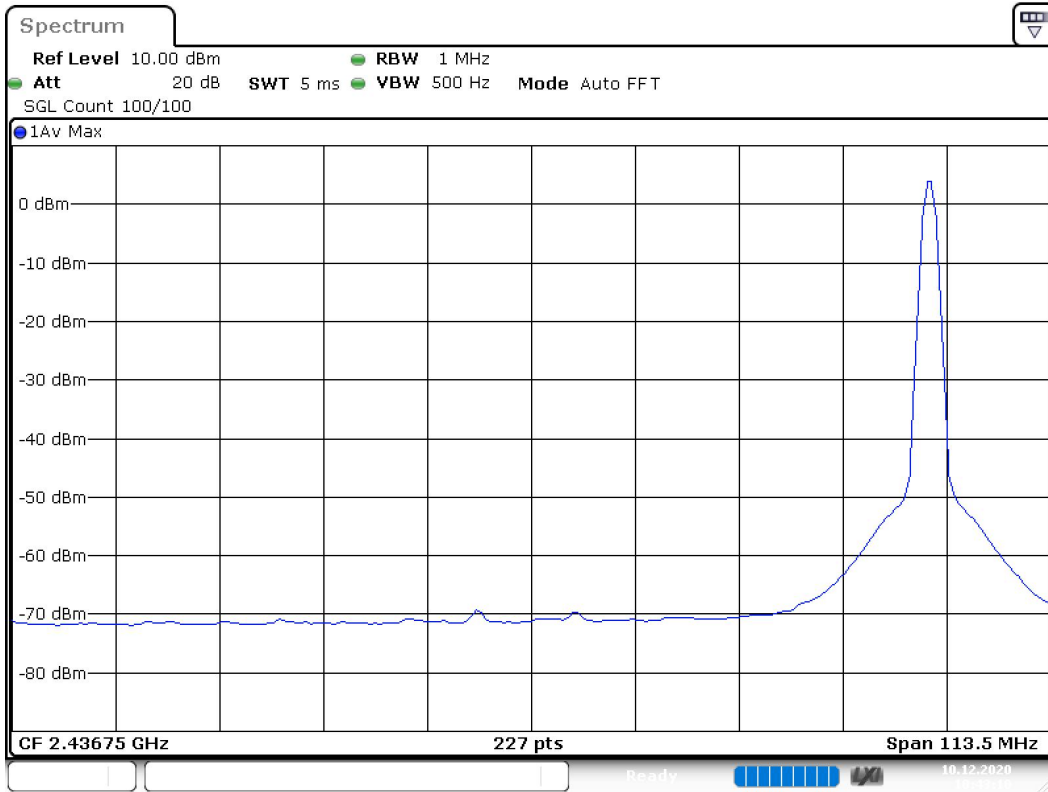
Connector1

Attenuation



Connector1

Restricted Band Connector 1\_0



Date: 10.DEC.2020 10:43:10



## Emissions in restricted frequency bands (Peak) (2480 MHz; 24.000 dBm; 1 MHz)

Customized settings.

### Result

DUT Frequency (MHz)	Result
2480.000000	PASS

### Final measurements

Frequency (MHz)	Level Pre Measurement (dBm)	level (dBm)	Limit (dBm)	Margin (dB)	Result
---	---	---	---	---	---

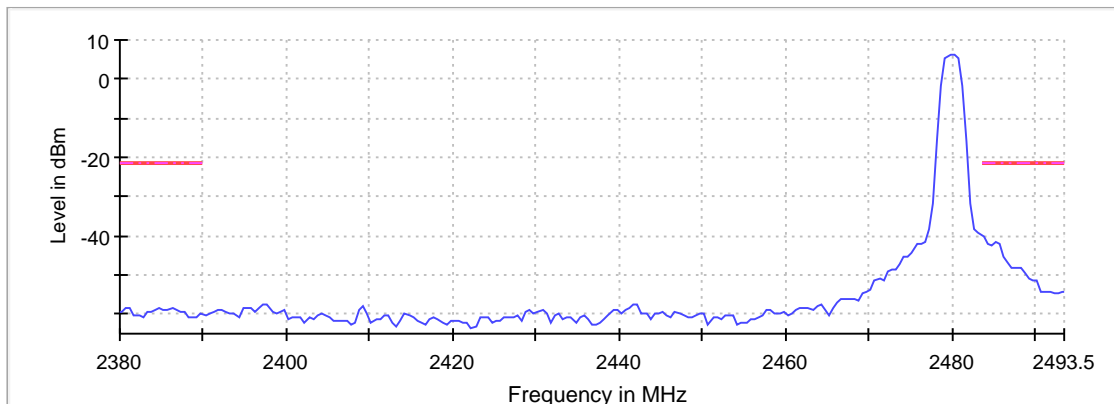
### Pre Measurements

Frequency (MHz)	Level (dBm)	Margin (dB)	Limit (dBm)
2483.750000	-40.3	19.1	-21.2
2485.250000	-41.5	20.3	-21.2
2484.250000	-41.9	20.7	-21.2
2485.750000	-41.9	20.7	-21.2
2484.750000	-42.3	21.1	-21.2
2486.250000	-45.2	24.0	-21.2
2486.750000	-46.9	25.7	-21.2
2487.750000	-48.0	26.8	-21.2
2487.250000	-48.3	27.1	-21.2
2488.250000	-48.4	27.2	-21.2
2488.750000	-49.4	28.2	-21.2
2489.250000	-51.1	29.9	-21.2
2489.750000	-51.5	30.3	-21.2
2490.250000	-51.6	30.4	-21.2
2491.750000	-54.1	32.9	-21.2

### Measurement Settings

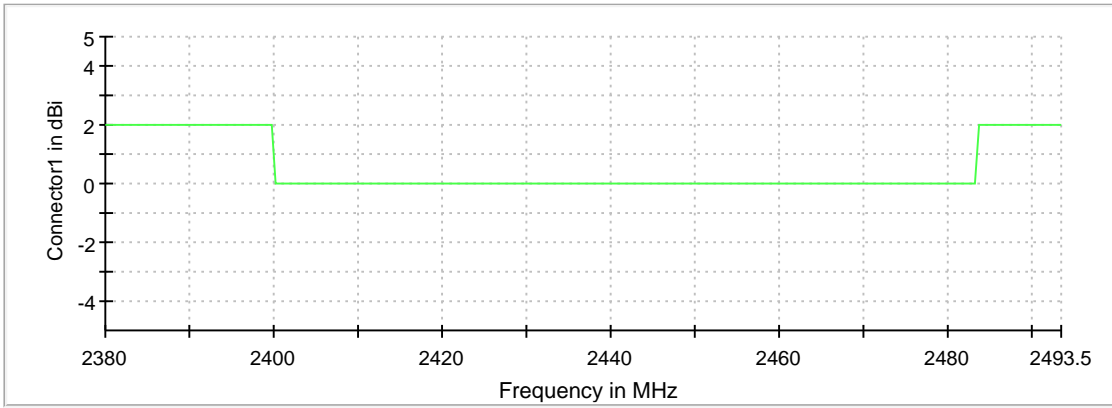
Start Frequency (MHz)	Stop Frequency (MHz)	Pre Measurement	Final Measurement
2380.000000	2493.500000	1	2

Restricted Band



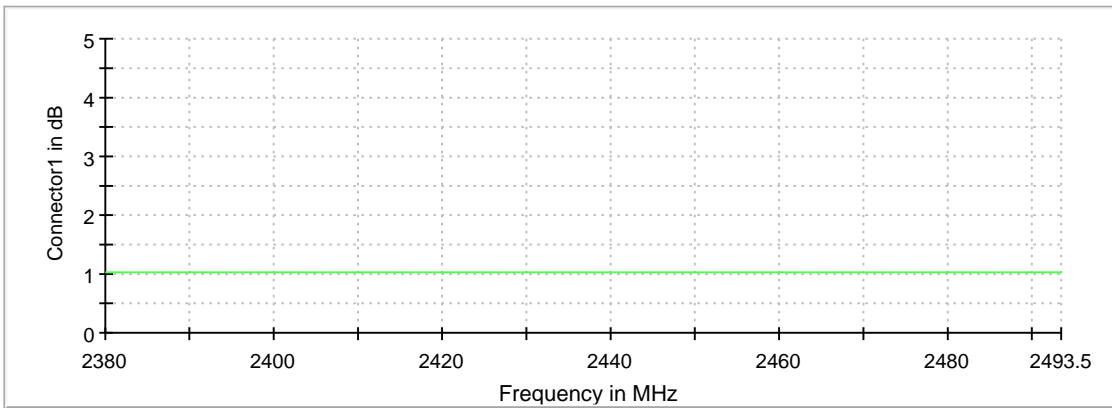
— Limit    - - - - Threshold    × Critical    — Sum Level    × Final Critical

Gain



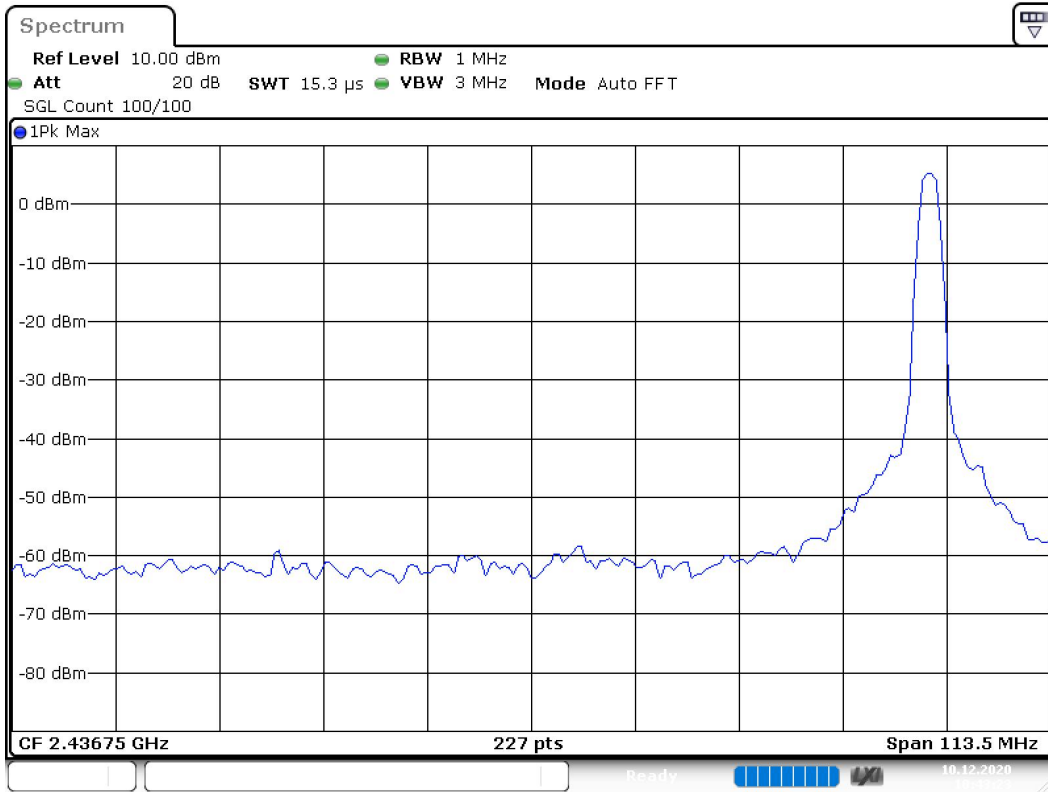
Connector1

Attenuation



Connector1

Restricted Band Connector 1\_0



Date: 10.DEC.2020 10:43:24