



427 West 12800 South
Draper, UT 84020

Test Report Attachment

FCC ID	SWX-U7PROM
ISED ID	6545A-U7PROM
Equipment Under Test	U7-Pro-Max
Test Report Serial Number	TR8789_01
Date of Test(s)	9 January 2024
Report Issue Date	27 February 2024

Test Personnel

Testing performed by	Evan Hartzell
-----------------------------	---------------

Test Location

Testing was performed at the Unified Compliance Laboratory located at 427 West 12800 South, Draper, UT 84020. Unified Compliance Laboratory is accredited by National Voluntary Laboratory Accreditation Program (NVLAP); NVLAP Code 600241-0 which is effective until 30 June 2024. This site has also been registered with Innovations, Science and Economic Development (ISED) department as was accepted under Appendix B, Phase 1 procedures of the APEC Tel MRA for Canadian recognition. ISED No.: 25346, effective until 30 June 2024. Unified Compliance Laboratory has been assigned Conformity Assessment Number US0223 by ISED and MRA US5037.



1 UNII-3

1.1 Summary

Test	Frequency (MHz)	Nominal Power (dBm)	Nominal Bandwidth (MHz)	Result
Emission Bandwidth 26 dB	5745.000	24.0	20.000000	PASS
RF output power	5745.000	24.0	20.000000	PASS
Power Spectral Density	5745.000	24.0	20.000000	PASS
Minimum Emission Bandwidth 6 dB	5745.000	24.0	20.000000	PASS
Occupied Channel Bandwidth 99%	5745.000	24.0	20.000000	PASS
Tx Spurious Emission	5745.000	24.0	20.000000	PASS
Emission Bandwidth 2	5775.000	24.0	20.000000	PASS
Power Spectral Density	5775.000	24.0	20.000000	PASS
Minimum Emission Bandwidth 6 dB	5775.000	24.0	20.000000	PASS
Occupied Channel Bandwidth 99%	5775.000	24.0	20.000000	PASS
Tx Spurious Emission	5775.000	24.0	20.000000	PASS
Emission Bandwidth 26 dB	5825.000	24.0	20.000000	PASS
Power Spectral Density	5825.000	24.0	20.000000	PASS
Minimum Emission Bandwidth 6 dB	5825.000	24.0	20.000000	PASS
Occupied Channel Bandwidth 99%	5825.000	24.0	20.000000	PASS
Tx Spurious Emission	5825.000	24.0	20.000000	PASS
Emission Bandwidth 26 dB	5755.000	24.0	40.000000	PASS
Power Spectral Density	5755.000	24.0	40.000000	PASS
Minimum Emission Bandwidth 6 dB	5755.000	24.0	40.000000	PASS
Occupied Channel Bandwidth 99%	5755.000	24.0	40.000000	PASS
Tx Spurious Emission	5755.000	24.0	40.000000	PASS
Emission Bandwidth 26 dB	5775.000	24.0	40.000000	PASS
Power Spectral Density	5775.000	24.0	40.000000	PASS
Minimum Emission Bandwidth 6 dB	5775.000	24.0	40.000000	PASS
Occupied Channel Bandwidth 99%	5775.000	24.0	40.000000	PASS
Tx Spurious Emission	5775.000	24.0	40.000000	PASS
Emission Bandwidth 26 dB	5795.000	24.0	40.000000	PASS
Power Spectral Density	5795.000	24.0	40.000000	PASS
Minimum Emission Bandwidth 6 dB	5795.000	24.0	40.000000	PASS
Occupied Channel Bandwidth 99%	5795.000	24.0	40.000000	PASS
Tx Spurious Emission	5795.000	24.0	40.000000	PASS
Emission Bandwidth 26 dB	5775.000	24.0	80.000000	PASS
Power Spectral Density	5775.000	24.0	80.000000	PASS
Minimum Emission Bandwidth 6 dB	5775.000	24.0	80.000000	PASS
Occupied Channel Bandwidth 99%	5775.000	24.0	80.000000	PASS
Tx Spurious Emission	5775.000	24.0	80.000000	PASS

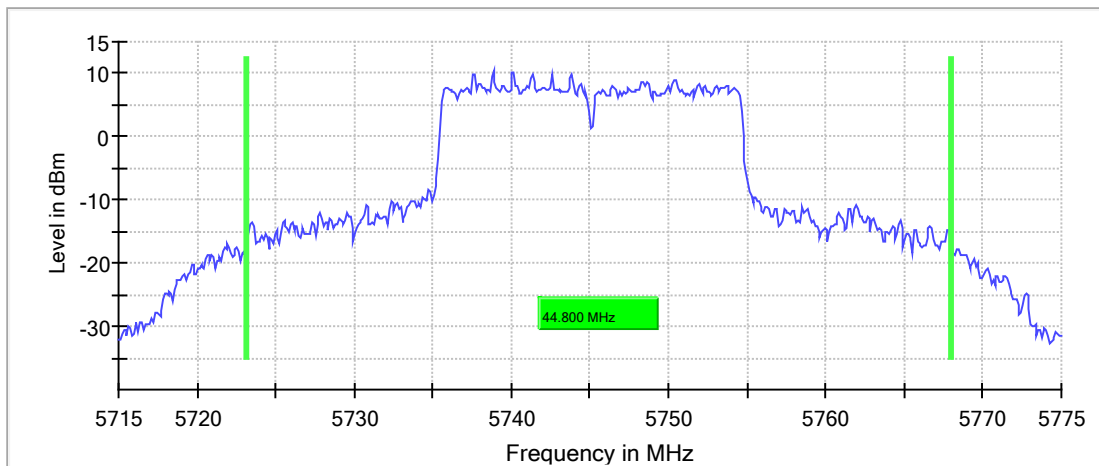
Emission Bandwidth 26 dB (5745 MHz; 24.000 dBm; 20 MHz)

26 dB Bandwidth

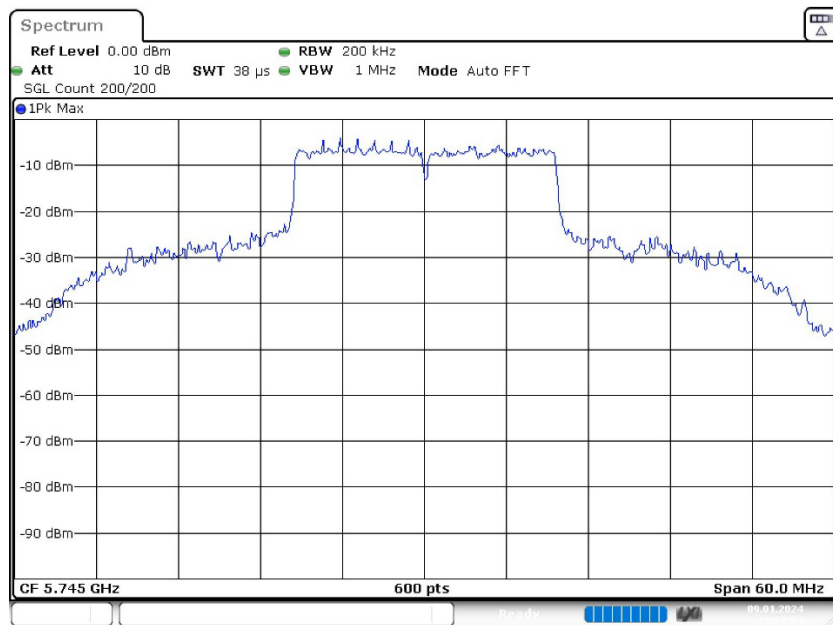
DUT Frequency (MHz)	Bandwidth (MHz)	Limit Min (MHz)	Limit Max (MHz)	Band Edge Left (MHz)	Band Edge Right (MHz)
5745.000000	44.800000	---	---	5723.150000	5767.950000

DUT Frequency (MHz)	Max Level (dBm)	Result
5745.000000	10.3	PASS

26 dB Bandwidth



Bandwidth



Measurement

Setting	Instrument Value	Target Value
Start Frequency	5.71500 GHz	5.71500 GHz
Stop Frequency	5.77500 GHz	5.77500 GHz
Span	60.000 MHz	60.000 MHz
RBW	200.000 kHz	~ 200.000 kHz
VBW	1.000 MHz	>= 600.000 kHz
SweepPoints	600	~ 600
SweepTime	37.969 μ s	AUTO
Reference Level	0.000 dBm	AUTO
Attenuation	10.000 dB	0.000 dB
Detector	MaxPeak	MaxPeak
SweepCount	200	200
Filter	3 dB	3 dB
Trace Mode	Max Hold	Max Hold
SweepType	FFT	AUTO
Preamp	off	off

RF output power (5745 MHz; 24.000 dBm; 20 MHz)

Result

DUT Frequency (MHz)	Gated RMS (dBm)	Limit Max (dBm)	Gated EIRP (dBm)	DutyCycle (%)	Result
5745.000000	29.6	30.0	29.6	99.712	PASS

OSP PowerMeter settings

Setting	Instrument Value	Target Value
Measurement Time	1.000 s	1.000 s
Points	1000000	1000000
Time resolution	1.000 μ s	1.000 μ s

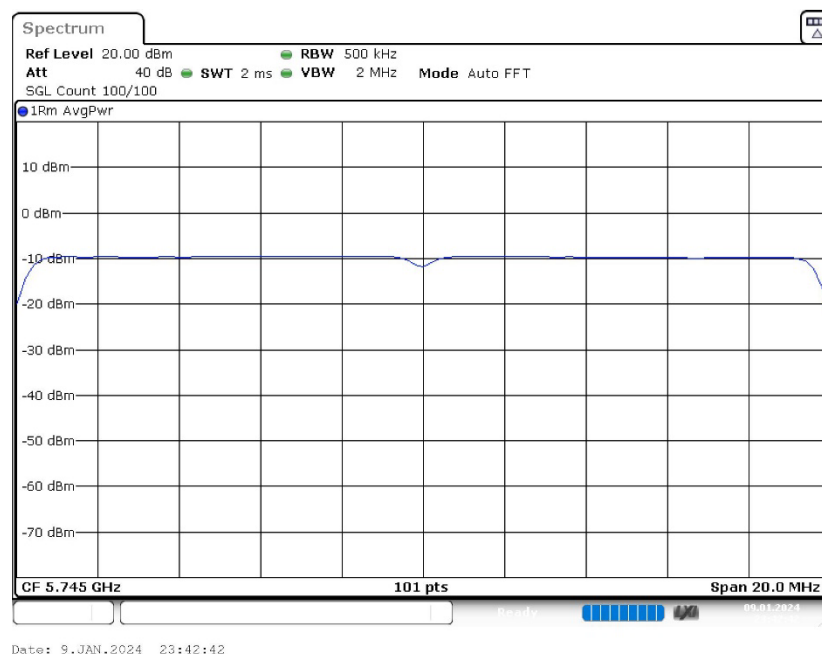
Power Spectral Density (5745 MHz; 24.000 dBm; 20 MHz)

Result

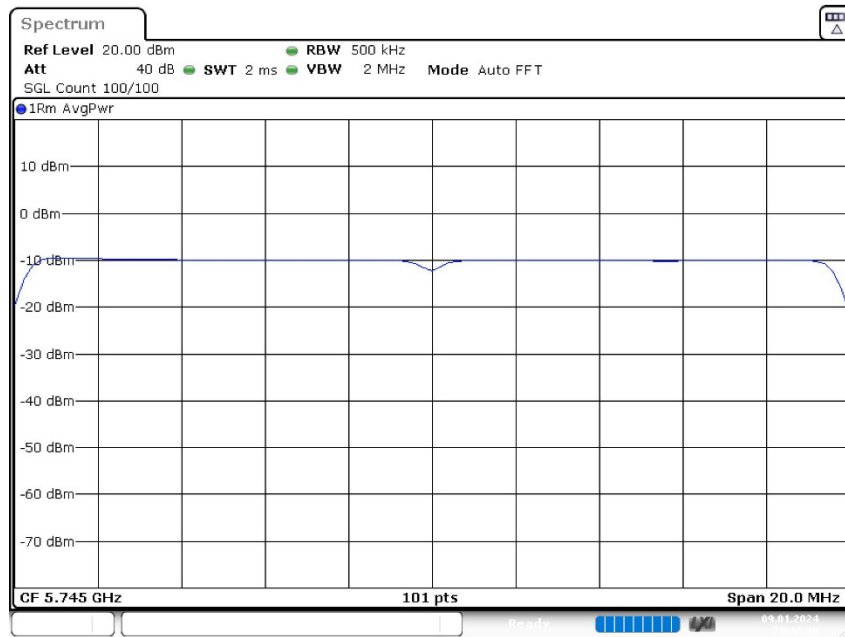
DUT Frequency (MHz)	Frequency (MHz)	PSD (dBm)	Limit Max (dBm)	Result
5745.000000	5736.287129	10.930	30.0	PASS

Ports

Port	State
1	used
2	used
3	used
4	used

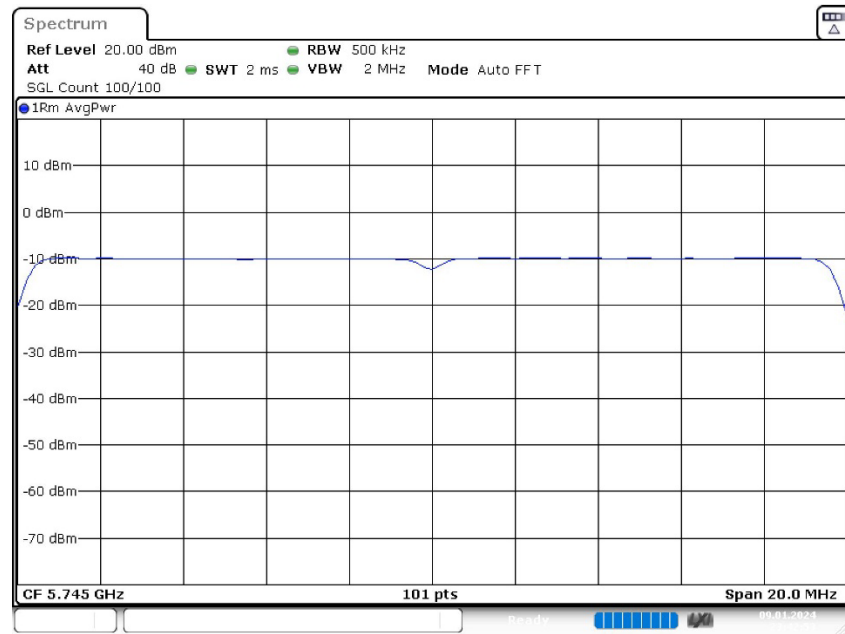


PSD Connector 2



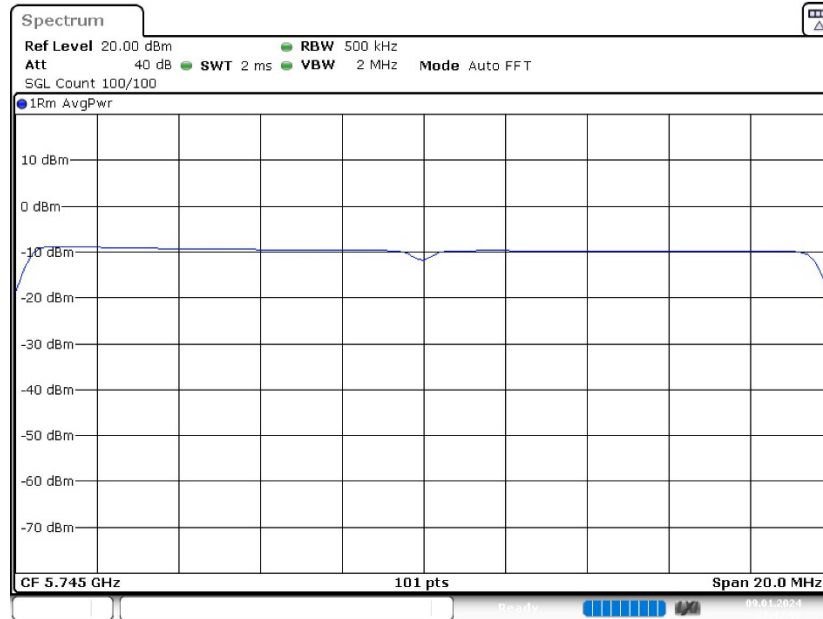
Date: 9, JAN, 2024 23:42:48

PSD Connector 3



Date: 9, JAN, 2024 23:42:54

PSD Connector 4



Date: 9.JAN.2024 23:43:00

Measurement

Setting	Instrument Value	Target Value
Start Frequency	5.73500 GHz	5.73500 GHz
Stop Frequency	5.75500 GHz	5.75500 GHz
Span	20.000 MHz	20.000 MHz
RBW	500.000 kHz	<= 500.000 kHz
VBW	2.000 MHz	>= 1.500 MHz
SweepPoints	101	~ 80
SweepTime	2.020 ms	2.020 ms
Reference Level	20.000 dBm	20.000 dBm
Attenuation	40.000 dB	AUTO
Detector	RMS	RMS
SweepCount	100	100
Filter	3 dB	3 dB
Trace Mode	Average Power	Average Power
SweepType	FFT	AUTO
Preamp	off	off

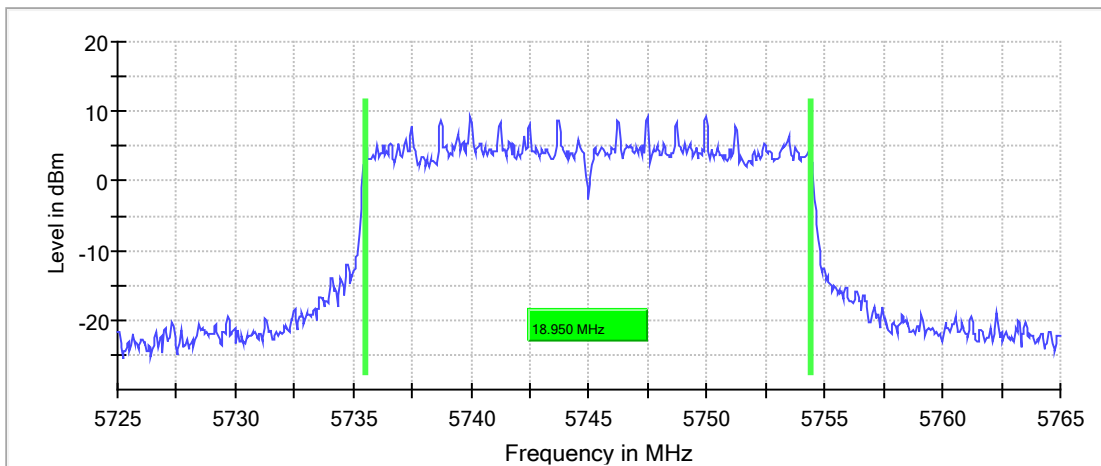
Minimum Emission Bandwidth 6 dB (5745 MHz; 24.000 dBm; 20 MHz)

6 dB Bandwidth

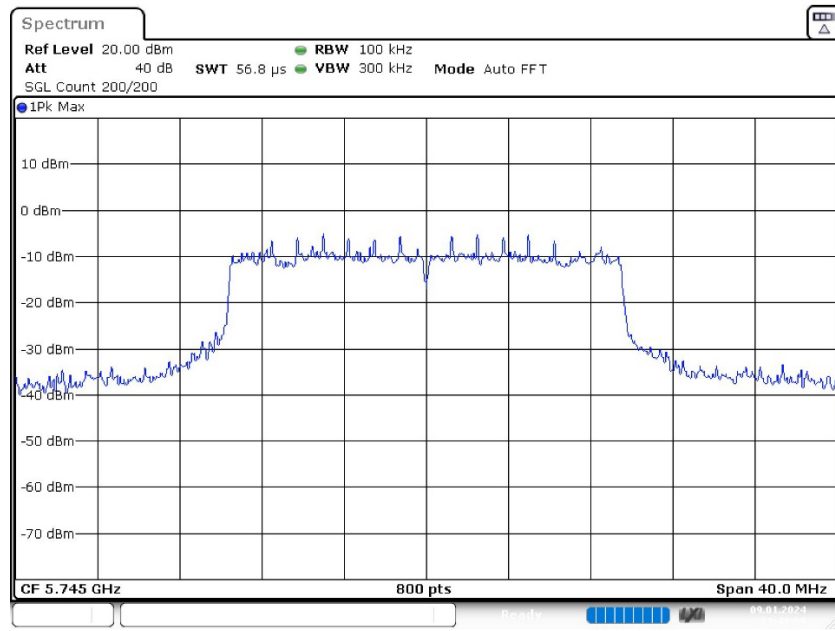
DUT Frequency (MHz)	Bandwidth (MHz)	Limit Min (MHz)	Limit Max (MHz)	Band Edge Left (MHz)	Band Edge Right (MHz)
5745.000000	18.950000	0.500000	---	5735.475000	5754.425000

DUT Frequency (MHz)	Max Level (dBm)	Result
5745.000000	9.3	PASS

6 dB Bandwidth



Bandwidth



Date: 9. JAN. 2024 23:43:09

Measurement

Setting	Instrument Value	Target Value
Start Frequency	5.72500 GHz	5.72500 GHz
Stop Frequency	5.76500 GHz	5.76500 GHz
Span	40.000 MHz	40.000 MHz
RBW	100.000 kHz	~ 100.000 kHz
VBW	300.000 kHz	~ 300.000 kHz
SweepPoints	800	~ 800
SweepTime	56.836 μ s	AUTO
Reference Level	20.000 dBm	20.000 dBm
Attenuation	40.000 dB	AUTO
Detector	MaxPeak	MaxPeak
SweepCount	200	200
Filter	3 dB	3 dB
Trace Mode	Max Hold	Max Hold
SweepType	FFT	AUTO
Preamp	off	off

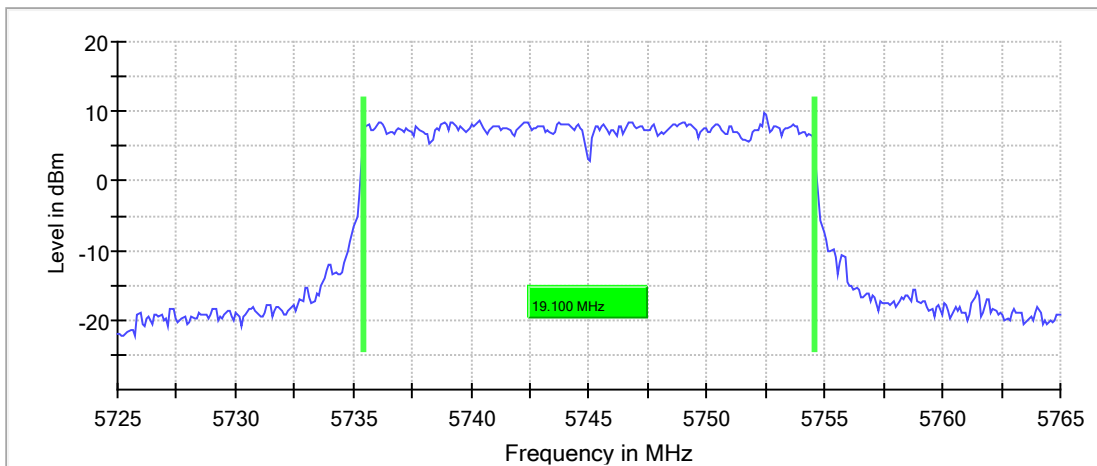
Occupied Channel Bandwidth 99% (5745 MHz; 24.000 dBm; 20 MHz)

99 % Bandwidth

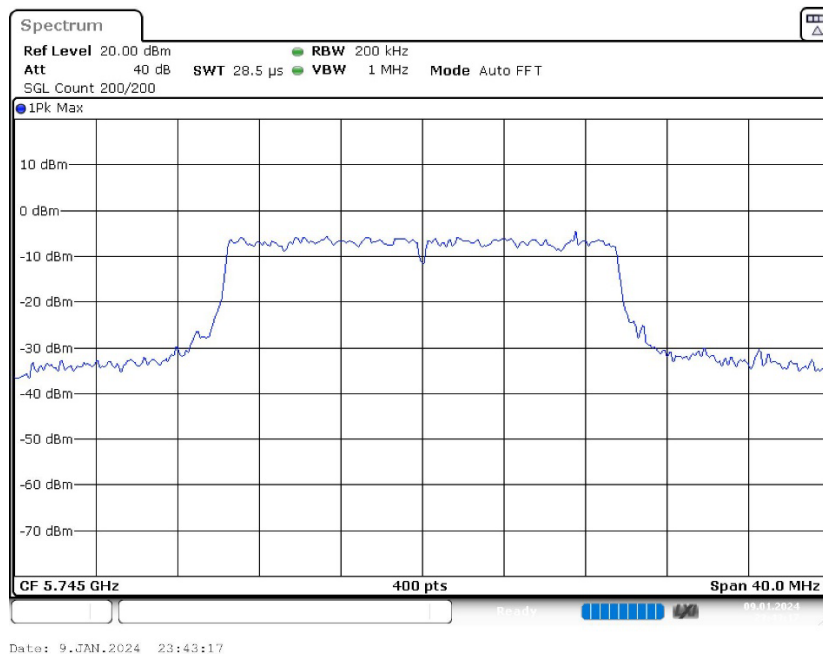
DUT Frequency (MHz)	Bandwidth (MHz)	Limit Min (MHz)	Limit Max (MHz)	Band Edge Left (MHz)	Band Edge Right (MHz)
5745.000000	19.100000	---	---	5735.450000	5754.550000

DUT Frequency (MHz)	Result
5745.000000	PASS

99 % Bandwidth



Bandwidth



Measurement

Setting	Instrument Value	Target Value
Start Frequency	5.72500 GHz	5.72500 GHz
Stop Frequency	5.76500 GHz	5.76500 GHz
Span	40.000 MHz	40.000 MHz
RBW	200.000 kHz	>= 200.000 kHz
VBW	1.000 MHz	>= 600.000 kHz
SweepPoints	400	~ 400
Sweeptime	28.477 μ s	AUTO
Reference Level	20.000 dBm	20.000 dBm
Attenuation	40.000 dB	AUTO
Detector	MaxPeak	MaxPeak
SweepCount	200	200
Filter	3 dB	3 dB
Trace Mode	Max Hold	Max Hold
SweepType	FFT	AUTO
Preamp	off	off

Tx Spurious Emission (5745 MHz; 24.000 dBm; 20 MHz)

Result

DUT Frequency (MHz)	Result
5745.000000	PASS

Final measurements

Frequency (MHz)	Level Pre Measurement (dBm)	level (dBm)	Limit (dBm)	Margin (dB)	Result
---	---	---	---	---	---

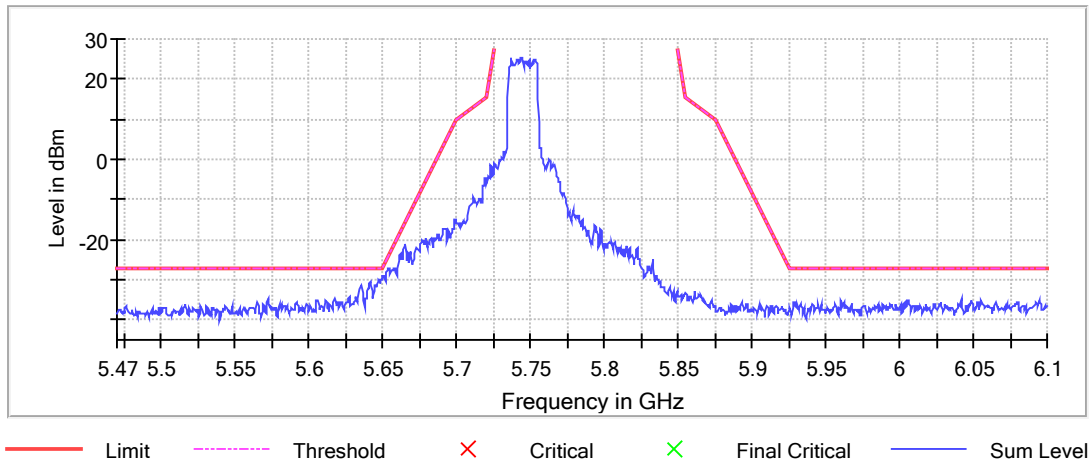
Pre Measurements

Frequency (MHz)	Level (dBm)	Margin (dB)	Limit (dBm)
5650.250000	-29.3	2.4	-26.8
5649.750000	-29.6	2.6	-27.0
5650.750000	-29.2	2.8	-26.4
5649.250000	-29.8	2.8	-27.0
5653.750000	-27.2	3.0	-24.2
5647.250000	-30.0	3.0	-27.0
5652.750000	-28.0	3.0	-25.0
5648.750000	-30.1	3.1	-27.0
5653.250000	-27.7	3.1	-24.6
5654.250000	-27.2	3.4	-23.9
5651.250000	-29.5	3.4	-26.1
5647.750000	-30.4	3.4	-27.0
5646.750000	-30.5	3.5	-27.0
5641.750000	-30.6	3.6	-27.0
5641.250000	-30.8	3.8	-27.0

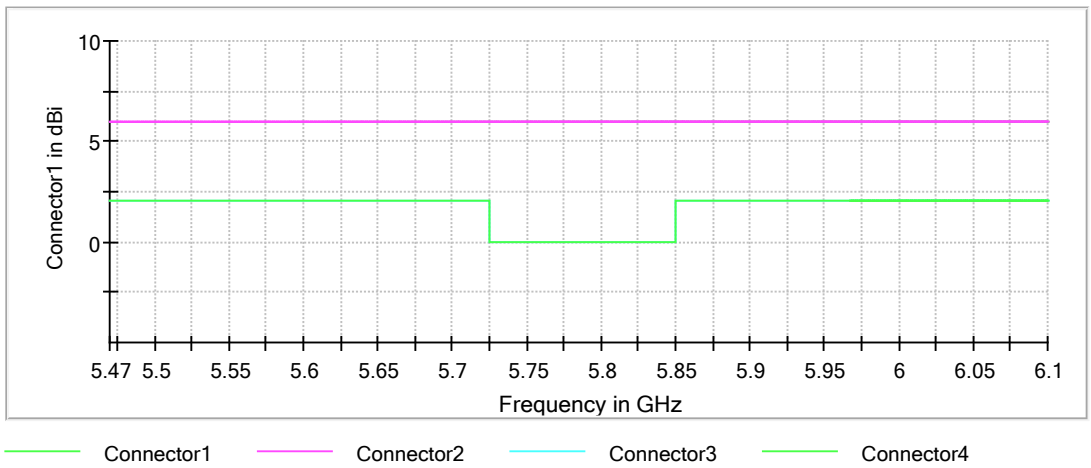
Measurement Settings

Start Frequency (MHz)	Stop Frequency (MHz)	Pre Measurement	Final Measurement
5470.000000	6100.000000	2	2

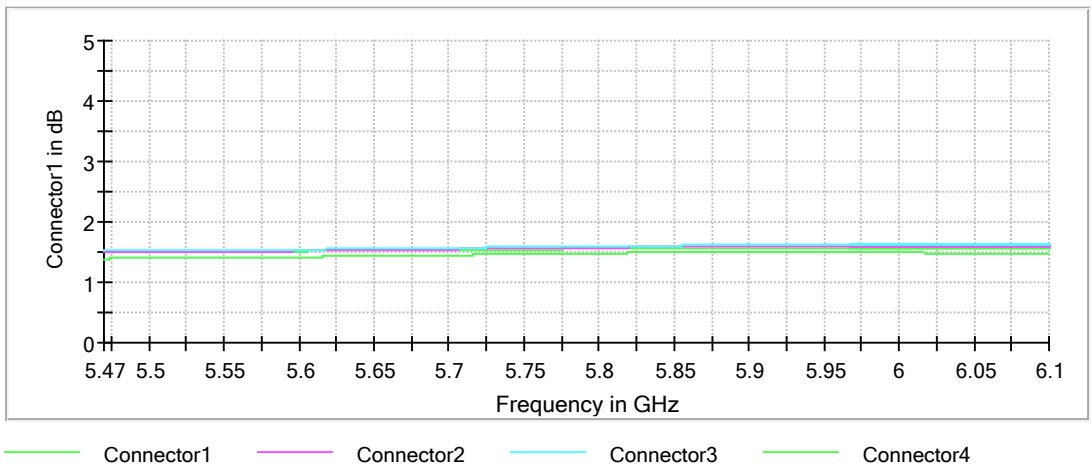
Spurious



Gain



Attenuation



Pre Measurement 2

Setting	Instrument Value	Target Value
RBW	1.000 MHz	<= 1.000 MHz
VBW	3.000 MHz	>= 3.000 MHz
SweepPoints	1260	~ 1260
SweepTime	85.781 μ s	AUTO
Reference Level	20.000 dBm	-10.000 dBm
Attenuation	30.000 dB	20.000 dB
Detector	MaxPeak	MaxPeak
SweepCount	30	30
Filter	3 dB	3 dB
Trace Mode	Max Hold	Max Hold
SweepType	FFT	AUTO
Preamp	off	off

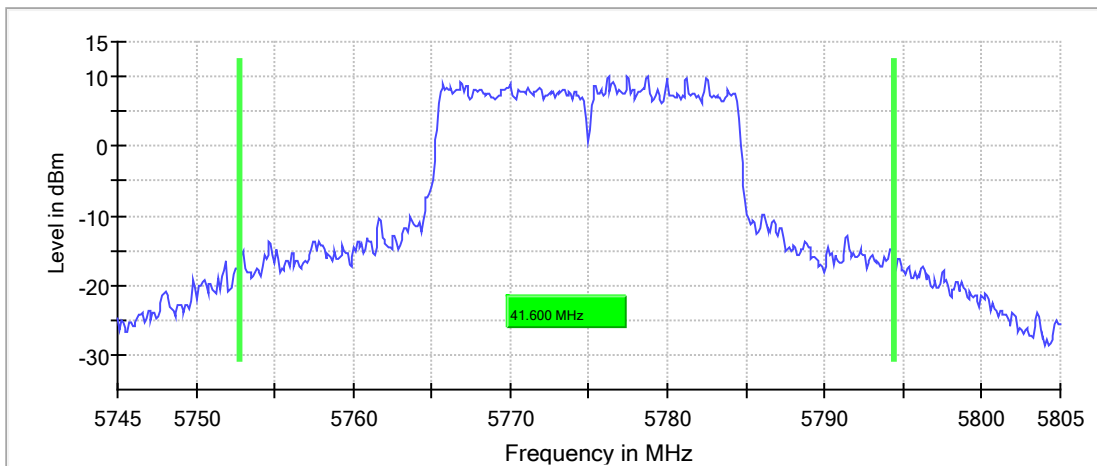
Emission Bandwidth 26 dB (5775 MHz; 24.000 dBm; 20 MHz)

26 dB Bandwidth

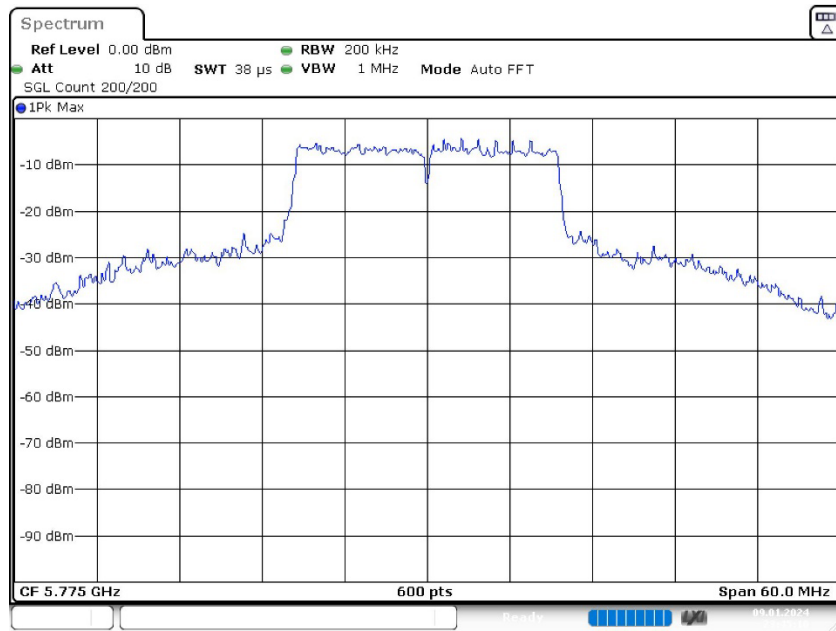
DUT Frequency (MHz)	Bandwidth (MHz)	Limit Min (MHz)	Limit Max (MHz)	Band Edge Left (MHz)	Band Edge Right (MHz)
5775.000000	41.600000	---	---	5752.750000	5794.350000

DUT Frequency (MHz)	Max Level (dBm)	Result
5775.000000	10.1	PASS

26 dB Bandwidth



Bandwidth



Power Spectral Density (5775 MHz; 24.000 dBm; 20 MHz)

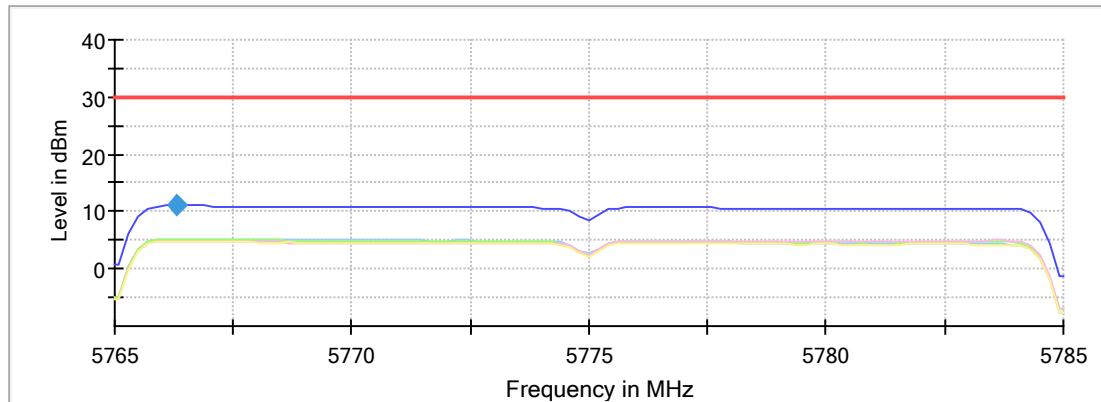
Result

DUT Frequency (MHz)	Frequency (MHz)	PSD (dBm)	Limit Max (dBm)	Result
5775.000000	5766.287129	11.039	30.0	PASS

Ports

Port	State
1	used
2	used
3	used
4	used

Power Spectral Density



— Connector 1 — Connector 2 — Connector 3 — Connector 4
— Sum Level — Limit ◆ PSD

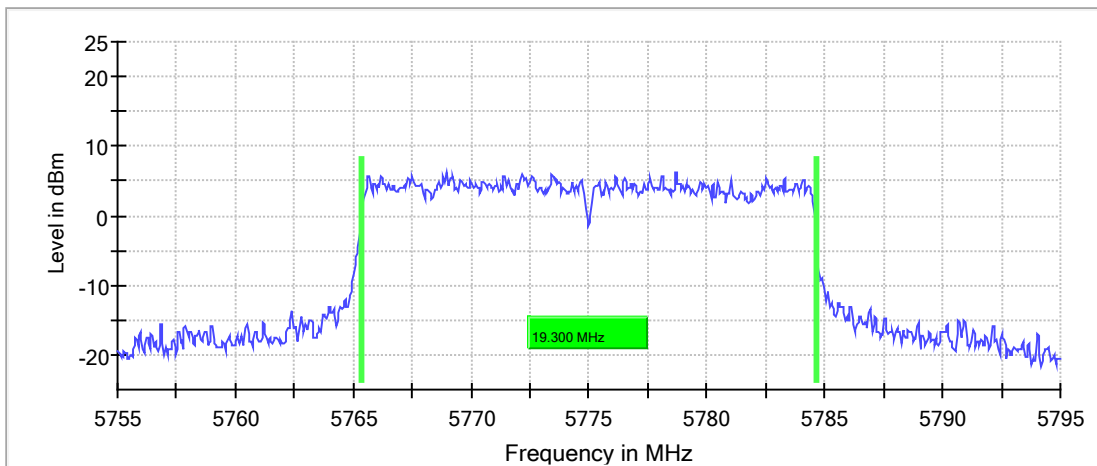
Minimum Emission Bandwidth 6 dB (5775 MHz; 24.000 dBm; 20 MHz)

6 dB Bandwidth

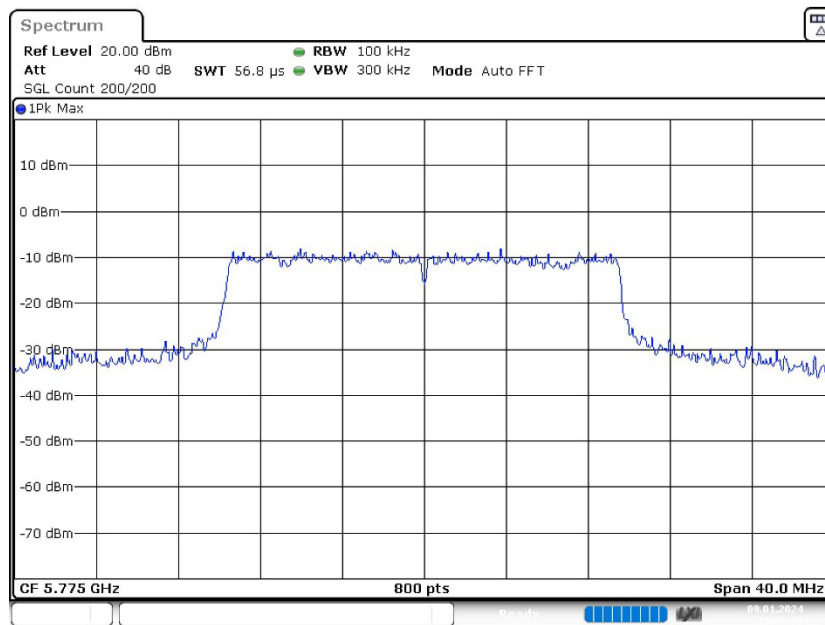
DUT Frequency (MHz)	Bandwidth (MHz)	Limit Min (MHz)	Limit Max (MHz)	Band Edge Left (MHz)	Band Edge Right (MHz)
5775.000000	19.300000	0.500000	---	5765.325000	5784.625000

DUT Frequency (MHz)	Max Level (dBm)	Result
5775.000000	6.3	PASS

6 dB Bandwidth



Bandwidth



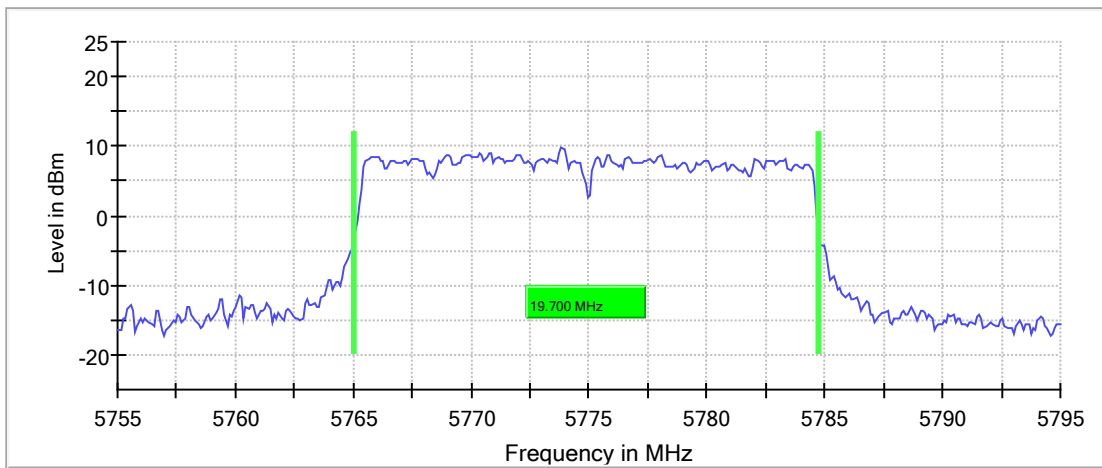
Occupied Channel Bandwidth 99% (5775 MHz; 24.000 dBm; 20 MHz)

99 % Bandwidth

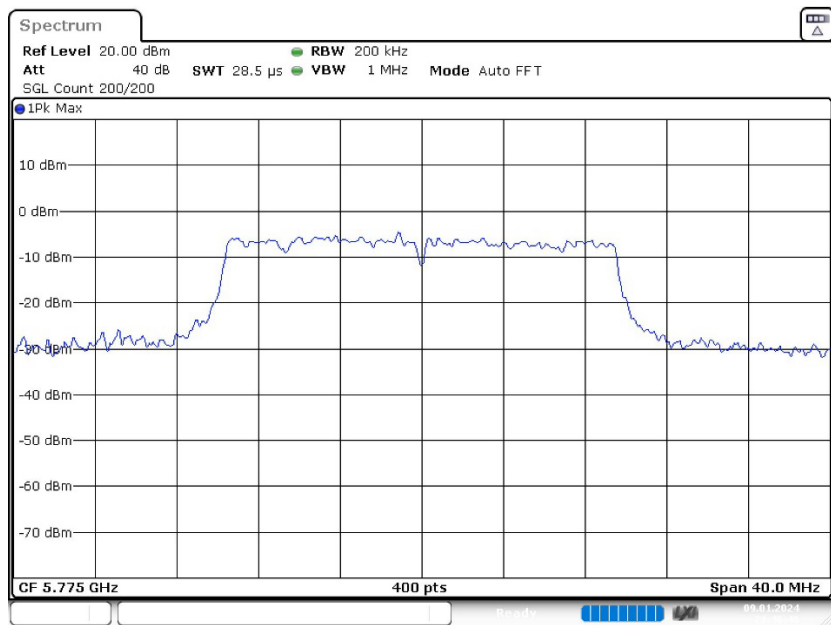
DUT Frequency (MHz)	Bandwidth (MHz)	Limit Min (MHz)	Limit Max (MHz)	Band Edge Left (MHz)	Band Edge Right (MHz)
5775.000000	19.700000	---	---	5765.050000	5784.750000

DUT Frequency (MHz)	Result
5775.000000	PASS

99 % Bandwidth



Bandwidth



Date: 9. JAN. 2024 23:46:48

Tx Spurious Emission (5775 MHz; 24.000 dBm; 20 MHz)

Result

DUT Frequency (MHz)	Result
5775.000000	PASS

Final measurements

Frequency (MHz)	Level Pre Measurement (dBm)	level (dBm)	Limit (dBm)	Margin (dB)	Result
---	---	---	---	---	---

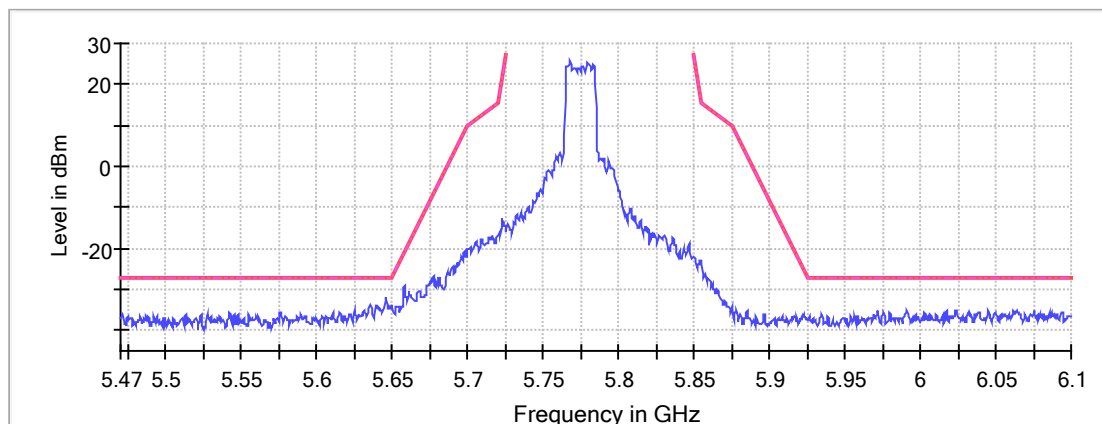
Pre Measurements

Frequency (MHz)	Level (dBm)	Margin (dB)	Limit (dBm)
5645.750000	-31.9	4.9	-27.0
5646.250000	-32.2	5.2	-27.0
5645.250000	-32.8	5.8	-27.0
5635.750000	-33.6	6.6	-27.0
5639.250000	-33.7	6.7	-27.0
5646.750000	-33.8	6.8	-27.0
5649.750000	-33.8	6.8	-27.0
5638.750000	-33.8	6.8	-27.0
5635.250000	-33.9	6.9	-27.0
5639.750000	-34.0	7.0	-27.0
5641.250000	-34.1	7.1	-27.0
5648.750000	-34.1	7.1	-27.0
5648.250000	-34.1	7.1	-27.0
5640.750000	-34.2	7.2	-27.0
5650.250000	-34.1	7.3	-26.8

Measurement Settings

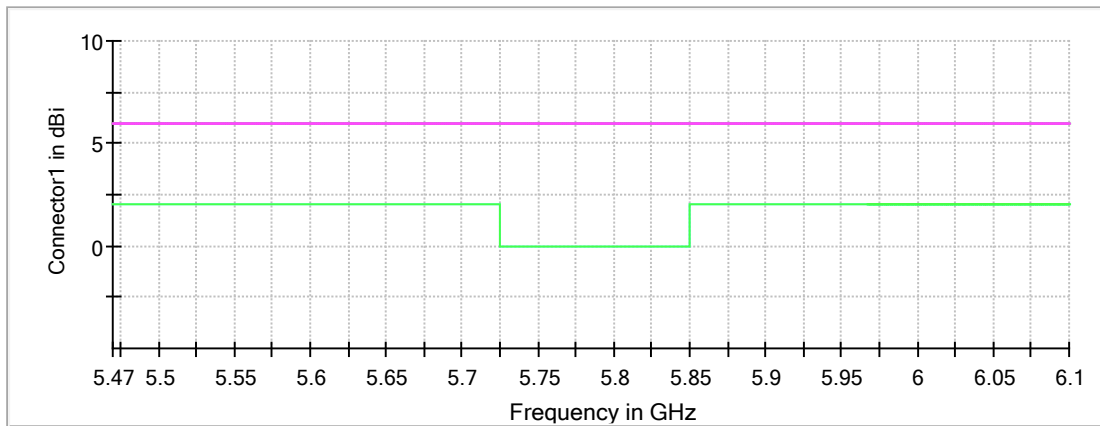
Start Frequency (MHz)	Stop Frequency (MHz)	Pre Measurement	Final Measurement
5470.000000	6100.000000	2	2

Spurious



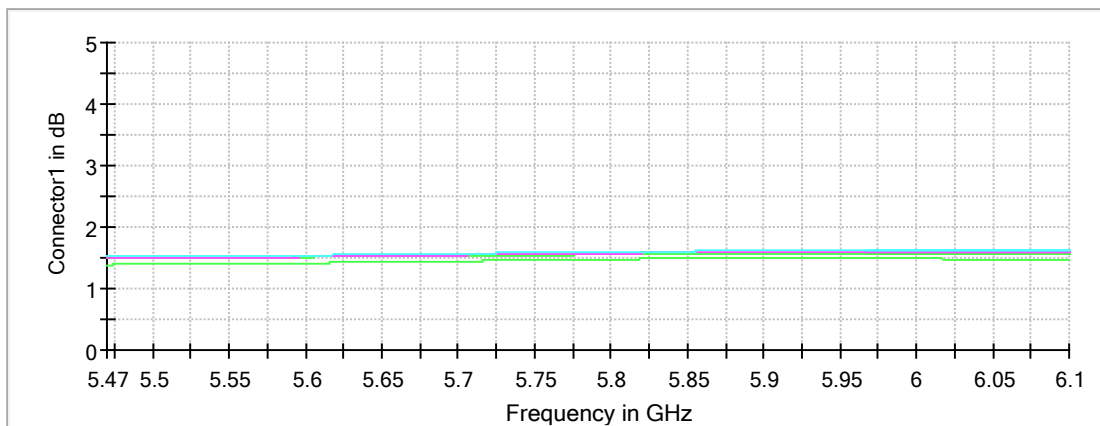
— Limit
 - - - Threshold
 × Critical
 × Final Critical
 — Sum Level

Gain



Connector1 Connector2 Connector3 Connector4

Attenuation



Connector1 Connector2 Connector3 Connector4

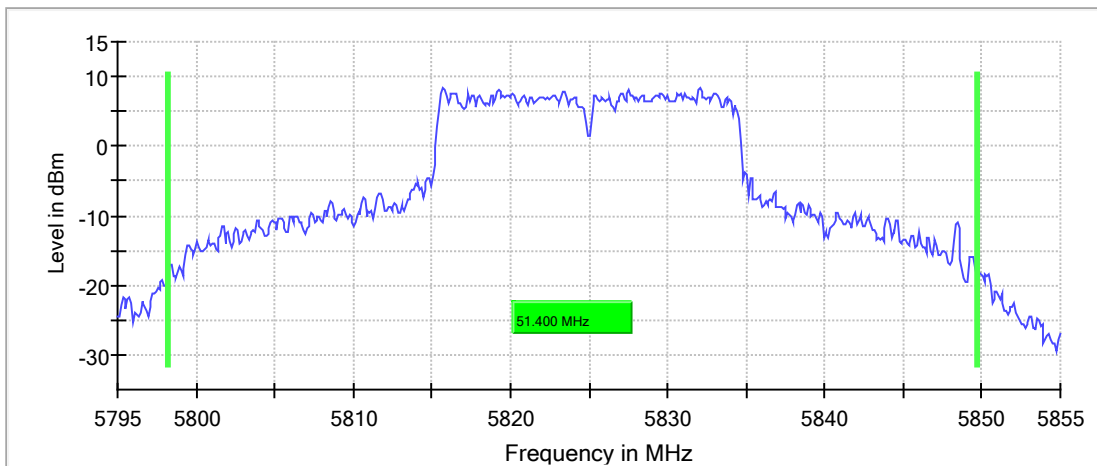
Emission Bandwidth 26 dB (5825 MHz; 24.000 dBm; 20 MHz)

26 dB Bandwidth

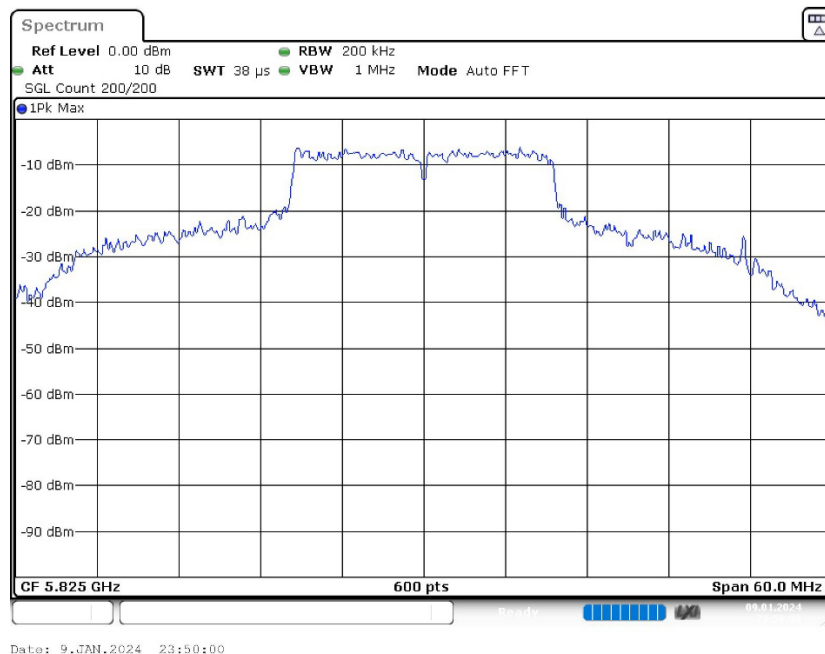
DUT Frequency (MHz)	Bandwidth (MHz)	Limit Min (MHz)	Limit Max (MHz)	Band Edge Left (MHz)	Band Edge Right (MHz)
5825.000000	51.400000	---	---	5798.250000	5849.650000

DUT Frequency (MHz)	Max Level (dBm)	Result
5825.000000	8.4	PASS

26 dB Bandwidth



Bandwidth



Power Spectral Density (5825 MHz; 24.000 dBm; 20 MHz)

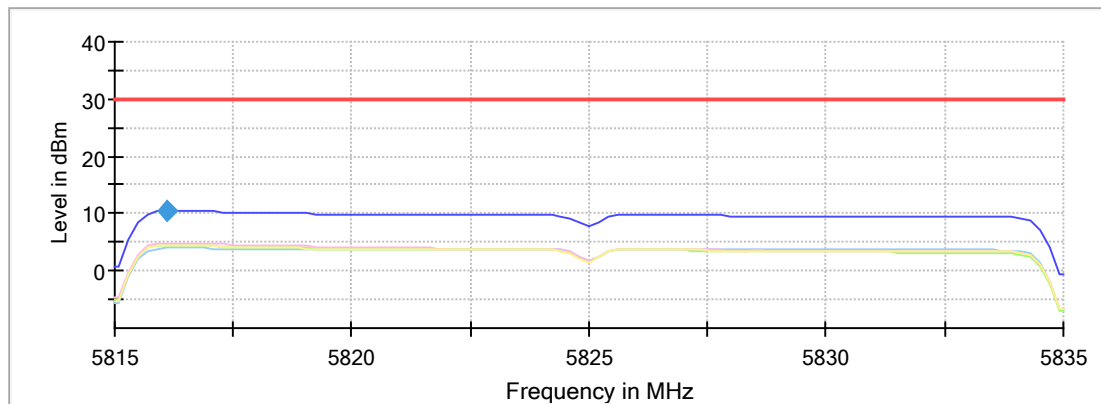
Result

DUT Frequency (MHz)	Frequency (MHz)	PSD (dBm)	Limit Max (dBm)	Result
5825.000000	5816.089109	10.433	30.0	PASS

Ports

Port	State
1	used
2	used
3	used
4	used

Power Spectral Density



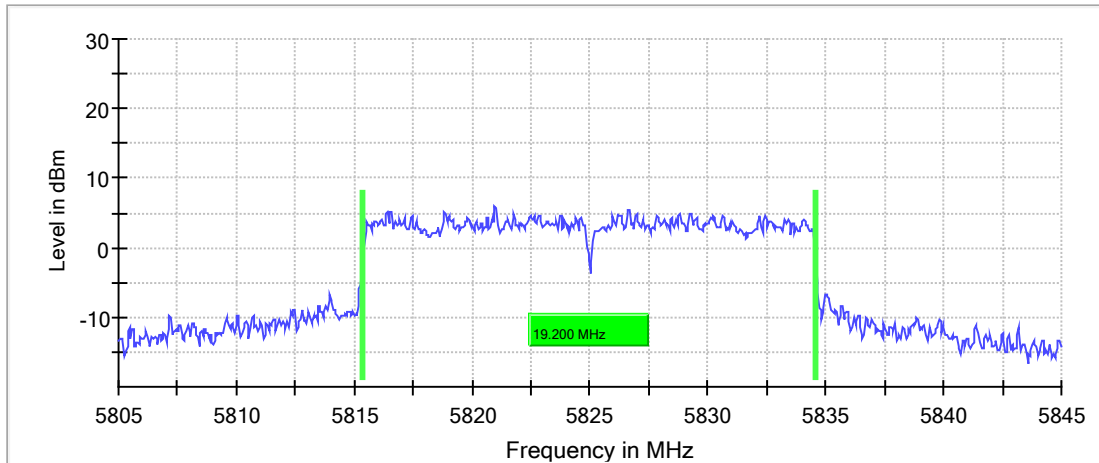
— Connector 1 — Connector 2 — Connector 3 — Connector 4
— Sum Level — Limit ◆ PSD

Minimum Emission Bandwidth 6 dB (5825 MHz; 24.000 dBm; 20 MHz) 6 dB Bandwidth

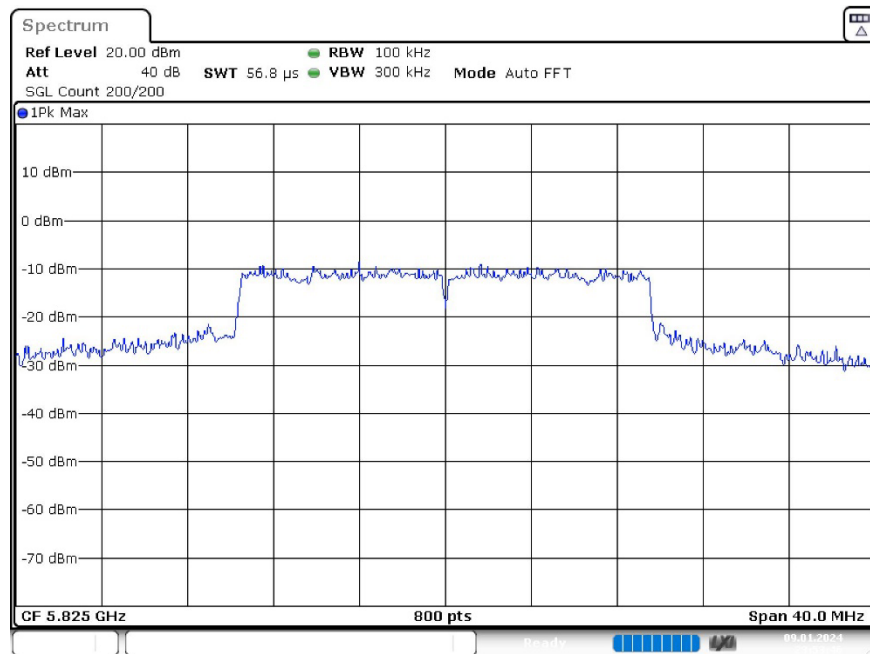
DUT Frequency (MHz)	Bandwidth (MHz)	Limit Min (MHz)	Limit Max (MHz)	Band Edge Left (MHz)	Band Edge Right (MHz)
5825.000000	19.200000	0.500000	---	5815.375000	5834.575000

DUT Frequency (MHz)	Max Level (dBm)	Result
5825.000000	5.9	PASS

6 dB Bandwidth



Bandwidth



Date: 9.JAN.2024 23:53:47

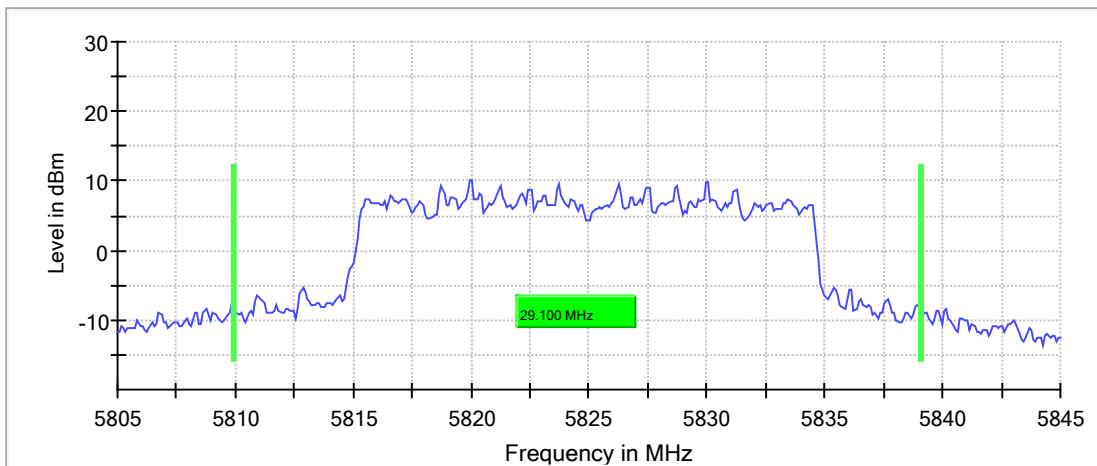
Occupied Channel Bandwidth 99% (5825 MHz; 24.000 dBm; 20 MHz)

99 % Bandwidth

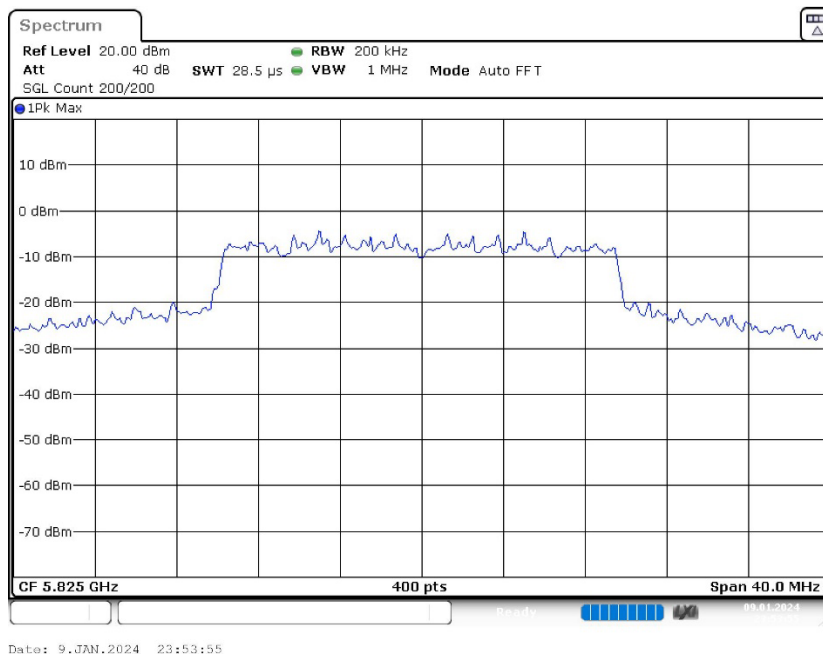
DUT Frequency (MHz)	Bandwidth (MHz)	Limit Min (MHz)	Limit Max (MHz)	Band Edge Left (MHz)	Band Edge Right (MHz)
5825.000000	29.100000	---	---	5809.950000	5839.050000

DUT Frequency (MHz)	Result
5825.000000	PASS

99 % Bandwidth



Bandwidth



Tx Spurious Emission (5825 MHz; 24.000 dBm; 20 MHz)

Result

DUT Frequency (MHz)	Result
5825.000000	PASS

Final measurements

Frequency (MHz)	Level Pre Measurement (dBm)	level (dBm)	Limit (dBm)	Margin (dB)	Result
---	---	---	---	---	---

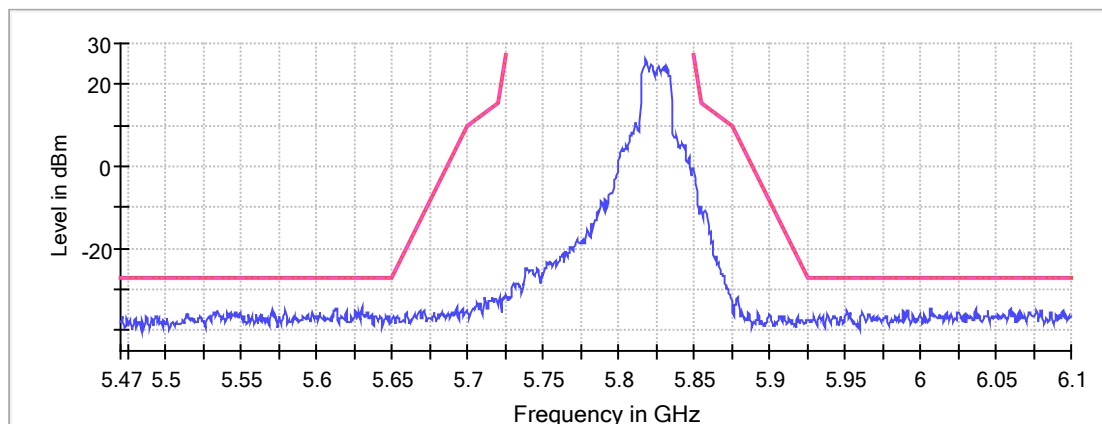
Pre Measurements

Frequency (MHz)	Level (dBm)	Margin (dB)	Limit (dBm)
5629.750000	-34.3	7.3	-27.0
6036.750000	-34.5	7.5	-27.0
6037.250000	-34.7	7.7	-27.0
6006.750000	-34.7	7.7	-27.0
6059.750000	-34.7	7.7	-27.0
5630.250000	-34.8	7.8	-27.0
6007.250000	-34.8	7.8	-27.0
5612.750000	-34.8	7.8	-27.0
5613.250000	-34.8	7.8	-27.0
6094.250000	-35.0	8.0	-27.0
6044.750000	-35.0	8.0	-27.0
6060.250000	-35.0	8.0	-27.0
5612.250000	-35.0	8.0	-27.0
5991.250000	-35.0	8.0	-27.0
5951.250000	-35.0	8.0	-27.0

Measurement Settings

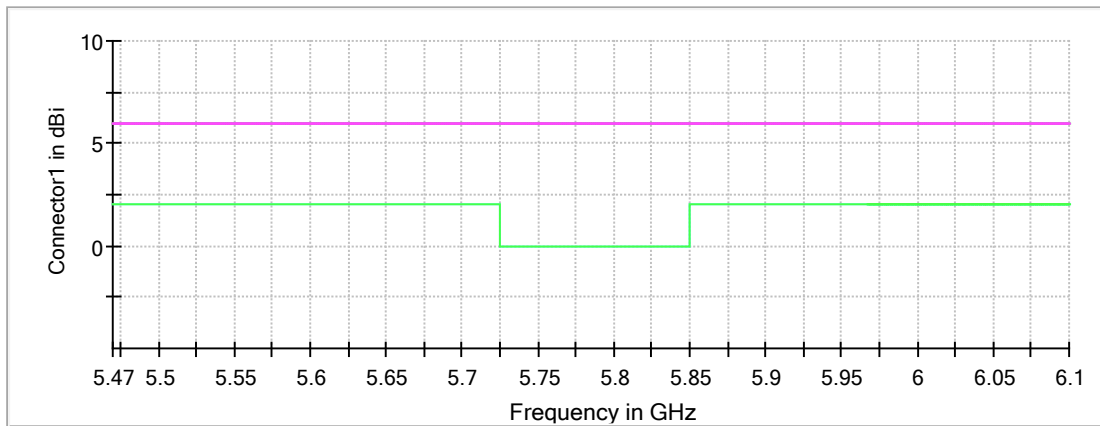
Start Frequency (MHz)	Stop Frequency (MHz)	Pre Measurement	Final Measurement
5470.000000	6100.000000	2	2

Spurious



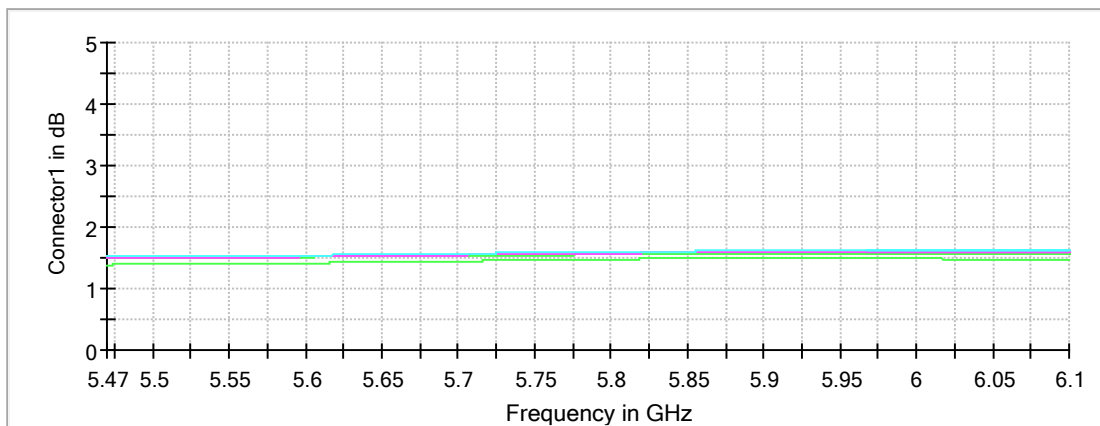
— Limit - - - - Threshold × Critical × Final Critical — Sum Level

Gain



Connector1 Connector2 Connector3 Connector4

Attenuation



Connector1 Connector2 Connector3 Connector4

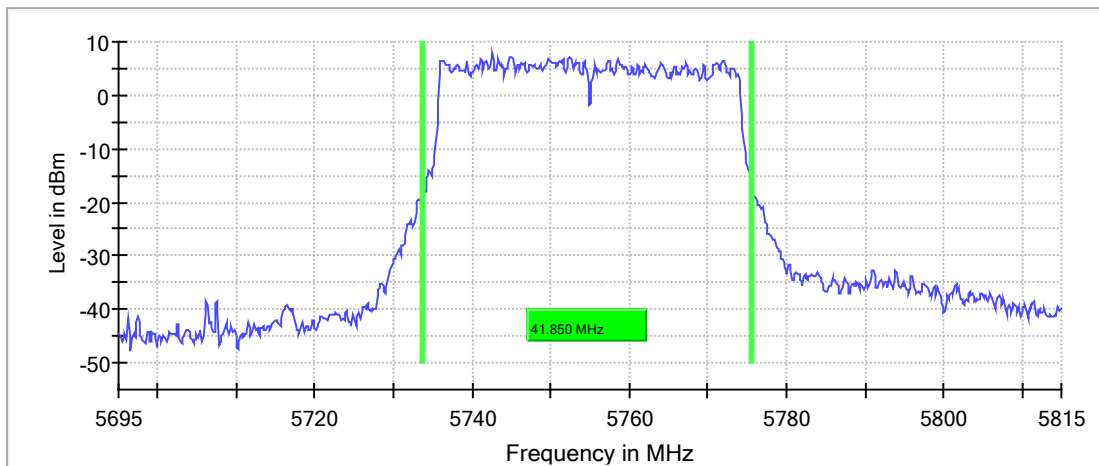
Emission Bandwidth 26 dB (5755 MHz; 24.000 dBm; 40 MHz)

26 dB Bandwidth

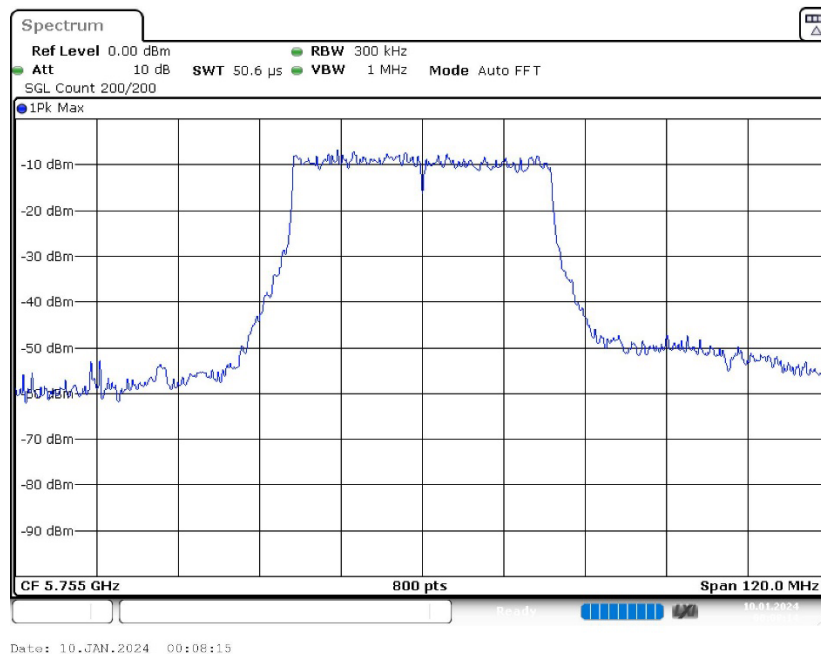
DUT Frequency (MHz)	Bandwidth (MHz)	Limit Min (MHz)	Limit Max (MHz)	Band Edge Left (MHz)	Band Edge Right (MHz)
5755.000000	41.850000	---	---	5733.775000	5775.625000

DUT Frequency (MHz)	Max Level (dBm)	Result
5755.000000	7.7	PASS

26 dB Bandwidth



Bandwidth



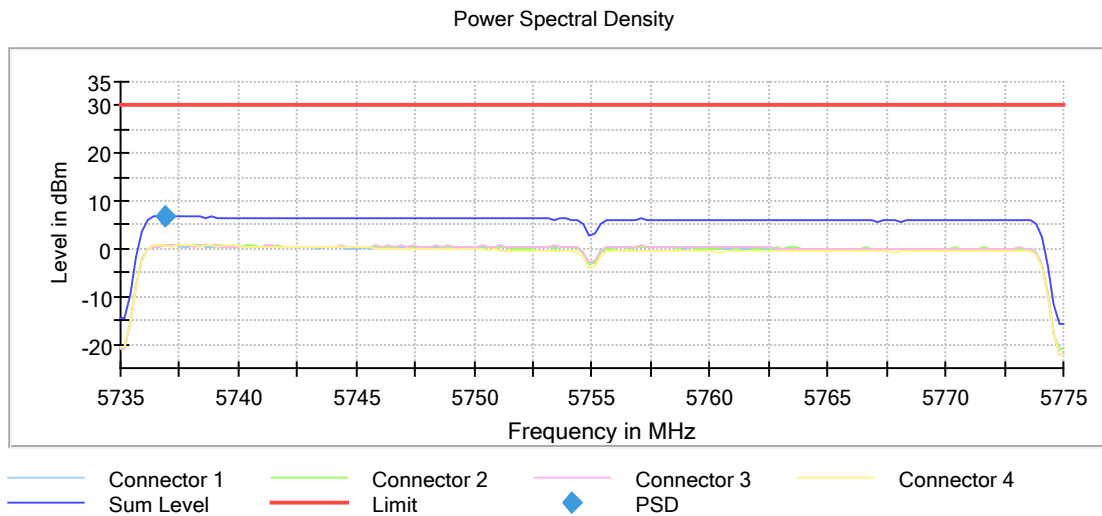
Power Spectral Density (5755 MHz; 24.000 dBm; 40 MHz)

Result

DUT Frequency (MHz)	Frequency (MHz)	PSD (dBm)	Limit Max (dBm)	Result
5755.000000	5736.875000	6.718	30.0	PASS

Ports

Port	State
1	used
2	used
3	used
4	used



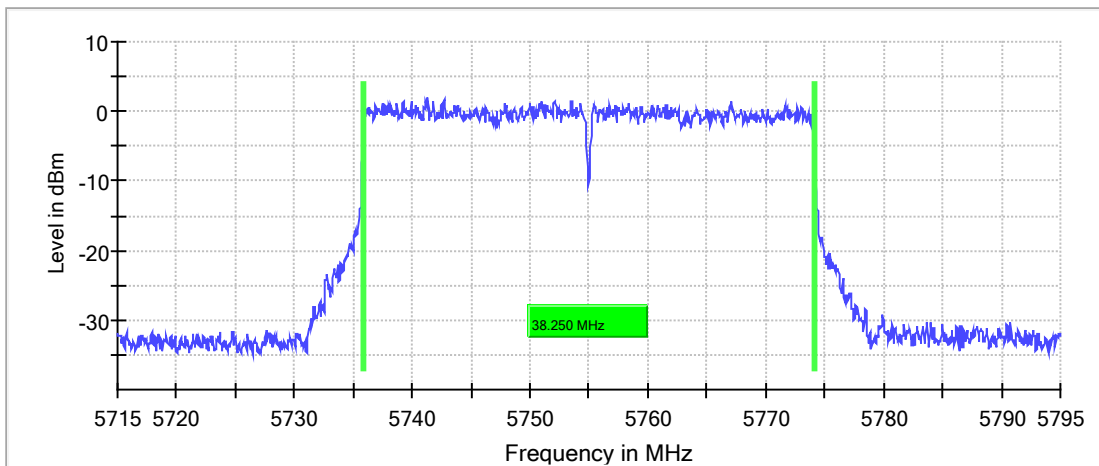
Minimum Emission Bandwidth 6 dB (5755 MHz; 24.000 dBm; 40 MHz)

6 dB Bandwidth

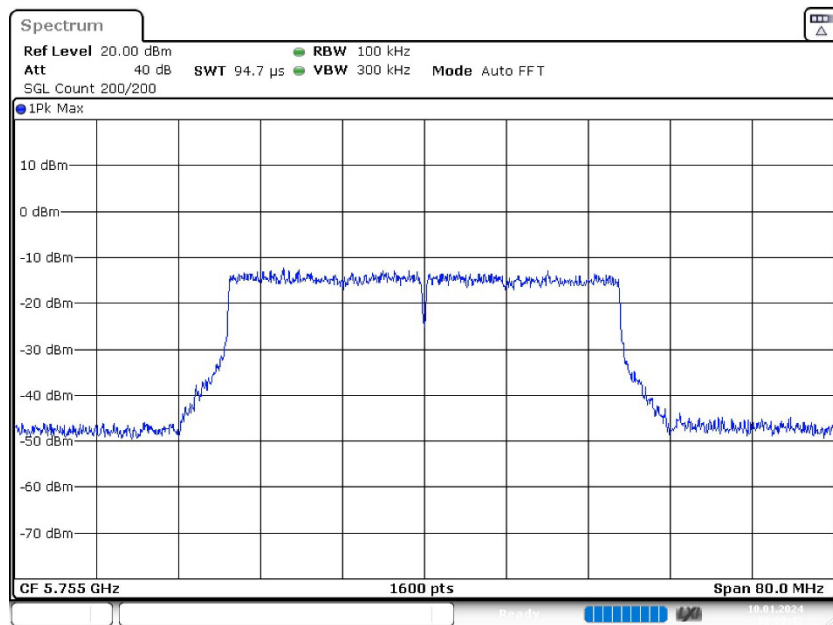
DUT Frequency (MHz)	Bandwidth (MHz)	Limit Min (MHz)	Limit Max (MHz)	Band Edge Left (MHz)	Band Edge Right (MHz)
5755.000000	38.250000	0.500000	---	5735.825000	5774.075000

DUT Frequency (MHz)	Max Level (dBm)	Result
5755.000000	2.0	PASS

6 dB Bandwidth



Bandwidth



Date: 10.JAN.2024 00:09:43

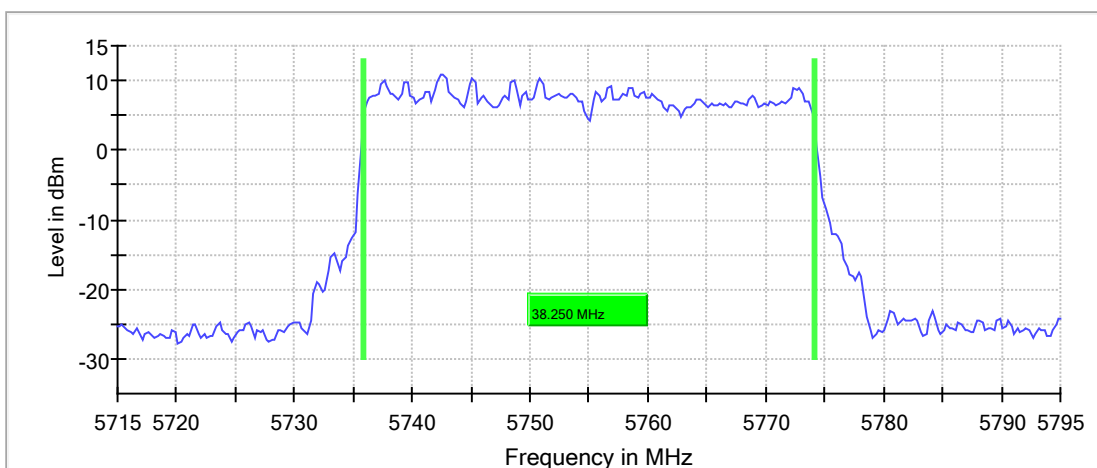
Occupied Channel Bandwidth 99% (5755 MHz; 24.000 dBm; 40 MHz)

99 % Bandwidth

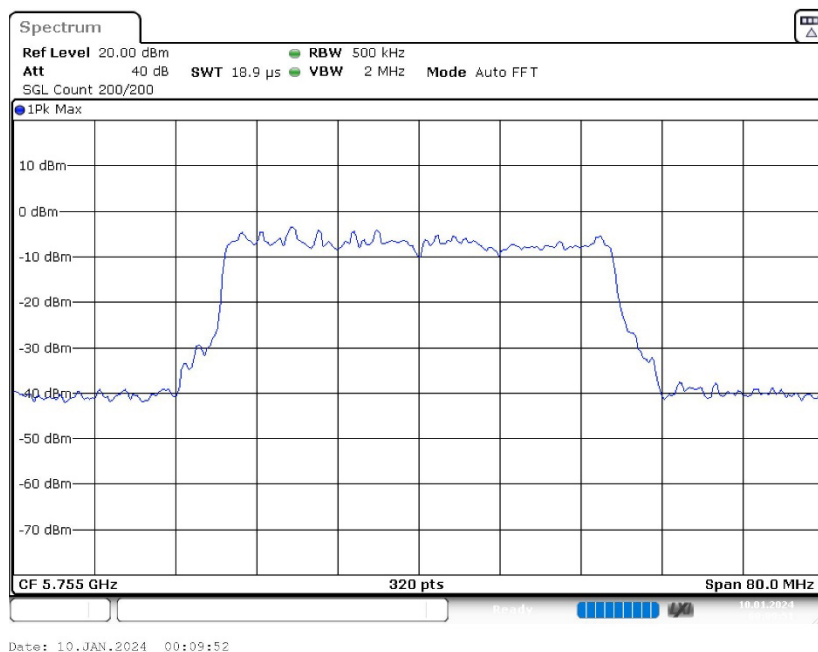
DUT Frequency (MHz)	Bandwidth (MHz)	Limit Min (MHz)	Limit Max (MHz)	Band Edge Left (MHz)	Band Edge Right (MHz)
5755.000000	38.250000	---	---	5735.875000	5774.125000

DUT Frequency (MHz)	Result
5755.000000	PASS

99 % Bandwidth



Bandwidth



Tx Spurious Emission (5755 MHz; 24.000 dBm; 40 MHz)

Result

DUT Frequency (MHz)	Result
5755.000000	PASS

Final measurements

Frequency (MHz)	Level Pre Measurement (dBm)	level (dBm)	Limit (dBm)	Margin (dB)	Result
---	---	---	---	---	---

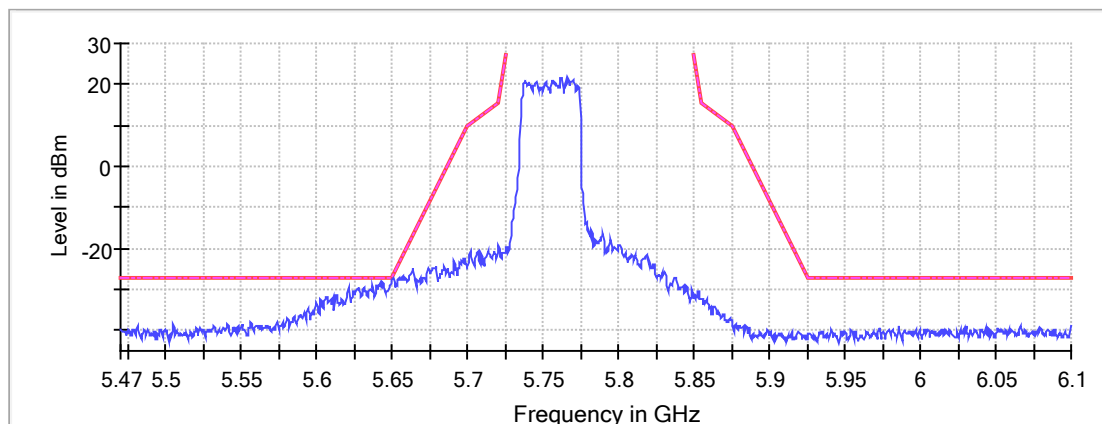
Pre Measurements

Frequency (MHz)	Level (dBm)	Margin (dB)	Limit (dBm)
5650.250000	-27.5	0.7	-26.8
5650.750000	-27.3	0.8	-26.4
5643.750000	-27.9	0.9	-27.0
5643.250000	-28.0	1.0	-27.0
5651.250000	-27.3	1.2	-26.1
5641.750000	-28.5	1.5	-27.0
5644.250000	-28.6	1.6	-27.0
5649.750000	-28.6	1.6	-27.0
5649.250000	-28.7	1.7	-27.0
5637.250000	-28.9	1.9	-27.0
5642.250000	-28.9	1.9	-27.0
5648.750000	-29.2	2.2	-27.0
5640.250000	-29.3	2.3	-27.0
5639.750000	-29.3	2.3	-27.0
5642.750000	-29.4	2.4	-27.0

Measurement Settings

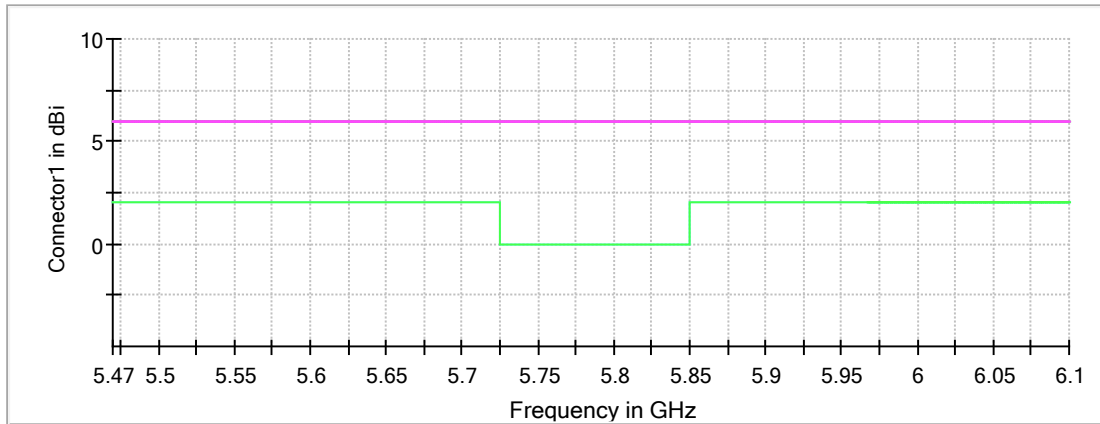
Start Frequency (MHz)	Stop Frequency (MHz)	Pre Measurement	Final Measurement
5470.000000	6100.000000	2	2

Spurious



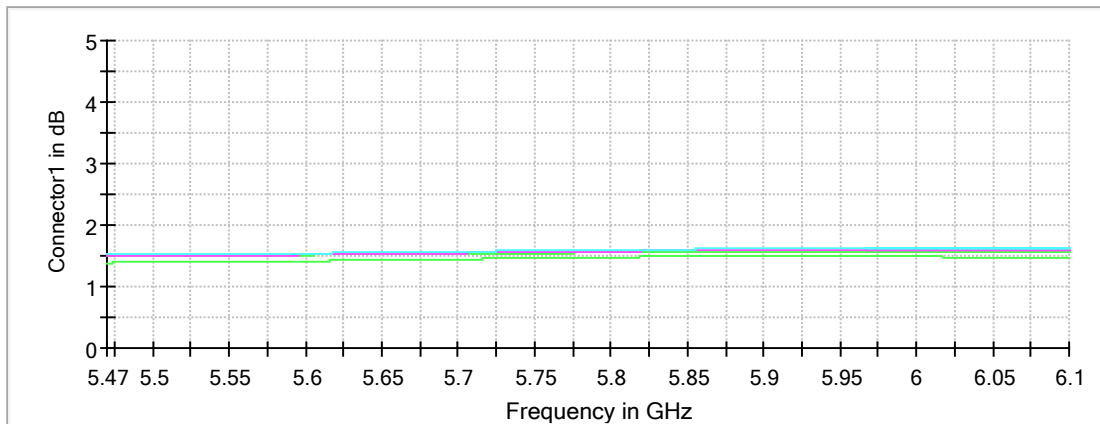
— Limit
 - - - Threshold
 × Critical
 × Final Critical
 — Sum Level

Gain



Connector1 Connector2 Connector3 Connector4

Attenuation



Connector1 Connector2 Connector3 Connector4

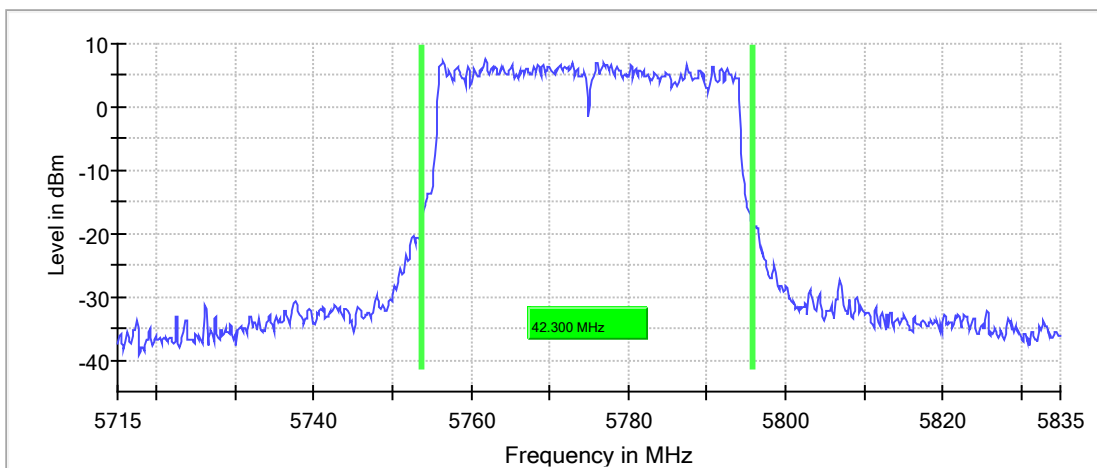
Emission Bandwidth 26 dB (5775 MHz; 24.000 dBm; 40 MHz)

26 dB Bandwidth

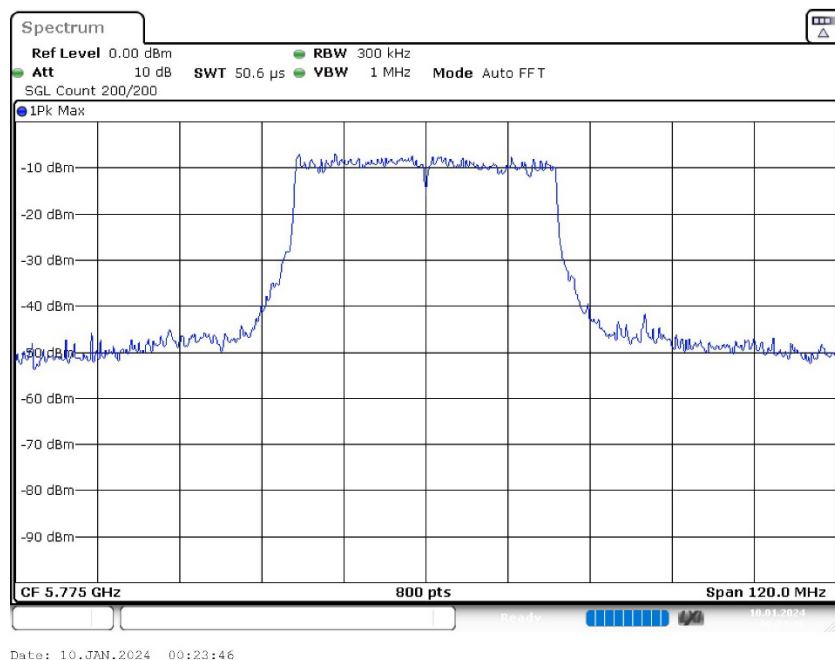
DUT Frequency (MHz)	Bandwidth (MHz)	Limit Min (MHz)	Limit Max (MHz)	Band Edge Left (MHz)	Band Edge Right (MHz)
5775.000000	42.300000	---	---	5753.625000	5795.925000

DUT Frequency (MHz)	Max Level (dBm)	Result
5775.000000	7.5	PASS

26 dB Bandwidth



Bandwidth



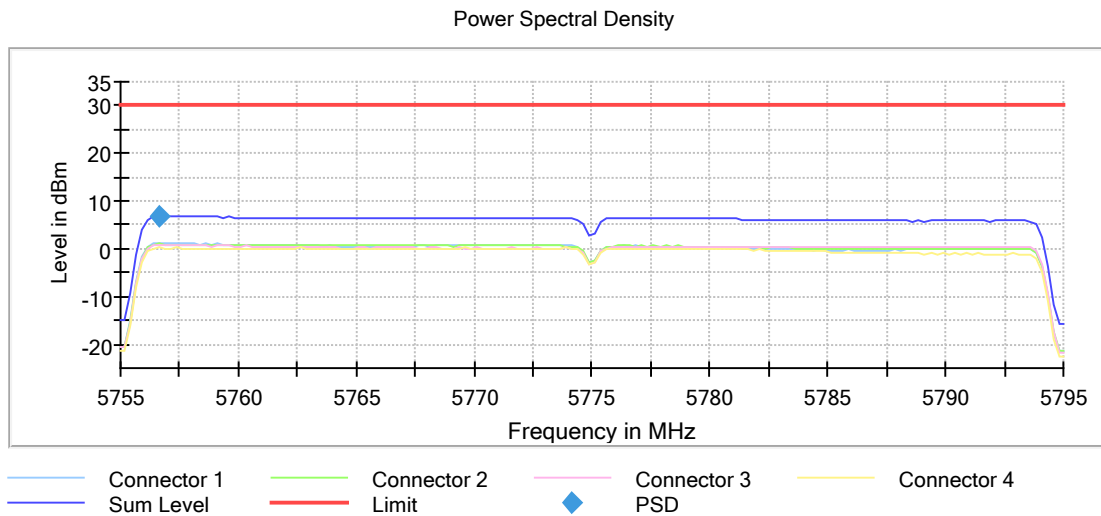
Power Spectral Density (5775 MHz; 24.000 dBm; 40 MHz)

Result

DUT Frequency (MHz)	Frequency (MHz)	PSD (dBm)	Limit Max (dBm)	Result
5775.000000	5756.625000	6.833	30.0	PASS

Ports

Port	State
1	used
2	used
3	used
4	used



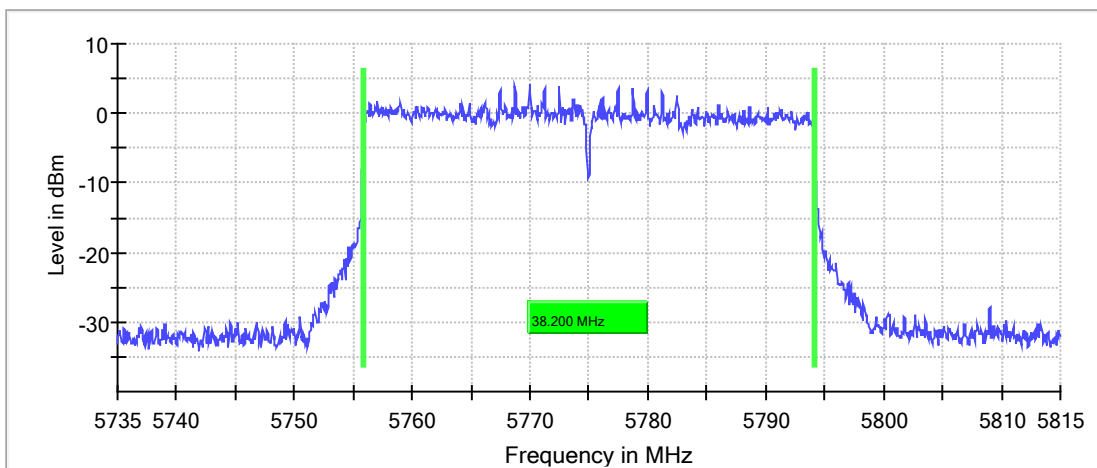
Minimum Emission Bandwidth 6 dB (5775 MHz; 24.000 dBm; 40 MHz)

6 dB Bandwidth

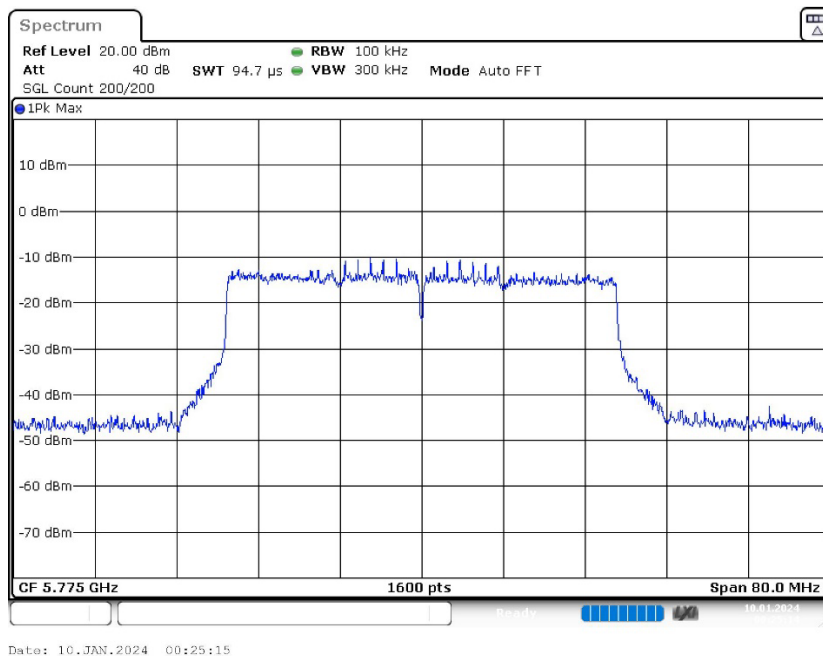
DUT Frequency (MHz)	Bandwidth (MHz)	Limit Min (MHz)	Limit Max (MHz)	Band Edge Left (MHz)	Band Edge Right (MHz)
5775.000000	38.200000	0.500000	---	5755.875000	5794.075000

DUT Frequency (MHz)	Max Level (dBm)	Result
5775.000000	4.2	PASS

6 dB Bandwidth



Bandwidth



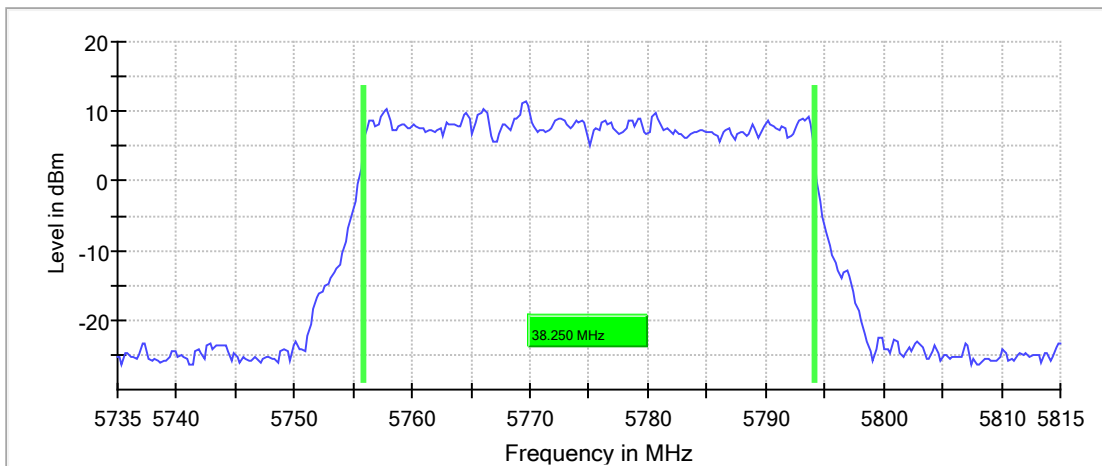
Occupied Channel Bandwidth 99% (5775 MHz; 24.000 dBm; 40 MHz)

99 % Bandwidth

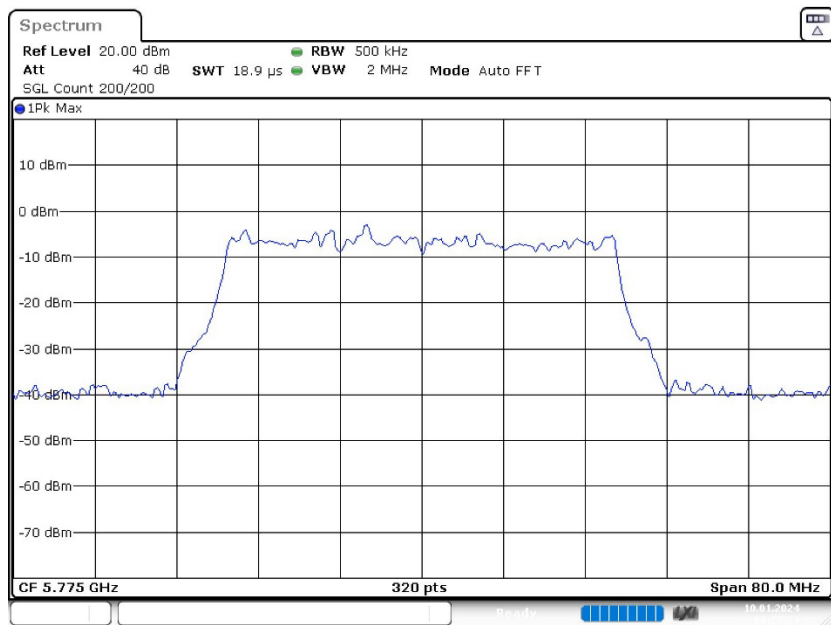
DUT Frequency (MHz)	Bandwidth (MHz)	Limit Min (MHz)	Limit Max (MHz)	Band Edge Left (MHz)	Band Edge Right (MHz)
5775.000000	38.250000	---	---	5755.875000	5794.125000

DUT Frequency (MHz)	Result
5775.000000	PASS

99 % Bandwidth



Bandwidth



Date: 10.JAN.2024 00:25:24

Tx Spurious Emission (5775 MHz; 24.000 dBm; 40 MHz)

Result

DUT Frequency (MHz)	Result
5775.000000	PASS

Final measurements

Frequency (MHz)	Level Pre Measurement (dBm)	level (dBm)	Limit (dBm)	Margin (dB)	Result
---	---	---	---	---	---

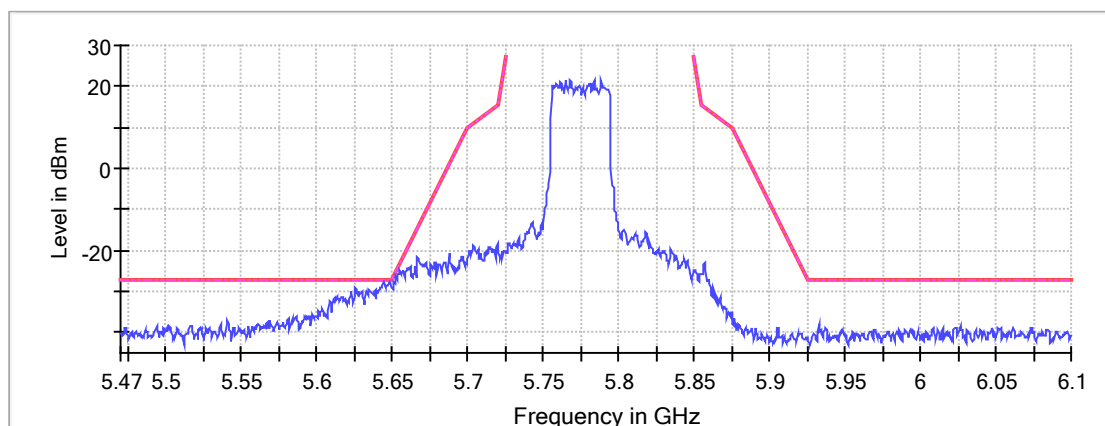
Pre Measurements

Frequency (MHz)	Level (dBm)	Margin (dB)	Limit (dBm)
5648.250000	-27.6	0.6	-27.0
5648.750000	-27.6	0.6	-27.0
5644.250000	-27.6	0.6	-27.0
5644.750000	-27.8	0.8	-27.0
5647.750000	-27.9	0.9	-27.0
5646.750000	-28.4	1.4	-27.0
5645.750000	-28.4	1.4	-27.0
5643.750000	-28.4	1.4	-27.0
5652.750000	-26.4	1.5	-25.0
5654.750000	-25.0	1.6	-23.5
5646.250000	-28.7	1.7	-27.0
5653.750000	-25.9	1.7	-24.2
5647.250000	-28.7	1.7	-27.0
5654.250000	-25.6	1.8	-23.9
5651.250000	-27.9	1.8	-26.1

Measurement Settings

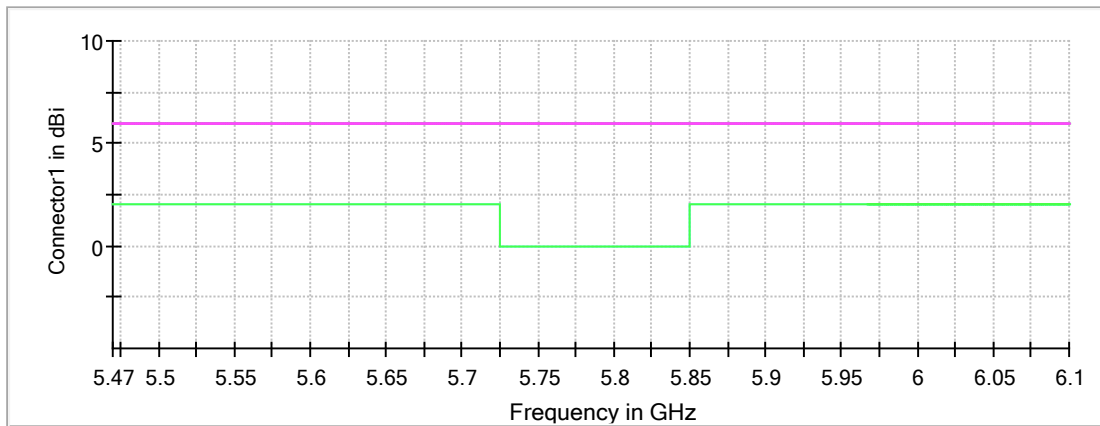
Start Frequency (MHz)	Stop Frequency (MHz)	Pre Measurement	Final Measurement
5470.000000	6100.000000	2	2

Spurious



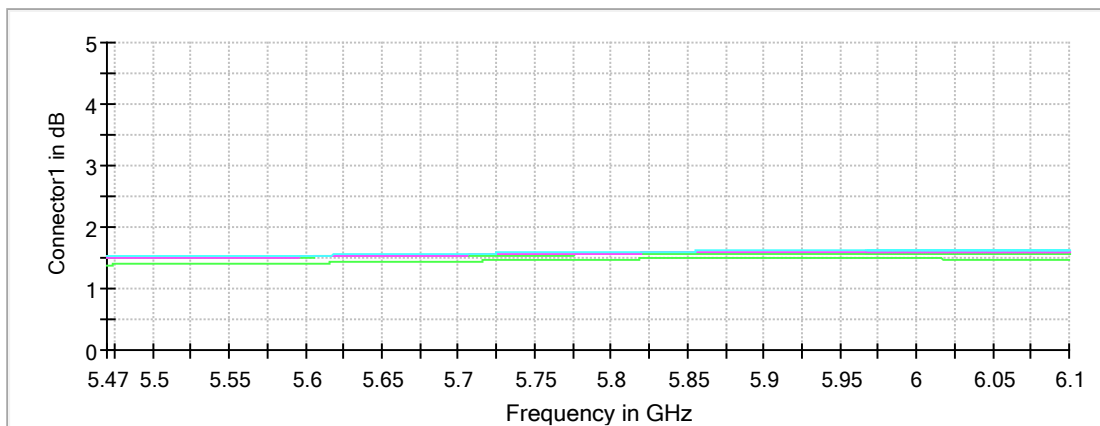
— Limit - - - - - Threshold × Critical × Final Critical — Sum Level

Gain



Connector1 Connector2 Connector3 Connector4

Attenuation



Connector1 Connector2 Connector3 Connector4

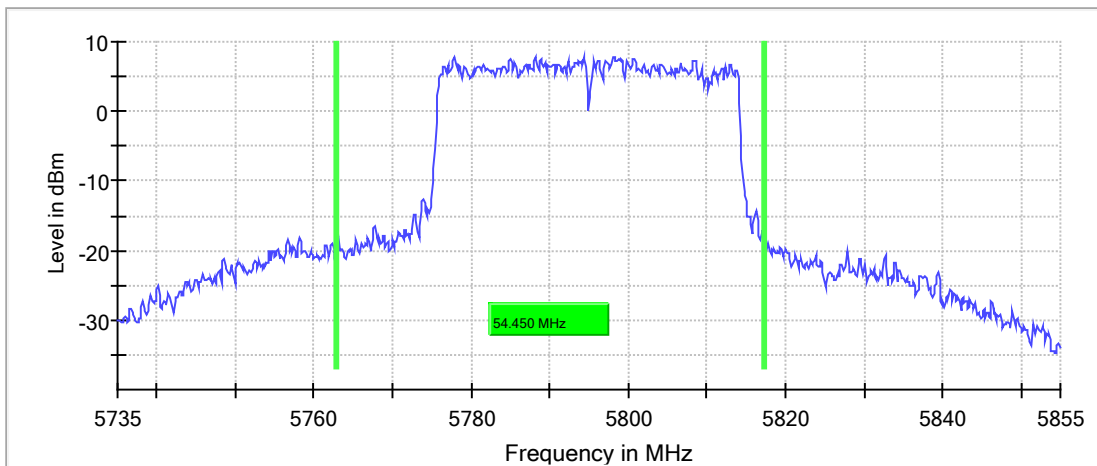
Emission Bandwidth 26 dB (5795 MHz; 24.000 dBm; 40 MHz)

26 dB Bandwidth

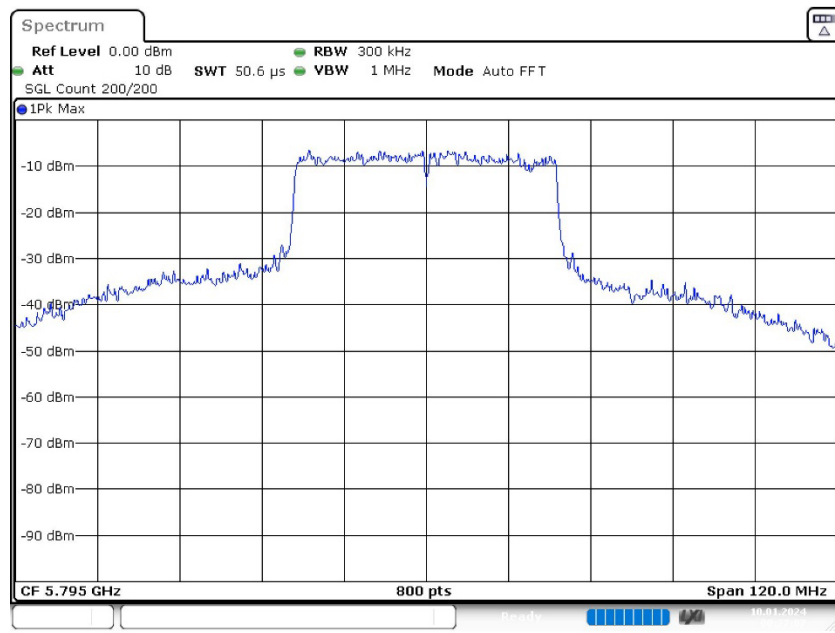
DUT Frequency (MHz)	Bandwidth (MHz)	Limit Min (MHz)	Limit Max (MHz)	Band Edge Left (MHz)	Band Edge Right (MHz)
5795.000000	54.450000	---	---	5762.825000	5817.275000

DUT Frequency (MHz)	Max Level (dBm)	Result
5795.000000	7.9	PASS

26 dB Bandwidth



Bandwidth



Date: 10.JAN.2024 00:27:08

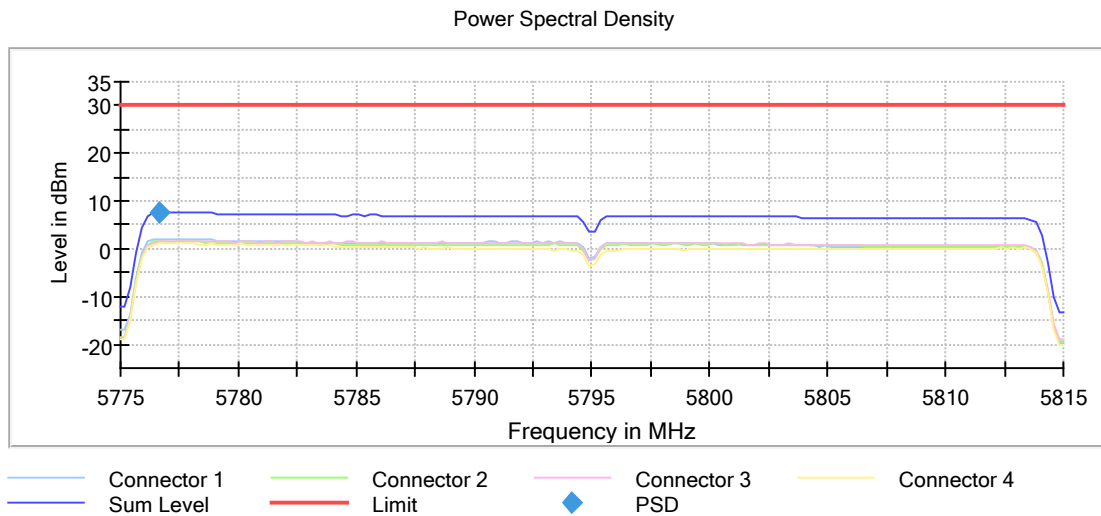
Power Spectral Density (5795 MHz; 24.000 dBm; 40 MHz)

Result

DUT Frequency (MHz)	Frequency (MHz)	PSD (dBm)	Limit Max (dBm)	Result
5795.000000	5776.625000	7.553	30.0	PASS

Ports

Port	State
1	used
2	used
3	used
4	used



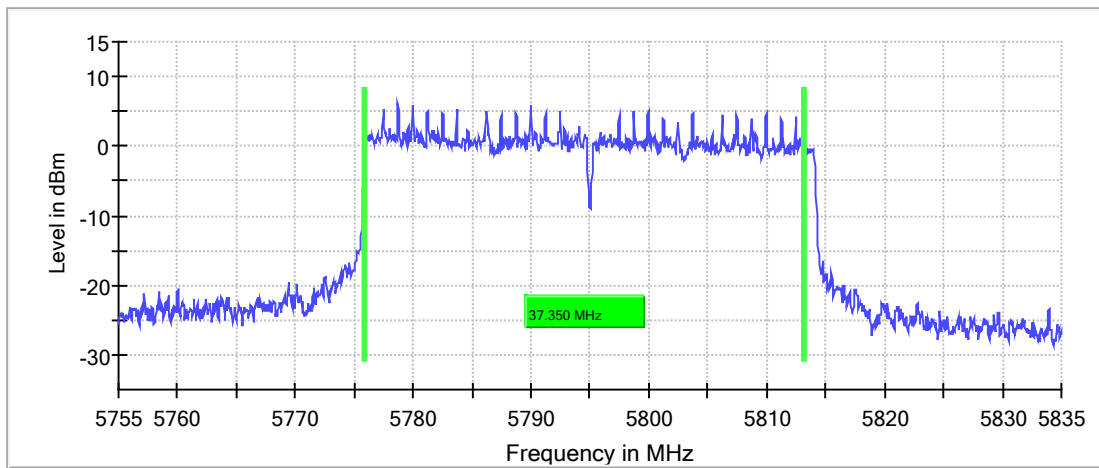
Minimum Emission Bandwidth 6 dB (5795 MHz; 24.000 dBm; 40 MHz)

6 dB Bandwidth

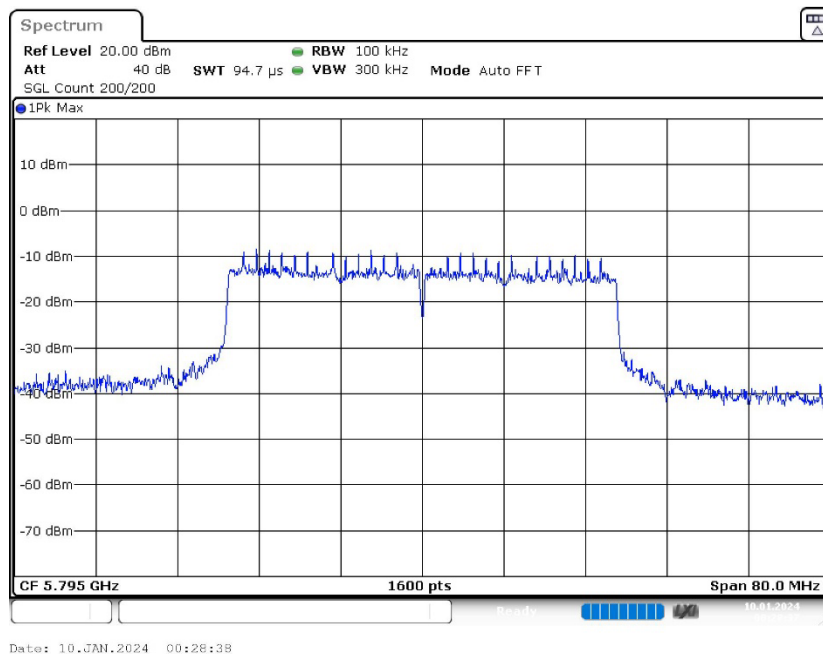
DUT Frequency (MHz)	Bandwidth (MHz)	Limit Min (MHz)	Limit Max (MHz)	Band Edge Left (MHz)	Band Edge Right (MHz)
5795.000000	37.350000	0.500000	---	5775.875000	5813.225000

DUT Frequency (MHz)	Max Level (dBm)	Result
5795.000000	6.1	PASS

6 dB Bandwidth



Bandwidth



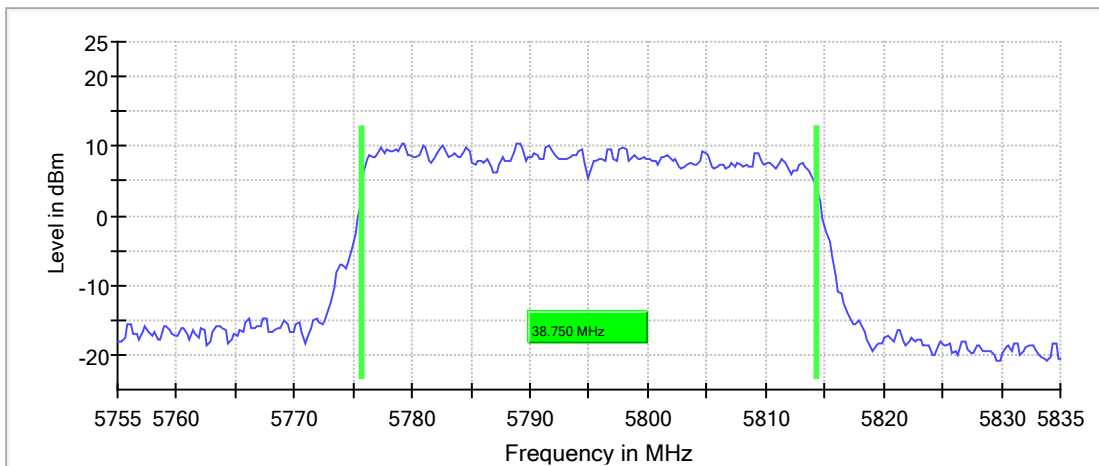
Occupied Channel Bandwidth 99% (5795 MHz; 24.000 dBm; 40 MHz)

99 % Bandwidth

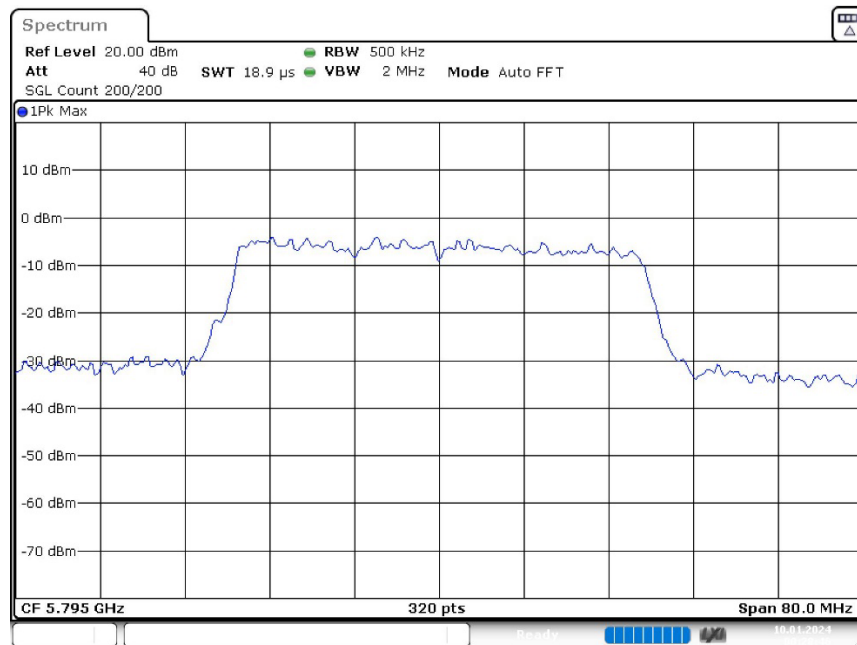
DUT Frequency (MHz)	Bandwidth (MHz)	Limit Min (MHz)	Limit Max (MHz)	Band Edge Left (MHz)	Band Edge Right (MHz)
5795.000000	38.750000	---	---	5775.625000	5814.375000

DUT Frequency (MHz)	Result
5795.000000	PASS

99 % Bandwidth



Bandwidth



Tx Spurious Emission (5795 MHz; 24.000 dBm; 40 MHz)

Result

DUT Frequency (MHz)	Result
5795.000000	PASS

Final measurements

Frequency (MHz)	Level Pre Measurement (dBm)	level (dBm)	Limit (dBm)	Margin (dB)	Result
---	---	---	---	---	---

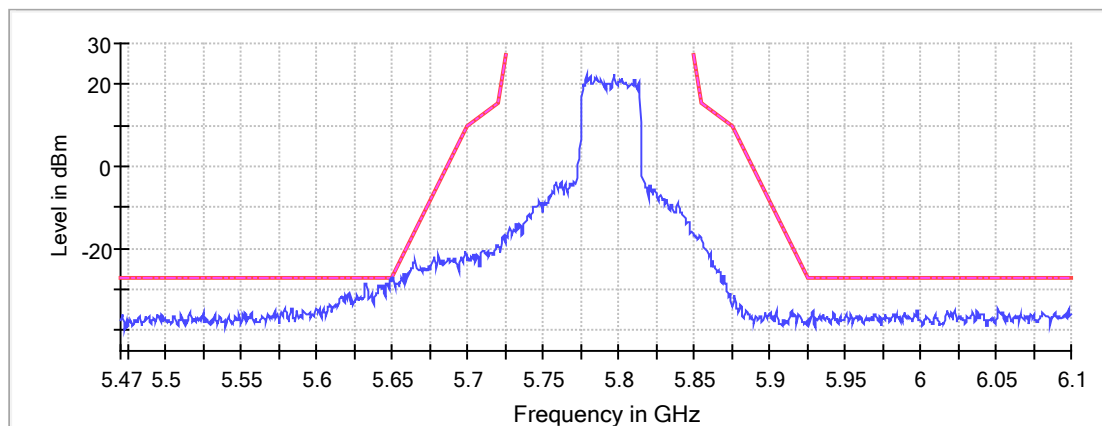
Pre Measurements

Frequency (MHz)	Level (dBm)	Margin (dB)	Limit (dBm)
5649.250000	-27.3	0.3	-27.0
5650.250000	-27.2	0.4	-26.8
5650.750000	-27.0	0.6	-26.4
5648.750000	-27.7	0.7	-27.0
5649.750000	-27.9	0.9	-27.0
5632.750000	-28.4	1.4	-27.0
5646.250000	-28.5	1.5	-27.0
5646.750000	-28.5	1.5	-27.0
5632.250000	-28.7	1.7	-27.0
5651.250000	-27.8	1.8	-26.1
5641.750000	-28.8	1.8	-27.0
5633.250000	-28.9	1.9	-27.0
5644.250000	-29.1	2.1	-27.0
5643.750000	-29.1	2.1	-27.0
5641.250000	-29.1	2.1	-27.0

Measurement Settings

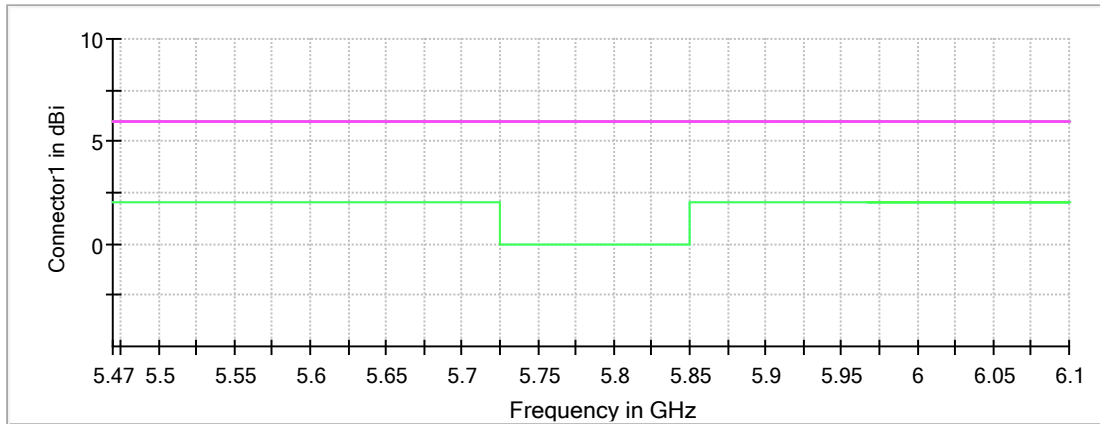
Start Frequency (MHz)	Stop Frequency (MHz)	Pre Measurement	Final Measurement
5470.000000	6100.000000	2	2

Spurious



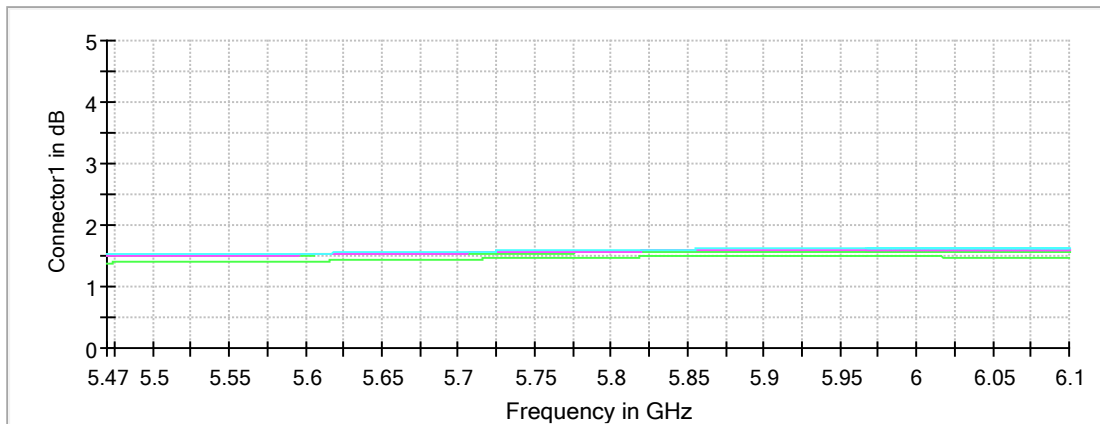
— Limit - - - - Threshold × Critical × Final Critical — Sum Level

Gain



Connector1 Connector2 Connector3 Connector4

Attenuation



Connector1 Connector2 Connector3 Connector4

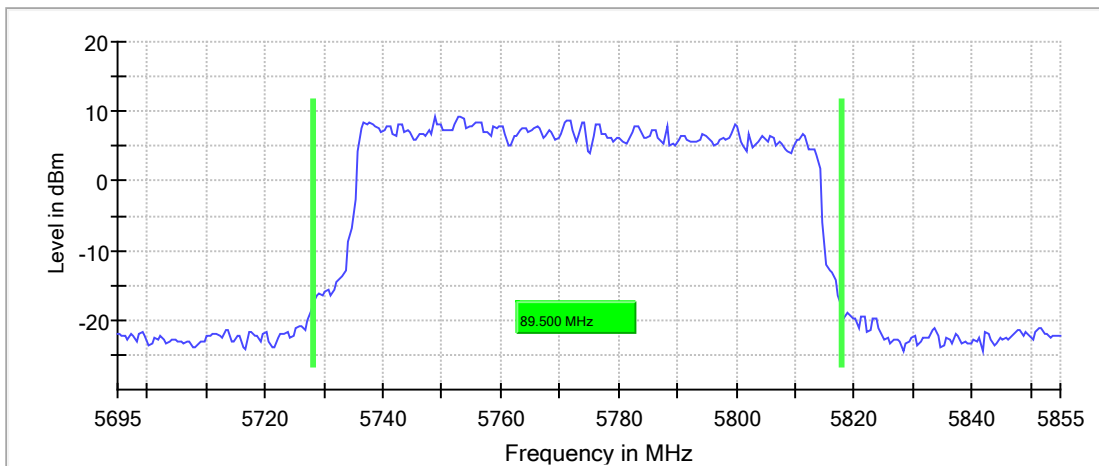
Emission Bandwidth 26 dB (5775 MHz; 24.000 dBm; 80 MHz)

26 dB Bandwidth

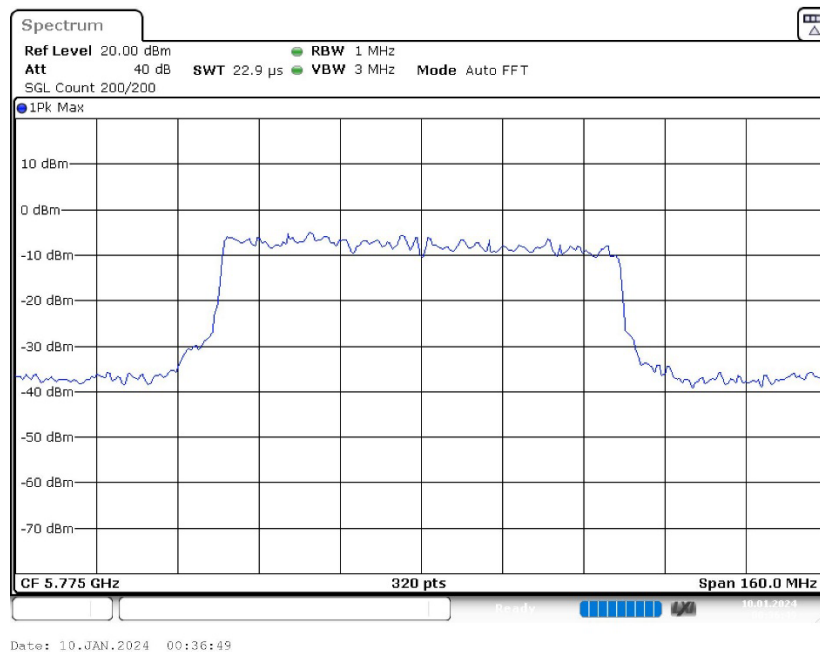
DUT Frequency (MHz)	Bandwidth (MHz)	Limit Min (MHz)	Limit Max (MHz)	Band Edge Left (MHz)	Band Edge Right (MHz)
5775.000000	89.500000	---	---	5728.250000	5817.750000

DUT Frequency (MHz)	Max Level (dBm)	Result
5775.000000	9.3	PASS

26 dB Bandwidth



Bandwidth



Power Spectral Density (5775 MHz; 24.000 dBm; 80 MHz)

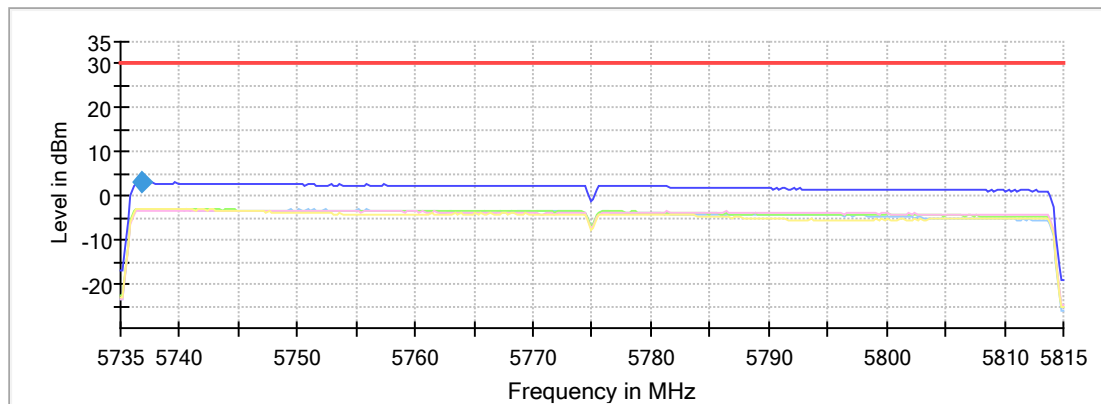
Result

DUT Frequency (MHz)	Frequency (MHz)	PSD (dBm)	Limit Max (dBm)	Result
5775.000000	5736.875000	2.973	30.0	PASS

Ports

Port	State
1	used
2	used
3	used
4	used

Power Spectral Density



— Connector 1 — Connector 2 — Connector 3 — Connector 4
— Sum Level — Limit ◆ PSD

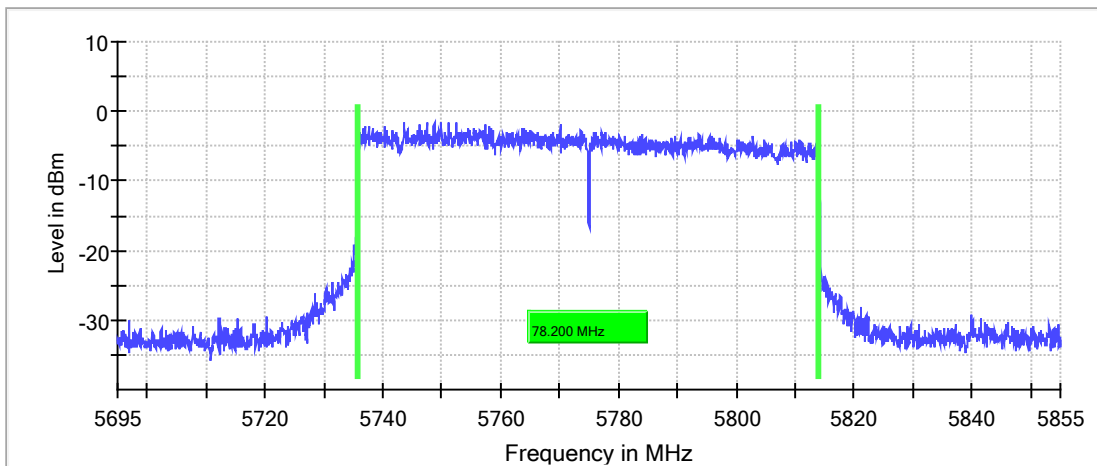
Minimum Emission Bandwidth 6 dB (5775 MHz; 24.000 dBm; 80 MHz)

6 dB Bandwidth

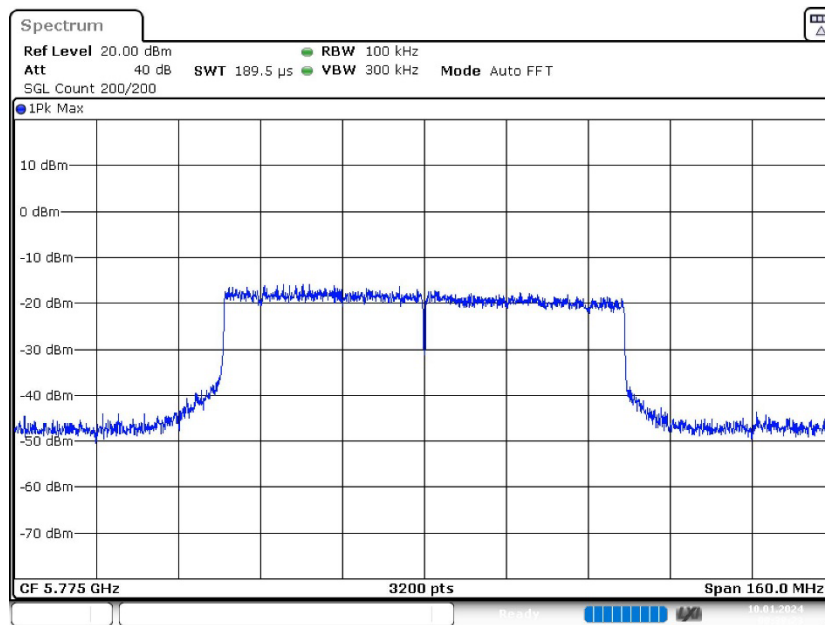
DUT Frequency (MHz)	Bandwidth (MHz)	Limit Min (MHz)	Limit Max (MHz)	Band Edge Left (MHz)	Band Edge Right (MHz)
5775.000000	78.200000	0.500000	---	5735.825000	5814.025000

DUT Frequency (MHz)	Max Level (dBm)	Result
5775.000000	-1.5	PASS

6 dB Bandwidth



Bandwidth



Date: 10.JAN.2024 00:38:23

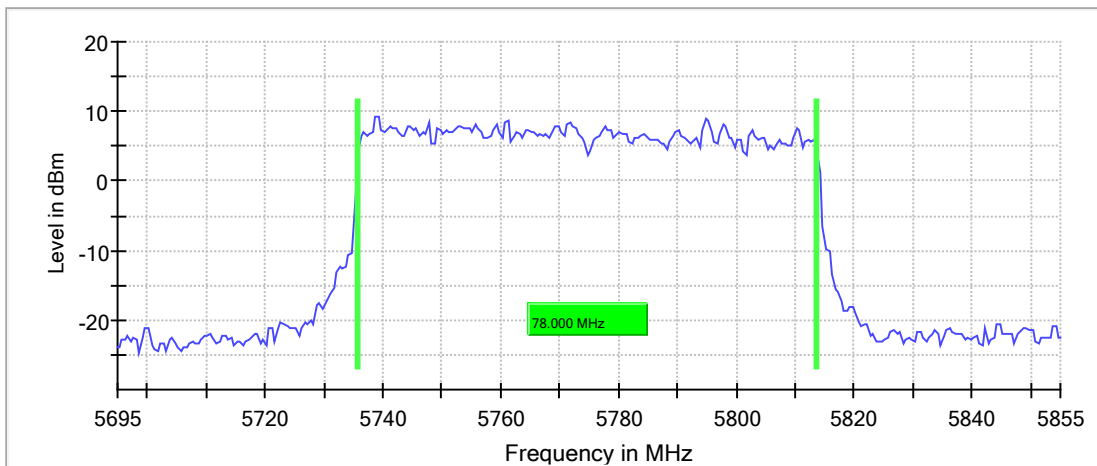
Occupied Channel Bandwidth 99% (5775 MHz; 24.000 dBm; 80 MHz)

99 % Bandwidth

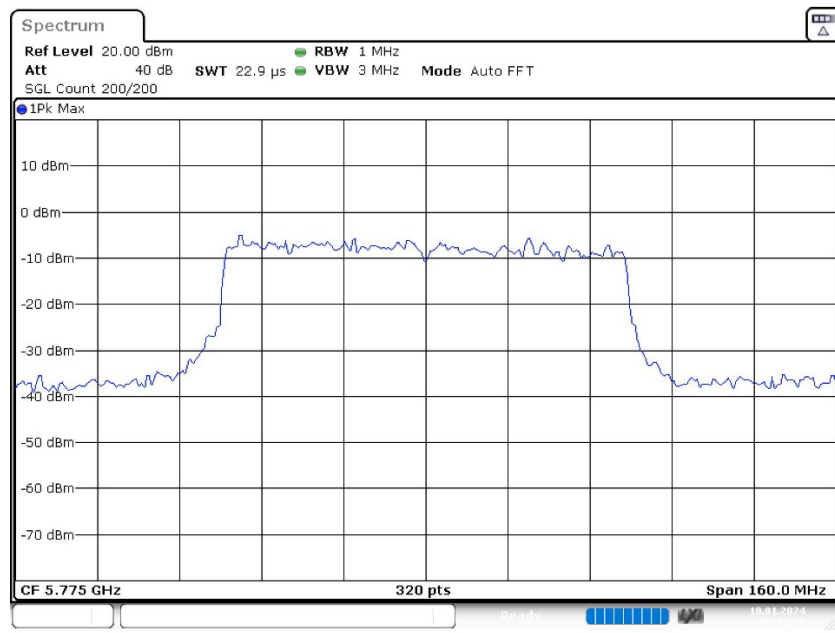
DUT Frequency (MHz)	Bandwidth (MHz)	Limit Min (MHz)	Limit Max (MHz)	Band Edge Left (MHz)	Band Edge Right (MHz)
5775.000000	78.000000	---	---	5735.750000	5813.750000

DUT Frequency (MHz)	Result
5775.000000	PASS

99 % Bandwidth



Bandwidth



Date: 10.JAN.2024 00:38:35

Tx Spurious Emission (5775 MHz; 24.000 dBm; 80 MHz)

Result

DUT Frequency (MHz)	Result
5775.000000	PASS

Final measurements

Frequency (MHz)	Level Pre Measurement (dBm)	level (dBm)	Limit (dBm)	Margin (dB)	Result
---	---	---	---	---	---

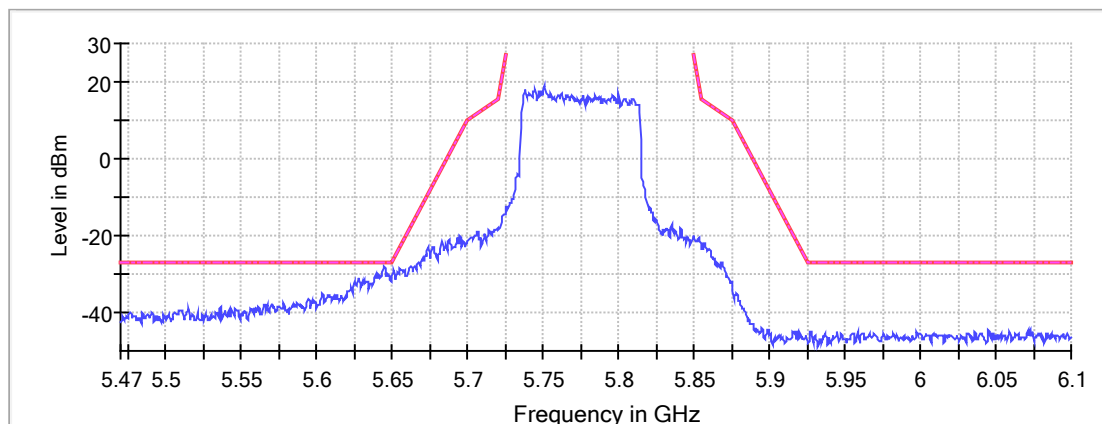
Pre Measurements

Frequency (MHz)	Level (dBm)	Margin (dB)	Limit (dBm)
5644.750000	-27.9	0.9	-27.0
5645.250000	-28.3	1.3	-27.0
5644.250000	-28.6	1.6	-27.0
5643.750000	-29.7	2.7	-27.0
5645.750000	-29.9	2.9	-27.0
5641.250000	-29.9	2.9	-27.0
5638.750000	-29.9	2.9	-27.0
5643.250000	-30.0	3.0	-27.0
5650.750000	-29.6	3.1	-26.4
5647.250000	-30.2	3.2	-27.0
5651.250000	-29.2	3.2	-26.1
5642.750000	-30.3	3.3	-27.0
5641.750000	-30.4	3.4	-27.0
5639.250000	-30.4	3.4	-27.0
5646.750000	-30.5	3.5	-27.0

Measurement Settings

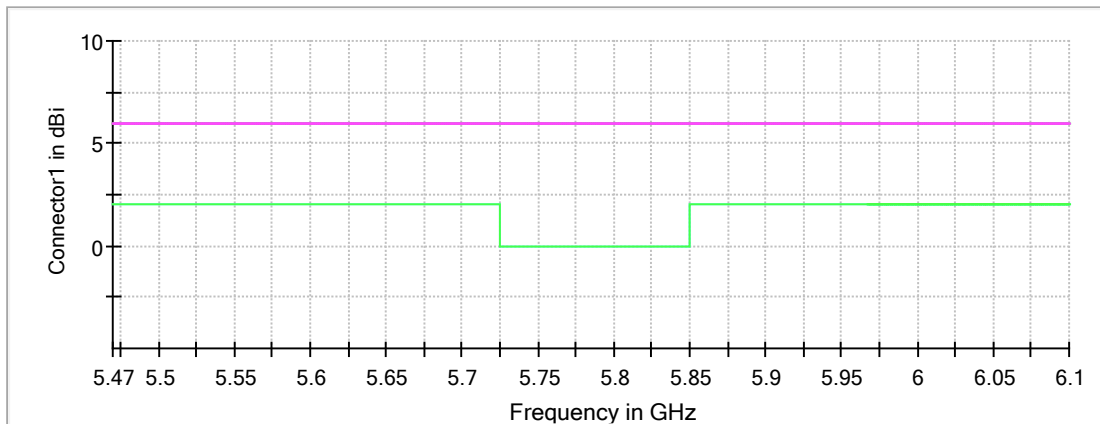
Start Frequency (MHz)	Stop Frequency (MHz)	Pre Measurement	Final Measurement
5470.000000	6100.000000	2	2

Spurious



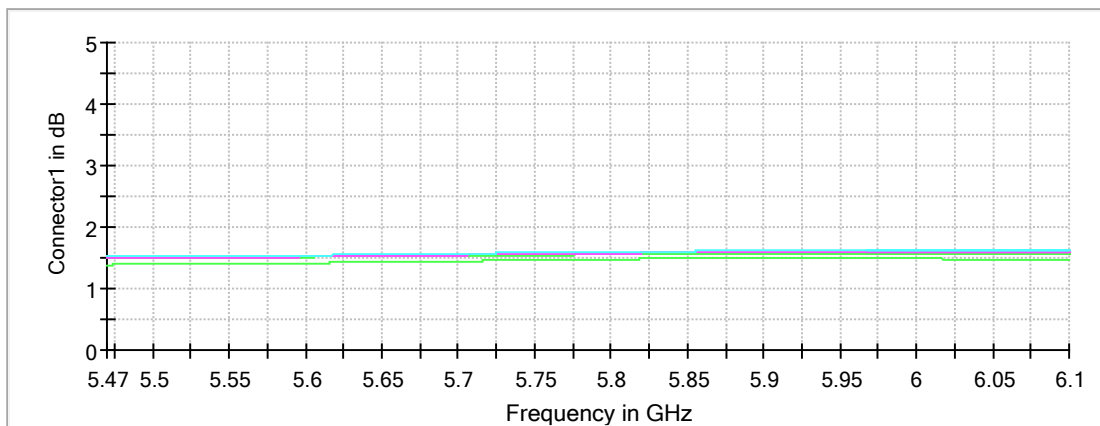
— Limit - - - Threshold × Critical × Final Critical — Sum Level

Gain



Connector1 Connector2 Connector3 Connector4

Attenuation



Connector1 Connector2 Connector3 Connector4

-- End of Report --