



427 West 12800 South
Draper, UT 84020

Test Report Attachment

FCC ID	SWX-U7PROM
ISED ID	6545A-U7PROM
Equipment Under Test	U7-Pro-Max
Test Report Serial Number	TR8822_01
Date of Test	10 January 2024
Report Issue Date	13 February 2024

Test Personnel

Testing performed by	Evan Hartzell
-----------------------------	---------------

Test Location

Testing was performed at the Unified Compliance Laboratory located at 427 West 12800 South, Draper, UT 84020. Unified Compliance Laboratory is accredited by National Voluntary Laboratory Accreditation Program (NVLAP); NVLAP Code 600241-0 which is effective until 30 June 2024. This site has also been registered with Innovations, Science and Economic Development (ISED) department as was accepted under Appendix B, Phase 1 procedures of the APEC Tel MRA for Canadian recognition. ISED No.: 25346, effective until 30 June 2024. Unified Compliance Laboratory has been assigned Conformity Assessment Number US0223 by ISED and MRA US5037.



1 UNII-7

Summary

Test	Frequency (MHz)	Nominal Power (dBm)	Nominal Bandwidth (MHz)	Result
Emission Bandwidth 26 dB	6535.000	24.0	20.000000	PASS
RF output power	6535.000	24.0	20.000000	PASS
In-Band Emissions	6535.000	24.0	20.000000	PASS
Occupied Channel Bandwidth 99%	6535.000	24.0	20.000000	PASS
Frequency Stability	6535.000	24.0	20.000000	PASS
Emission Bandwidth 26 dB	6695.000	24.0	20.000000	PASS
In-Band Emissions	6695.000	24.0	20.000000	PASS
Occupied Channel Bandwidth 99%	6695.000	24.0	20.000000	PASS
Emission Bandwidth 26 dB	6875.000	24.0	20.000000	PASS
In-Band Emissions	6875.000	24.0	20.000000	PASS
Occupied Channel Bandwidth 99%	6875.000	24.0	20.000000	PASS
Emission Bandwidth 26 dB	6525.000	24.0	40.000000	PASS
In-Band Emissions	6525.000	24.0	40.000000	PASS
Occupied Channel Bandwidth 99%	6525.000	24.0	40.000000	PASS
Emission Bandwidth 26 dB	6685.000	24.0	40.000000	PASS
In-Band Emissions	6685.000	24.0	40.000000	PASS
Occupied Channel Bandwidth 99%	6685.000	24.0	40.000000	PASS
Emission Bandwidth 26 dB	6885.000	24.0	40.000000	PASS
In-Band Emissions	6885.000	24.0	40.000000	PASS
Occupied Channel Bandwidth 99%	6885.000	24.0	40.000000	PASS
Emission Bandwidth 26 dB	6545.000	24.0	80.000000	PASS
In-Band Emissions	6545.000	24.0	80.000000	PASS
Occupied Channel Bandwidth 99%	6545.000	24.0	80.000000	PASS
Emission Bandwidth 26 dB	6705.000	24.0	80.000000	PASS
In-Band Emissions	6705.000	24.0	80.000000	PASS
Occupied Channel Bandwidth 99%	6705.000	24.0	80.000000	PASS
Emission Bandwidth 26 dB	6865.000	24.0	80.000000	PASS
In-Band Emissions	6865.000	24.0	80.000000	PASS
Occupied Channel Bandwidth 99%	6865.000	24.0	80.000000	PASS
Emission Bandwidth 26 dB	6505.000	24.0	160.000000	PASS
In-Band Emissions	6505.000	24.0	160.000000	PASS
Occupied Channel Bandwidth 99%	6505.000	24.0	160.000000	PASS
Tx Spurious Emission	6505.000	24.0	160.000000	PASS
Emissions in restricted frequency bands (Average)	6505.000	24.0	160.000000	PASS
Emissions in restricted frequency bands (Peak)	6505.000	24.0	160.000000	PASS
Emission Bandwidth 26 dB	6665.000	24.0	160.000000	PASS
In-Band Emissions	6665.000	24.0	160.000000	PASS
Occupied Channel Bandwidth 99%	6665.000	24.0	160.000000	PASS
Tx Spurious Emission	6665.000	24.0	160.000000	PASS
Emissions in restricted frequency bands (Average)	6665.000	24.0	160.000000	PASS
Emissions in restricted frequency bands (Peak)	6665.000	24.0	160.000000	PASS
Emission Bandwidth 26 dB	6825.000	24.0	160.000000	PASS
In-Band Emissions	6825.000	24.0	160.000000	PASS
Occupied Channel Bandwidth 99%	6825.000	24.0	160.000000	PASS
Tx Spurious Emission	6825.000	24.0	160.000000	PASS
Emissions in restricted frequency bands (Average)	6825.000	24.0	160.000000	PASS
Emissions in restricted frequency bands (Peak)	6825.000	24.0	160.000000	PASS
Emission Bandwidth 26 dB	6585.000	24.0	320.000000	PASS
In-Band Emissions	6585.000	24.0	320.000000	PASS
Occupied Channel Bandwidth 99%	6585.000	24.0	320.000000	PASS

Emission Bandwidth 26 dB (6535 MHz; 24.000 dBm; 20 MHz)

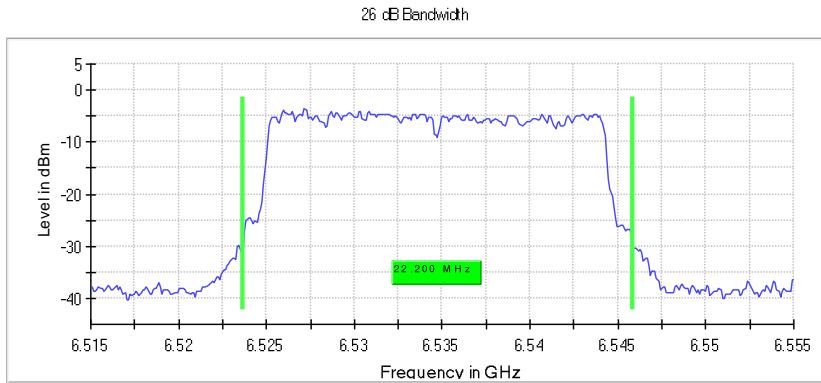
Customized settings.

26 dB Bandwidth

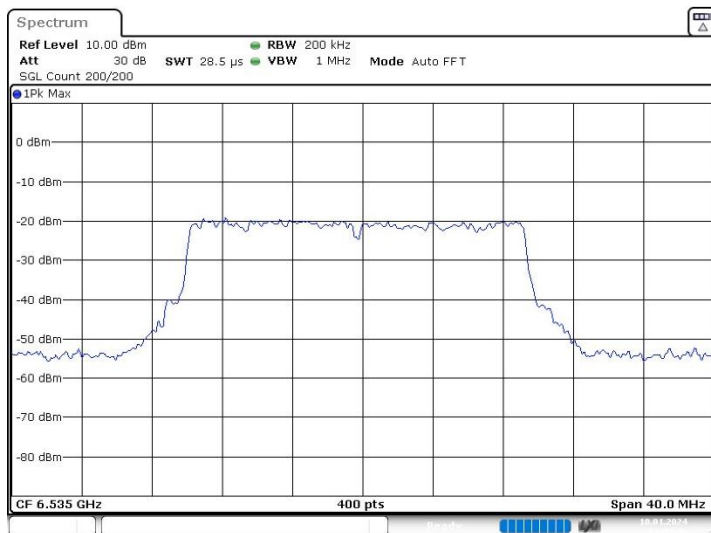
DUT Frequency (MHz)	Bandwidth (MHz)	Limit Min (MHz)	Limit Max (MHz)	Band Edge Left (MHz)	Limit Min BE L
6535.000000	22.200000	---	320.000000	6523.650000	---

(continuation of the "26 dB Bandwidth" table from column 6 ...)

DUT Frequency (MHz)	Band Edge Right (MHz)	Limit Max BE R (MHz)	Max Level (dBm)	Result
6535.000000	6545.850000	---	-3.5	PASS



Bandwidth



Date: 10-JAN-2024 03:49:33

Measurement

Setting	Instrument Value	Target Value
Start Frequency	6.51500 GHz	6.51500 GHz
Stop Frequency	6.55500 GHz	6.55500 GHz
Span	40.000 MHz	40.000 MHz
RBW	200.000 kHz	~ 200.000 kHz
VBW	1.000 MHz	>= 600.000 kHz
SweepPoints	400	~ 400
Sweeptime	28.477 μ s	AUTO
Reference Level	10.000 dBm	10.000 dBm
Attenuation	30.000 dB	AUTO
Detector	MaxPeak	MaxPeak
SweepCount	200	200
Filter	3 dB	3 dB
Trace Mode	Max Hold	Max Hold
SweepType	FFT	AUTO
Preamp	off	off

RF output power (6535 MHz; 24.000 dBm; 20 MHz)

Customized settings.

Result

DUT Frequency (MHz)	Gated EIRP (dBm)	Limit Max (dBm)	Gated RMS (dBm)	DutyCycle (%)	Result
6535.000000	14.7	24.0	14.7	99.719	PASS

OSP PowerMeter settings

Setting	Instrument Value	Target Value
Measurement Time	1.000 s	1.000 s
Points	1000000	1000000
Time resolution	1.000 μ s	1.000 μ s

In-Band Emissions (6535 MHz; 24.000 dBm; 20 MHz)

Customized settings.

Result

DUT Frequency (MHz)	Result
6535.000000	PASS

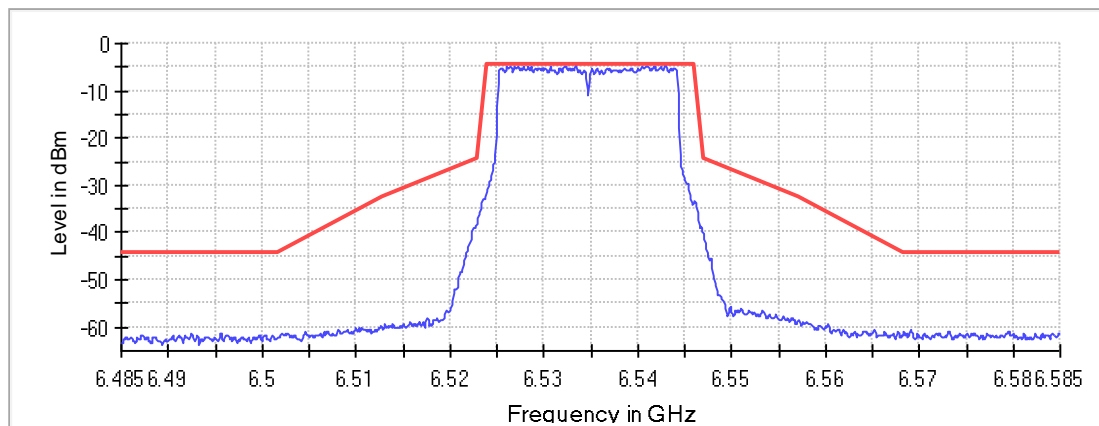
Inband Peak

Frequency (MHz)	Level (dBm)
6542.950000	-4.5

Measurements

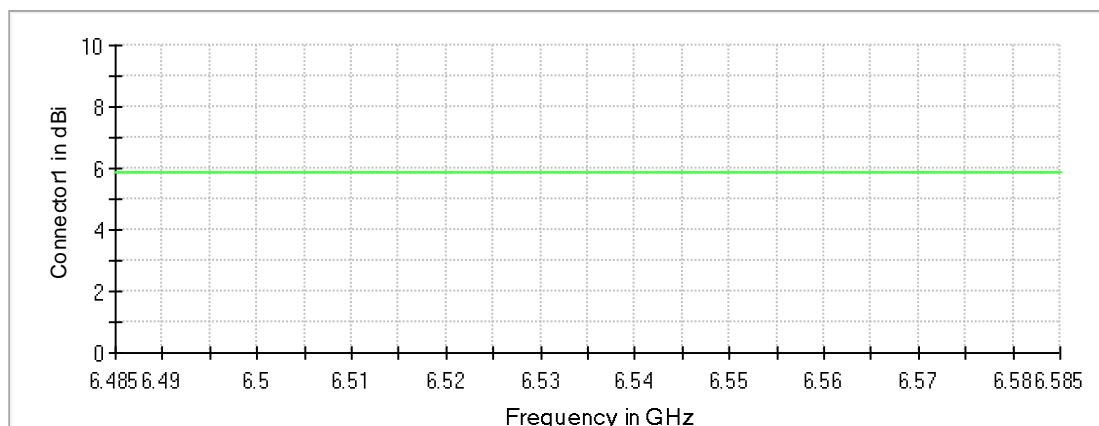
Frequency (MHz)	Level (dBm)	Margin (dB)	Limit (dBm)	Result
6542.950000	-4.5	0.0	-4.5	PASS
6542.850000	-4.6	0.1	-4.5	PASS
6533.450000	-4.6	0.2	-4.5	PASS
6540.550000	-4.7	0.3	-4.5	PASS
6527.250000	-4.7	0.3	-4.5	PASS
6540.850000	-4.8	0.3	-4.5	PASS
6540.950000	-4.8	0.3	-4.5	PASS
6541.850000	-4.8	0.4	-4.5	PASS
6526.050000	-4.8	0.4	-4.5	PASS
6541.150000	-4.9	0.4	-4.5	PASS
6526.350000	-4.9	0.4	-4.5	PASS
6527.350000	-4.9	0.4	-4.5	PASS
6542.450000	-4.9	0.5	-4.5	PASS
6540.450000	-5.0	0.5	-4.5	PASS
6532.150000	-5.0	0.5	-4.5	PASS

In Band

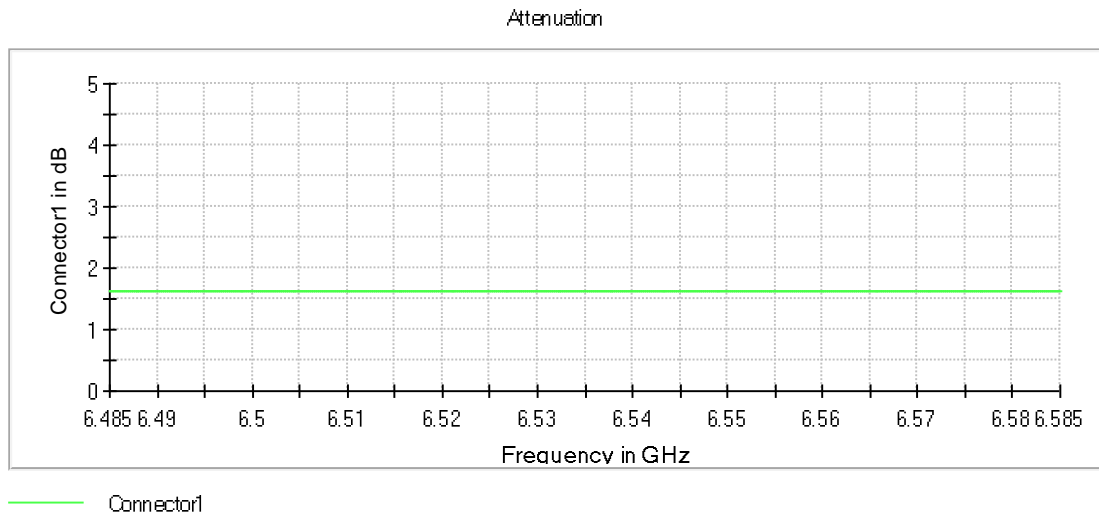


— Level — Limit × Fail

Gain



— Connector1



Measurement 1

Setting	Instrument Value	Target Value
Start Frequency	6.48500 GHz	6.48500 GHz
Stop Frequency	6.58500 GHz	6.58500 GHz
Span	100.000 MHz	100.000 MHz
RBW	200.000 kHz	~ 200.000 kHz
VBW	500.000 kHz	~ 600.000 kHz
SweepPoints	1000	~ 1000
Sweeptime	1.050 ms	AUTO
Reference Level	0.000 dBm	0.000 dBm
Attenuation	20.000 dB	20.000 dB
Detector	RMS	RMS
SweepCount	100	100
Filter	3 dB	3 dB
Trace Mode	Average Power	Average Power
SweepType	Sweep	Sweep
Preamp	off	off

Occupied Channel Bandwidth 99% (6535 MHz; 24.000 dBm; 20 MHz)

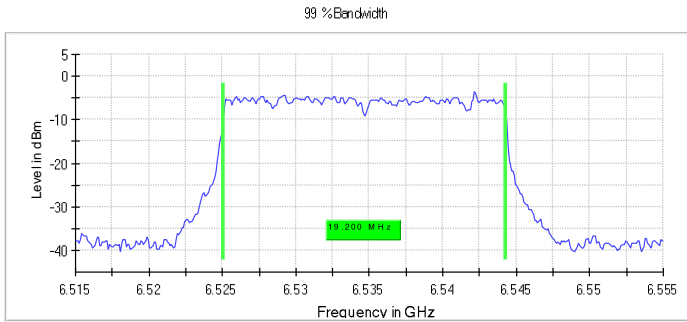
Customized settings.

99 % Bandwidth

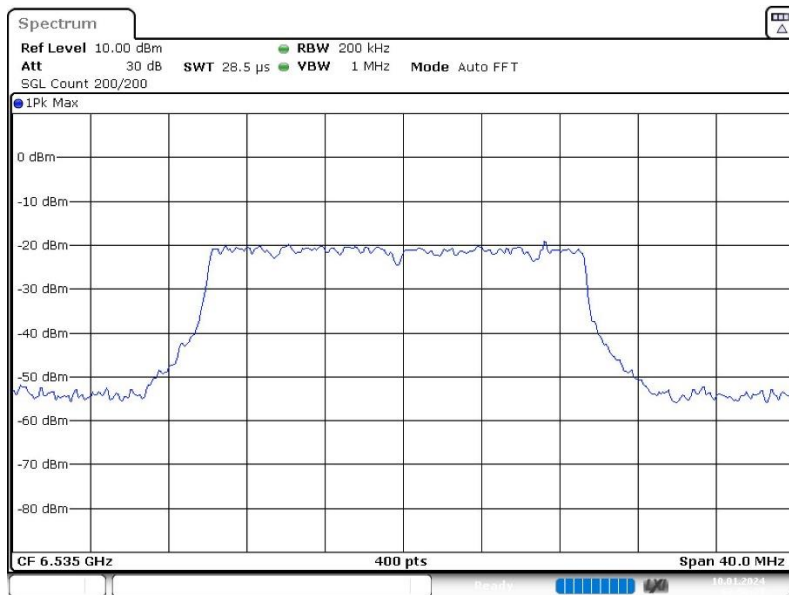
DUT Frequency (MHz)	Bandwidth (MHz)	Limit Min (MHz)	Limit Max (MHz)	Band Edge Left (MHz)	Limit Min BE L (MHz)
6535.000000	19.200000	---	320.000000	6525.050000	5925.000000

(continuation of the "99 % Bandwidth" table from column 6 ...)

DUT Frequency (MHz)	Band Edge Right (MHz)	Limit Max BE R (MHz)	Result
6535.000000	6544.250000	7125.000000	PASS



Bandwidth



Date: 10.JAN.2024 03:50:27

Measurement

Setting	Instrument Value	Target Value
Start Frequency	6.51500 GHz	6.51500 GHz
Stop Frequency	6.55500 GHz	6.55500 GHz
Span	40.000 MHz	40.000 MHz
RBW	200.000 kHz	\geq 200.000 kHz
VBW	1.000 MHz	\geq 600.000 kHz
SweepPoints	400	\sim 400
Sweptime	28.477 μ s	AUTO
Reference Level	10.000 dBm	10.000 dBm
Attenuation	30.000 dB	AUTO
Detector	MaxPeak	MaxPeak
SweepCount	200	200
Filter	3 dB	3 dB
Trace Mode	Max Hold	Max Hold
Sweeptype	FFT	AUTO
Preamp	off	off

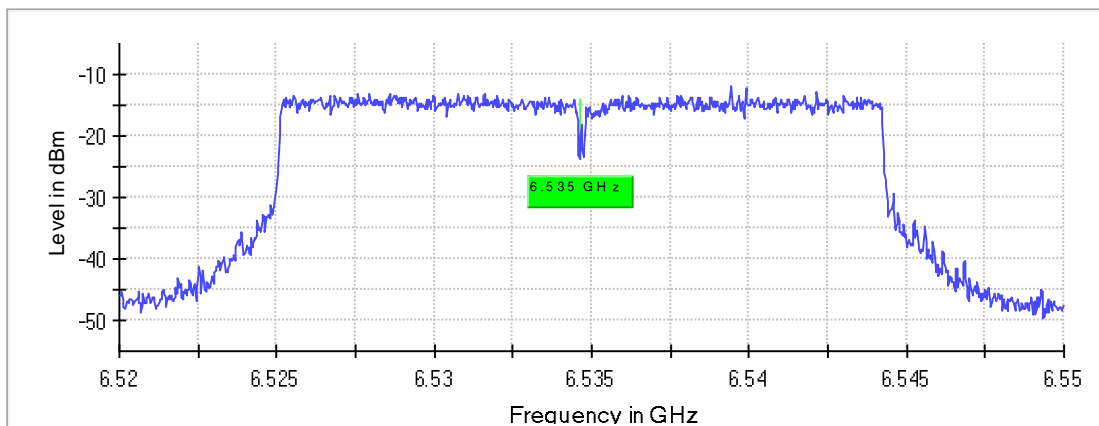
Frequency Stability (6535 MHz; 24.000 dBm; 20 MHz)

Customized settings.

Result

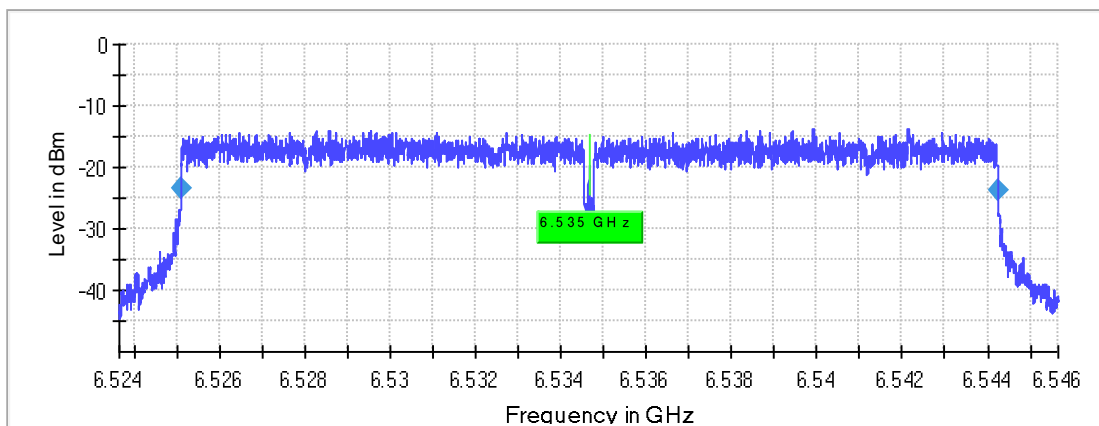
DUT Frequency (MHz)	Frequency (MHz)	Difference (ppm)	Frequency Difference (kHz)	Limit Min (MHz)	Limit Max (MHz)	Result
6535.000000	6534.668544	50.720	-331.456500	---	---	PASS

Frequency stability Pre



Center frequency Max Hold

Frequency stability



Edge points Max Hold Center frequency

Measurement

Setting	Instrument Value	Target Value
Start Frequency	6.52366 GHz	6.52366 GHz
Stop Frequency	6.54566 GHz	6.54566 GHz
Span	22.000 MHz	22.000 MHz
RBW	20.000 kHz	<= 22.000 kHz
VBW	100.000 kHz	>= 60.000 kHz
SweepPoints	10001	~ 10001
Sweeptime	473.902 μ s	AUTO
Reference Level	10.000 dBm	10.000 dBm
Attenuation	30.000 dB	AUTO
Detector	MaxPeak	MaxPeak
SweepCount	50	50
Filter	3 dB	3 dB
Trace Mode	Max Hold	Max Hold
Sweeptype	FFT	AUTO
Preamp	off	off

Emission Bandwidth 26 dB (6695 MHz; 24.000 dBm; 20 MHz)

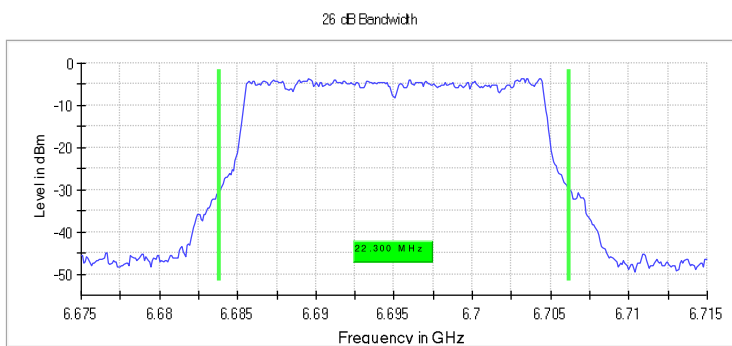
Customized settings.

26 dB Bandwidth

DUT Frequency (MHz)	Bandwidth (MHz)	Limit Min (MHz)	Limit Max (MHz)	Band Edge Left (MHz)	Limit Min BE L
6695.000000	22.300000	---	320.000000	6683.850000	---

(continuation of the "26 dB Bandwidth" table from column 6 ...)

DUT Frequency (MHz)	Band Edge Right (MHz)	Limit Max R BE (MHz)	Max Level (dBm)	Result
6695.000000	6706.150000	---	-3.5	PASS



Bandwidth



Date: 10..CAN.2024 03:52:04

In-Band Emissions (6695 MHz; 24.000 dBm; 20 MHz)

Customized settings.

Result

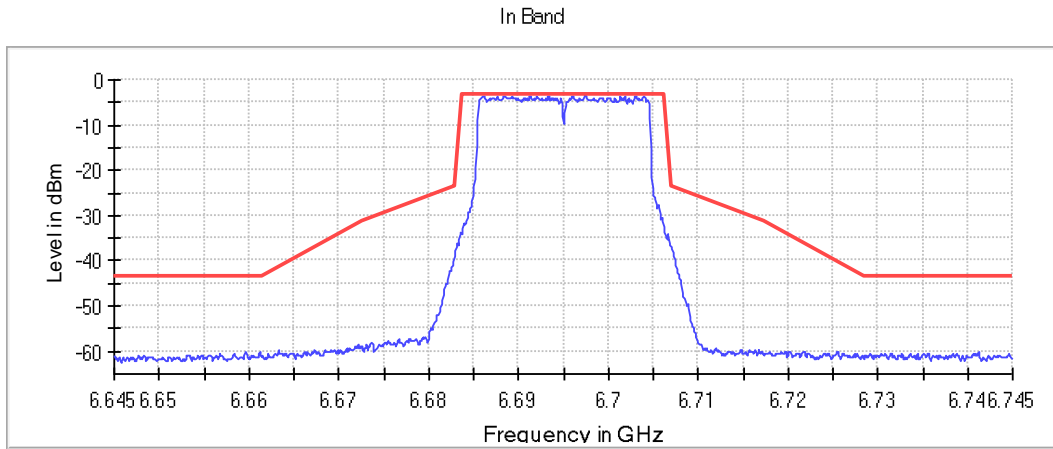
DUT Frequency (MHz)	Result
6695.000000	PASS

Inband Peak

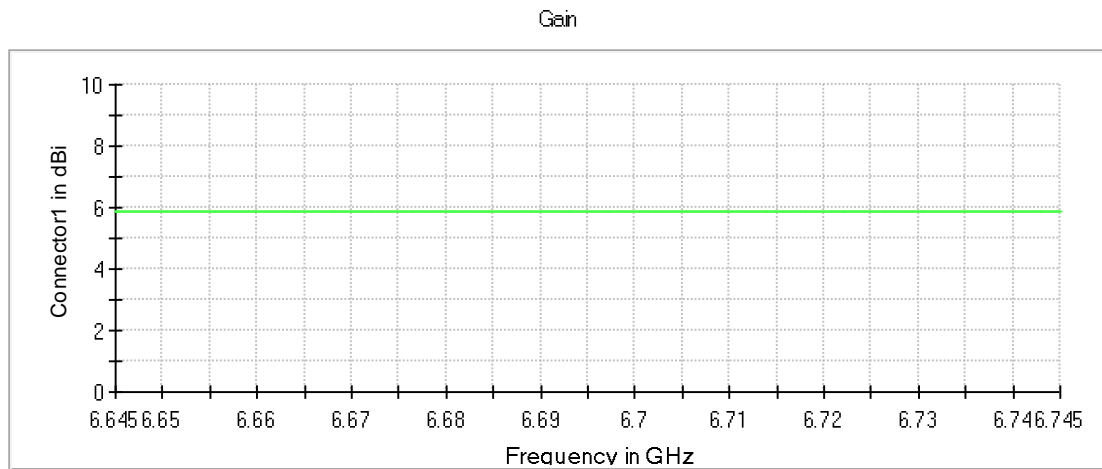
Frequency (MHz)	Level (dBm)
6697.450000	-3.4

Measurements

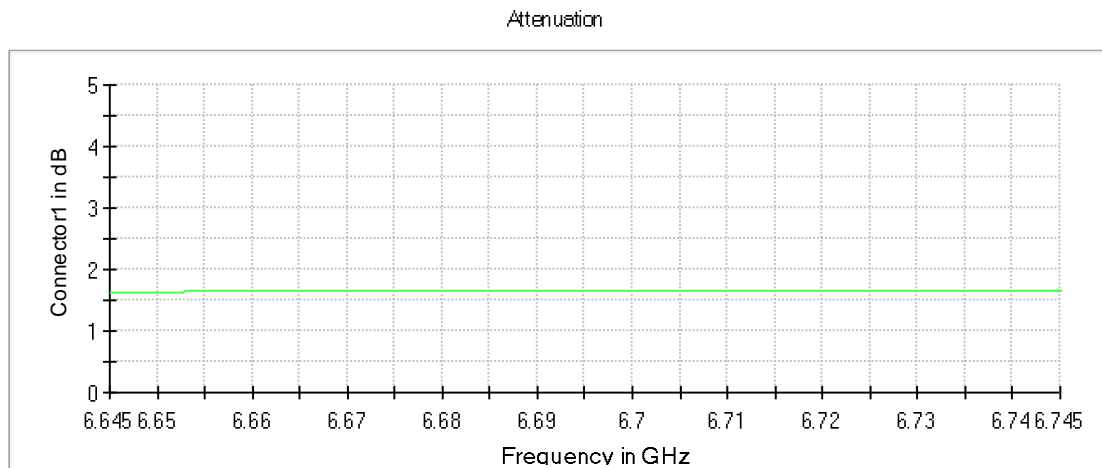
Frequency (MHz)	Level (dBm)	Margin (dB)	Limit (dBm)	Result
6691.250000	-3.5	0.1	-3.4	PASS
6691.350000	-3.5	0.1	-3.4	PASS
6695.950000	-3.6	0.1	-3.4	PASS
6697.350000	-3.6	0.1	-3.4	PASS
6688.450000	-3.6	0.2	-3.4	PASS
6703.950000	-3.6	0.2	-3.4	PASS
6686.050000	-3.7	0.2	-3.4	PASS
6693.350000	-3.7	0.3	-3.4	PASS
6704.050000	-3.7	0.3	-3.4	PASS
6687.650000	-3.7	0.3	-3.4	PASS
6696.050000	-3.7	0.3	-3.4	PASS
6689.250000	-3.7	0.3	-3.4	PASS
6701.350000	-3.7	0.3	-3.4	PASS
6685.950000	-3.8	0.3	-3.4	PASS
6697.550000	-3.8	0.3	-3.4	PASS



— Level — Limit × Fail



— Connector1



— Connector1

Occupied Channel Bandwidth 99% (6695 MHz; 24.000 dBm; 20 MHz)

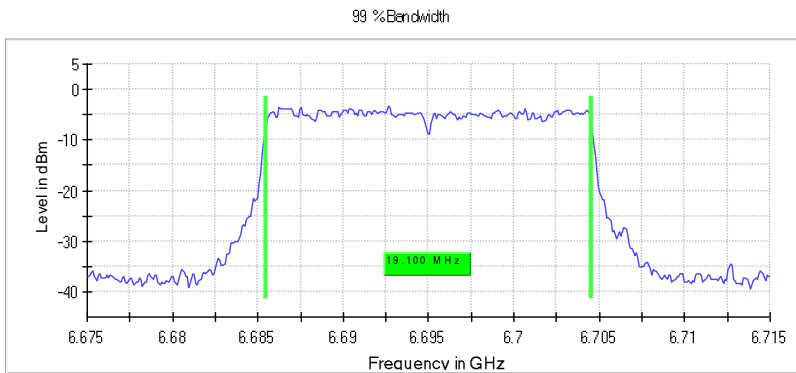
Customized settings.

99 % Bandwidth

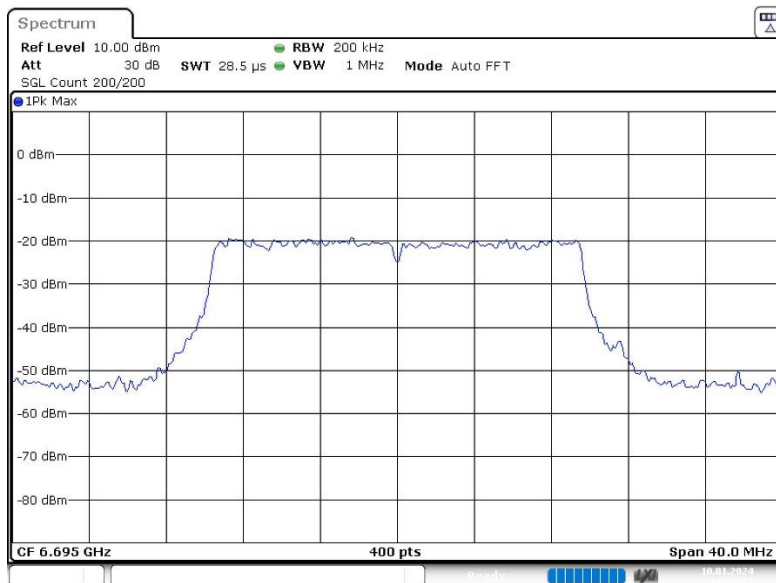
DUT Frequency (MHz)	Bandwidth (MHz)	Limit Min (MHz)	Limit Max (MHz)	Band Edge Left (MHz)	Limit Min BE L (MHz)
6695.000000	19.100000	---	320.000000	6685.450000	5925.000000

(continuation of the "99 % Bandwidth" table from column 6 ...)

DUT Frequency (MHz)	Band Edge Right (MHz)	Limit Max BE R (MHz)	Result
6695.000000	6704.550000	7125.000000	PASS



Bandwidth



Date: 10. JAN. 2024 03:52:53

Emission Bandwidth 26 dB (6875 MHz; 24.000 dBm; 20 MHz)

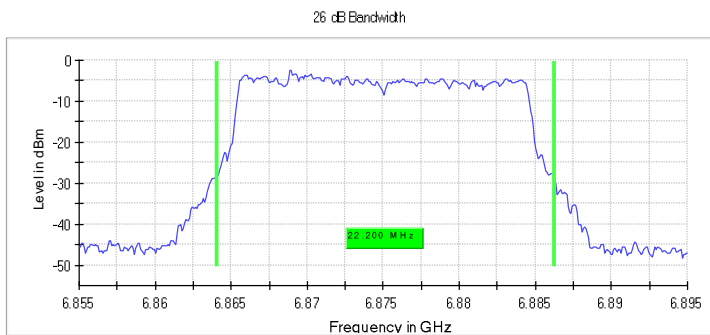
Customized settings.

26 dB Bandwidth

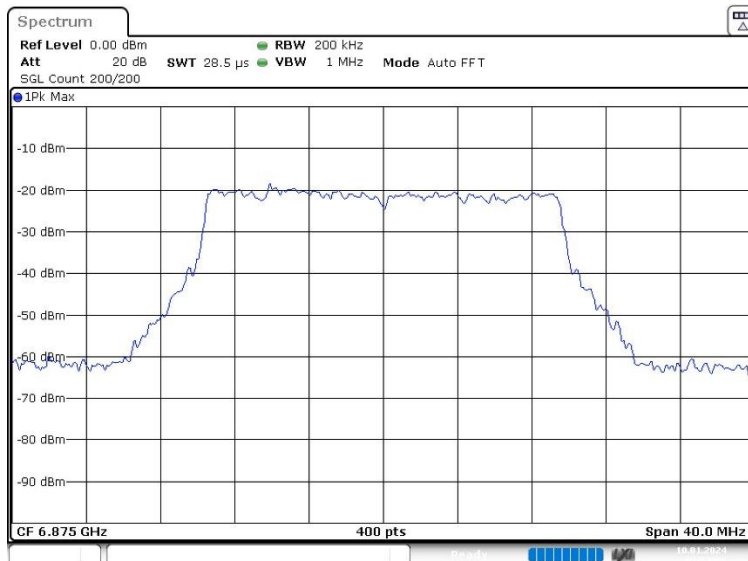
DUT Frequency (MHz)	Bandwidth (MHz)	Bandwidth U-NII 7 (MHz)	Bandwidth U-NII 8 (MHz)	Limit Min (MHz)	Limit Max (MHz)
6875.000000	22.200000	10.950000	11.250000	---	320.000000

(continuation of the "26 dB Bandwidth" table from column 6 ...)

DUT Frequency (MHz)	Band Edge Left (MHz)	Limit Min BE L (MHz)	Band Edge Right (MHz)	Limit Max BE R (MHz)	Max Level (dBm)	Result
6875.000000	6864.050000	---	6886.250000	---	-2.3	PASS



Bandwidth



Date: 10. JAN. 2024 03:53:10

In-Band Emissions (6875 MHz; 24.000 dBm; 20 MHz)

Customized settings.

Result

DUT Frequency (MHz)	Result
6875.000000	PASS

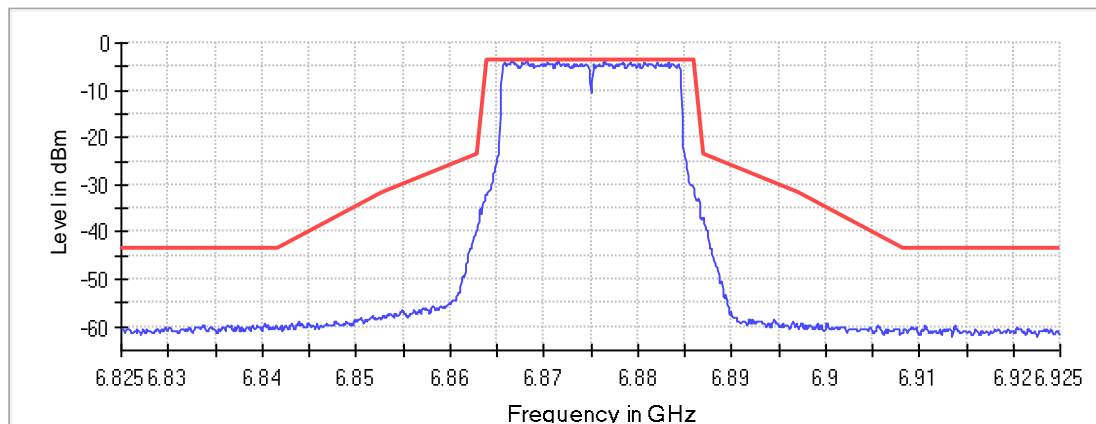
Inband Peak

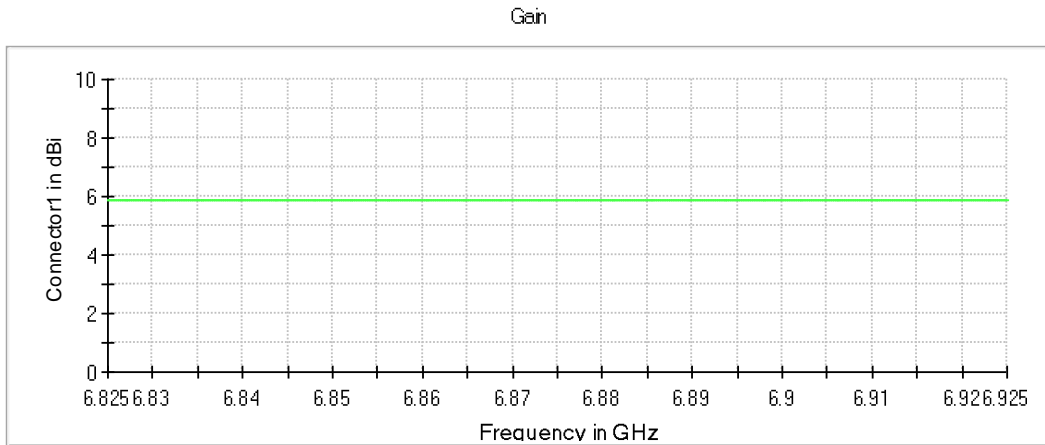
Frequency (MHz)	Level (dBm)
6866.550000	-3.6

Measurements

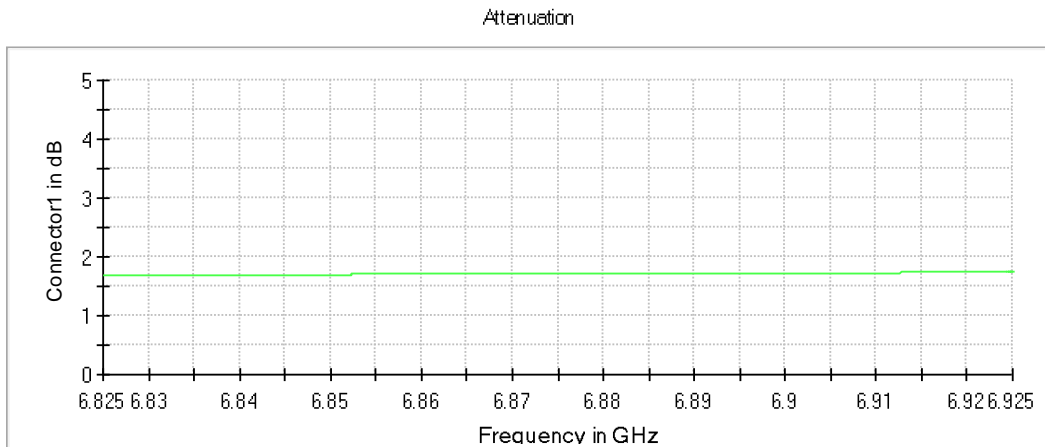
Frequency (MHz)	Level (dBm)	Margin (dB)	Limit (dBm)	Result
6866.550000	-3.6	0.0	-3.6	PASS
6868.150000	-3.8	0.2	-3.6	PASS
6871.550000	-3.8	0.2	-3.6	PASS
6876.450000	-3.8	0.2	-3.6	PASS
6868.250000	-3.9	0.3	-3.6	PASS
6865.750000	-3.9	0.3	-3.6	PASS
6868.050000	-4.0	0.4	-3.6	PASS
6882.050000	-4.0	0.4	-3.6	PASS
6870.450000	-4.1	0.5	-3.6	PASS
6878.450000	-4.1	0.5	-3.6	PASS
6876.350000	-4.1	0.5	-3.6	PASS
6871.650000	-4.1	0.5	-3.6	PASS
6867.750000	-4.2	0.6	-3.6	PASS
6865.850000	-4.2	0.6	-3.6	PASS
6866.450000	-4.2	0.6	-3.6	PASS

In Band





Connector1



Connector1

Occupied Channel Bandwidth 99% (6875 MHz; 24.000 dBm; 20 MHz)

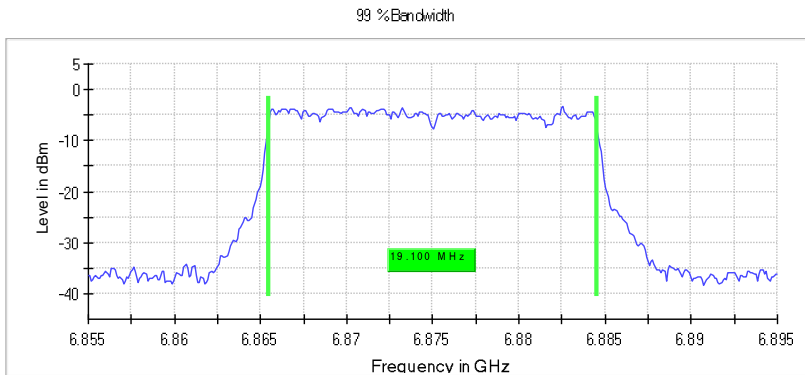
Customized settings.

99 % Bandwidth

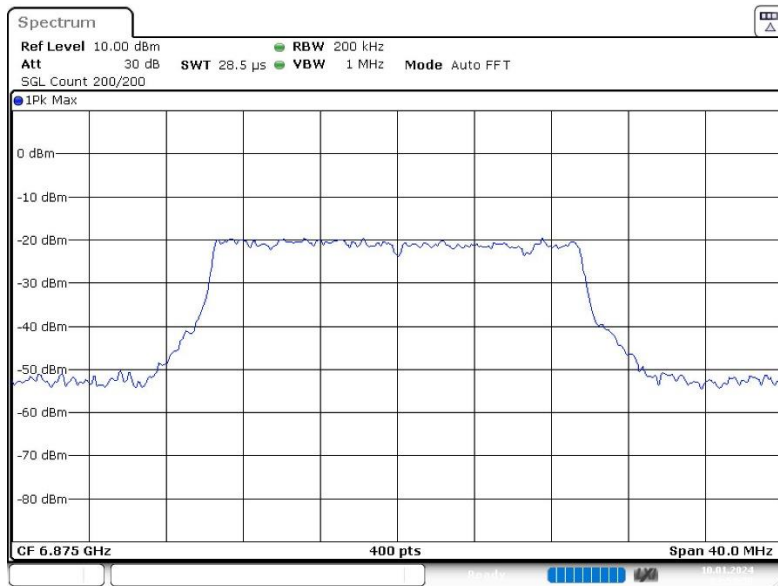
DUT Frequency (MHz)	Bandwidth (MHz)	Bandwidth U-NII 7 (MHz)	Bandwidth U-NII 8 (MHz)	Limit Min (MHz)	Limit Max (MHz)
6875.000000	19.100000	9.550000	9.550000	---	320.000000

(continuation of the "99 % Bandwidth" table from column 6 ...)

DUT Frequency (MHz)	Band Edge Left (MHz)	Limit Min BE L (MHz)	Band Edge Right (MHz)	Limit Max BE R (MHz)	Result
6875.000000	6865.450000	5925.000000	6884.550000	7125.000000	PASS



Bandwidth



Emission Bandwidth 26 dB (6525 MHz; 24.000 dBm; 40 MHz)

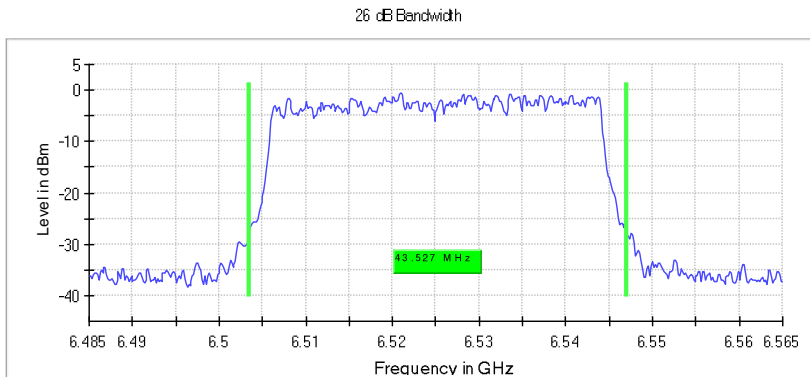
Customized settings.

26 dB Bandwidth

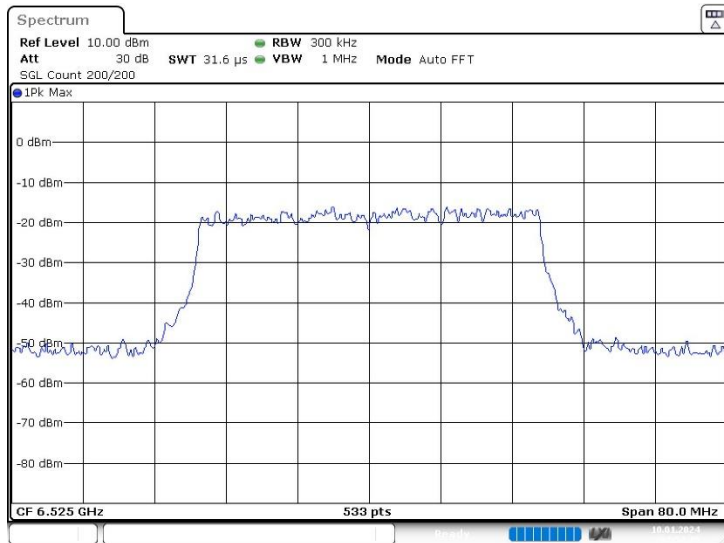
DUT Frequency (MHz)	Bandwidth (MHz)	Bandwidth U-NII 6 (MHz)	Bandwidth U-NII 7 (MHz)	Limit Min (MHz)	Limit Max (MHz)
6525.000000	43.527205	21.463415	22.063790	---	320.000000

(continuation of the "26 dB Bandwidth" table from column 6 ...)

DUT Frequency (MHz)	Band Edge Left (MHz)	Limit Min BE L (MHz)	Band Edge Right (MHz)	Limit Max BE R (MHz)	Max Level (dBm)	Result
6525.000000	6503.536585	---	6547.063790	---	-0.6	PASS



Bandwidth



Date: 10 JAN 2024 03:54:15

In-Band Emissions (6525 MHz; 24.000 dBm; 40 MHz)

Customized settings.

Result

DUT Frequency (MHz)	Result
6525.000000	PASS

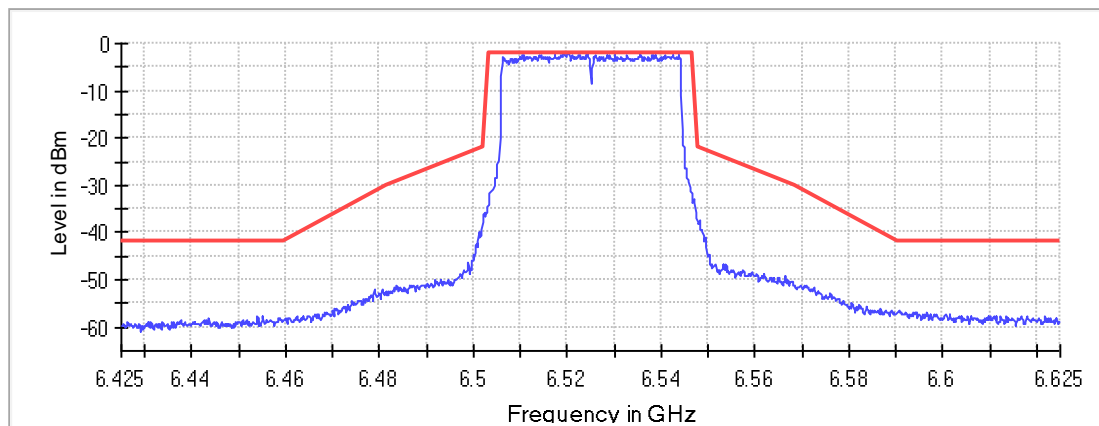
Inband Peak

Frequency (MHz)	Level (dBm)
6519.298575	-2.0

Measurements

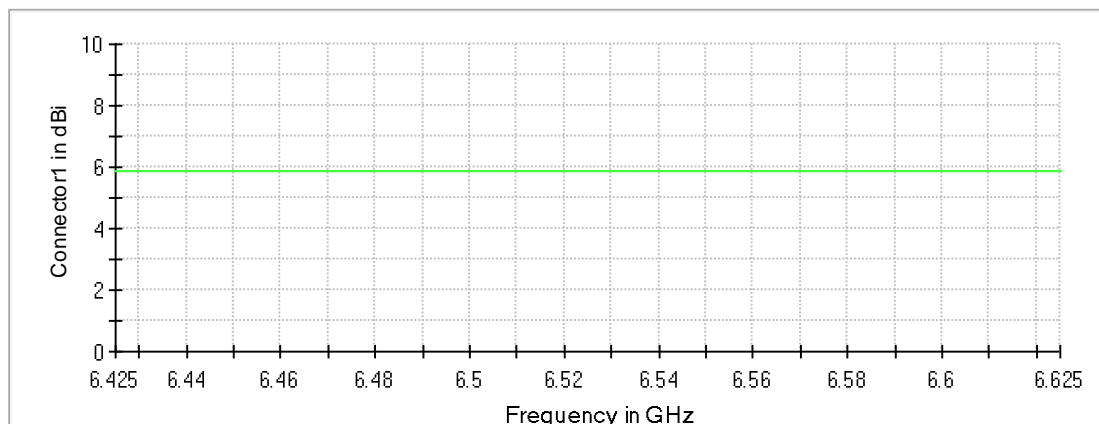
Frequency (MHz)	Level (dBm)	Margin (dB)	Limit (dBm)	Result
6535.502626	-2.0	0.1	-2.0	PASS
6524.249812	-2.1	0.1	-2.0	PASS
6519.148537	-2.1	0.2	-2.0	PASS
6520.348837	-2.1	0.2	-2.0	PASS
6520.198800	-2.2	0.2	-2.0	PASS
6524.099775	-2.2	0.3	-2.0	PASS
6538.203301	-2.3	0.3	-2.0	PASS
6522.449362	-2.3	0.3	-2.0	PASS
6520.048762	-2.3	0.3	-2.0	PASS
6540.903976	-2.3	0.4	-2.0	PASS
6521.099025	-2.4	0.5	-2.0	PASS
6538.803451	-2.4	0.5	-2.0	PASS
6538.053263	-2.4	0.5	-2.0	PASS
6535.652663	-2.4	0.5	-2.0	PASS
6513.897224	-2.5	0.5	-2.0	PASS

In Band

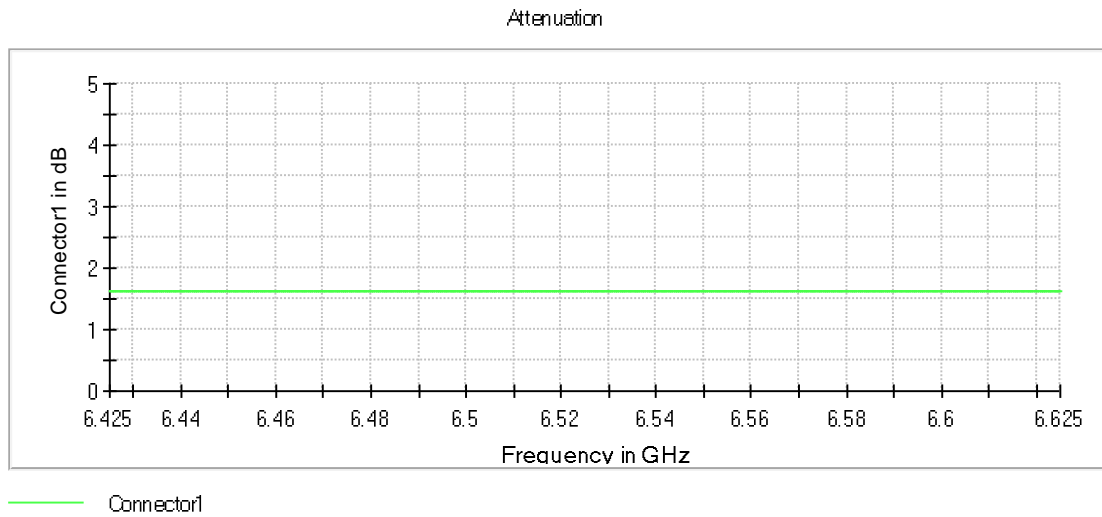


— Level — Limit × Fail

Gain



— Connector1



Occupied Channel Bandwidth 99% (6525 MHz; 24.000 dBm; 40 MHz)

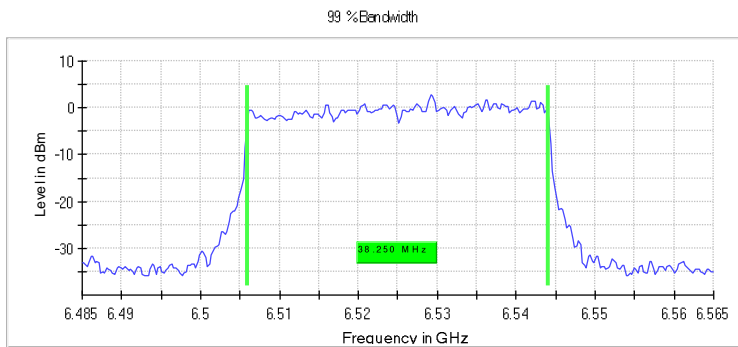
Customized settings.

99 % Bandwidth

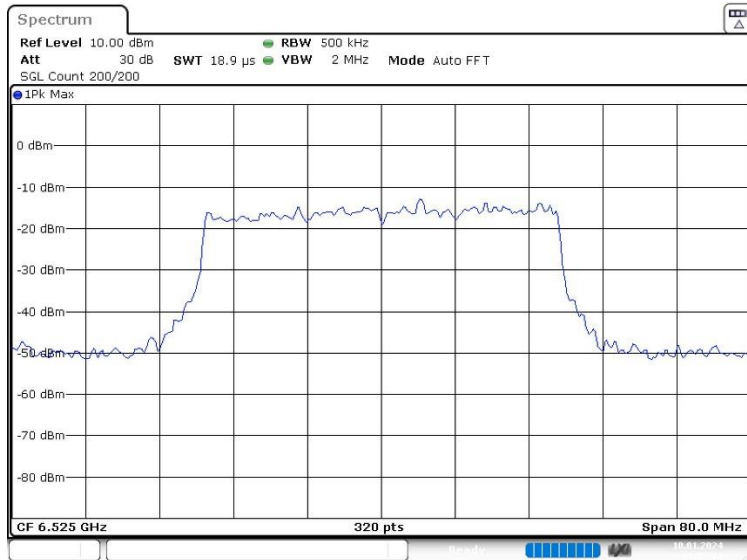
DUT Frequency (MHz)	Bandwidth (MHz)	Bandwidth U-NII 6 (MHz)	Bandwidth U-NII 7 (MHz)	Limit Min (MHz)	Limit Max (MHz)
6525.000000	38.250000	19.125000	19.125000	---	320.000000

(continuation of the "99 % Bandwidth" table from column 6 ...)

DUT Frequency (MHz)	Band Edge Left (MHz)	Limit Min BE L (MHz)	Band Edge Right (MHz)	Limit Max BE R (MHz)	Result
6525.000000	6505.875000	5925.000000	6544.125000	7125.000000	PASS



Bandwidth



Date: 10.JAN.2024 03:55:06

Emission Bandwidth 26 dB (6685 MHz; 24.000 dBm; 40 MHz)

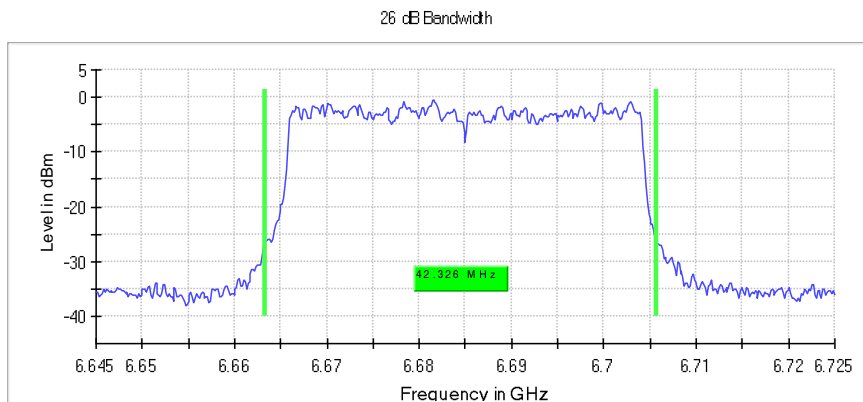
Customized settings.

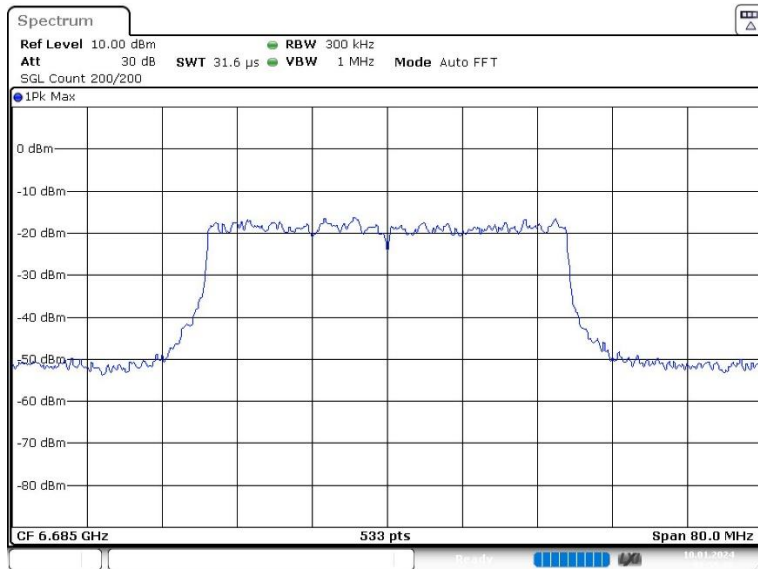
26 dB Bandwidth

DUT Frequency (MHz)	Bandwidth (MHz)	Limit Min (MHz)	Limit Max (MHz)	Band Edge Left (MHz)	Limit Min BE L
6685.000000	42.326454	---	320.000000	6663.386492	---

(continuation of the "26 dB Bandwidth" table from column 6 ...)

DUT Frequency (MHz)	Band Edge Right (MHz)	Limit Max BE R (MHz)	Max Level (dBm)	Result
6685.000000	6705.712946	---	-0.5	PASS



Bandwidth


Date: 10 JAN 2024 03:55:28

In-Band Emissions (6685 MHz; 24.000 dBm; 40 MHz)

Customized settings.

Result

DUT Frequency (MHz)	Result
6685.000000	PASS

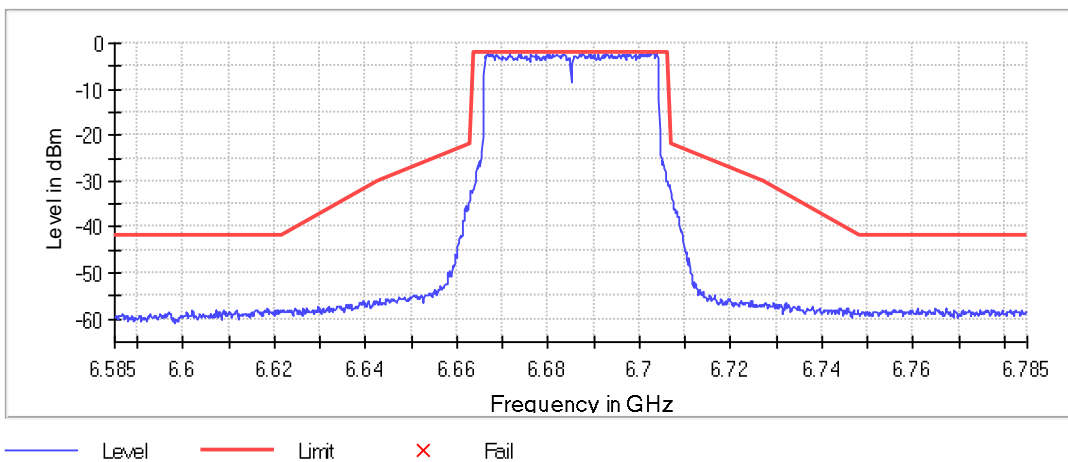
Inband Peak

Frequency (MHz)	Level (dBm)
6703.004501	-2.0

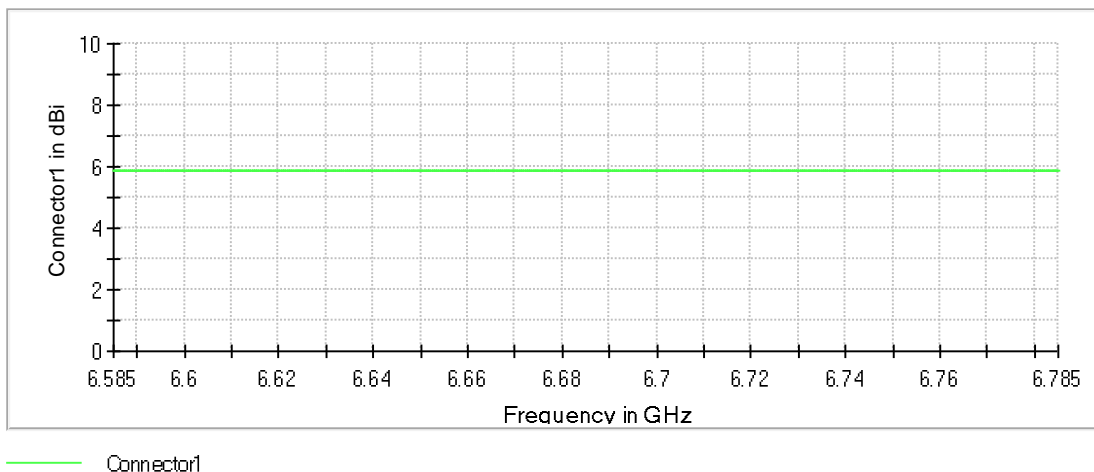
Measurements

Frequency (MHz)	Level (dBm)	Margin (dB)	Limit (dBm)	Result
6700.603901	-2.1	0.1	-2.0	PASS
6666.845461	-2.1	0.1	-2.0	PASS
6702.854464	-2.1	0.1	-2.0	PASS
6671.646662	-2.1	0.2	-2.0	PASS
6701.954239	-2.2	0.2	-2.0	PASS
6702.554389	-2.2	0.2	-2.0	PASS
6703.754689	-2.2	0.3	-2.0	PASS
6692.651913	-2.2	0.3	-2.0	PASS
6687.550638	-2.2	0.3	-2.0	PASS
6696.552888	-2.3	0.3	-2.0	PASS
6697.453113	-2.3	0.3	-2.0	PASS
6674.047262	-2.3	0.3	-2.0	PASS
6687.850713	-2.3	0.3	-2.0	PASS
6666.695424	-2.3	0.3	-2.0	PASS
6701.054014	-2.3	0.4	-2.0	PASS

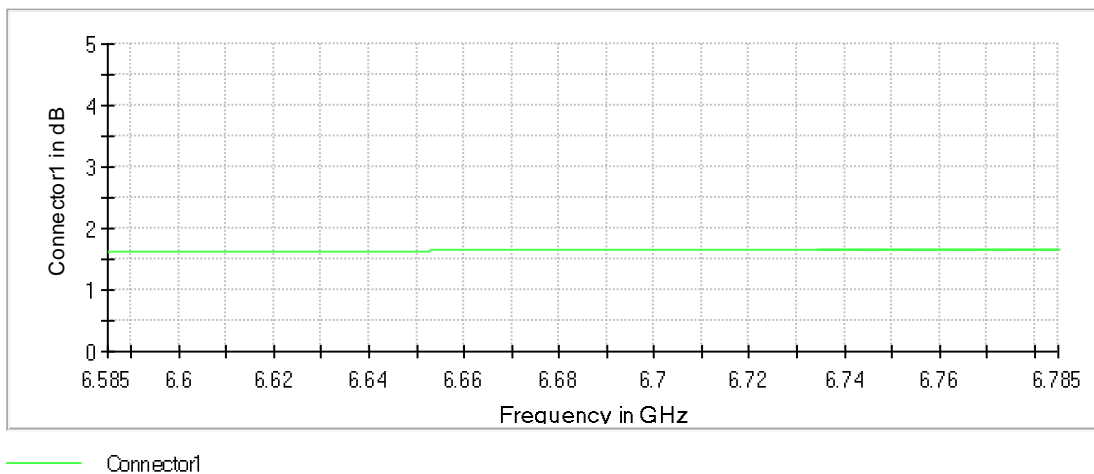
In Band



Gain



Attenuation



Occupied Channel Bandwidth 99% (6685 MHz; 24.000 dBm; 40 MHz)

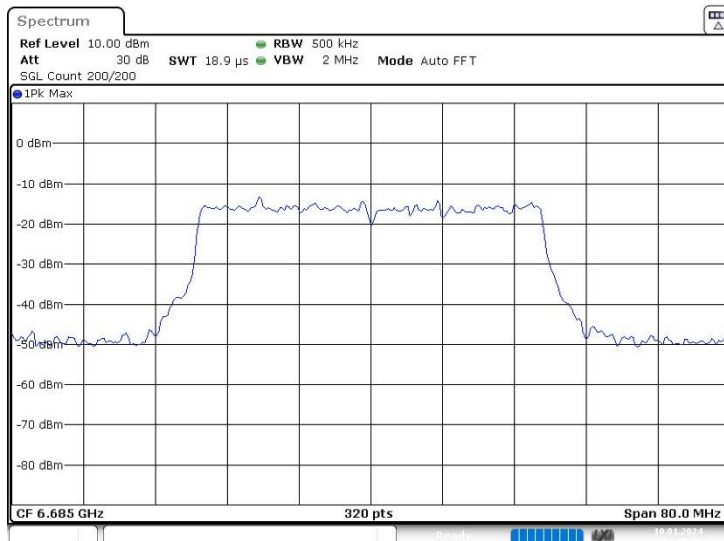
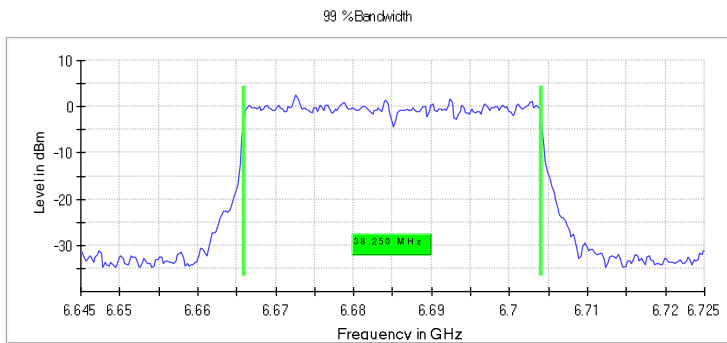
Customized settings.

99 % Bandwidth

DUT Frequency (MHz)	Bandwidth (MHz)	Limit Min (MHz)	Limit Max (MHz)	Band Edge Left (MHz)	Limit Min BE L (MHz)
6685.000000	38.250000	---	320.000000	6665.875000	5925.000000

(continuation of the "99 % Bandwidth" table from column 6 ...)

DUT Frequency (MHz)	Band Edge Right (MHz)	Limit Max BE R (MHz)	Result
6685.000000	6704.125000	7125.000000	PASS



Bandwidth Date: 10.JAN.2024 03:56:20

Emission Bandwidth 26 dB (6885 MHz; 24.000 dBm; 40 MHz)

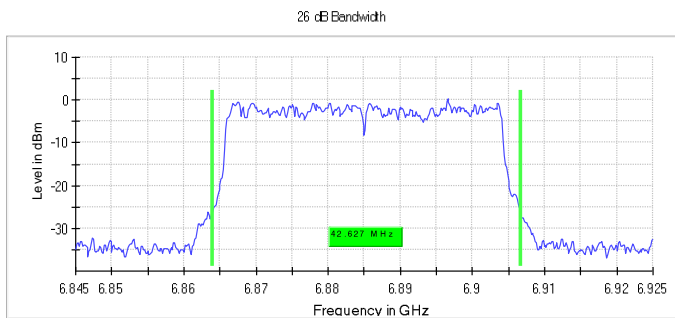
Customized settings.

26 dB Bandwidth

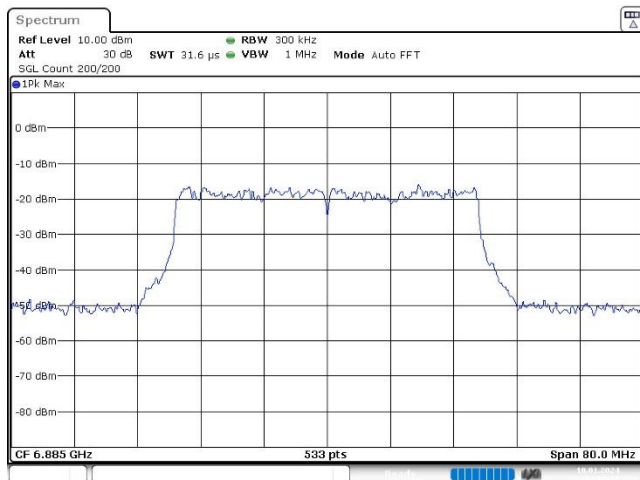
DUT Frequency (MHz)	Bandwidth (MHz)	Bandwidth U-NII 7 (MHz)	Bandwidth U-NII 8 (MHz)	Limit Min (MHz)	Limit Max (MHz)
6885.000000	42.626641	11.013133	31.613508	---	320.000000

(continuation of the "26 dB Bandwidth" table from column 6 ...)

DUT Frequency (MHz)	Band Edge Left (MHz)	Limit Min BE L (MHz)	Band Edge Right (MHz)	Limit Max BE R (MHz)	Max Level (dBm)	Result
6885.000000	6863.986867	---	6906.613508	---	0.3	PASS



Bandwidth



Date: 10/08/2024 03:57:19

In-Band Emissions (6885 MHz; 24.000 dBm; 40 MHz)

Customized settings.

Result

DUT Frequency (MHz)	Result
6885.000000	PASS

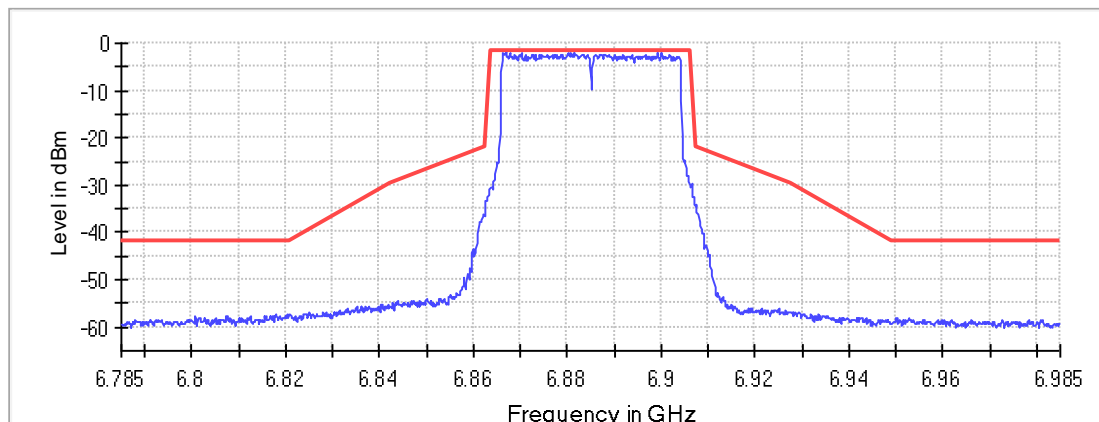
Inband Peak

Frequency (MHz)	Level (dBm)
6866.995499	-1.8

Measurements

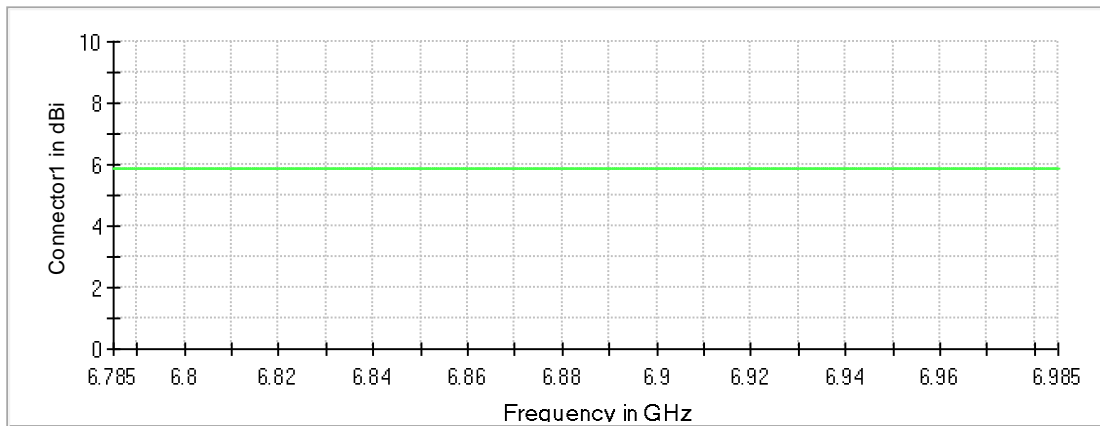
Frequency (MHz)	Level (dBm)	Margin (dB)	Limit (dBm)	Result
6866.995499	-1.8	0.0	-1.8	PASS
6866.395349	-1.9	0.1	-1.8	PASS
6880.798950	-1.9	0.2	-1.8	PASS
6881.549137	-2.0	0.3	-1.8	PASS
6867.745686	-2.1	0.3	-1.8	PASS
6900.003751	-2.1	0.4	-1.8	PASS
6899.253563	-2.2	0.4	-1.8	PASS
6870.296324	-2.2	0.4	-1.8	PASS
6880.198800	-2.2	0.5	-1.8	PASS
6880.648912	-2.2	0.5	-1.8	PASS
6881.699175	-2.2	0.5	-1.8	PASS
6888.900975	-2.2	0.5	-1.8	PASS
6888.750938	-2.3	0.5	-1.8	PASS
6866.845461	-2.3	0.5	-1.8	PASS
6887.400600	-2.3	0.5	-1.8	PASS

In Band



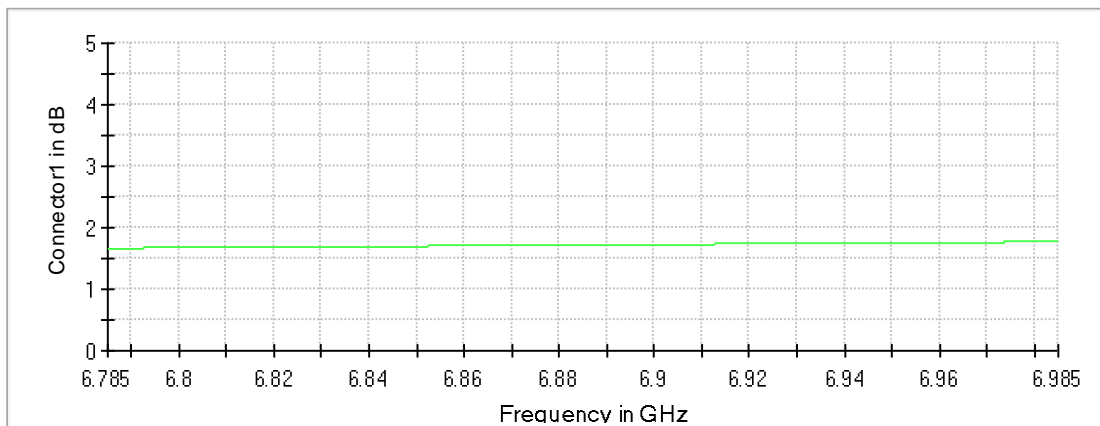
— Level — Limit × Fail

Gain



Connector1

Attenuation



Connector1

Occupied Channel Bandwidth 99% (6885 MHz; 24.000 dBm; 40 MHz)

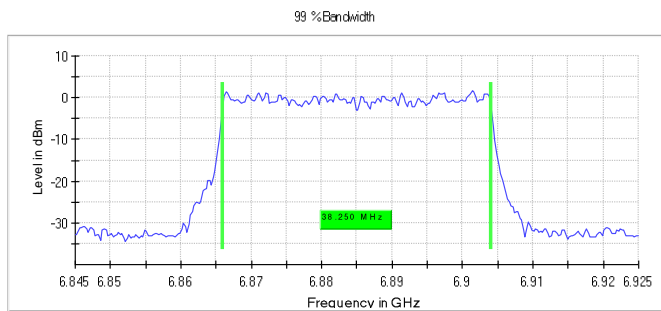
Customized settings.

99 % Bandwidth

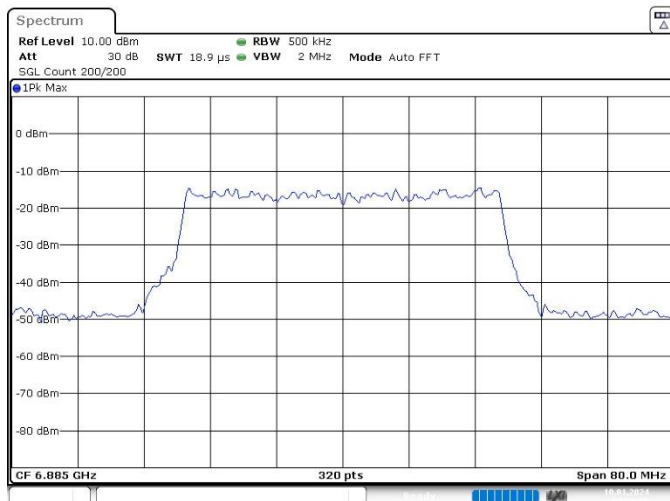
DUT Frequency (MHz)	Bandwidth (MHz)	Bandwidth U-NII 7 (MHz)	Bandwidth U-NII 8 (MHz)	Limit Min (MHz)	Limit Max (MHz)
6885.000000	38.250000	9.125000	29.125000	---	320.000000

(continuation of the "99 % Bandwidth" table from column 6 ...)

DUT Frequency (MHz)	Band Edge Left (MHz)	Limit Min BE L (MHz)	Band Edge Right (MHz)	Limit Max BE R (MHz)	Result
6885.000000	6865.875000	5925.000000	6904.125000	7125.000000	PASS



Bandwidth



Date: 10.JAN.2024 03:56:08

Emission Bandwidth 26 dB (6545 MHz; 24.000 dBm; 80 MHz)

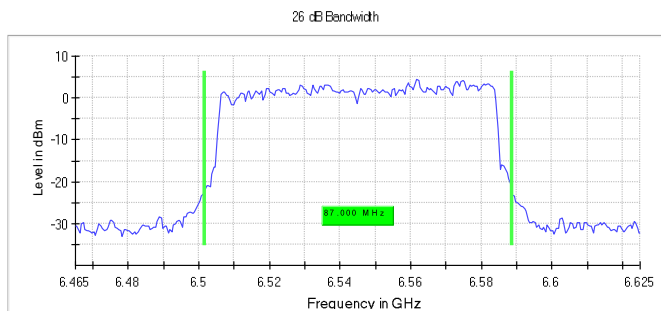
Customized settings.

26 dB Bandwidth

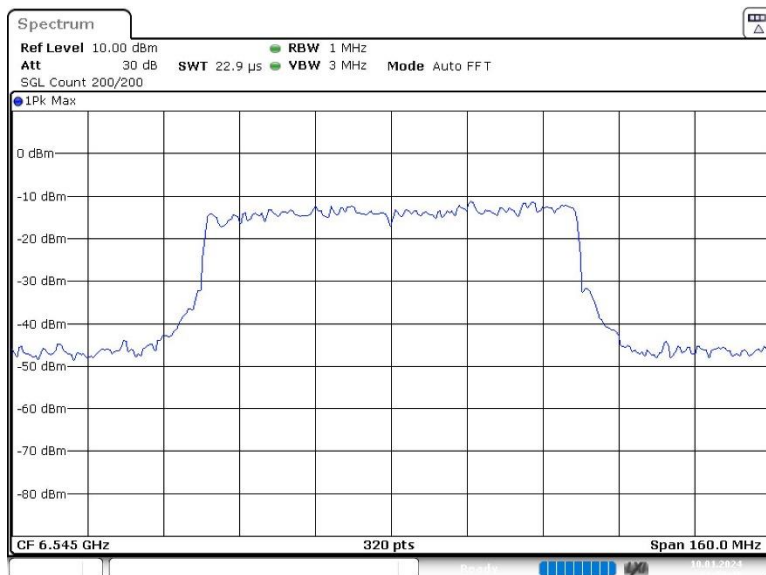
DUT Frequency (MHz)	Bandwidth (MHz)	Bandwidth U-NII 6 (MHz)	Bandwidth U-NII 7 (MHz)	Limit Min (MHz)	Limit Max (MHz)
6545.000000	87.000000	23.250000	63.750000	---	320.000000

(continuation of the "26 dB Bandwidth" table from column 6 ...)

DUT Frequency (MHz)	Band Edge Left (MHz)	Limit Min BE L (MHz)	Band Edge Right (MHz)	Limit Max BE R (MHz)	Max Level (dBm)	Result
6545.000000	6501.750000	---	6588.750000	---	4.4	PASS



Bandwidth



Date: 10.JAN.2024 03:58:49

In-Band Emissions (6545 MHz; 24.000 dBm; 80 MHz)

Customized settings.

Result

DUT Frequency (MHz)	Result
6545.000000	PASS

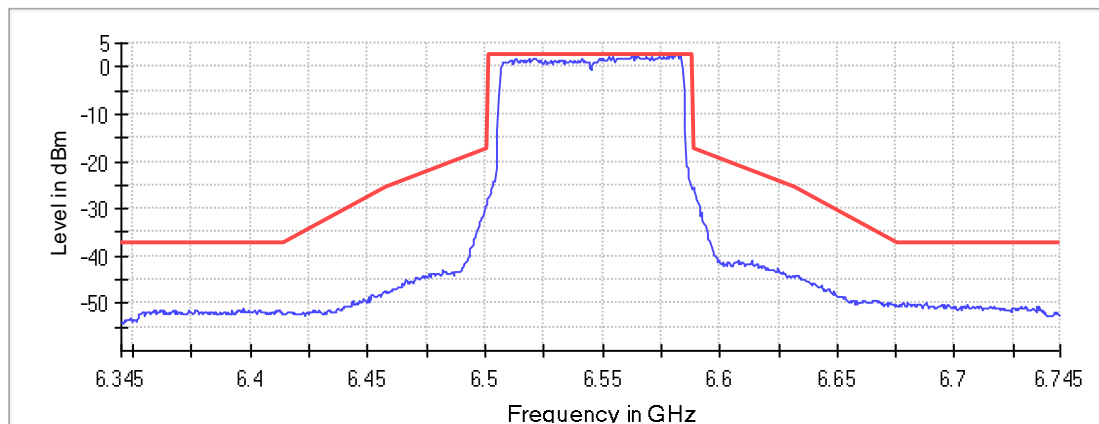
Inband Peak

Frequency (MHz)	Level (dBm)
6578.750000	2.6

Measurements

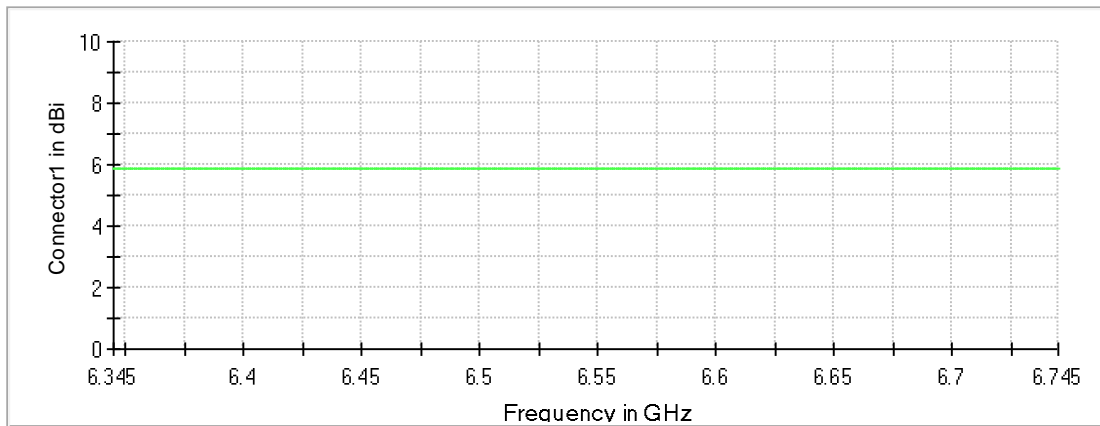
Frequency (MHz)	Level (dBm)	Margin (dB)	Limit (dBm)	Result
6578.750000	2.6	0.0	2.6	PASS
6581.250000	2.5	0.1	2.6	PASS
6580.250000	2.5	0.1	2.6	PASS
6562.750000	2.4	0.2	2.6	PASS
6583.250000	2.4	0.2	2.6	PASS
6581.750000	2.4	0.2	2.6	PASS
6579.250000	2.3	0.3	2.6	PASS
6582.250000	2.2	0.3	2.6	PASS
6580.750000	2.2	0.4	2.6	PASS
6564.750000	2.1	0.5	2.6	PASS
6574.250000	2.1	0.5	2.6	PASS
6583.750000	2.1	0.5	2.6	PASS
6563.750000	2.0	0.5	2.6	PASS
6552.750000	2.0	0.6	2.6	PASS
6577.750000	2.0	0.6	2.6	PASS

In Band



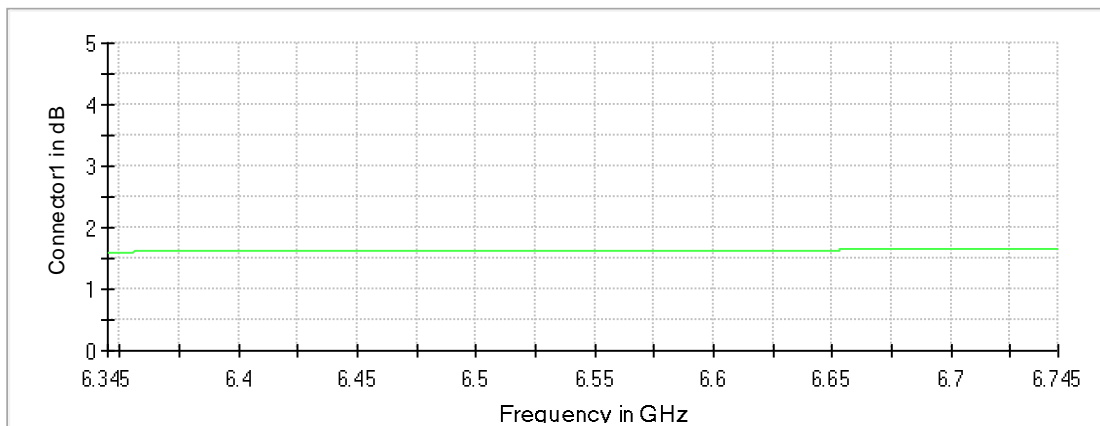
— Level — Limit × Fail

Gain



Connector1

Attenuation



Connector1

Occupied Channel Bandwidth 99% (6545 MHz; 24.000 dBm; 80 MHz)

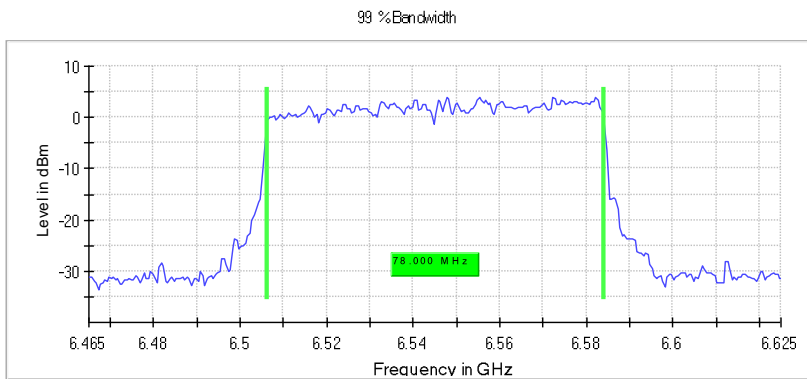
Customized settings.

99 % Bandwidth

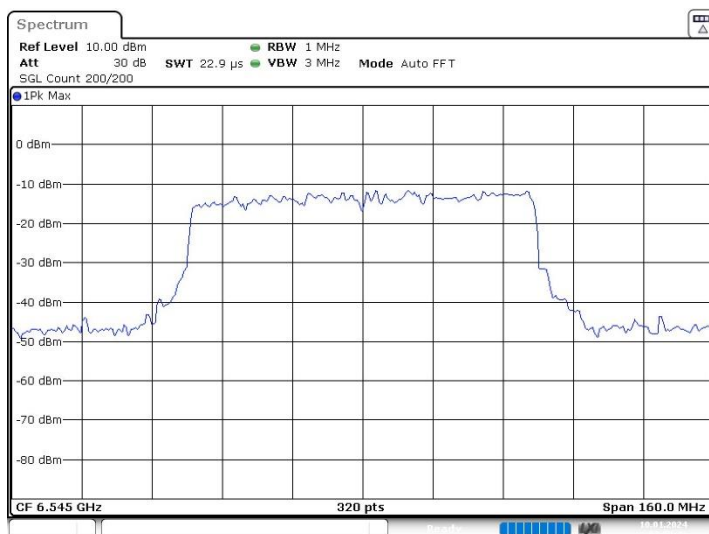
DUT Frequency (MHz)	Bandwidth (MHz)	Bandwidth U-NII 6 (MHz)	Bandwidth U-NII 7 (MHz)	Limit Min (MHz)	Limit Max (MHz)
6545.000000	78.000000	18.750000	59.250000	---	320.000000

(continuation of the "99 % Bandwidth" table from column 6 ...)

DUT Frequency (MHz)	Band Edge Left (MHz)	Limit Min BE L (MHz)	Band Edge Right (MHz)	Limit Max BE R (MHz)	Result
6545.000000	6506.250000	5925.000000	6584.250000	7125.000000	PASS



Bandwidth



Date: 10.07.2024 03:59:43

Emission Bandwidth 26 dB (6705 MHz; 24.000 dBm; 80 MHz)

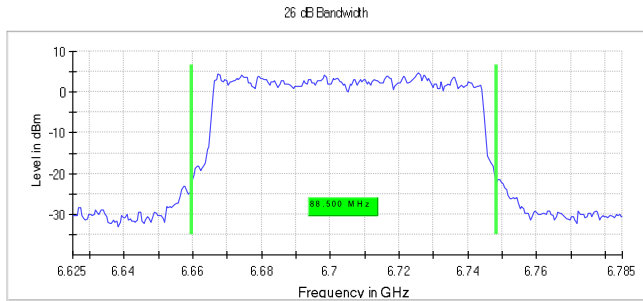
Customized settings.

26 dB Bandwidth

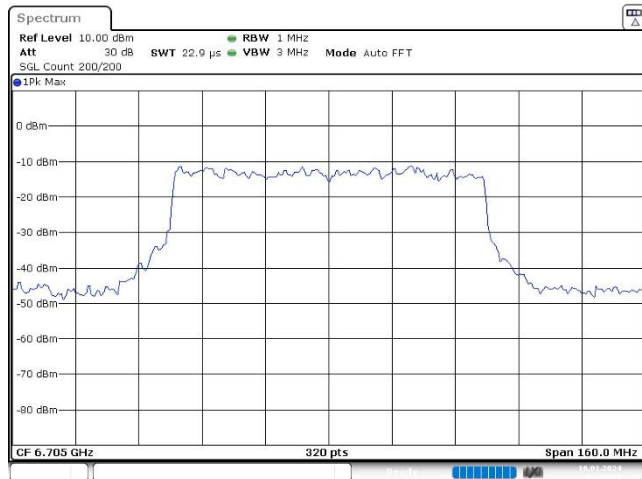
DUT Frequency (MHz)	Bandwidth (MHz)	Limit Min (MHz)	Limit Max (MHz)	Band Edge Left (MHz)	Limit Min BE L
6705.000000	88.500000	---	320.000000	6659.750000	---

(continuation of the "26 dB Bandwidth" table from column 6 ...)

DUT Frequency (MHz)	Band Edge Right (MHz)	Limit Max BE R (MHz)	Max Level (dBm)	Result
6705.000000	6748.250000	---	4.6	PASS



Bandwidth



Date: 10 JAN 2024 04:00:01

In-Band Emissions (6705 MHz; 24.000 dBm; 80 MHz)

Customized settings.

Result

DUT Frequency (MHz)	Result
6705.000000	PASS

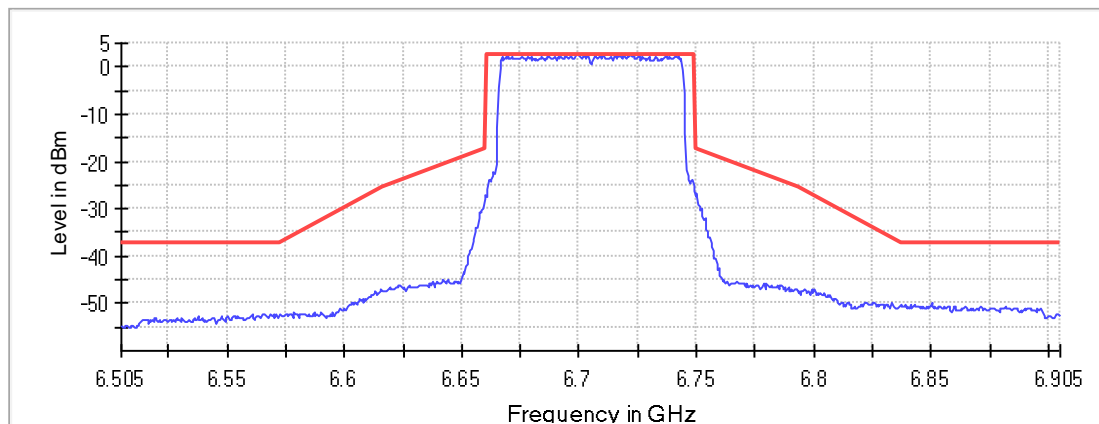
Inband Peak

Frequency (MHz)	Level (dBm)
6721.750000	2.7

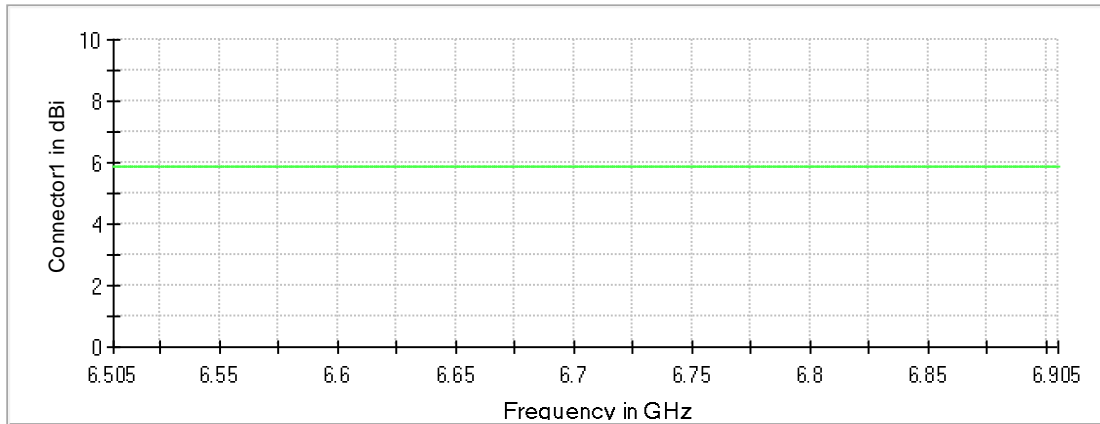
Measurements

Frequency (MHz)	Level (dBm)	Margin (dB)	Limit (dBm)	Result
6721.750000	2.7	0.0	2.7	PASS
6715.250000	2.6	0.0	2.7	PASS
6701.750000	2.6	0.1	2.7	PASS
6703.750000	2.6	0.1	2.7	PASS
6719.250000	2.6	0.1	2.7	PASS
6696.750000	2.5	0.2	2.7	PASS
6698.750000	2.5	0.2	2.7	PASS
6717.250000	2.5	0.2	2.7	PASS
6710.250000	2.5	0.2	2.7	PASS
6699.750000	2.4	0.2	2.7	PASS
6710.750000	2.4	0.2	2.7	PASS
6723.250000	2.4	0.2	2.7	PASS
6706.750000	2.4	0.2	2.7	PASS
6699.250000	2.4	0.3	2.7	PASS
6722.250000	2.4	0.3	2.7	PASS

In Band

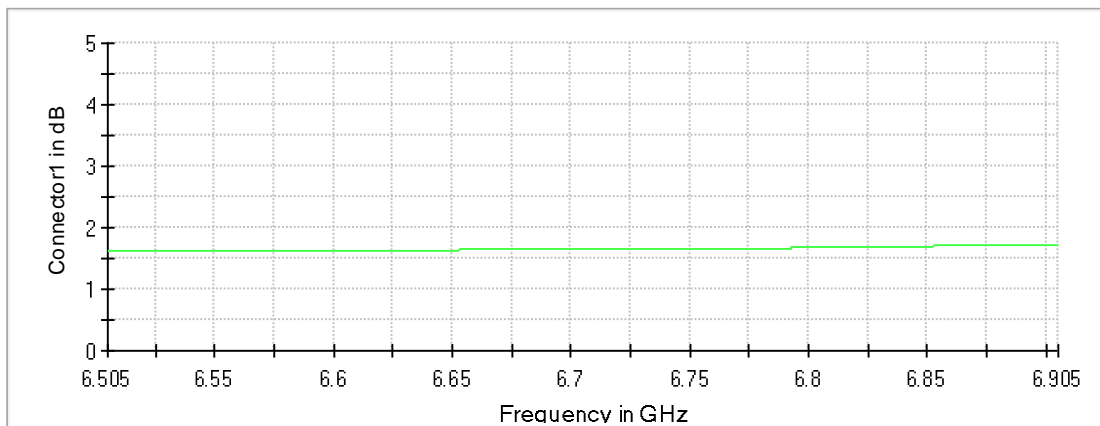


Gain



Connector1

Attenuation



Connector1

Occupied Channel Bandwidth 99% (6705 MHz; 24.000 dBm; 80 MHz)

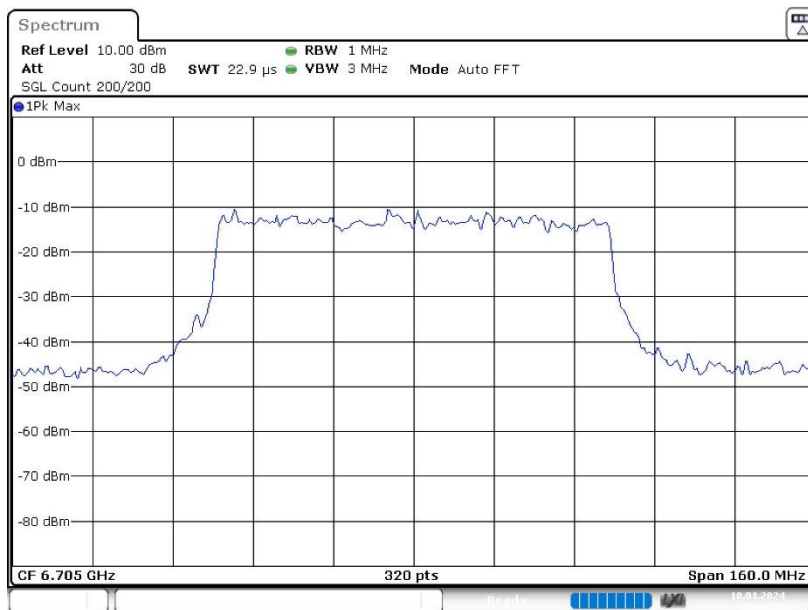
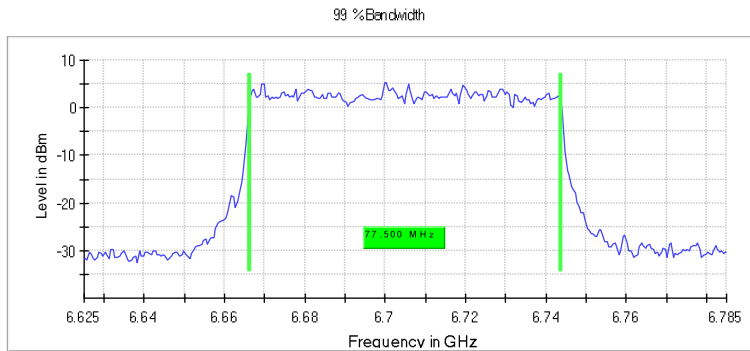
Customized settings.

99 % Bandwidth

DUT Frequency (MHz)	Bandwidth (MHz)	Limit Min (MHz)	Limit Max (MHz)	Band Edge Left (MHz)	Limit Min BE L (MHz)
6705.000000	77.500000	---	320.000000	6666.250000	5925.000000

(continuation of the "99 % Bandwidth" table from column 6 ...)

DUT Frequency (MHz)	Band Edge Right (MHz)	Limit Max BE R (MHz)	Result
6705.000000	6743.750000	7125.000000	PASS



Bandwidth Date: 10.JAN.2024 04:00:52

Emission Bandwidth 26 dB (6865 MHz; 24.000 dBm; 80 MHz)

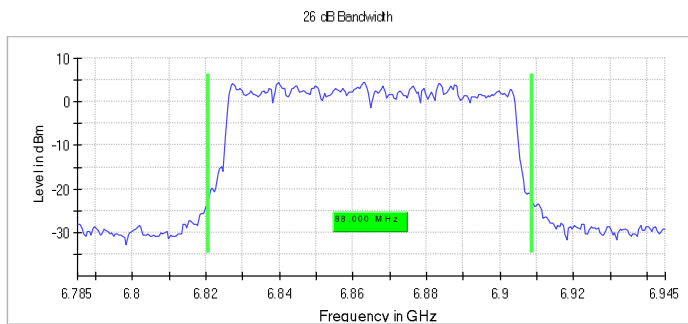
Customized settings.

26 dB Bandwidth

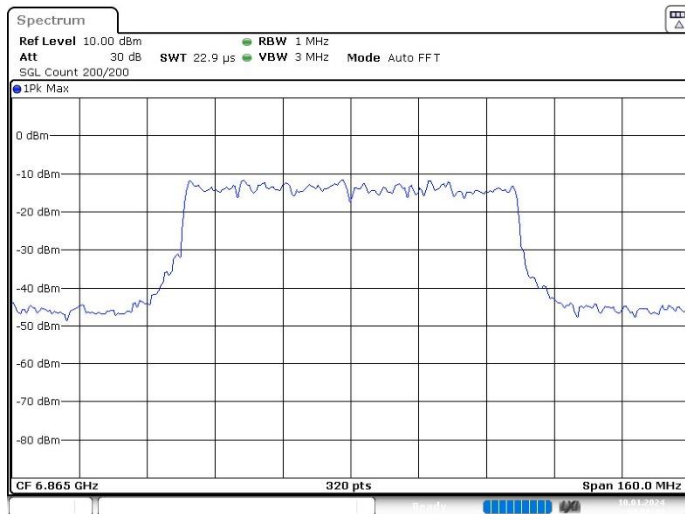
DUT Frequency (MHz)	Bandwidth (MHz)	Bandwidth U-NII 7 (MHz)	Bandwidth U-NII 8 (MHz)	Limit Min (MHz)	Limit Max (MHz)
6865.000000	88.000000	54.250000	33.750000	---	320.000000

(continuation of the "26 dB Bandwidth" table from column 6 ...)

DUT Frequency (MHz)	Band Edge Left (MHz)	Limit Min BE L (MHz)	Band Edge Right (MHz)	Limit Max BE R (MHz)	Max Level (dBm)	Result
6865.000000	6820.750000	---	6908.750000	---	4.4	PASS



Bandwidth



Date: 10.JAN.2024 04:01:15

In-Band Emissions (6865 MHz; 24.000 dBm; 80 MHz)

Customized settings.

Result

DUT Frequency (MHz)	Result
6865.000000	PASS

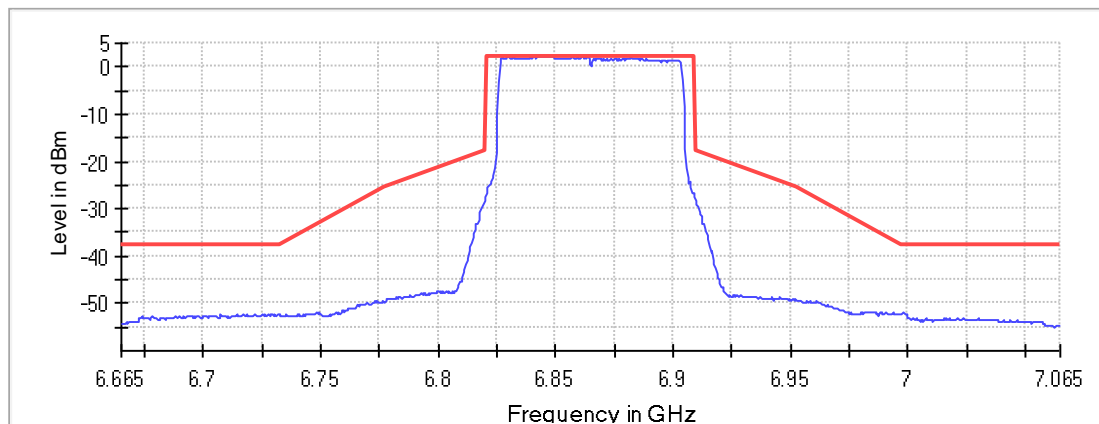
Inband Peak

Frequency (MHz)	Level (dBm)
6843.250000	2.3

Measurements

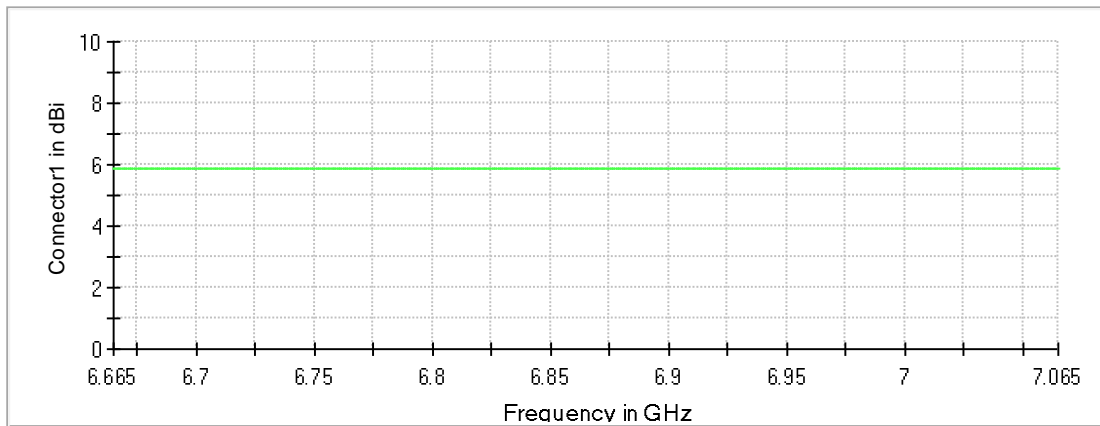
Frequency (MHz)	Level (dBm)	Margin (dB)	Limit (dBm)	Result
6840.750000	2.3	0.0	2.3	PASS
6845.750000	2.2	0.2	2.3	PASS
6847.750000	2.2	0.2	2.3	PASS
6859.250000	2.1	0.2	2.3	PASS
6842.750000	2.1	0.2	2.3	PASS
6849.250000	2.1	0.3	2.3	PASS
6841.250000	2.1	0.3	2.3	PASS
6848.250000	2.1	0.3	2.3	PASS
6857.250000	2.1	0.3	2.3	PASS
6839.250000	2.1	0.3	2.3	PASS
6862.750000	2.0	0.3	2.3	PASS
6830.250000	2.0	0.3	2.3	PASS
6846.750000	2.0	0.3	2.3	PASS
6847.250000	2.0	0.3	2.3	PASS
6863.750000	2.0	0.3	2.3	PASS

In Band



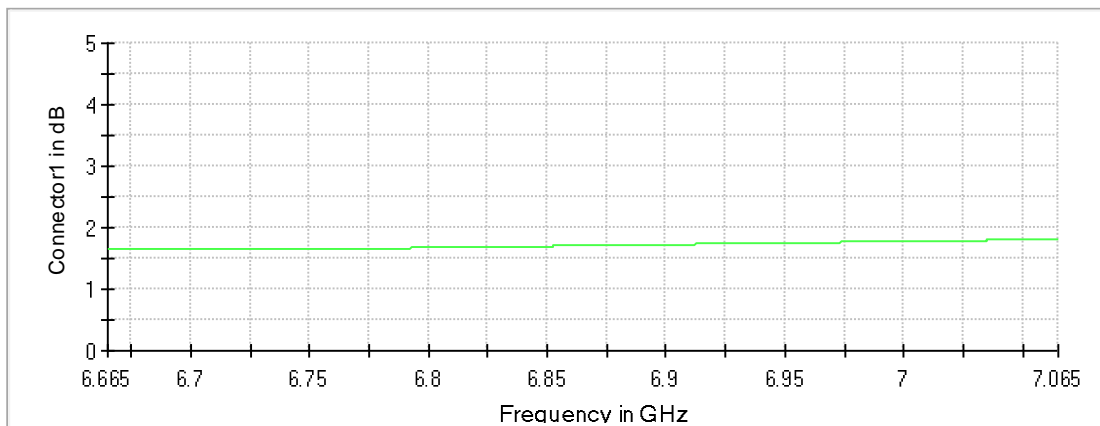
— Level — Limit × Fail

Gain



Connector1

Attenuation



Connector1

Occupied Channel Bandwidth 99% (6865 MHz; 24.000 dBm; 80 MHz)

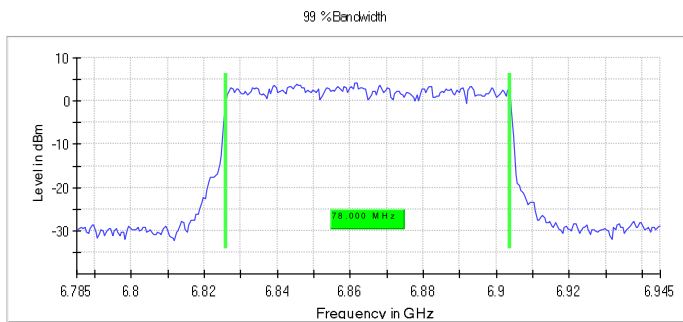
Customized settings.

99 % Bandwidth

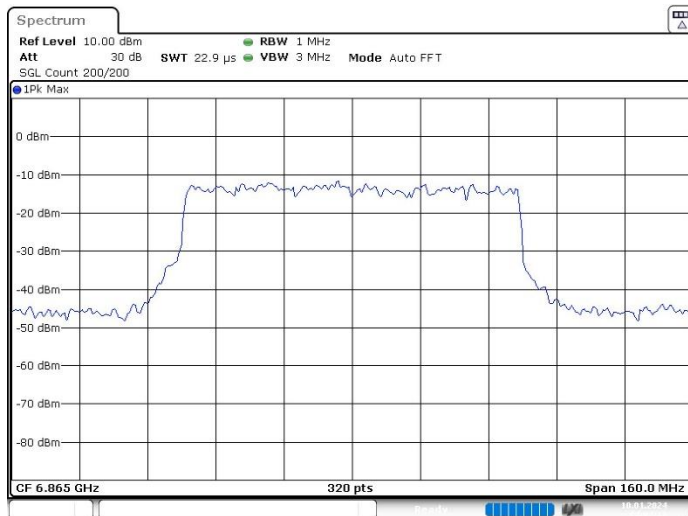
DUT Frequency (MHz)	Bandwidth (MHz)	Bandwidth U-NII 7 (MHz)	Bandwidth U-NII 8 (MHz)	Limit Min (MHz)	Limit Max (MHz)
6865.000000	78.000000	49.250000	28.750000	---	320.000000

(continuation of the "99 % Bandwidth" table from column 6 ...)

DUT Frequency (MHz)	Band Edge Left (MHz)	Limit Min BE L (MHz)	Band Edge Right (MHz)	Limit Max BE R (MHz)	Result
6865.000000	6825.750000	5925.000000	6903.750000	7125.000000	PASS



Bandwidth



Date: 10 JAN 2024 04:02:12

Emission Bandwidth 26 dB (6505 MHz; 24.000 dBm; 160 MHz)

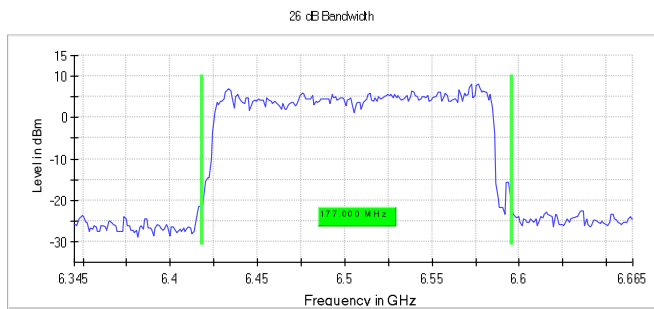
Customized settings.

26 dB Bandwidth

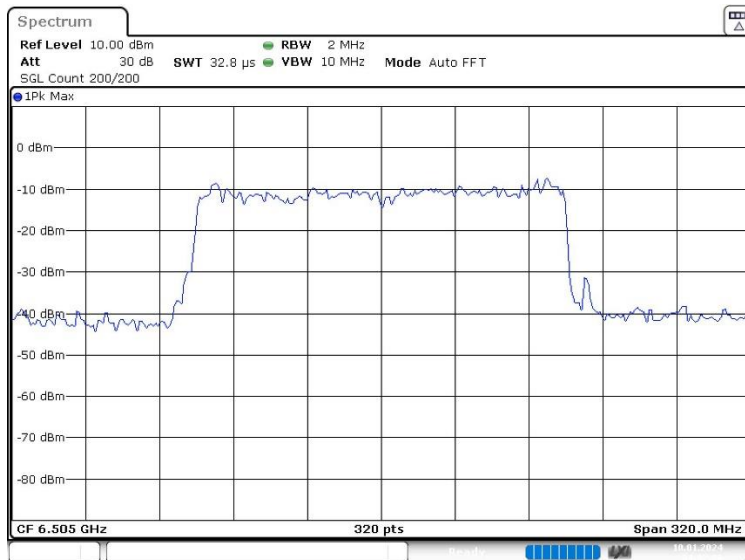
DUT Frequency (MHz)	Bandwidth (MHz)	Bandwidth U-NII 6 (MHz)	Bandwidth U-NII 7 (MHz)	Limit Min (MHz)	Limit Max (MHz)
6505.000000	177.000000	106.500000	70.500000	---	320.000000

(continuation of the "26 dB Bandwidth" table from column 6 ...)

DUT Frequency (MHz)	Band Edge Left (MHz)	Limit Min BE L (MHz)	Band Edge Right (MHz)	Limit Max BE R (MHz)	Max Level (dBm)	Result
6505.000000	6418.500000	---	6595.500000	---	8.2	PASS



Bandwidth



Date: 10.JAN.2024 04:02:36

In-Band Emissions (6505 MHz; 24.000 dBm; 160 MHz)

Customized settings.

Result

DUT Frequency (MHz)	Result
6505.000000	PASS

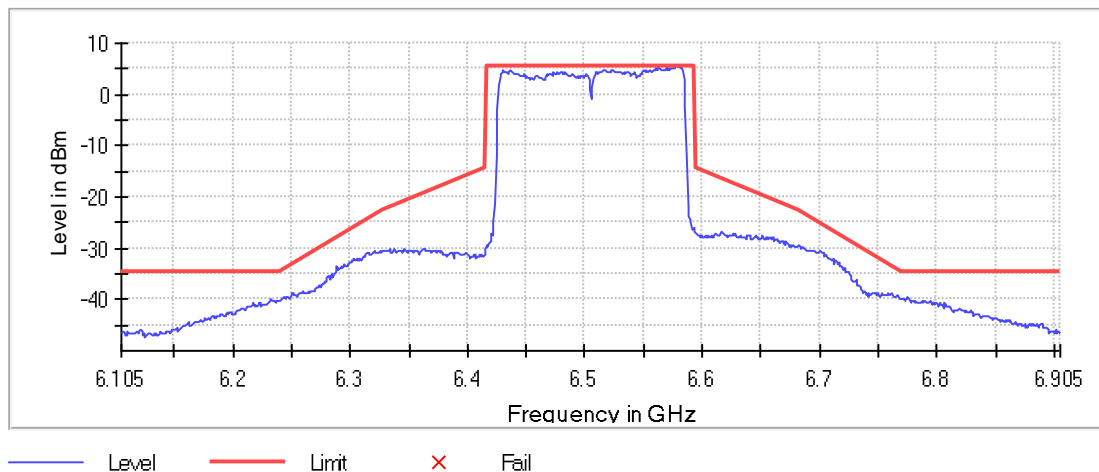
Inband Peak

Frequency (MHz)	Level (dBm)
6562.500000	5.6

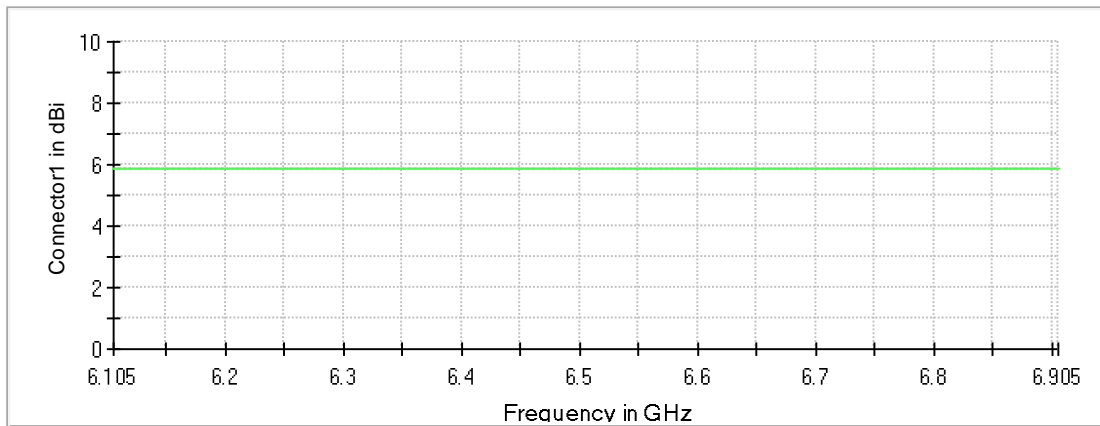
Measurements

Frequency (MHz)	Level (dBm)	Margin (dB)	Limit (dBm)	Result
6578.500000	5.6	0.0	5.6	PASS
6577.500000	5.4	0.2	5.6	PASS
6579.500000	5.4	0.2	5.6	PASS
6582.500000	5.3	0.2	5.6	PASS
6580.500000	5.3	0.2	5.6	PASS
6569.500000	5.3	0.2	5.6	PASS
6576.500000	5.2	0.4	5.6	PASS
6581.500000	5.1	0.4	5.6	PASS
6571.500000	5.1	0.4	5.6	PASS
6573.500000	5.1	0.5	5.6	PASS
6575.500000	5.0	0.5	5.6	PASS
6563.500000	5.0	0.5	5.6	PASS
6560.500000	5.0	0.6	5.6	PASS
6574.500000	5.0	0.6	5.6	PASS
6570.500000	4.9	0.6	5.6	PASS

In Band

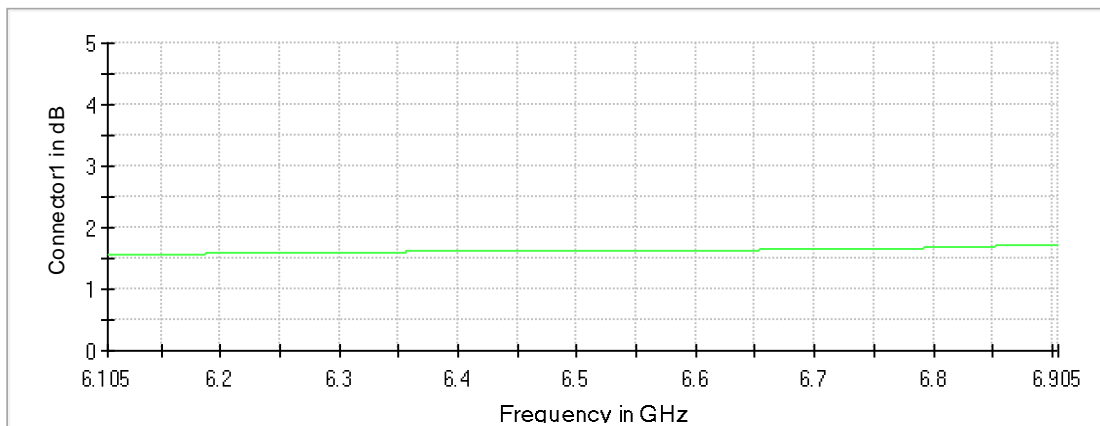


Gain



Connector1

Attenuation



Connector1

Occupied Channel Bandwidth 99% (6505 MHz; 24.000 dBm; 160 MHz)

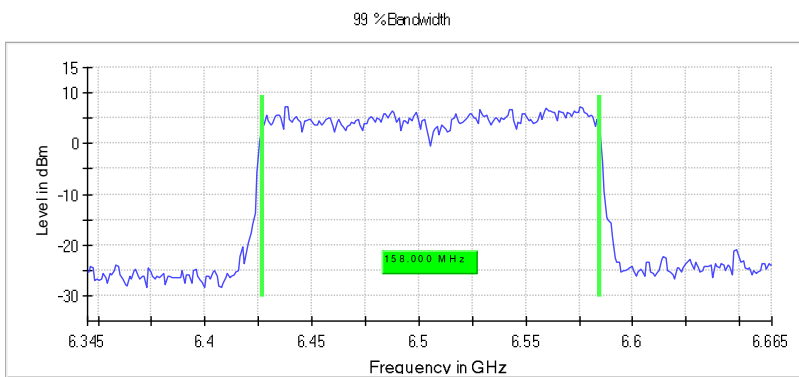
Customized settings.

99 % Bandwidth

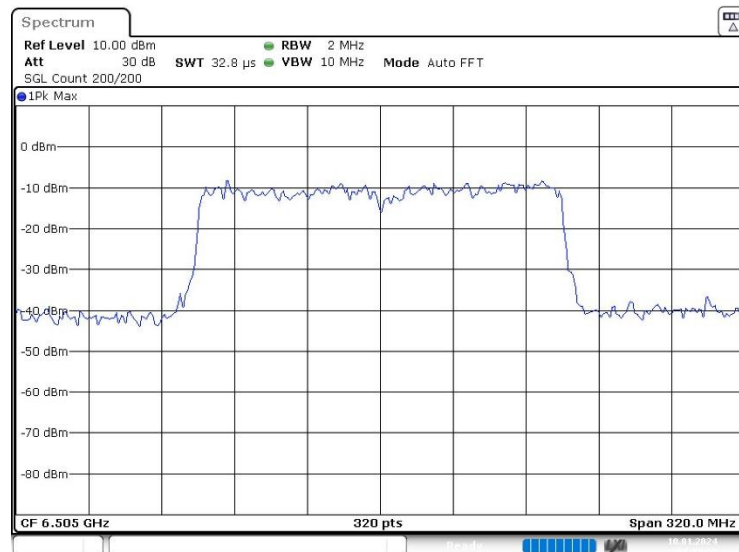
DUT Frequency (MHz)	Bandwidth (MHz)	Bandwidth U-NII 6 (MHz)	Bandwidth U-NII 7 (MHz)	Limit Min (MHz)	Limit Max (MHz)
6505.000000	158.000000	98.500000	59.500000	---	320.000000

(continuation of the "99 % Bandwidth" table from column 6 ...)

DUT Frequency (MHz)	Band Edge Left (MHz)	Limit Min BE L (MHz)	Band Edge Right (MHz)	Limit Max BE R (MHz)	Result
6505.000000	6426.500000	5925.000000	6584.500000	7125.000000	PASS



Bandwidth



Date: 10.07.2024 04:03:37

Tx Spurious Emission (6505 MHz; 24.000 dBm; 160 MHz)

Customized settings.

Result

DUT Frequency (MHz)	Result
6505.000000	PASS

Final measurements

Frequency (MHz)	Level Pre Measurement (dBm)	level (dBm)	Limit (dBm)	Margin (dB)	Result
---	---	---	---	---	---

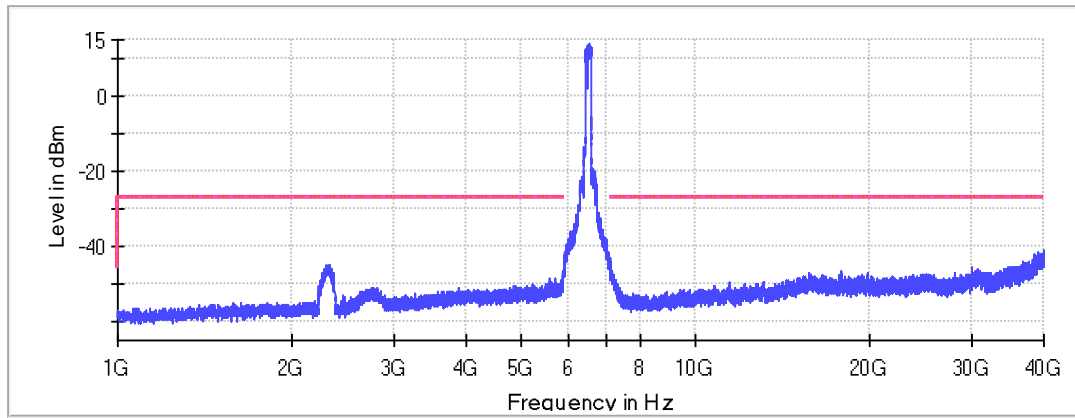
Pre Measurements

Frequency (MHz)	Level (dBm)	Margin (dB)	Limit (dBm)
1000.000000	-57.5	11.6	-45.9
39962.750000	-41.2	14.2	-27.0
39982.750000	-41.4	14.4	-27.0
39174.250000	-41.4	14.4	-27.0
39956.750000	-41.4	14.4	-27.0
39962.250000	-41.5	14.5	-27.0
39974.250000	-41.5	14.5	-27.0
39895.250000	-41.5	14.5	-27.0
39959.750000	-41.6	14.6	-27.0
39967.750000	-41.6	14.6	-27.0
39908.750000	-41.7	14.7	-27.0
39351.750000	-41.8	14.8	-27.0
39256.250000	-41.8	14.8	-27.0
39990.750000	-41.8	14.8	-27.0
39960.750000	-41.8	14.8	-27.0

Measurement Settings

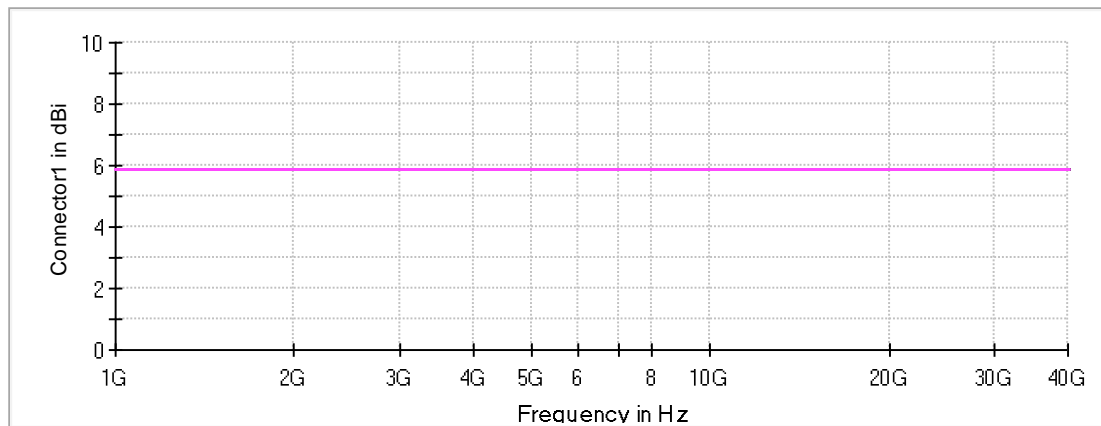
Start Frequency (MHz)	Stop Frequency (MHz)	Pre Measurement	Final Measurement
1000.000000	5925.000000	2	2
5925.000000	7125.000000	2	2
7125.000000	18000.000000	2	2
18000.000000	26000.000000	2	2
26000.000000	40000.000000	2	2

Spurious



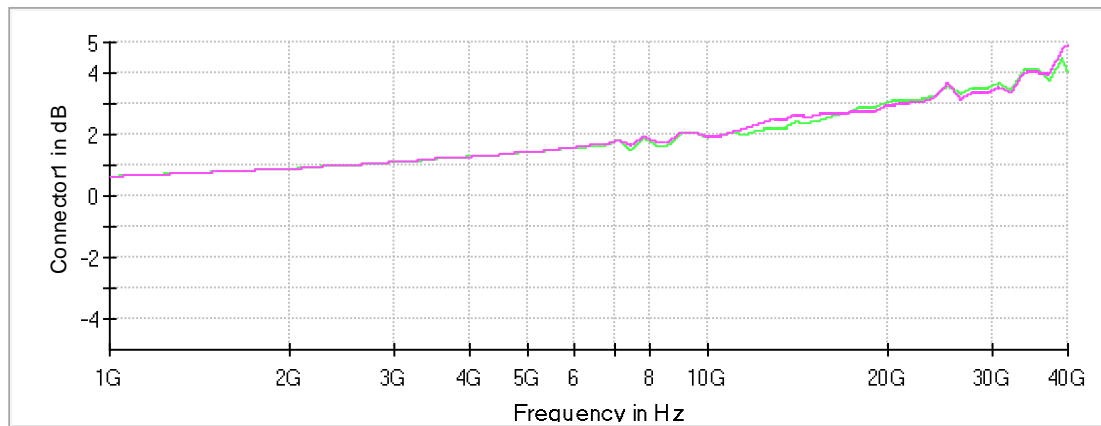
— Limit - - - Threshold × Critical × Final Critical — SumLevel

Gain



— Connector1 — Connector2

Attenuation



— Connector1 — Connector2

Emissions in restricted frequency bands (Average) (6505 MHz; 24.000 dBm; 160 MHz)

Customized settings.

Result

DUT Frequency (MHz)	Result
6505.000000	PASS

Final measurements

Frequency (MHz)	Level Pre Measurement (dBm)	level (dBm)	Limit (dBm)	Margin (dB)	Result
---	---	---	---	---	---

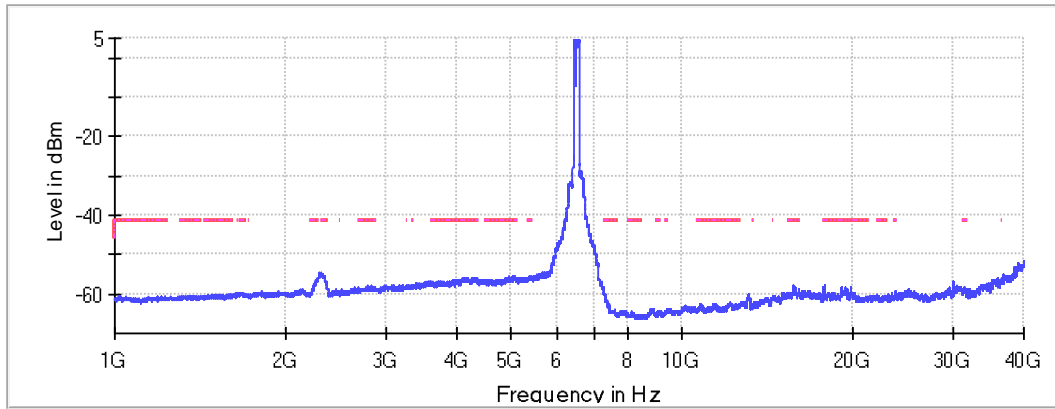
Pre Measurements

Frequency (MHz)	Level (dBm)	Margin (dB)	Limit (dBm)
2311.250000	-54.7	13.5	-41.2
2297.250000	-54.8	13.6	-41.2
2297.750000	-54.8	13.6	-41.2
2313.250000	-54.8	13.6	-41.2
2322.750000	-54.9	13.7	-41.2
2311.750000	-54.9	13.7	-41.2
2299.250000	-54.9	13.7	-41.2
2318.250000	-54.9	13.7	-41.2
2298.750000	-54.9	13.7	-41.2
2299.750000	-54.9	13.7	-41.2
2323.250000	-55.0	13.8	-41.2
2316.250000	-55.0	13.8	-41.2
2312.750000	-55.0	13.8	-41.2
2312.250000	-55.0	13.8	-41.2
2310.750000	-55.0	13.8	-41.2

Measurement Settings

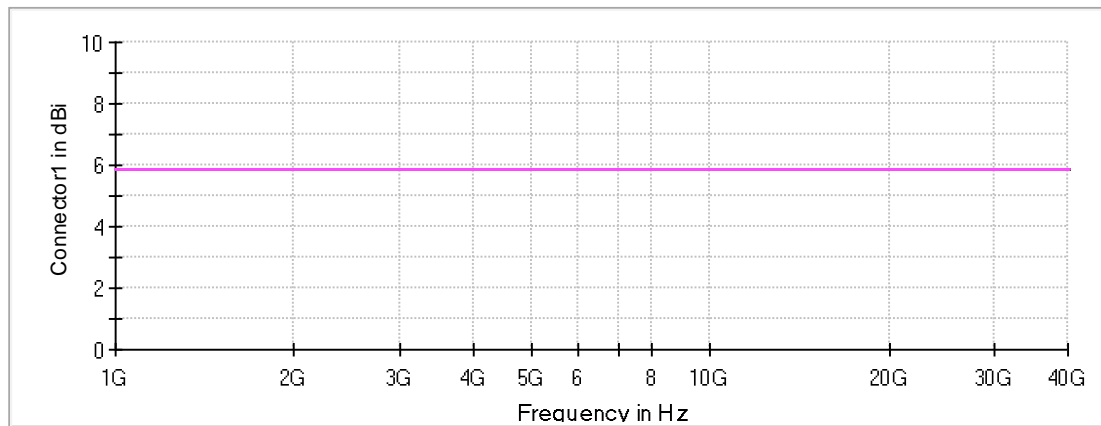
Start Frequency (MHz)	Stop Frequency (MHz)	Pre Measurement	Final Measurement
1000.000000	5925.000000	1	1
5925.000000	7125.000000	1	1
7125.000000	18000.000000	1	1
18000.000000	40000.000000	1	1

Restricted Band



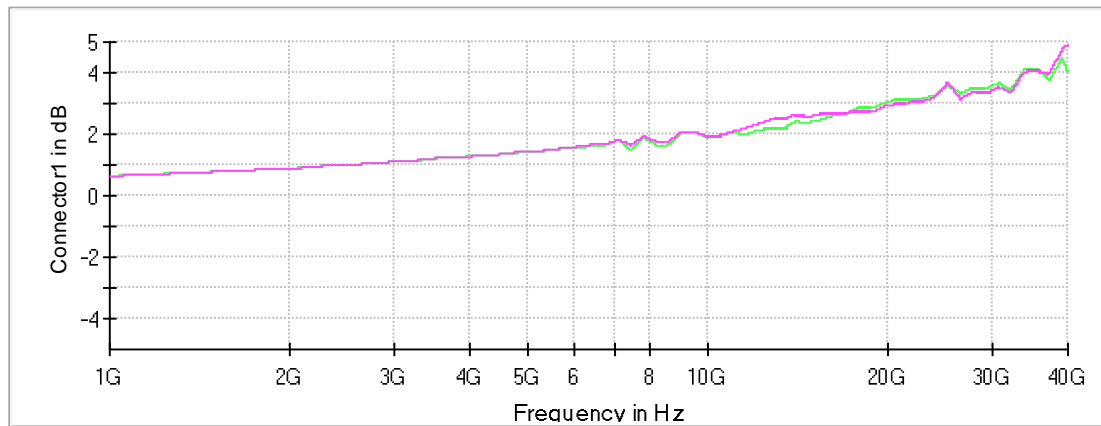
— Limit - - - - Threshold × Critical × Final Critical — Sum Level

Gain



— Connector1 — Connector2

Attenuation



— Connector1 — Connector2

Emissions in restricted frequency bands (Peak) (6505 MHz; 24.000 dBm; 160 MHz)

Customized settings.

Result

DUT Frequency (MHz)	Result
6505.000000	PASS

Final measurements

Frequency (MHz)	Level Pre Measurement (dBm)	level (dBm)	Limit (dBm)	Margin (dB)	Result
---	---	---	---	---	---

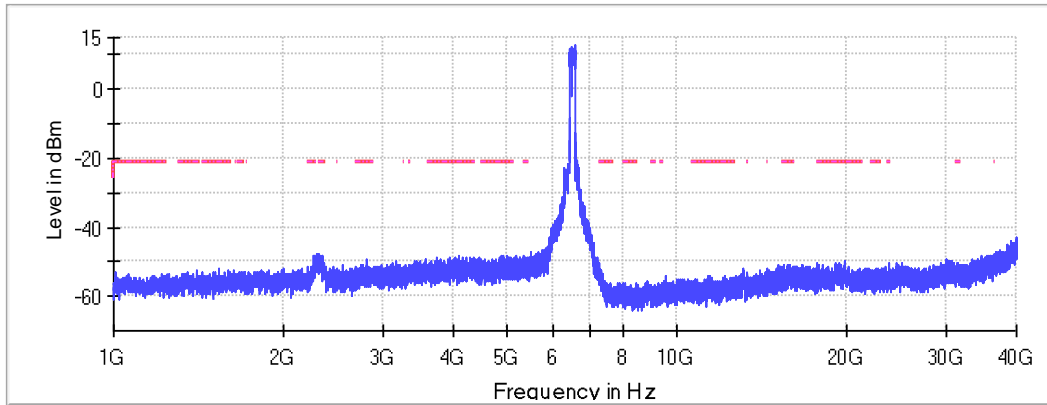
Pre Measurements

Frequency (MHz)	Level (dBm)	Margin (dB)	Limit (dBm)
2318.250000	-47.6	26.4	-21.2
36480.453736	-47.8	26.6	-21.2
2295.750000	-47.8	26.6	-21.2
4107.750000	-48.1	26.9	-21.2
2299.750000	-48.1	26.9	-21.2
2266.750000	-48.1	26.9	-21.2
2340.750000	-48.2	27.0	-21.2
2299.250000	-48.2	27.0	-21.2
2267.250000	-48.3	27.1	-21.2
2333.250000	-48.3	27.1	-21.2
2347.750000	-48.3	27.1	-21.2
4892.750000	-48.4	27.2	-21.2
5355.750000	-48.4	27.2	-21.2
2298.750000	-48.4	27.2	-21.2
4906.250000	-48.4	27.2	-21.2

Measurement Settings

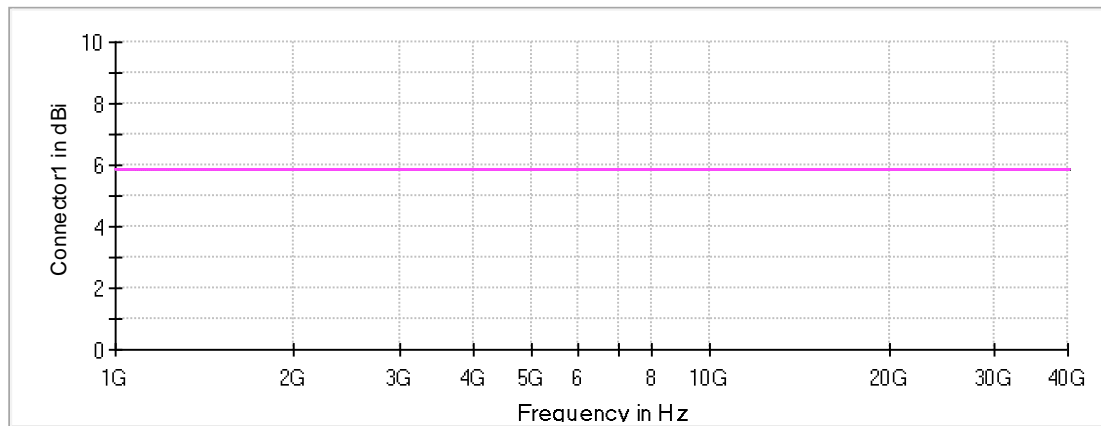
Start Frequency (MHz)	Stop Frequency (MHz)	Pre Measurement	Final Measurement
1000.000000	5925.000000	1	1
5925.000000	7125.000000	1	1
7125.000000	18000.000000	1	1
18000.000000	40000.000000	1	2

Restricted Band



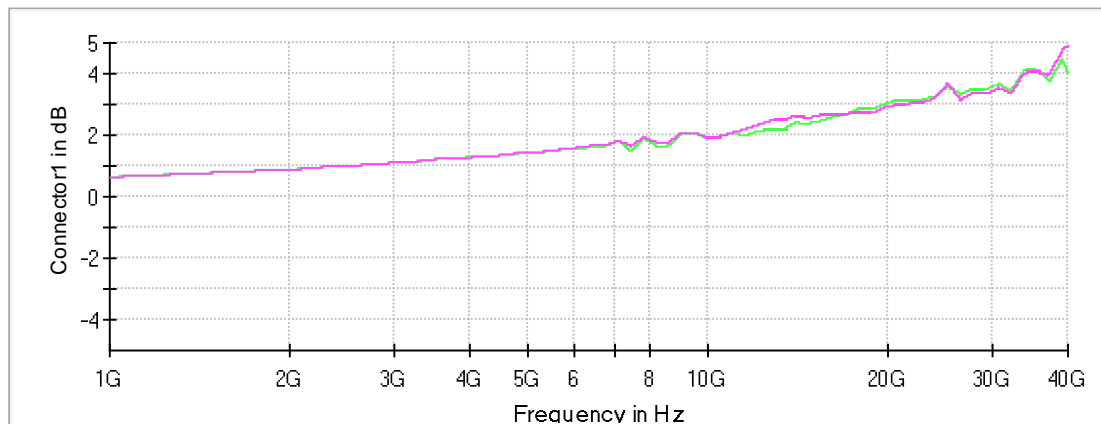
— Limit - - - - Threshold × Critical × Final Critical — SumLevel

Gain



— Connector1 — Connector2

Attenuation



— Connector1 — Connector2

Emission Bandwidth 26 dB (6665 MHz; 24.000 dBm; 160 MHz)

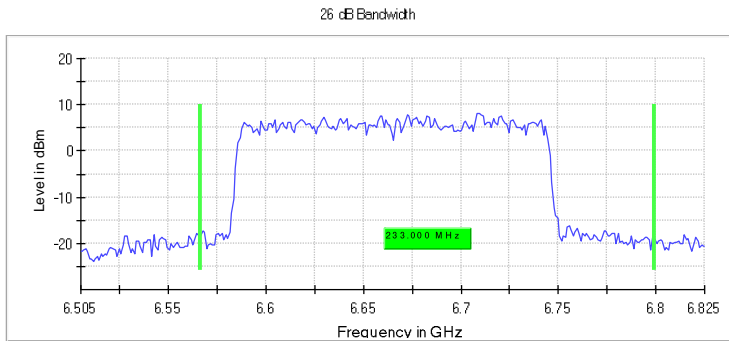
Customized settings.

26 dB Bandwidth

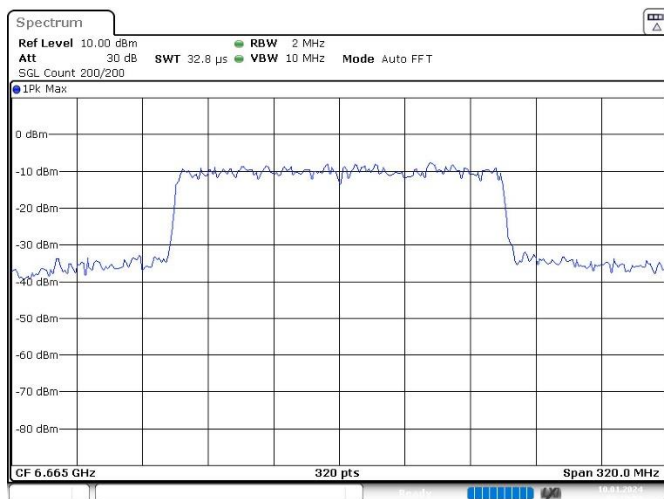
DUT Frequency (MHz)	Bandwidth (MHz)	Limit Min (MHz)	Limit Max (MHz)	Band Edge Left (MHz)	Limit Min BE L
6665.000000	233.000000	---	320.000000	6566.500000	---

(continuation of the "26 dB Bandwidth" table from column 6 ...)

DUT Frequency (MHz)	Band Edge Right (MHz)	Limit Max BE R (MHz)	Max Level (dBm)	Result
6665.000000	6799.500000	---	8.1	PASS



Bandwidth



Date: 10_JAN_2024 04:12:50

In-Band Emissions (6665 MHz; 24.000 dBm; 160 MHz)

Customized settings.

Result

DUT Frequency (MHz)	Result
6665.000000	PASS

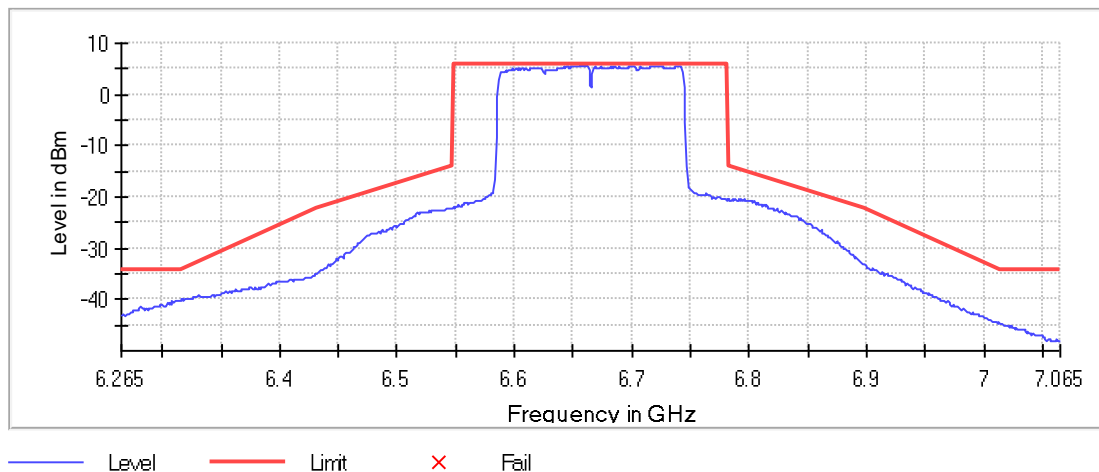
Inband Peak

Frequency (MHz)	Level (dBm)
6656.500000	5.8

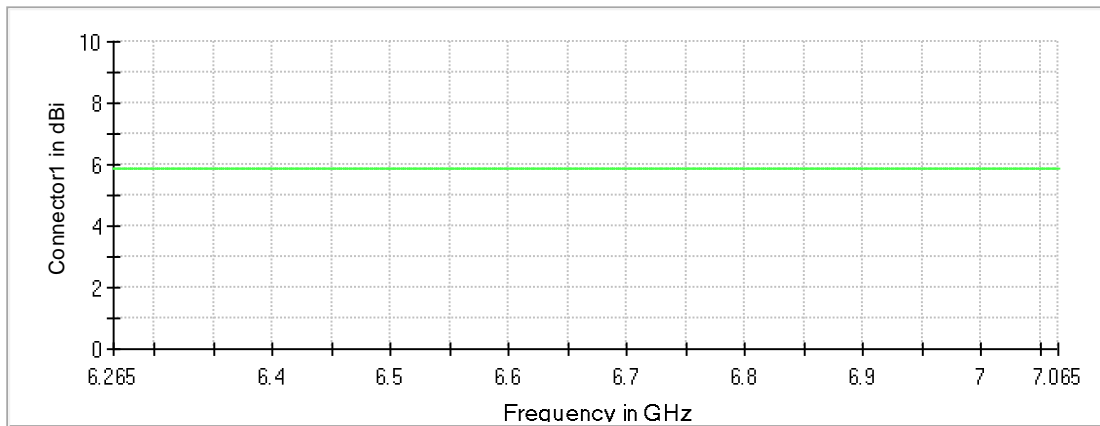
Measurements

Frequency (MHz)	Level (dBm)	Margin (dB)	Limit (dBm)	Result
6661.500000	5.8	0.0	5.8	PASS
6658.500000	5.7	0.1	5.8	PASS
6657.500000	5.7	0.1	5.8	PASS
6660.500000	5.7	0.2	5.8	PASS
6701.500000	5.6	0.2	5.8	PASS
6698.500000	5.6	0.2	5.8	PASS
6720.500000	5.6	0.2	5.8	PASS
6721.500000	5.6	0.2	5.8	PASS
6659.500000	5.6	0.2	5.8	PASS
6652.500000	5.6	0.2	5.8	PASS
6702.500000	5.5	0.3	5.8	PASS
6654.500000	5.5	0.3	5.8	PASS
6697.500000	5.5	0.3	5.8	PASS
6655.500000	5.5	0.3	5.8	PASS
6738.500000	5.5	0.3	5.8	PASS

In Band

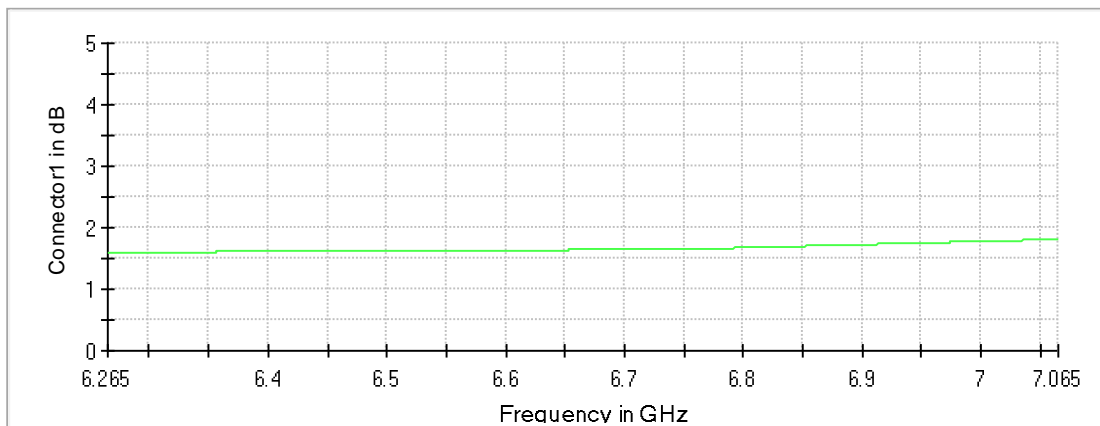


Gain



Connector1

Attenuation



Connector1

Occupied Channel Bandwidth 99% (6665 MHz; 24.000 dBm; 160 MHz)

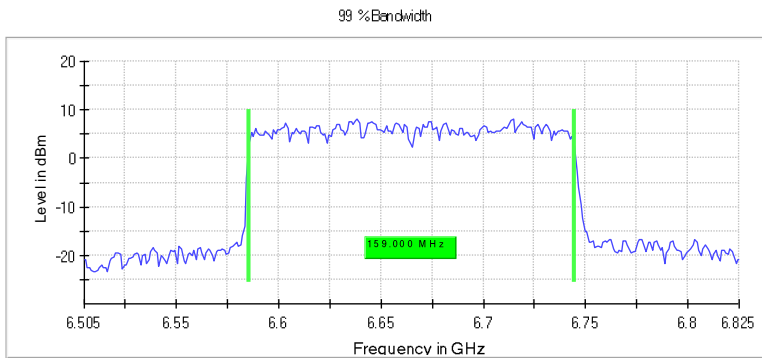
Customized settings.

99 % Bandwidth

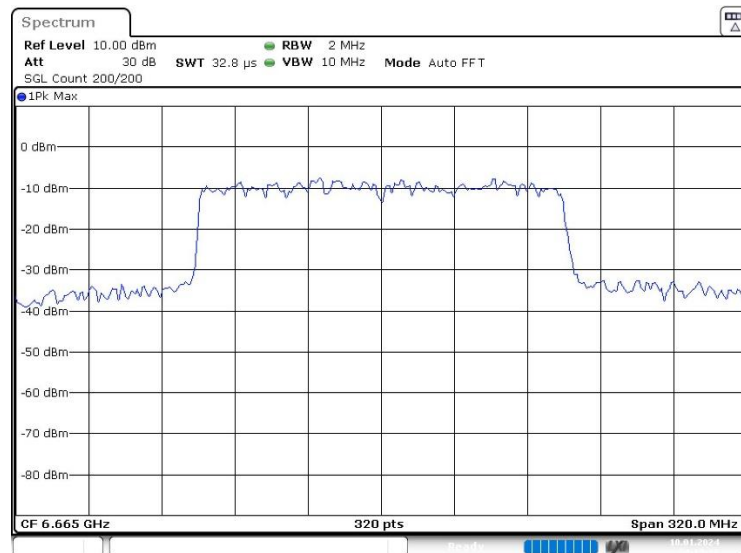
DUT Frequency (MHz)	Bandwidth (MHz)	Limit Min (MHz)	Limit Max (MHz)	Band Edge Left (MHz)	Limit Min BE L (MHz)
6665.000000	159.000000	---	320.000000	6585.500000	5925.000000

(continuation of the "99 % Bandwidth" table from column 6 ...)

DUT Frequency (MHz)	Band Edge Right (MHz)	Limit Max BE R (MHz)	Result
6665.000000	6744.500000	7125.000000	PASS



Bandwidth



Date: 10.JAN.2024 04:13:59

Tx Spurious Emission (6665 MHz; 24.000 dBm; 160 MHz)

Customized settings.

Result

DUT Frequency (MHz)	Result
6665.000000	PASS

Final measurements

Frequency (MHz)	Level Pre Measurement (dBm)	level (dBm)	Limit (dBm)	Margin (dB)	Result
---	---	---	---	---	---

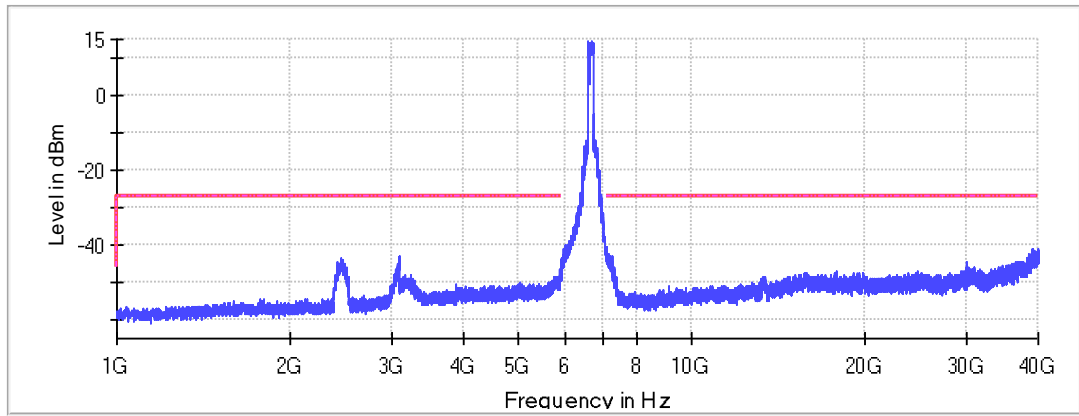
Pre Measurements

Frequency (MHz)	Level (dBm)	Margin (dB)	Limit (dBm)
1000.000000	-57.6	11.7	-45.9
39079.250000	-41.1	14.1	-27.0
39987.750000	-41.2	14.2	-27.0
39084.250000	-41.2	14.2	-27.0
39115.250000	-41.4	14.4	-27.0
39923.250000	-41.5	14.5	-27.0
39970.750000	-41.5	14.5	-27.0
39973.750000	-41.5	14.5	-27.0
39293.250000	-41.5	14.5	-27.0
39950.750000	-41.6	14.6	-27.0
39928.250000	-41.6	14.6	-27.0
39092.250000	-41.6	14.6	-27.0
39110.250000	-41.6	14.6	-27.0
39919.750000	-41.7	14.7	-27.0
39995.250000	-41.7	14.7	-27.0

Measurement Settings

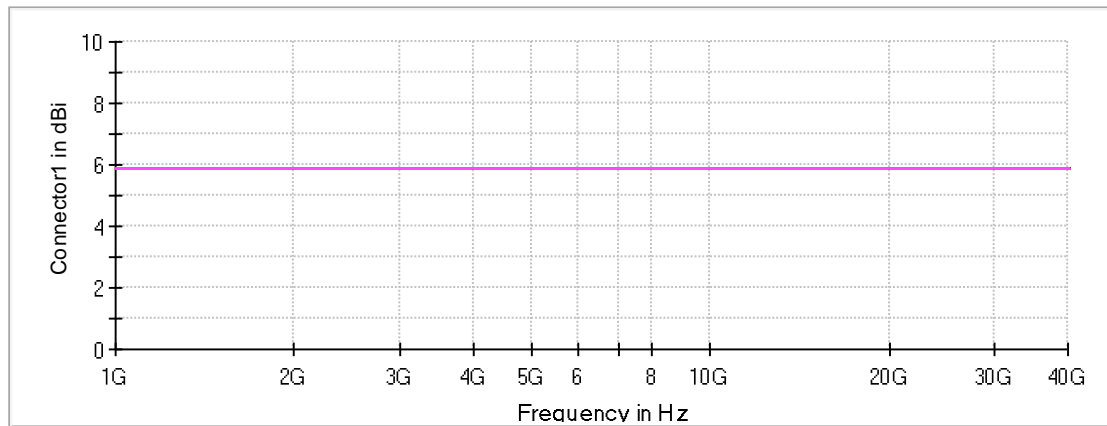
Start Frequency (MHz)	Stop Frequency (MHz)	Pre Measurement	Final Measurement
1000.000000	5925.000000	2	2
5925.000000	7125.000000	2	2
7125.000000	18000.000000	2	2
18000.000000	26000.000000	2	2
26000.000000	40000.000000	2	2

Spurious



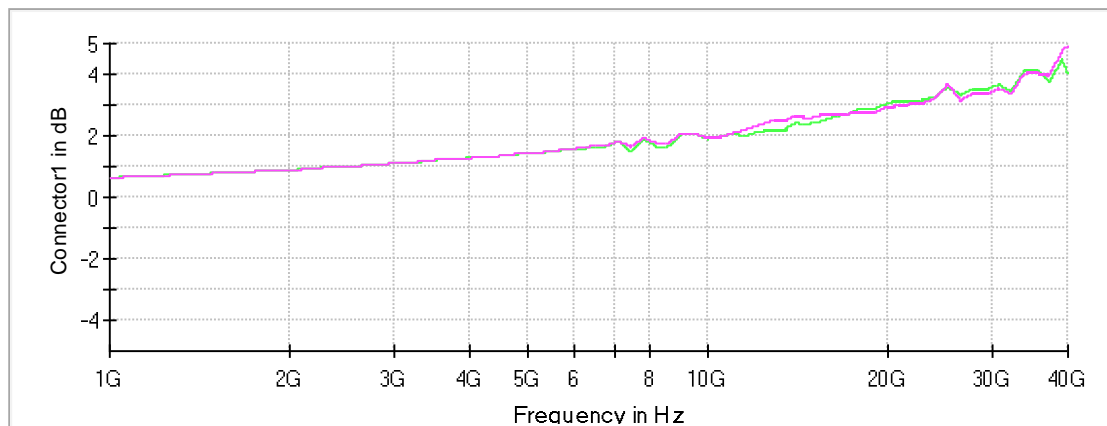
— Limit - - - Threshold × Critical × Final Critical — Sum Level

Gain



— Connector1 — Connector2

Attenuation



— Connector1 — Connector2

Emissions in restricted frequency bands (Average) (6665 MHz; 24.000 dBm; 160 MHz)

Customized settings.

Result

DUT Frequency (MHz)	Result
6665.000000	PASS

Final measurements

Frequency (MHz)	Level Pre Measurement (dBm)	level (dBm)	Limit (dBm)	Margin (dB)	Result
---	---	---	---	---	---

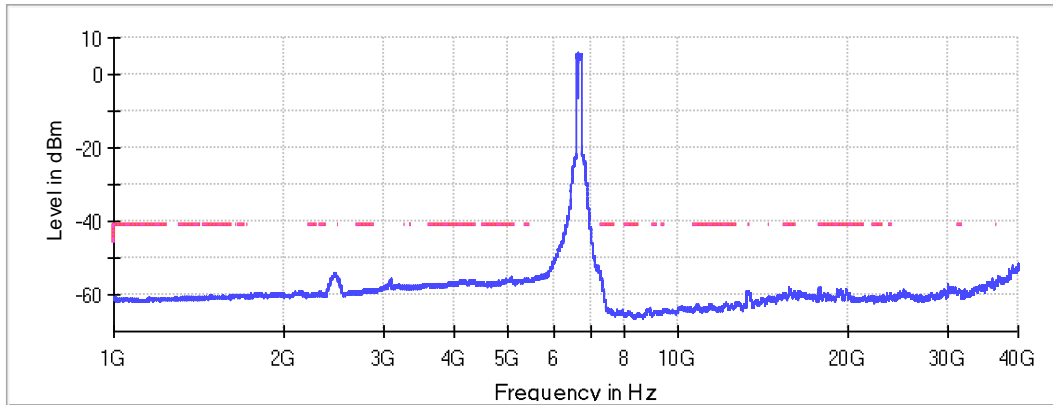
Pre Measurements

Frequency (MHz)	Level (dBm)	Margin (dB)	Limit (dBm)
7255.750000	-53.6	12.4	-41.2
7252.250000	-53.6	12.4	-41.2
7254.750000	-53.7	12.5	-41.2
7254.250000	-53.8	12.6	-41.2
7250.250000	-53.8	12.6	-41.2
7257.250000	-53.9	12.7	-41.2
7258.750000	-53.9	12.7	-41.2
7257.750000	-53.9	12.7	-41.2
7253.750000	-53.9	12.7	-41.2
7250.750000	-54.0	12.8	-41.2
7262.250000	-54.0	12.8	-41.2
7265.750000	-54.0	12.8	-41.2
7251.250000	-54.0	12.8	-41.2
7263.250000	-54.1	12.9	-41.2
7258.250000	-54.1	12.9	-41.2

Measurement Settings

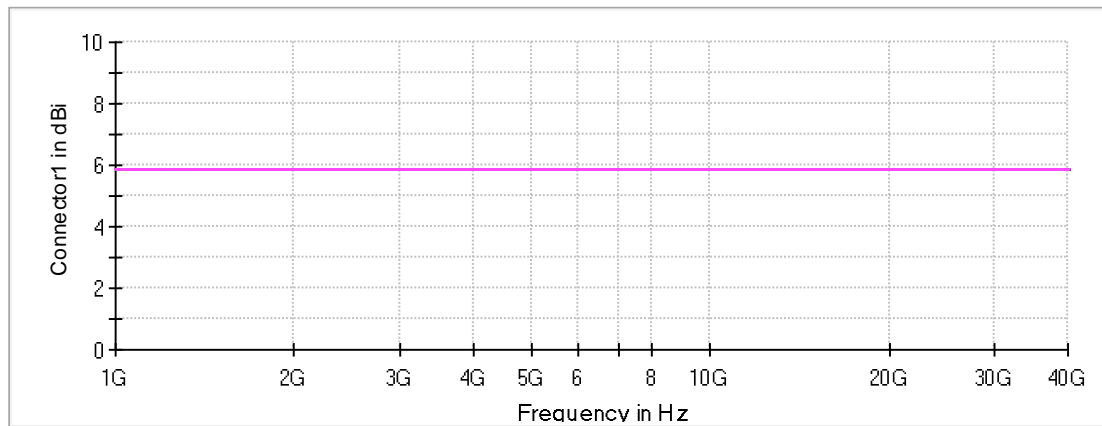
Start Frequency (MHz)	Stop Frequency (MHz)	Pre Measurement	Final Measurement
1000.000000	5925.000000	1	1
5925.000000	7125.000000	1	1
7125.000000	18000.000000	1	1
18000.000000	40000.000000	1	1

Restricted Band



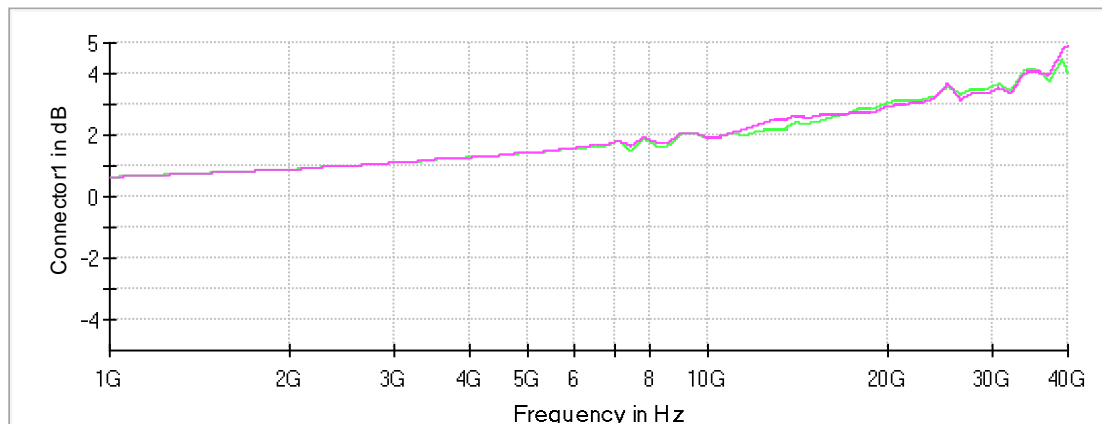
— Limit - - - - Threshold × Critical × Final Critical — Sum Level

Gain



— Connector1 — Connector2

Attenuation



— Connector1 — Connector2

Emissions in restricted frequency bands (Peak) (6665 MHz; 24.000 dBm; 160 MHz)

Customized settings.

Result

DUT Frequency (MHz)	Result
6665.000000	PASS

Final measurements

Frequency (MHz)	Level Pre Measurement (dBm)	level (dBm)	Limit (dBm)	Margin (dB)	Result
---	---	---	---	---	---

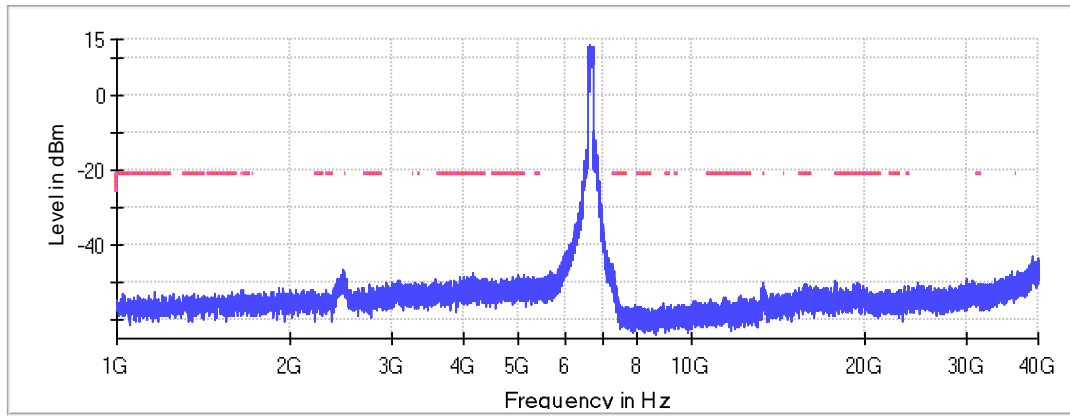
Pre Measurements

Frequency (MHz)	Level (dBm)	Margin (dB)	Limit (dBm)
7260.250000	-45.0	23.8	-21.2
7260.750000	-45.8	24.6	-21.2
7263.250000	-46.8	25.6	-21.2
7261.750000	-46.8	25.6	-21.2
7303.750000	-46.8	25.6	-21.2
7252.750000	-46.9	25.7	-21.2
7261.250000	-47.1	25.9	-21.2
7257.250000	-47.2	26.0	-21.2
7255.750000	-47.2	26.0	-21.2
7255.250000	-47.5	26.3	-21.2
7264.750000	-47.5	26.3	-21.2
4161.750000	-47.6	26.4	-21.2
4150.750000	-47.6	26.4	-21.2
7263.750000	-47.6	26.4	-21.2
7253.750000	-47.6	26.4	-21.2

Measurement Settings

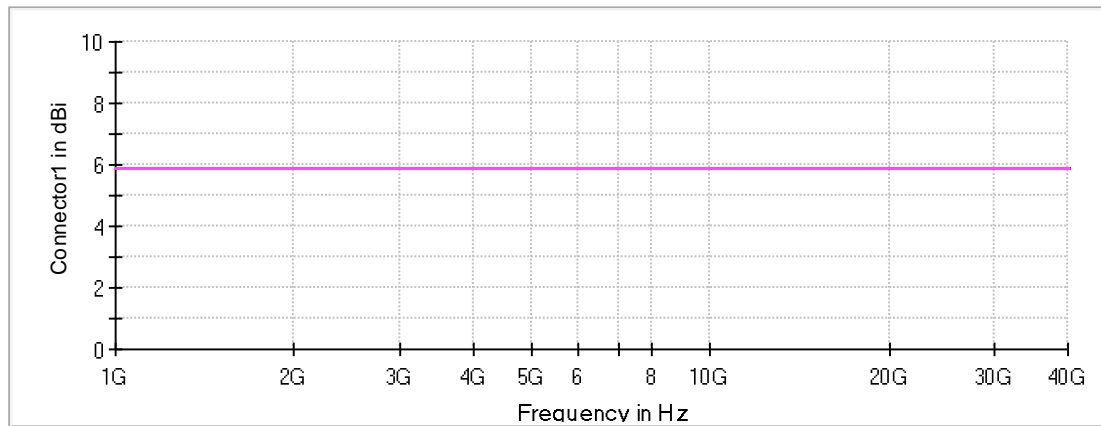
Start Frequency (MHz)	Stop Frequency (MHz)	Pre Measurement	Final Measurement
1000.000000	5925.000000	1	1
5925.000000	7125.000000	1	1
7125.000000	18000.000000	1	1
18000.000000	40000.000000	1	2

Restricted Band



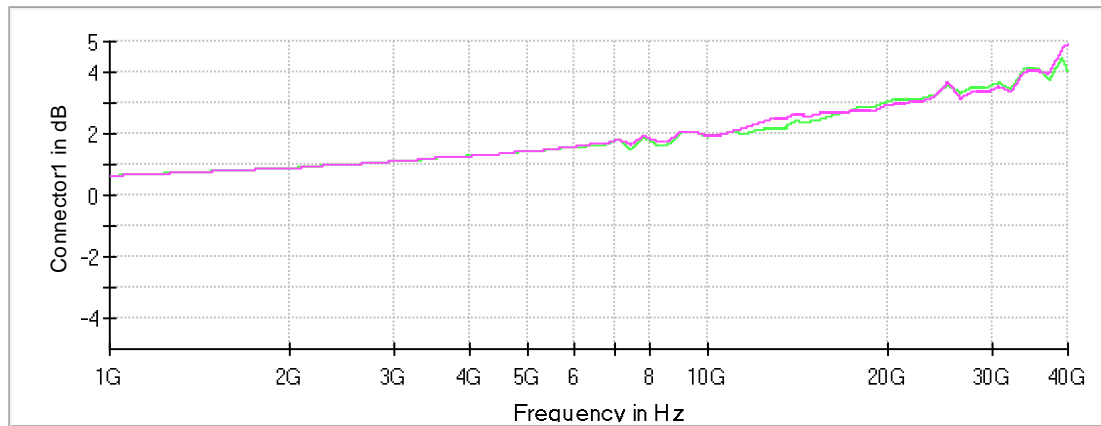
— Limit - - - - Threshold × Critical × Final Critical — Sum Level

Gain



— Connector1 — Connector2

Attenuation



— Connector1 — Connector2

Emission Bandwidth 26 dB (6825 MHz; 24.000 dBm; 160 MHz)

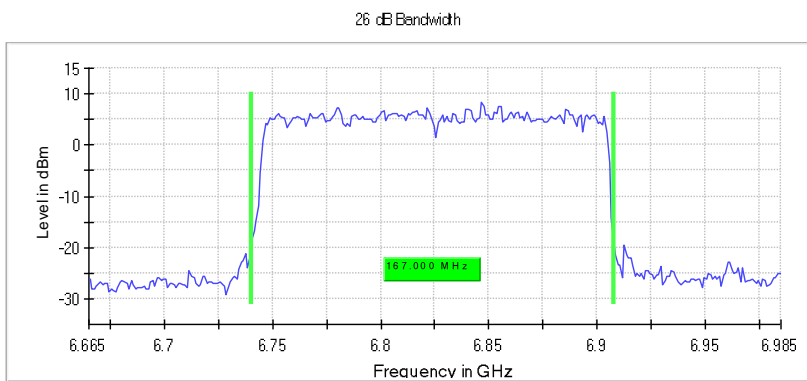
Customized settings.

26 dB Bandwidth

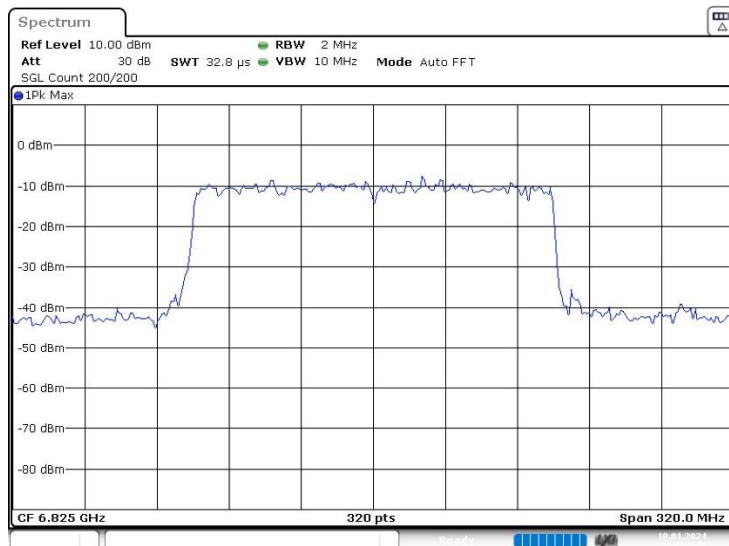
DUT Frequency (MHz)	Bandwidth (MHz)	Bandwidth U-NII 7 (MHz)	Bandwidth U-NII 8 (MHz)	Limit Min (MHz)	Limit Max (MHz)
6825.000000	167.000000	134.500000	32.500000	---	320.000000

(continuation of the "26 dB Bandwidth" table from column 6 ...)

DUT Frequency (MHz)	Band Edge Left (MHz)	Limit Min BE L (MHz)	Band Edge Right (MHz)	Limit Max BE R (MHz)	Max Level (dBm)	Result
6825.000000	6740.500000	---	6907.500000	---	8.4	PASS



Bandwidth



Date: 10, JAN, 2024 04:23:27

In-Band Emissions (6825 MHz; 24.000 dBm; 160 MHz)

Customized settings.

Result

DUT Frequency (MHz)	Result
6825.000000	PASS

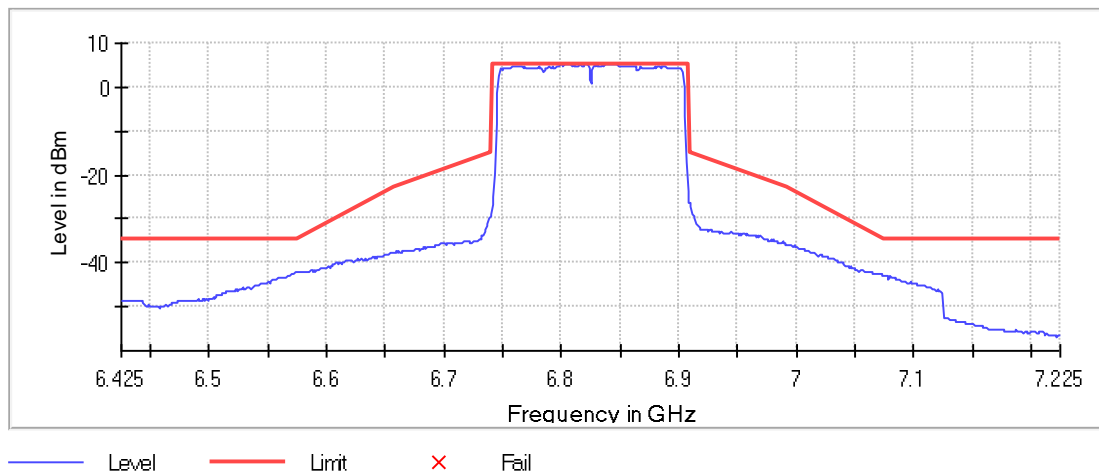
Inband Peak

Frequency (MHz)	Level (dBm)
6803.500000	5.3

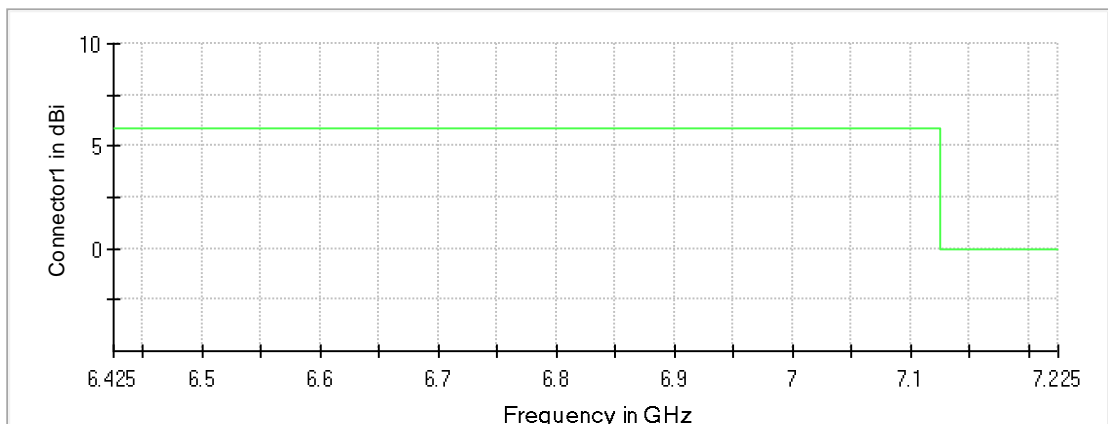
Measurements

Frequency (MHz)	Level (dBm)	Margin (dB)	Limit (dBm)	Result
6803.500000	5.3	0.0	5.3	PASS
6841.500000	5.2	0.1	5.3	PASS
6845.500000	5.2	0.1	5.3	PASS
6820.500000	5.2	0.1	5.3	PASS
6830.500000	5.2	0.1	5.3	PASS
6838.500000	5.2	0.1	5.3	PASS
6828.500000	5.2	0.1	5.3	PASS
6844.500000	5.2	0.1	5.3	PASS
6804.500000	5.1	0.1	5.3	PASS
6843.500000	5.1	0.1	5.3	PASS
6816.500000	5.1	0.1	5.3	PASS
6842.500000	5.1	0.1	5.3	PASS
6840.500000	5.1	0.2	5.3	PASS
6800.500000	5.1	0.2	5.3	PASS
6837.500000	5.1	0.2	5.3	PASS

In Band

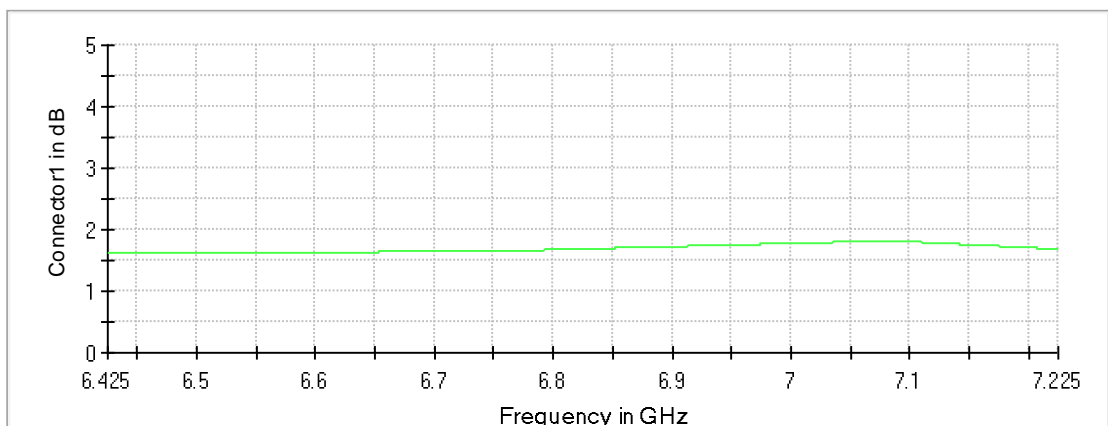


Gain



Connector1

Attenuation



Connector1

Occupied Channel Bandwidth 99% (6825 MHz; 24.000 dBm; 160 MHz)

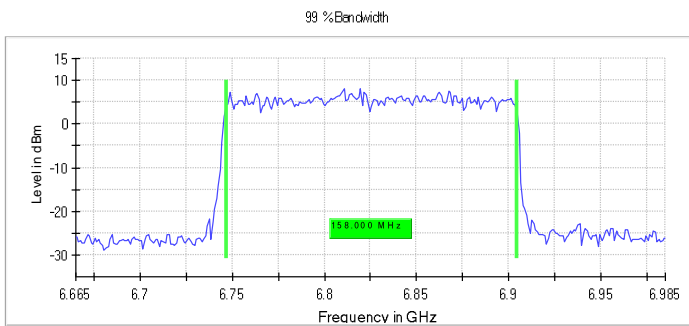
Customized settings.

99 % Bandwidth

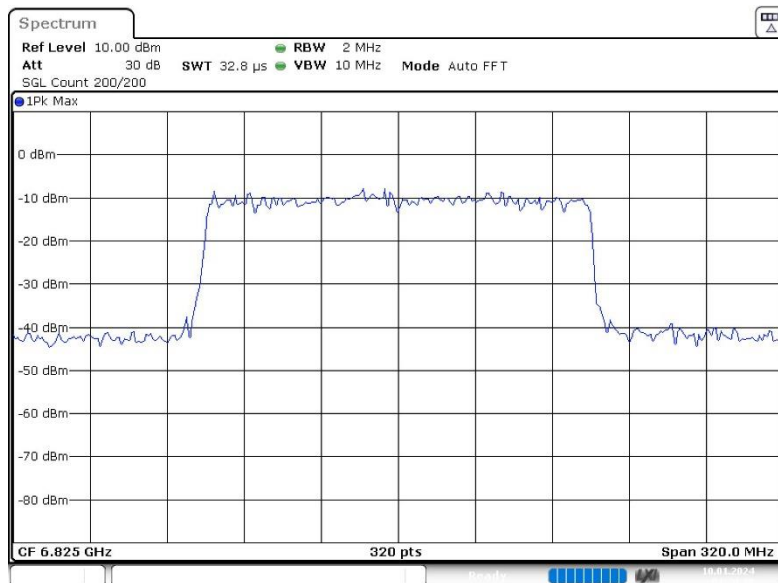
DUT Frequency (MHz)	Bandwidth (MHz)	Bandwidth U-NII 7 (MHz)	Bandwidth U-NII 8 (MHz)	Limit Min (MHz)	Limit Max (MHz)
6825.000000	158.000000	128.500000	29.500000	---	320.000000

(continuation of the "99 % Bandwidth" table from column 6 ...)

DUT Frequency (MHz)	Band Edge Left (MHz)	Limit Min BE L (MHz)	Band Edge Right (MHz)	Limit Max BE R (MHz)	Result
6825.000000	6746.500000	5925.000000	6904.500000	7125.000000	PASS



Bandwidth



Date: 10.JAN.2024 04:24:38

Tx Spurious Emission (6825 MHz; 24.000 dBm; 160 MHz)

Customized settings.

Result

DUT Frequency (MHz)	Result
6825.000000	PASS

Final measurements

Frequency (MHz)	Level Pre Measurement (dBm)	level (dBm)	Limit (dBm)	Margin (dB)	Result
---	---	---	---	---	---

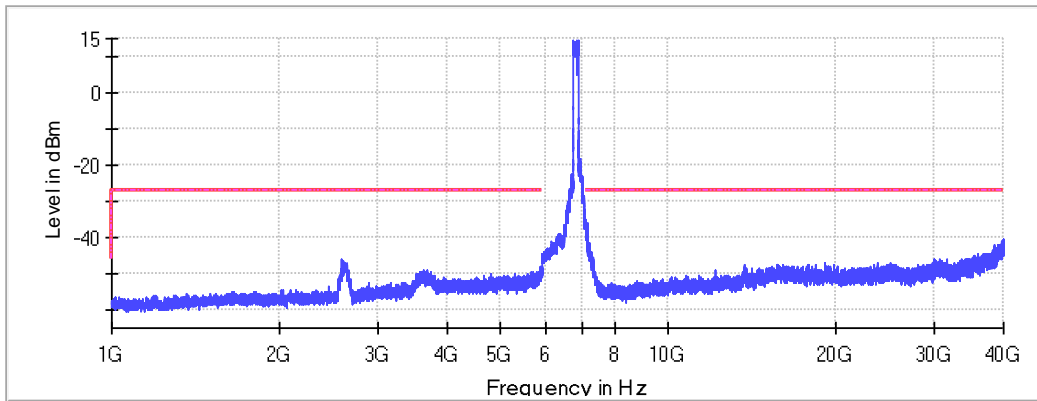
Pre Measurements

Frequency (MHz)	Level (dBm)	Margin (dB)	Limit (dBm)
7137.250000	-35.9	8.9	-27.0
7130.750000	-37.3	10.3	-27.0
7126.250000	-37.6	10.6	-27.0
7127.750000	-38.3	11.3	-27.0
7129.750000	-38.4	11.4	-27.0
7130.250000	-38.4	11.4	-27.0
7153.250000	-38.4	11.4	-27.0
7125.750000	-38.6	11.6	-27.0
7135.250000	-38.6	11.6	-27.0
7131.750000	-38.6	11.6	-27.0
7137.750000	-38.7	11.7	-27.0
7149.250000	-38.7	11.7	-27.0
7132.250000	-38.8	11.8	-27.0
7125.250000	-38.8	11.8	-27.0
7131.250000	-38.9	11.9	-27.0

Measurement Settings

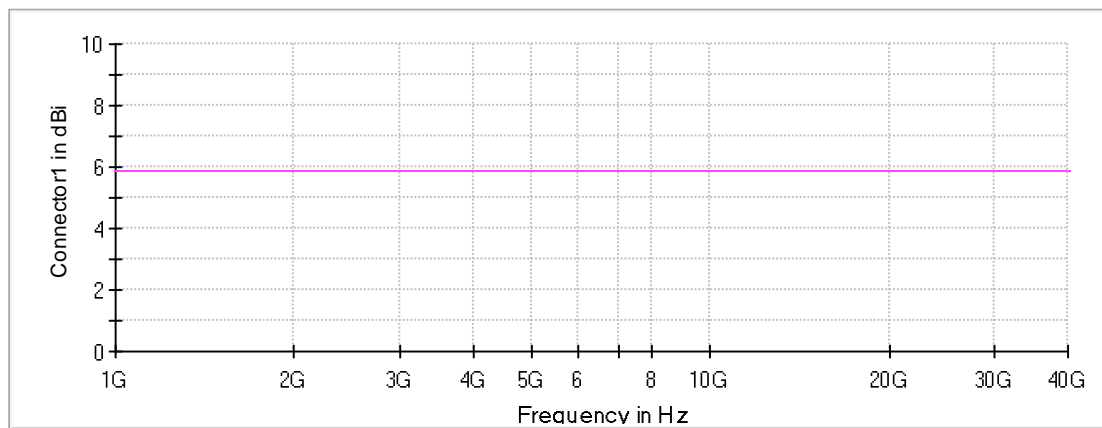
Start Frequency (MHz)	Stop Frequency (MHz)	Pre Measurement	Final Measurement
1000.000000	5925.000000	2	2
5925.000000	7125.000000	2	2
7125.000000	18000.000000	2	2
18000.000000	26000.000000	2	2
26000.000000	40000.000000	2	2

Spurious



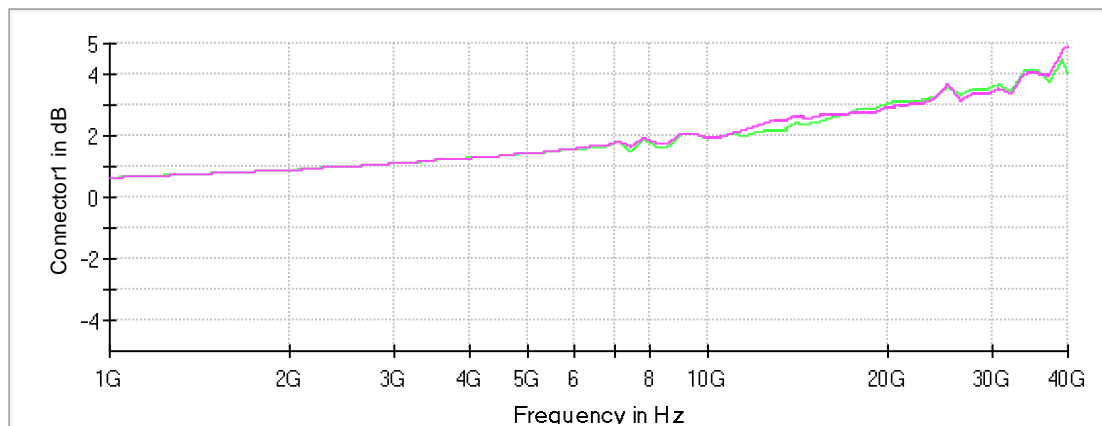
— Limit - - - - Threshold × Critical × Final Critical — SumLevel

Gain



— Connector1 — Connector2

Attenuation



— Connector1 — Connector2

Emissions in restricted frequency bands (Average) (6825 MHz; 24.000 dBm; 160 MHz)

Customized settings.

Result

DUT Frequency (MHz)	Result
6825.000000	PASS

Final measurements

Frequency (MHz)	Level Pre Measurement (dBm)	level (dBm)	Limit (dBm)	Margin (dB)	Result
---	---	---	---	---	---

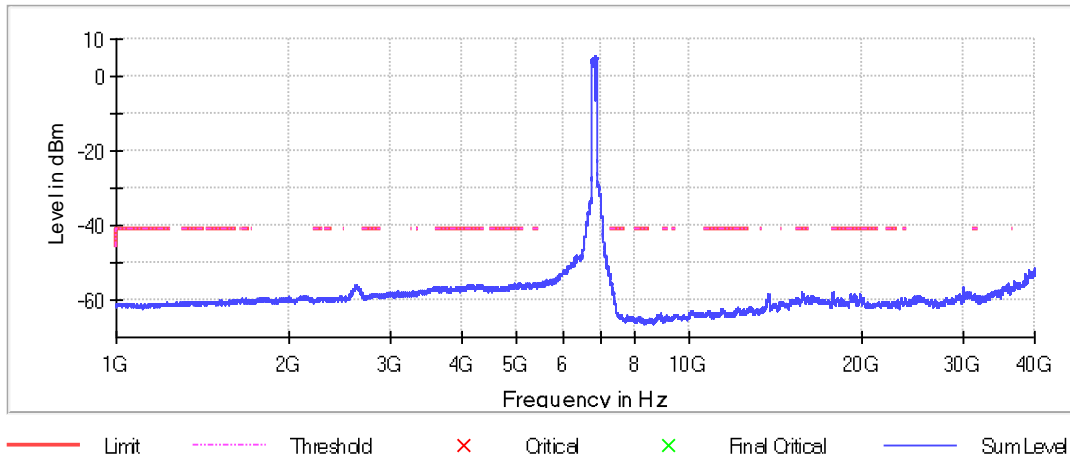
Pre Measurements

Frequency (MHz)	Level (dBm)	Margin (dB)	Limit (dBm)
7256.750000	-53.0	11.8	-41.2
7256.250000	-53.1	11.9	-41.2
7252.250000	-53.1	11.9	-41.2
7254.250000	-53.2	12.0	-41.2
7255.750000	-53.2	12.0	-41.2
7260.750000	-53.3	12.1	-41.2
7255.250000	-53.3	12.1	-41.2
7251.750000	-53.3	12.1	-41.2
7250.750000	-53.3	12.1	-41.2
7251.250000	-53.3	12.1	-41.2
7257.250000	-53.4	12.2	-41.2
7253.750000	-53.4	12.2	-41.2
7250.250000	-53.4	12.2	-41.2
7252.750000	-53.4	12.2	-41.2
7258.250000	-53.5	12.3	-41.2

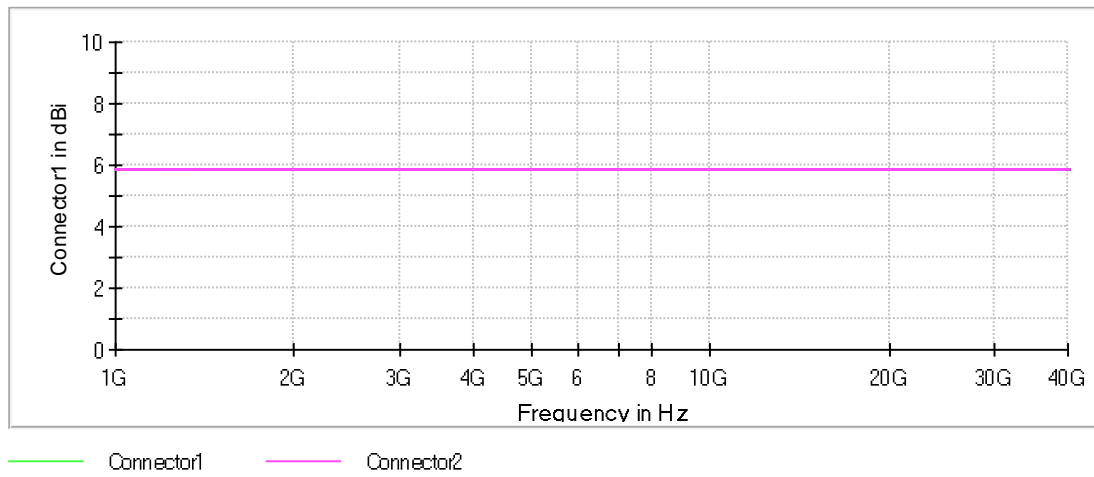
Measurement Settings

Start Frequency (MHz)	Stop Frequency (MHz)	Pre Measurement	Final Measurement
1000.000000	5925.000000	1	1
5925.000000	7125.000000	1	1
7125.000000	18000.000000	1	1
18000.000000	40000.000000	1	1

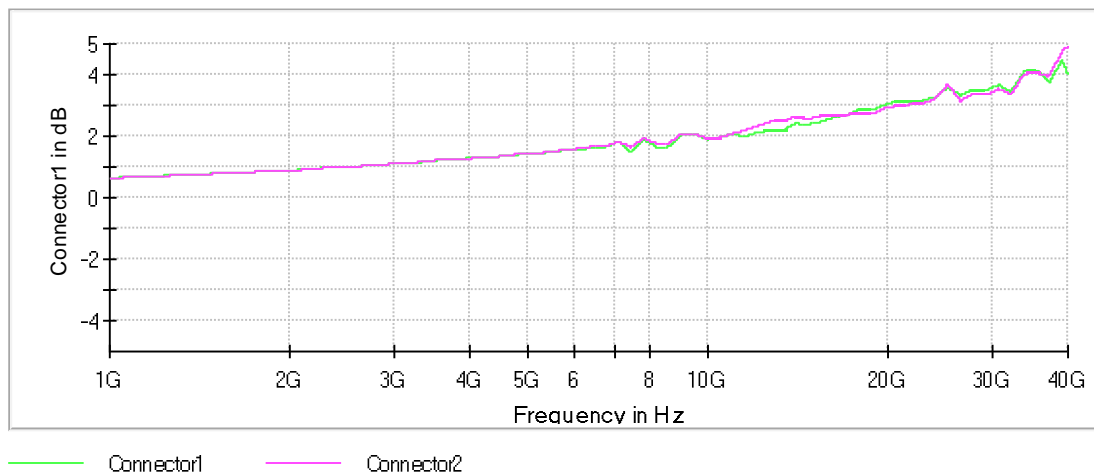
Restricted Band



Gain



Attenuation



Emissions in restricted frequency bands (Peak) (6825 MHz; 24.000 dBm; 160 MHz)

Customized settings.

Result

DUT Frequency (MHz)	Result
6825.000000	PASS

Final measurements

Frequency (MHz)	Level Pre Measurement (dBm)	level (dBm)	Limit (dBm)	Margin (dB)	Result
---	---	---	---	---	---

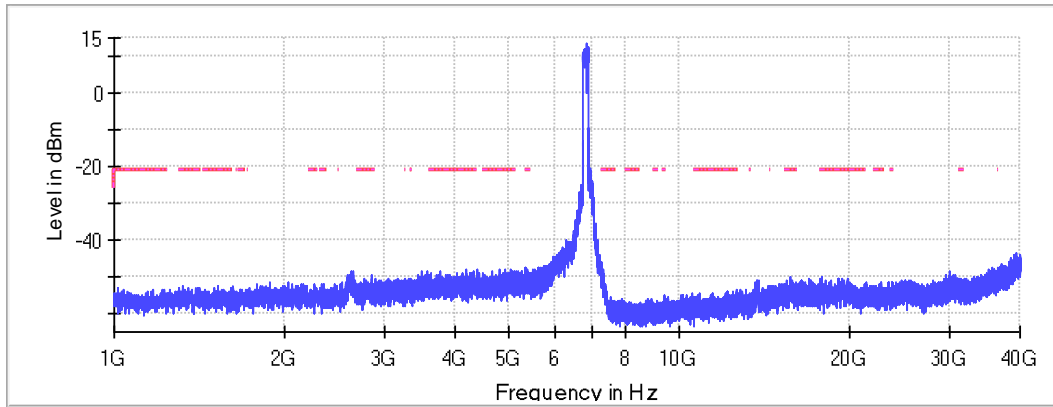
Pre Measurements

Frequency (MHz)	Level (dBm)	Margin (dB)	Limit (dBm)
7262.750000	-46.0	24.8	-21.2
7253.250000	-46.6	25.4	-21.2
7258.750000	-46.7	25.5	-21.2
7251.250000	-46.7	25.5	-21.2
7255.250000	-46.8	25.6	-21.2
7263.250000	-47.0	25.8	-21.2
7252.750000	-47.1	25.9	-21.2
7254.750000	-47.1	25.9	-21.2
7255.750000	-47.3	26.1	-21.2
7252.250000	-47.3	26.1	-21.2
7265.750000	-47.4	26.2	-21.2
7266.250000	-47.5	26.3	-21.2
5356.250000	-47.7	26.5	-21.2
4929.250000	-47.8	26.6	-21.2
4206.750000	-47.8	26.6	-21.2

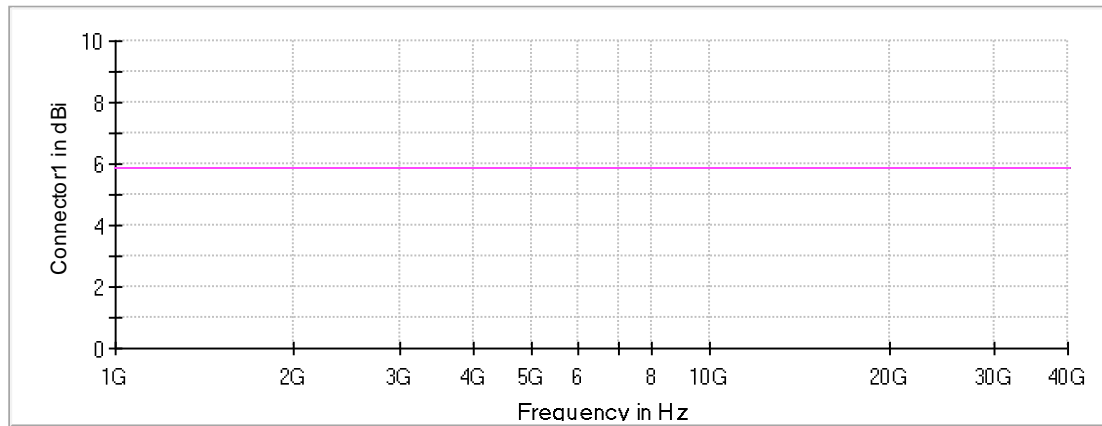
Measurement Settings

Start Frequency (MHz)	Stop Frequency (MHz)	Pre Measurement	Final Measurement
1000.000000	5925.000000	1	1
5925.000000	7125.000000	1	1
7125.000000	18000.000000	1	1
18000.000000	40000.000000	1	2

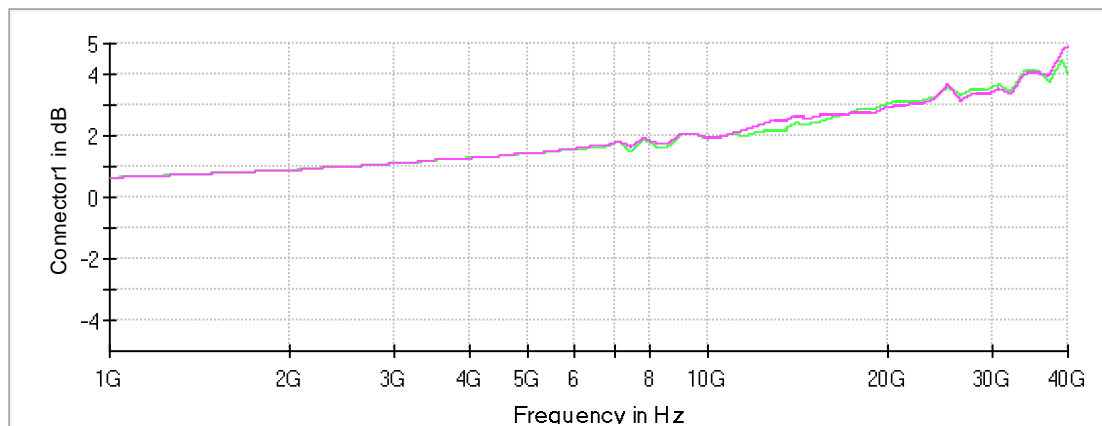
Restricted Band



Gain



Attenuation



Emission Bandwidth 26 dB (6585 MHz; 24.000 dBm; 320 MHz)

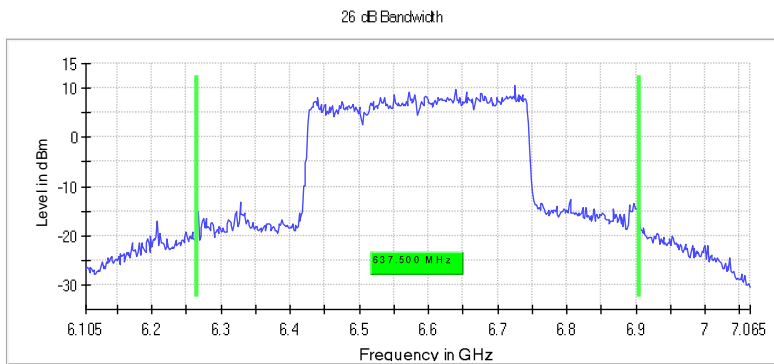
Customized settings.

26 dB Bandwidth

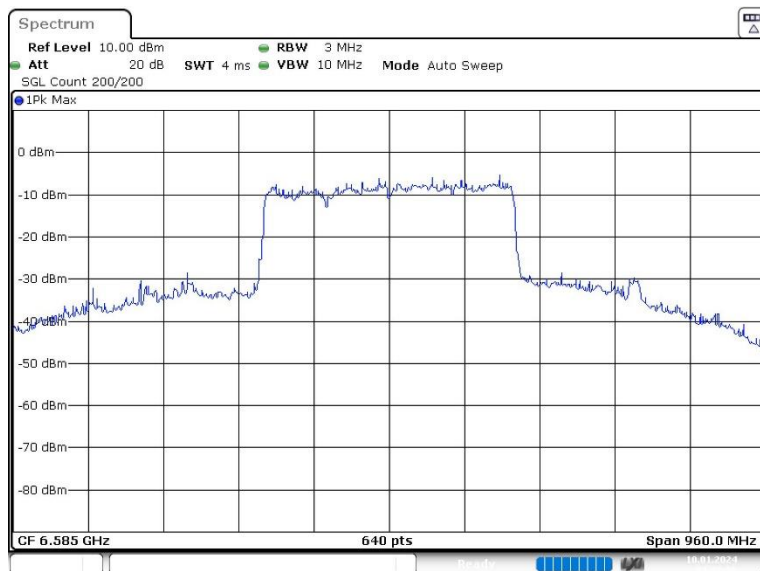
DUT Frequency (MHz)	Bandwidth (MHz)	Bandwidth U-NII 6 (MHz)	Bandwidth U-NII 7 (MHz)	Limit Min (MHz)	Limit Max (MHz)
6585.000000	637.500000	258.750000	378.750000	---	960.000000

(continuation of the "26 dB Bandwidth" table from column 6 ...)

DUT Frequency (MHz)	Band Edge Left (MHz)	Limit Min BE L (MHz)	Band Edge Right (MHz)	Limit Max BE R (MHz)	Max Level (dBm)	Result
6585.000000	6266.250000	---	6903.750000	---	10.5	PASS



Bandwidth



Date: 10. JAN. 2024 04:38:30

In-Band Emissions (6585 MHz; 24.000 dBm; 320 MHz)

Customized settings.

Result

DUT Frequency (MHz)	Result
6585.000000	PASS

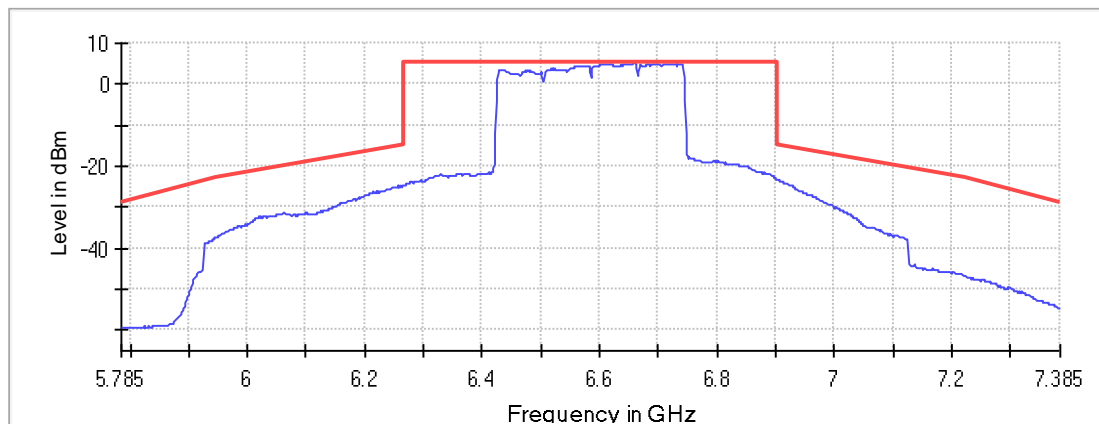
Inband Peak

Frequency (MHz)	Level (dBm)
6658.477038	5.1

Measurements

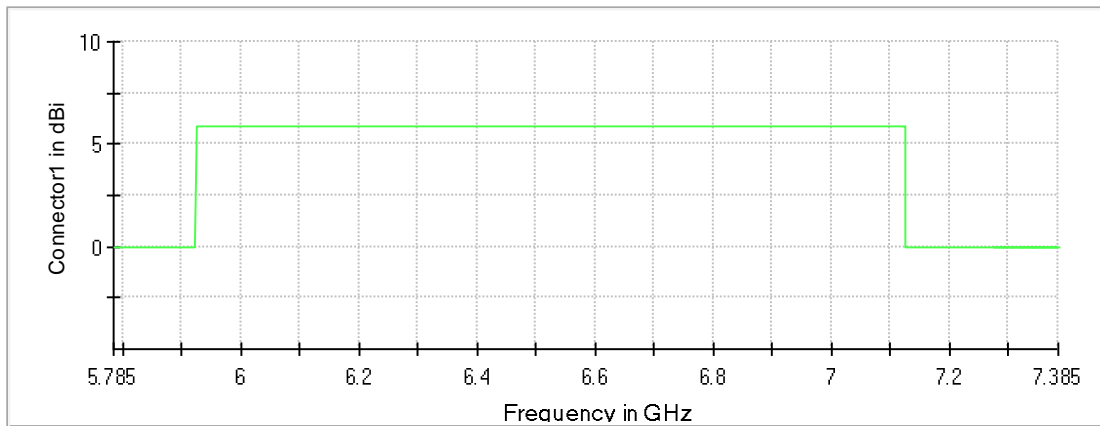
Frequency (MHz)	Level (dBm)	Margin (dB)	Limit (dBm)	Result
6659.976570	5.1	0.0	5.1	PASS
6718.458294	5.1	0.1	5.1	PASS
6655.477976	5.0	0.1	5.1	PASS
6716.958763	5.0	0.1	5.1	PASS
6620.988754	5.0	0.1	5.1	PASS
6616.490159	5.0	0.1	5.1	PASS
6722.956888	5.0	0.1	5.1	PASS
6721.457357	5.0	0.1	5.1	PASS
6724.456420	5.0	0.1	5.1	PASS
6698.964386	5.0	0.1	5.1	PASS
6653.978444	5.0	0.1	5.1	PASS
6656.977507	5.0	0.1	5.1	PASS
6661.476101	5.0	0.2	5.1	PASS
6710.960637	5.0	0.2	5.1	PASS
6725.955951	5.0	0.2	5.1	PASS

In Band



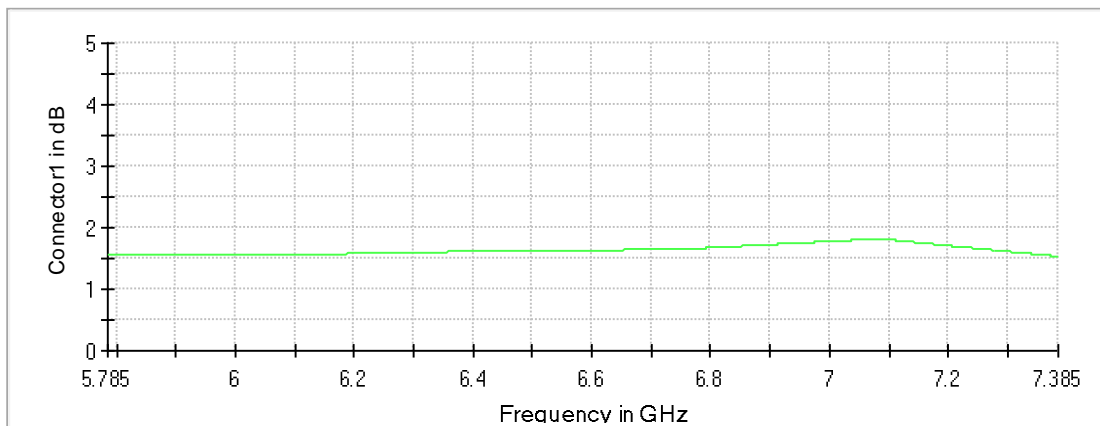
— Level — Limit × Fail

Gain



Connector1

Attenuation



Connector1

Occupied Channel Bandwidth 99% (6585 MHz; 24.000 dBm; 320 MHz)

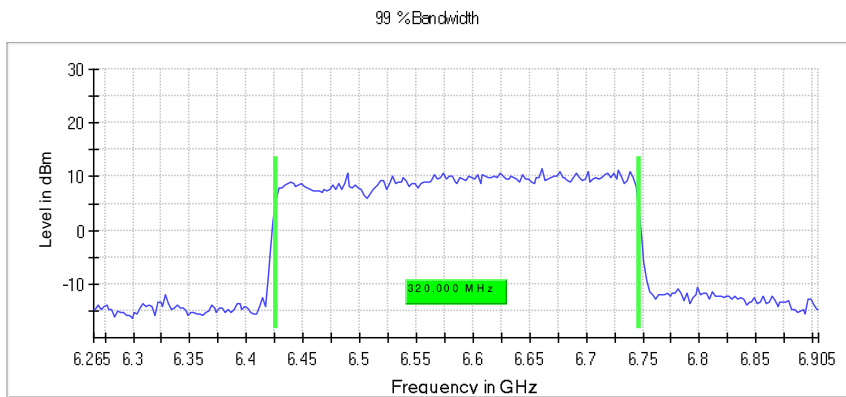
Customized settings.

99 % Bandwidth

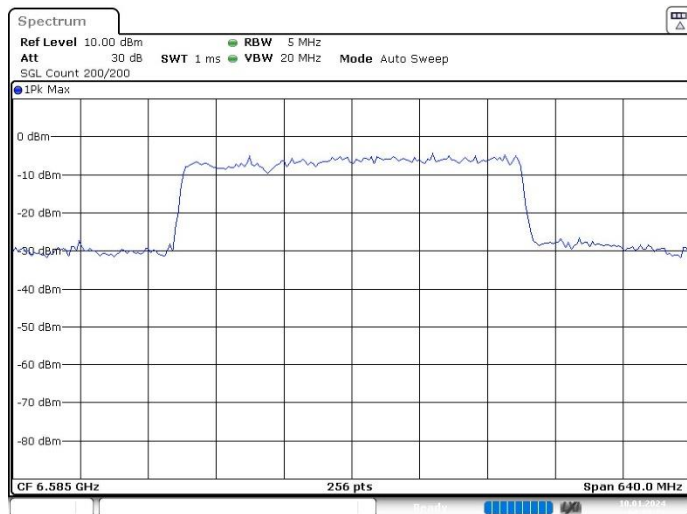
DUT Frequency (MHz)	Bandwidth (MHz)	Bandwidth U-NII 6 (MHz)	Bandwidth U-NII 7 (MHz)	Limit Min (MHz)	Limit Max (MHz)
6585.000000	320.000000	98.750000	221.250000	---	320.000000

(continuation of the "99 % Bandwidth" table from column 6 ...)

DUT Frequency (MHz)	Band Edge Left (MHz)	Limit Min BE L (MHz)	Band Edge Right (MHz)	Limit Max BE R (MHz)	Result
6585.000000	6426.250000	5925.000000	6746.250000	7125.000000	PASS



Bandwidth



Date: 10. JAN. 2024 04:39:24

-- End of Report --