



427 West 12800 South
Draper, UT 84020

Test Report Attachment

FCC ID	SWX-U7PROM
ISED ID	6545A-U7PROM
Equipment Under Test	U7-Pro-Max
Test Report Serial Number	TR8850_01
Date of Test	24 January 2024
Report Issue Date	16 February 2024

Test Personnel

Testing performed by	Evan Hartzell
-----------------------------	---------------

Test Location

Testing was performed at the Unified Compliance Laboratory located at 427 West 12800 South, Draper, UT 84020. Unified Compliance Laboratory is accredited by National Voluntary Laboratory Accreditation Program (NVLAP); NVLAP Code 600241-0 which is effective until 30 June 2024. This site has also been registered with Innovations, Science and Economic Development (ISED) department as was accepted under Appendix B, Phase 1 procedures of the APEC Tel MRA for Canadian recognition. ISED No.: 25346, effective until 30 June 2024. Unified Compliance Laboratory has been assigned Conformity Assessment Number US0223 by ISED and MRA US5037.



1 Table of Contents

Test Personnel.....	1
Test Location	1
2 UNII-8 Band	3
2.1 RF Conducted	3
2.2 Band Edge.....	40
2.3 PSD.....	52

2 UNII-8 Band

2.1 RF Conducted

Summary

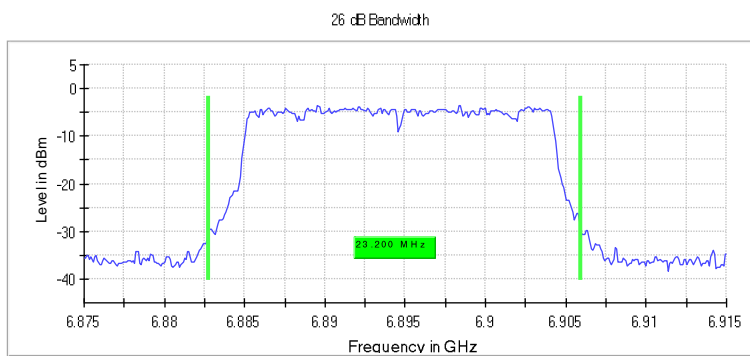
Test	Frequency (MHz)	Nominal Power (dBm)	Nominal Bandwidth (MHz)	Result
Emission Bandwidth 26 dB	6895.000	24.0	20.000000	PASS
RF output power	6895.000	24.0	20.000000	PASS
In-Band Emissions	6895.000	24.0	20.000000	PASS
Occupied Channel Bandwidth 99%	6895.000	24.0	20.000000	PASS
Frequency Stability	6895.000	24.0	20.000000	PASS
Emission Bandwidth 26 dB	7015.000	24.0	20.000000	PASS
In-Band Emissions	7015.000	24.0	20.000000	PASS
Occupied Channel Bandwidth 99%	7015.000	24.0	20.000000	PASS
Emission Bandwidth 26 dB	7115.000	24.0	20.000000	PASS
In-Band Emissions	7115.000	24.0	20.000000	PASS
Occupied Channel Bandwidth 99%	7115.000	24.0	20.000000	PASS
Emission Bandwidth 26 dB	6925.000	24.0	40.000000	PASS
In-Band Emissions	6925.000	24.0	40.000000	PASS
Occupied Channel Bandwidth 99%	6925.000	24.0	40.000000	PASS
Emission Bandwidth 26 dB	7005.000	24.0	40.000000	PASS
In-Band Emissions	7005.000	24.0	40.000000	PASS
Occupied Channel Bandwidth 99%	7005.000	24.0	40.000000	PASS
Emission Bandwidth 26 dB	7085.000	24.0	40.000000	PASS
In-Band Emissions	7085.000	24.0	40.000000	PASS
Occupied Channel Bandwidth 99%	7085.000	24.0	40.000000	PASS
Emission Bandwidth 26 dB	6945.000	24.0	80.000000	PASS
In-Band Emissions	6945.000	24.0	80.000000	PASS
Occupied Channel Bandwidth 99%	6945.000	24.0	80.000000	PASS
Emission Bandwidth 26 dB	7025.000	24.0	80.000000	PASS
In-Band Emissions	7025.000	24.0	80.000000	PASS
Occupied Channel Bandwidth 99%	7025.000	24.0	80.000000	PASS
Emission Bandwidth 26 dB	6985.000	24.0	160.000000	PASS
In-Band Emissions	6985.000	24.0	160.000000	PASS
Occupied Channel Bandwidth 99%	6985.000	24.0	160.000000	PASS
Tx Spurious Emission	6985.000	24.0	160.000000	PASS
Emissions in restricted frequency bands (Average)	6985.000	24.0	160.000000	PASS
Emissions in restricted frequency bands (Peak)	6985.000	24.0	160.000000	PASS
Emission Bandwidth 26 dB	6905.000	24.0	320.000000	PASS
In-Band Emissions	6905.000	24.0	320.000000	PASS
Occupied Channel Bandwidth 99%	6905.000	24.0	320.000000	PASS

Emission Bandwidth 26 dB (6895 MHz; 24.000 dBm; 20 MHz)

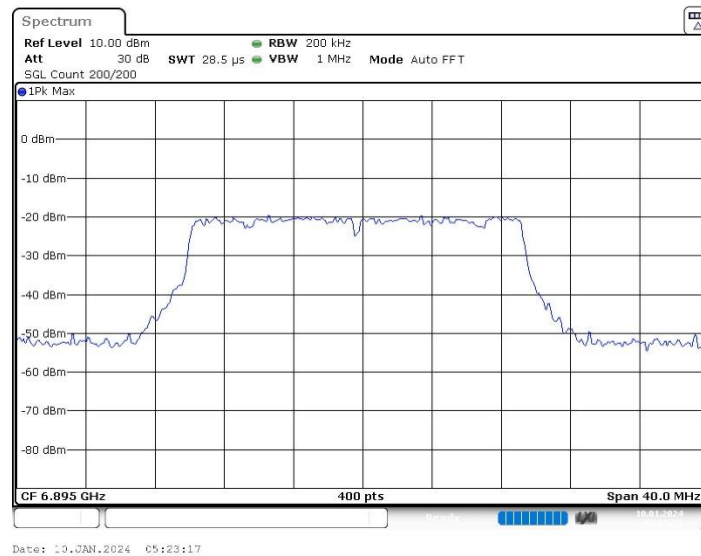
26 dB Bandwidth

DUT Frequency (MHz)	Bandwidth (MHz)	Limit Min (MHz)	Limit Max (MHz)	Band Edge Left (MHz)	Limit Min BE L
6895.000000	23.200000	---	320.000000	6882.750000	---

DUT Frequency (MHz)	Band Edge Right (MHz)	Limit Max BE R (MHz)	Max Level (dBm)	Result
6895.000000	6905.950000	---	-3.5	PASS



Bandwidth



Measurement

Setting	Instrument Value	Target Value
Start Frequency	6.87500 GHz	6.87500 GHz
Stop Frequency	6.91500 GHz	6.91500 GHz
Span	40.000 MHz	40.000 MHz
RBW	200.000 kHz	~ 200.000 kHz
VBW	1.000 MHz	>= 600.000 kHz

SweepPoints	400	~ 400
Sweeptime	28.477 μ s	AUTO
Reference Level	10.000 dBm	10.000 dBm
Attenuation	30.000 dB	AUTO
Detector	MaxPeak	MaxPeak
SweepCount	200	200
Filter	3 dB	3 dB
Trace Mode	Max Hold	Max Hold
SweepType	FFT	AUTO
Preamp	off	off

RF output power (6895 MHz; 24.000 dBm; 20 MHz)

Result

DUT Frequency (MHz)	Gated EIRP (dBm)	Limit Max (dBm)	Gated RMS (dBm)	DutyCycle (%)	Result
6895.000000	15.2	24.0	15.2	99.713	PASS

OSP PowerMeter settings

Setting	Instrument Value	Target Value
Measurement Time	1.000 s	1.000 s
Points	1000000	1000000
Time resolution	1.000 μ s	1.000 μ s

In-Band Emissions (6895 MHz; 24.000 dBm; 20 MHz)

Result

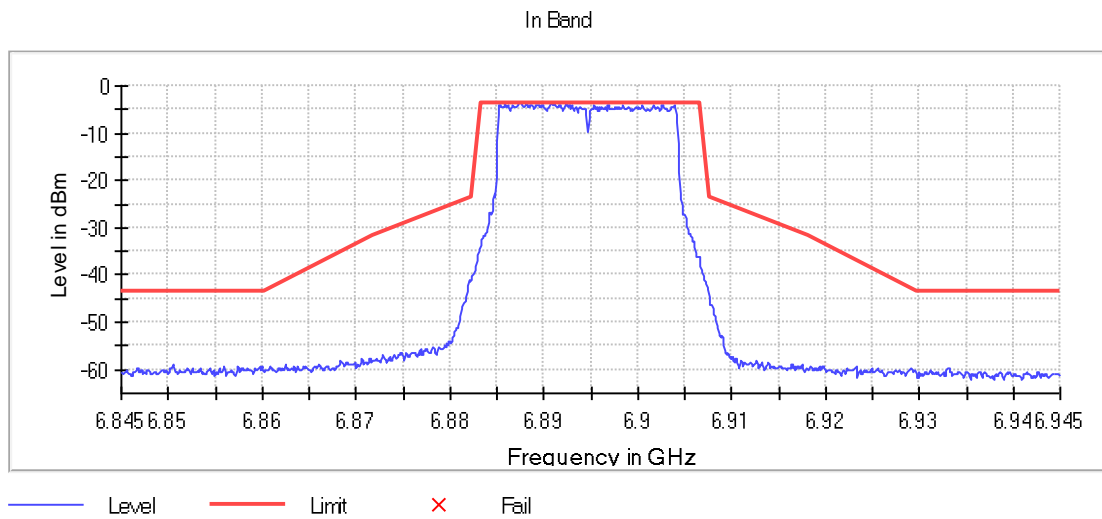
DUT Frequency (MHz)	Result
6895.000000	PASS

Inband Peak

Frequency (MHz)	Level (dBm)
6887.550000	-3.5

Measurements

Frequency (MHz)	Level (dBm)	Margin (dB)	Limit (dBm)	Result
6888.150000	-3.6	0.0	-3.5	PASS
6887.450000	-3.7	0.1	-3.5	PASS
6885.850000	-3.7	0.2	-3.5	PASS
6890.850000	-3.7	0.2	-3.5	PASS
6892.350000	-3.8	0.2	-3.5	PASS
6887.350000	-3.8	0.2	-3.5	PASS
6887.650000	-3.8	0.2	-3.5	PASS
6890.750000	-3.8	0.3	-3.5	PASS
6891.150000	-3.9	0.3	-3.5	PASS
6888.550000	-3.9	0.3	-3.5	PASS
6886.750000	-3.9	0.3	-3.5	PASS
6887.250000	-3.9	0.4	-3.5	PASS
6896.950000	-3.9	0.4	-3.5	PASS
6891.750000	-3.9	0.4	-3.5	PASS
6888.050000	-3.9	0.4	-3.5	PASS



Measurement 1

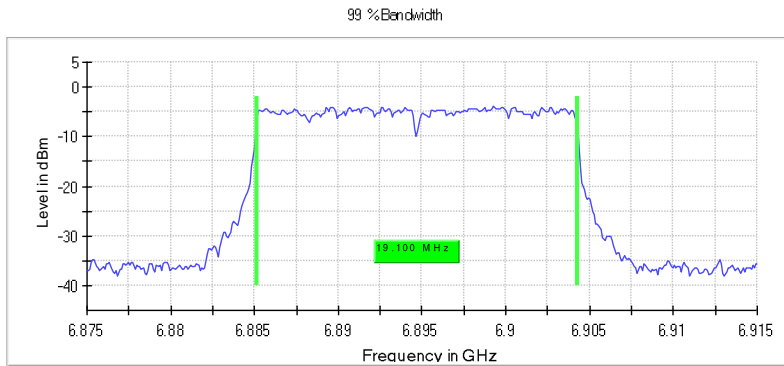
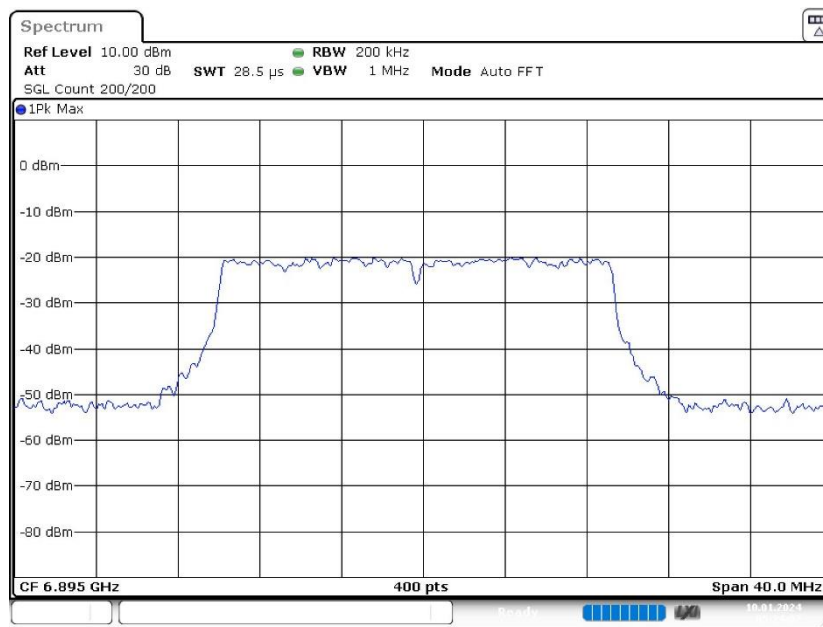
Setting	Instrument Value	Target Value
Start Frequency	6.84500 GHz	6.84500 GHz
Stop Frequency	6.94500 GHz	6.94500 GHz
Span	100.000 MHz	100.000 MHz
RBW	200.000 kHz	~ 200.000 kHz
VBW	500.000 kHz	~ 600.000 kHz
SweepPoints	1000	~ 1000
SweepTime	1.050 ms	AUTO
Reference Level	0.000 dBm	0.000 dBm
Attenuation	20.000 dB	20.000 dB
Detector	RMS	RMS
SweepCount	100	100
Filter	3 dB	3 dB
Trace Mode	Average Power	Average Power
SweepType	Sweep	Sweep
Preamp	off	off

Occupied Channel Bandwidth 99% (6895 MHz; 24.000 dBm; 20 MHz)

99 % Bandwidth

DUT Frequency (MHz)	Bandwidth (MHz)	Limit Min (MHz)	Limit Max (MHz)	Band Edge Left (MHz)	Limit Min BE L (MHz)
6895.000000	19.100000	---	320.000000	6885.150000	5925.000000

DUT Frequency (MHz)	Band Edge Right (MHz)	Limit Max BE R (MHz)	Result
6895.000000	6904.250000	7125.000000	PASS


Bandwidth

Measurement

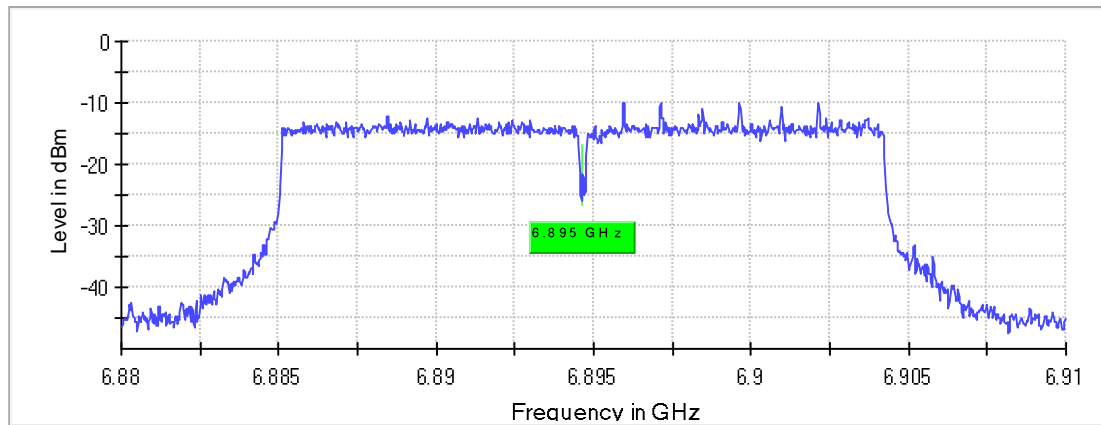
Setting	Instrument Value	Target Value
Start Frequency	6.87500 GHz	6.87500 GHz
Stop Frequency	6.91500 GHz	6.91500 GHz
Span	40.000 MHz	40.000 MHz
RBW	200.000 kHz	\geq 200.000 kHz
VBW	1.000 MHz	\geq 600.000 kHz
SweepPoints	400	\sim 400
Sweptime	28.477 μ s	AUTO
Reference Level	10.000 dBm	10.000 dBm
Attenuation	30.000 dB	AUTO
Detector	MaxPeak	MaxPeak
SweepCount	200	200
Filter	3 dB	3 dB
Trace Mode	Max Hold	Max Hold
Sweeptype	FFT	AUTO
Preamp	off	off

Frequency Stability (6895 MHz; 24.000 dBm; 20 MHz)

Result

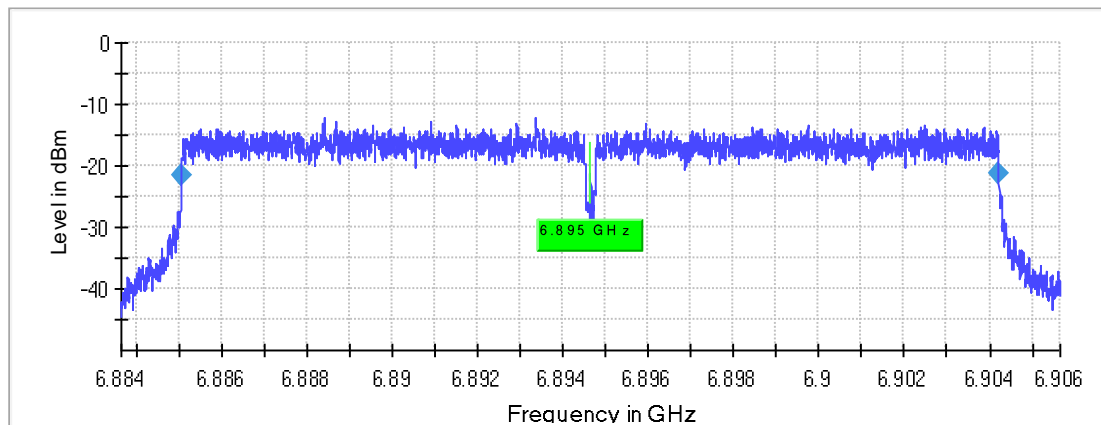
DUT Frequency (MHz)	Frequency (MHz)	Difference (ppm)	Frequency Difference (kHz)	Limit Min (MHz)	Limit Max (MHz)	Result
6895.000000	6894.648746	50.943	-351.254500	---	---	PASS

Frequency stability Pre



— Center frequency — Max Hold

Frequency stability



◆ Edge points — Max Hold — Center frequency

Measurement

Setting	Instrument Value	Target Value
Start Frequency	6.88366 GHz	6.88366 GHz
Stop Frequency	6.90566 GHz	6.90566 GHz
Span	22.000 MHz	22.000 MHz
RBW	20.000 kHz	<= 22.000 kHz

VBW	100.000 kHz	>= 60.000 kHz
SweepPoints	10001	~ 10001
SweepTime	473.902 μ s	AUTO
Reference Level	10.000 dBm	10.000 dBm
Attenuation	30.000 dB	AUTO
Detector	MaxPeak	MaxPeak
SweepCount	50	50
Filter	3 dB	3 dB
Trace Mode	Max Hold	Max Hold
Sweeptype	FFT	AUTO
Preamp	off	off

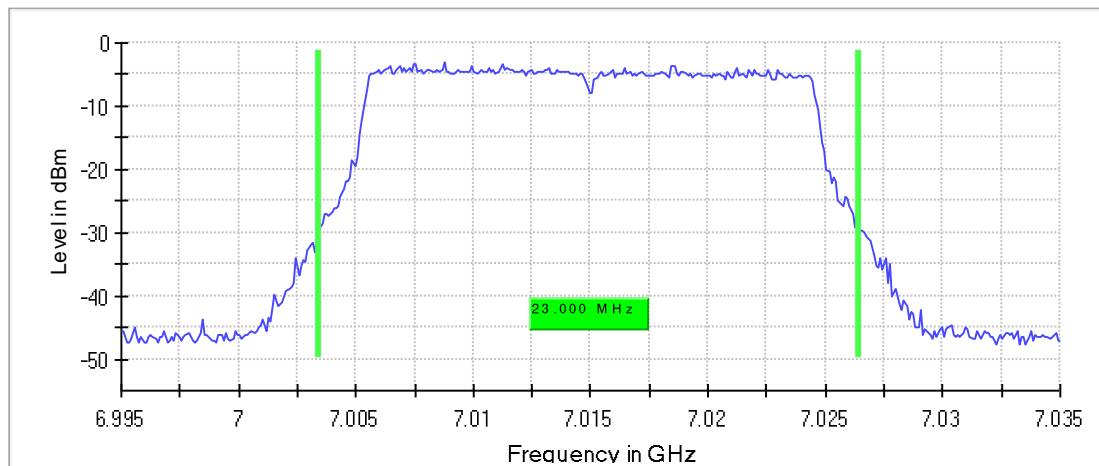
Emission Bandwidth 26 dB (7015 MHz; 24.000 dBm; 20 MHz)

26 dB Bandwidth

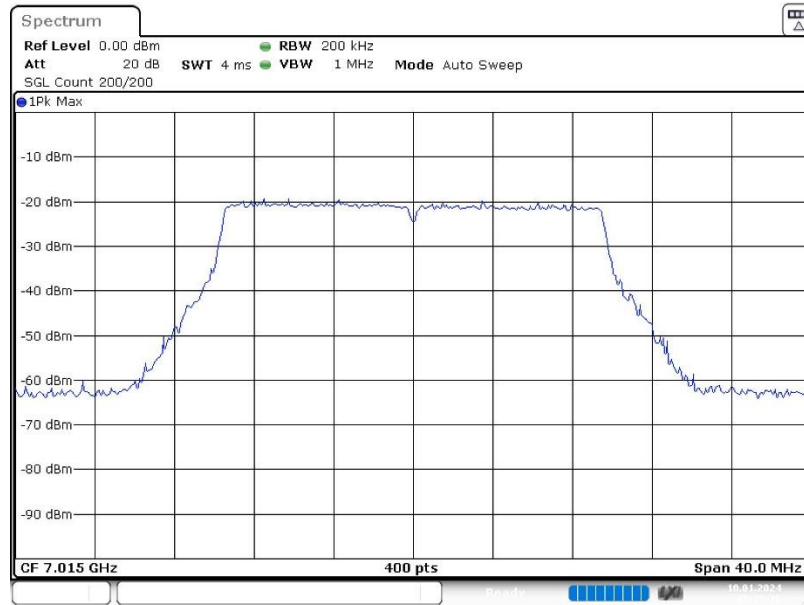
DUT Frequency (MHz)	Bandwidth (MHz)	Limit Min (MHz)	Limit Max (MHz)	Band Edge Left (MHz)	Limit Min BE L
7015.000000	23.000000	---	320.000000	7003.450000	---

DUT Frequency (MHz)	Band Edge Right (MHz)	Limit Max BE R (MHz)	Max Level (dBm)	Result
7015.000000	7026.450000	---	-3.1	PASS

26 dB Bandwidth



Bandwidth



Date: 10.JAN.2024 09:25:17

In-Band Emissions (7015 MHz; 24.000 dBm; 20 MHz)

Result

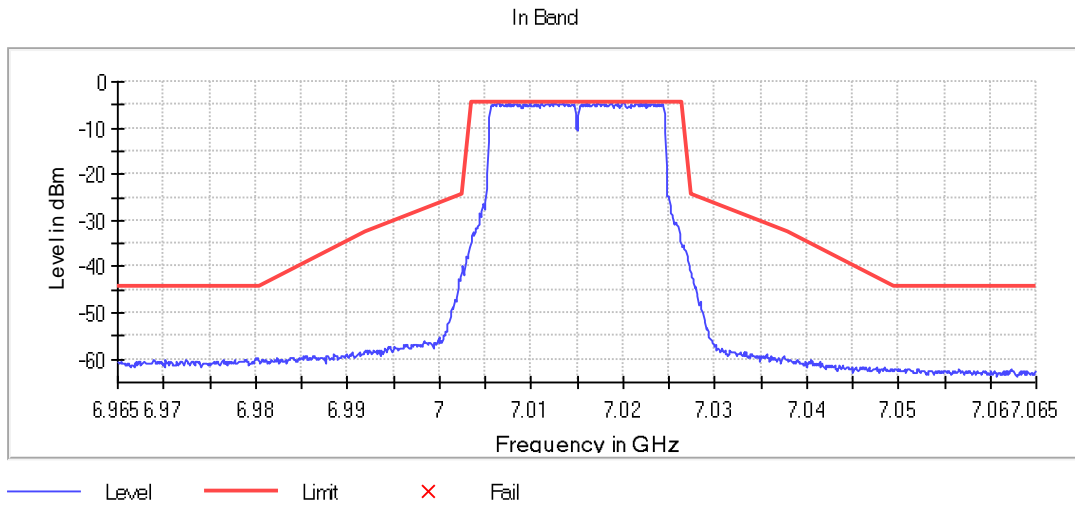
DUT Frequency (MHz)	Result
7015.000000	PASS

Inband Peak

Frequency (MHz)	Level (dBm)
7019.950000	-4.3

Measurements

Frequency (MHz)	Level (dBm)	Margin (dB)	Limit (dBm)	Result
7019.950000	-4.3	0.0	-4.3	PASS
7006.450000	-4.4	0.1	-4.3	PASS
7012.550000	-4.4	0.1	-4.3	PASS
7007.650000	-4.4	0.1	-4.3	PASS
7021.950000	-4.5	0.2	-4.3	PASS
7013.550000	-4.5	0.2	-4.3	PASS
7020.050000	-4.6	0.3	-4.3	PASS
7017.250000	-4.6	0.3	-4.3	PASS
7011.150000	-4.6	0.3	-4.3	PASS
7009.850000	-4.6	0.3	-4.3	PASS
7016.050000	-4.6	0.3	-4.3	PASS
7019.450000	-4.6	0.3	-4.3	PASS
7020.150000	-4.6	0.3	-4.3	PASS
7018.750000	-4.6	0.3	-4.3	PASS
7006.350000	-4.7	0.4	-4.3	PASS

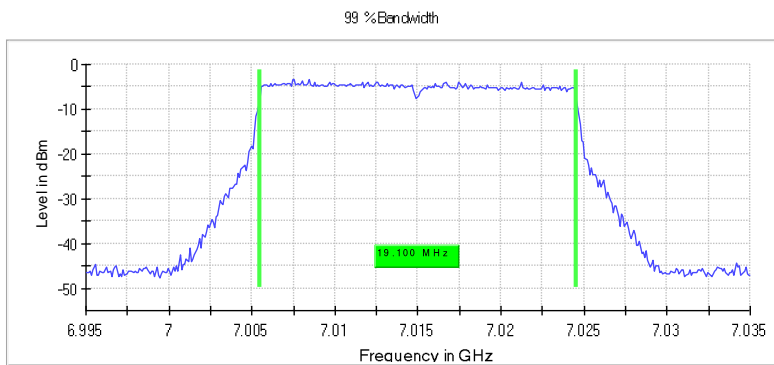


Occupied Channel Bandwidth 99% (7015 MHz; 24.000 dBm; 20 MHz)

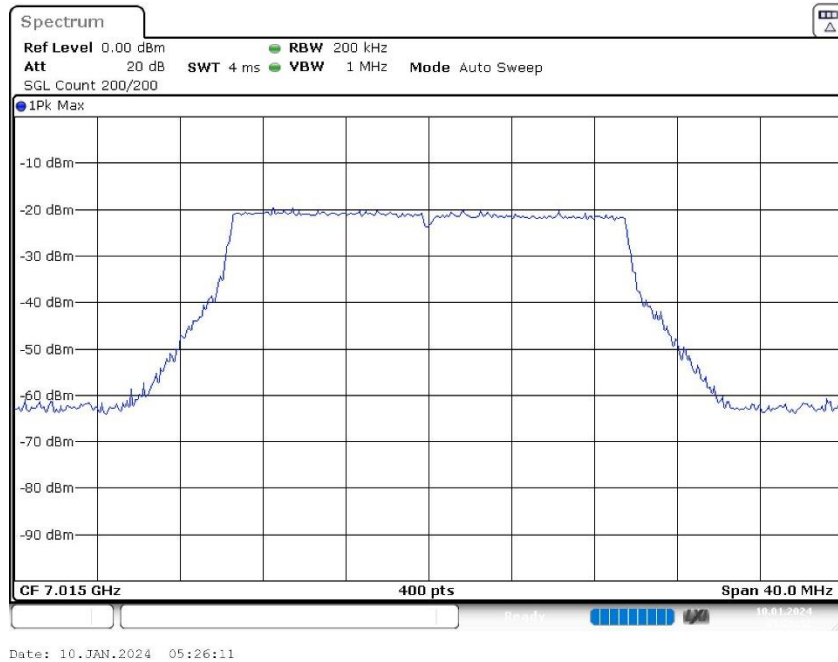
99 % Bandwidth

DUT Frequency (MHz)	Bandwidth (MHz)	Limit Min (MHz)	Limit Max (MHz)	Band Edge Left (MHz)	Limit Min BE L (MHz)
7015.000000	19.100000	---	320.000000	7005.450000	5925.000000

DUT Frequency (MHz)	Band Edge Right (MHz)	Limit Max BE R (MHz)	Result
7015.000000	7024.550000	7125.000000	PASS



Bandwidth



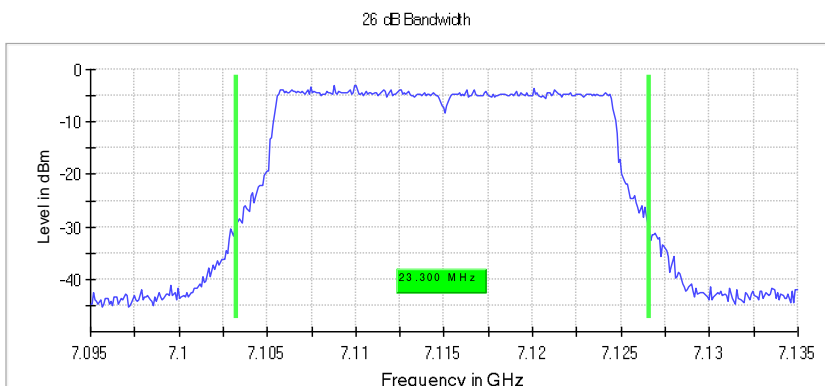
Emission Bandwidth 26 dB (7115 MHz; 24.000 dBm; 20 MHz)

26 dB Bandwidth

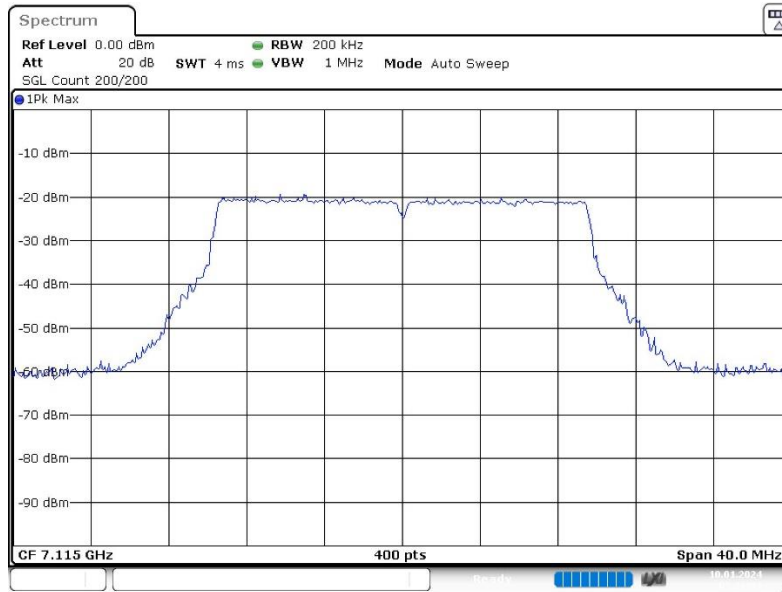
DUT Frequency (MHz)	Bandwidth (MHz)	Limit Min (MHz)	Limit Max (MHz)	Band Edge Left (MHz)	Limit Min BE L
7115.000000	23.300000	---	320.000000	7103.250000	---

(continuation of the "26 dB Bandwidth" table from column 6 ...)

DUT Frequency (MHz)	Band Edge Right (MHz)	Limit Max BE R (MHz)	Max Level (dBm)	Result
7115.000000	7126.550000	---	-3.0	PASS



Bandwidth



In-Band Emissions (7115 MHz; 24.000 dBm; 20 MHz)

Result

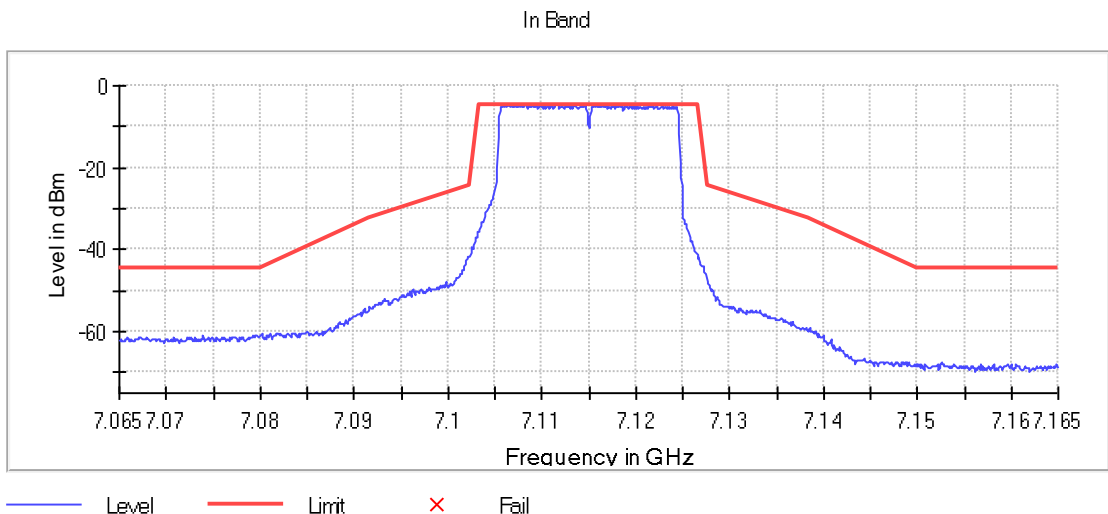
DUT Frequency (MHz)	Result
7115.000000	PASS

Inband Peak

Frequency (MHz)	Level (dBm)
7107.650000	-4.5

Measurements

Frequency (MHz)	Level (dBm)	Margin (dB)	Limit (dBm)	Result
7107.650000	-4.5	0.0	-4.5	PASS
7123.950000	-4.5	0.0	-4.5	PASS
7109.850000	-4.6	0.1	-4.5	PASS
7120.050000	-4.6	0.1	-4.5	PASS
7106.350000	-4.6	0.1	-4.5	PASS
7108.150000	-4.6	0.1	-4.5	PASS
7109.450000	-4.6	0.1	-4.5	PASS
7116.850000	-4.7	0.2	-4.5	PASS
7113.050000	-4.7	0.2	-4.5	PASS
7111.750000	-4.7	0.2	-4.5	PASS
7110.750000	-4.7	0.2	-4.5	PASS
7111.550000	-4.8	0.3	-4.5	PASS
7118.850000	-4.8	0.3	-4.5	PASS
7108.350000	-4.8	0.3	-4.5	PASS
7106.750000	-4.8	0.3	-4.5	PASS

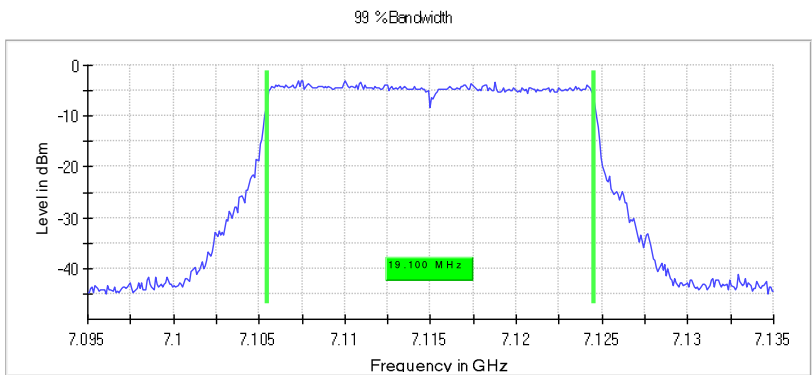


Occupied Channel Bandwidth 99% (7115 MHz; 24.000 dBm; 20 MHz)

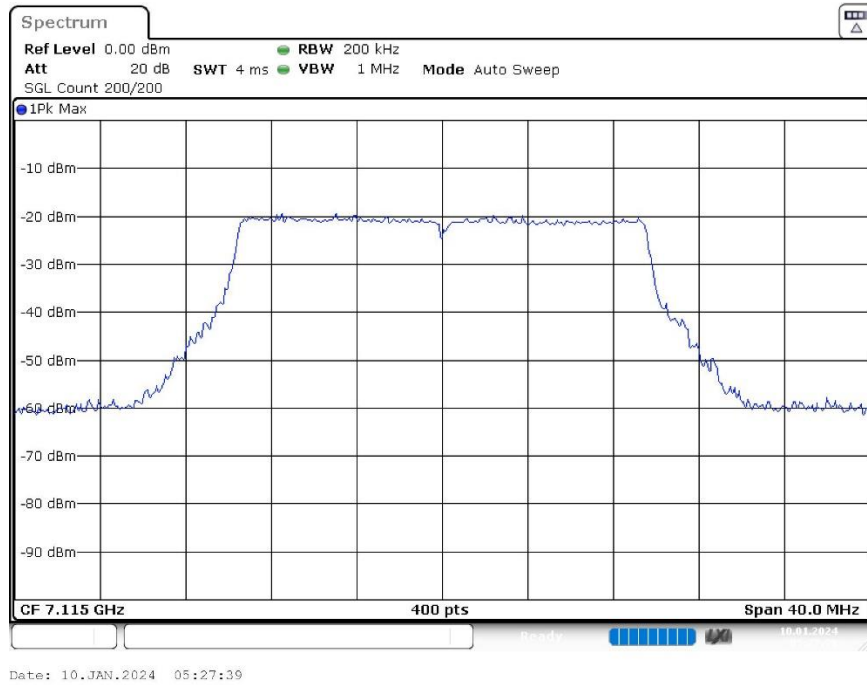
99 % Bandwidth

DUT Frequency (MHz)	Bandwidth (MHz)	Limit Min (MHz)	Limit Max (MHz)	Band Edge Left (MHz)	Limit Min BE L (MHz)
7115.000000	19.100000	---	320.000000	7105.450000	5925.000000

DUT Frequency (MHz)	Band Edge Right (MHz)	Limit Max BE R (MHz)	Result
7115.000000	7124.550000	7125.000000	PASS



Bandwidth

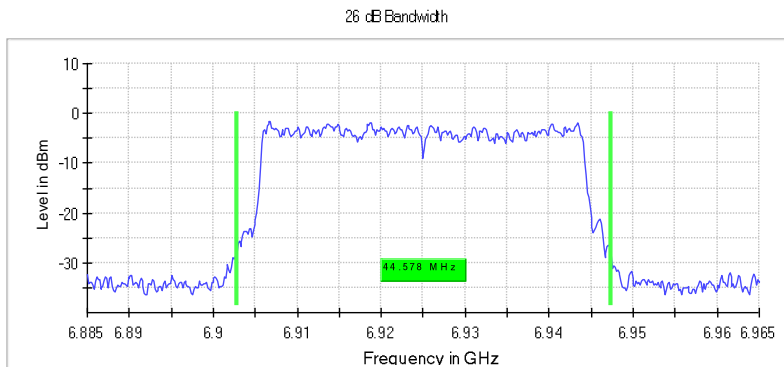


Emission Bandwidth 26 dB (6925 MHz; 24.000 dBm; 40 MHz)

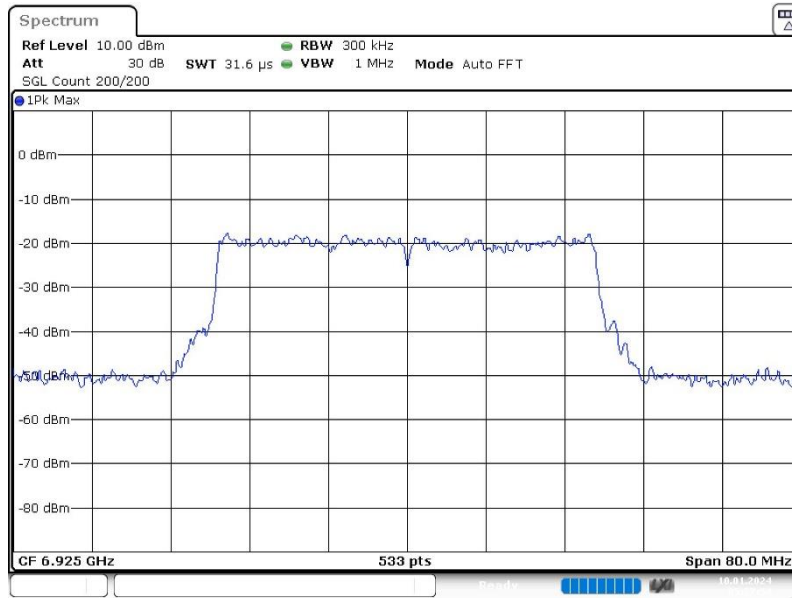
26 dB Bandwidth

DUT Frequency (MHz)	Bandwidth (MHz)	Limit Min (MHz)	Limit Max (MHz)	Band Edge Left (MHz)	Limit Min BE L
6925.000000	44.577861	---	320.000000	6902.786116	---

DUT Frequency (MHz)	Band Edge Right (MHz)	Limit Max BE R (MHz)	Max Level (dBm)	Result
6925.000000	6947.363977	---	-1.7	PASS



Bandwidth



Date: 10.JAN.2024 05:27:54

In-Band Emissions (6925 MHz; 24.000 dBm; 40 MHz)

Result

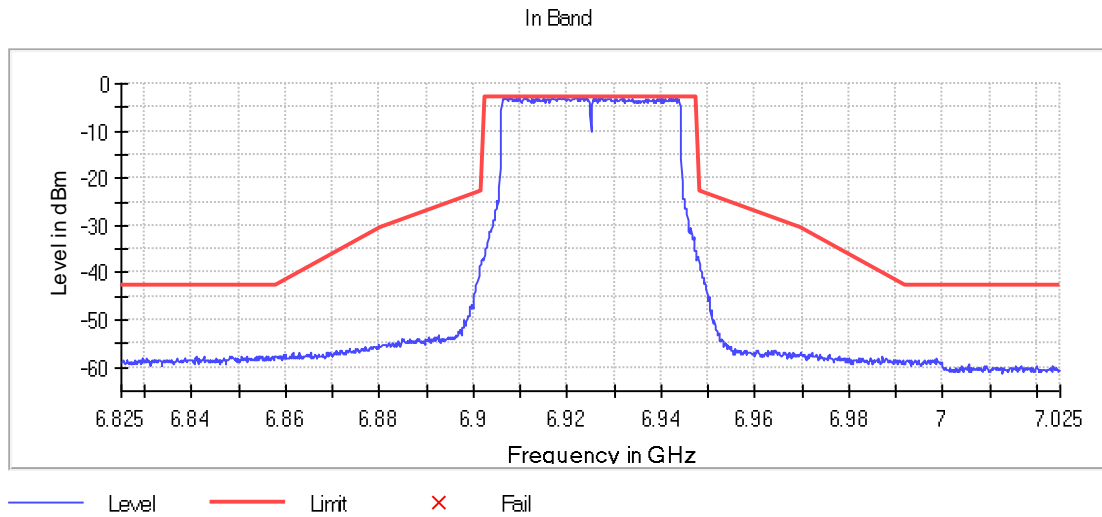
DUT Frequency (MHz)	Result
6925.000000	PASS

Inband Peak

Frequency (MHz)	Level (dBm)
6906.995499	-2.7

Measurements

Frequency (MHz)	Level (dBm)	Margin (dB)	Limit (dBm)	Result
6909.696174	-2.7	0.0	-2.7	PASS
6923.949737	-2.7	0.1	-2.7	PASS
6923.349587	-2.7	0.1	-2.7	PASS
6926.950488	-2.8	0.1	-2.7	PASS
6908.045761	-2.8	0.1	-2.7	PASS
6911.346587	-2.8	0.2	-2.7	PASS
6918.398350	-2.8	0.2	-2.7	PASS
6911.046512	-2.9	0.2	-2.7	PASS
6918.248312	-2.9	0.2	-2.7	PASS
6922.899475	-2.9	0.2	-2.7	PASS
6921.999250	-2.9	0.2	-2.7	PASS
6927.100525	-2.9	0.2	-2.7	PASS
6906.695424	-2.9	0.3	-2.7	PASS
6913.597149	-3.0	0.3	-2.7	PASS
6923.499625	-3.0	0.3	-2.7	PASS



Occupied Channel Bandwidth 99% (6925 MHz; 24.000 dBm; 40 MHz)

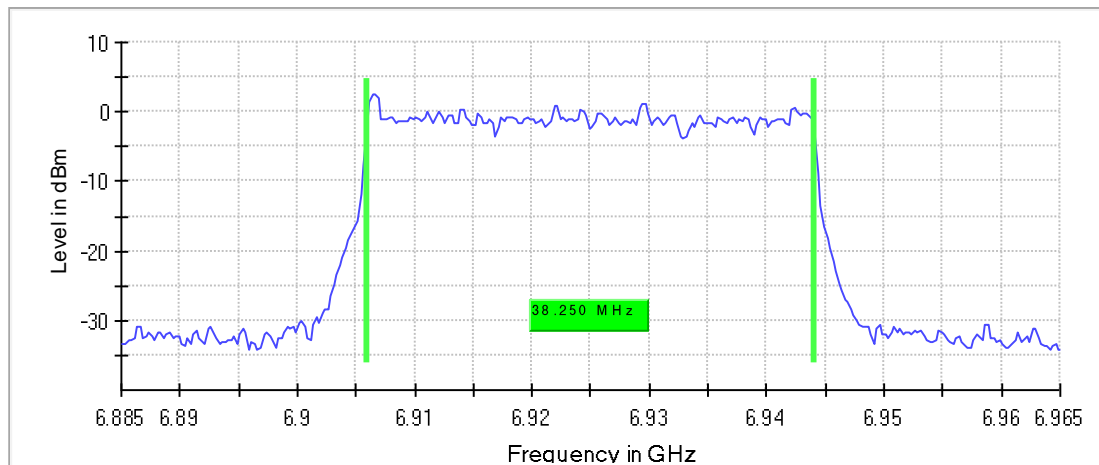
99 % Bandwidth

DUT Frequency (MHz)	Bandwidth (MHz)	Limit Min (MHz)	Limit Max (MHz)	Band Edge Left (MHz)	Limit Min BE L (MHz)
6925.000000	38.250000	---	320.000000	6905.875000	5925.000000

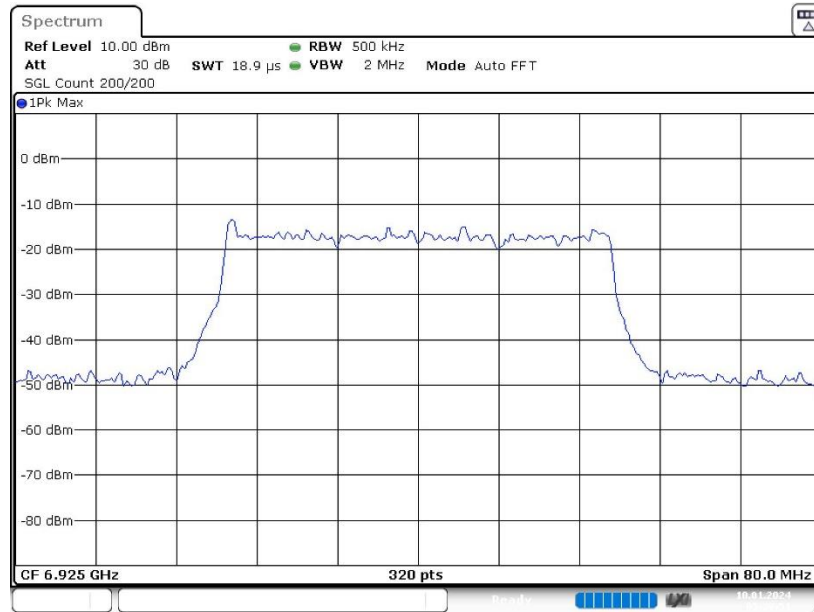
(continuation of the "99 % Bandwidth" table from column 6 ...)

DUT Frequency (MHz)	Band Edge Right (MHz)	Limit Max BE R (MHz)	Result
6925.000000	6944.125000	7125.000000	PASS

99 %Bandwidth



Bandwidth



Date: 10 JAN 2024 05:28:52

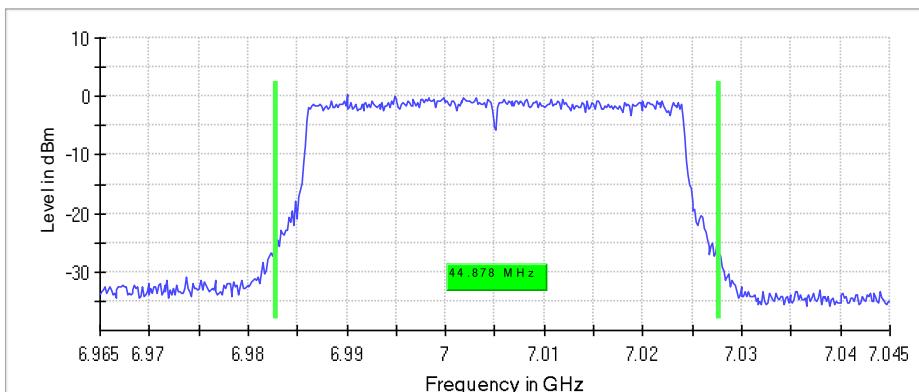
Emission Bandwidth 26 dB (7005 MHz; 24.000 dBm; 40 MHz)

26 dB Bandwidth

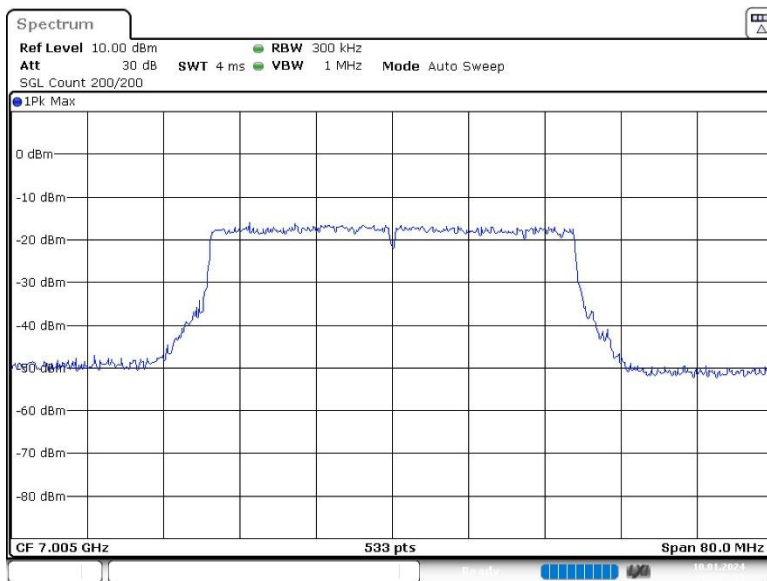
DUT Frequency (MHz)	Bandwidth (MHz)	Limit Min (MHz)	Limit Max (MHz)	Band Edge Left (MHz)	Limit Min BE L
7005.000000	44.878049	---	320.000000	6982.786116	---

DUT Frequency (MHz)	Band Edge Right (MHz)	Limit Max BE R (MHz)	Max Level (dBm)	Result
7005.000000	7027.664165	---	0.4	PASS

26 dB Bandwidth



Bandwidth



Date: 10. JAN. 2024 05:29:25

In-Band Emissions (7005 MHz; 24.000 dBm; 40 MHz)

Result

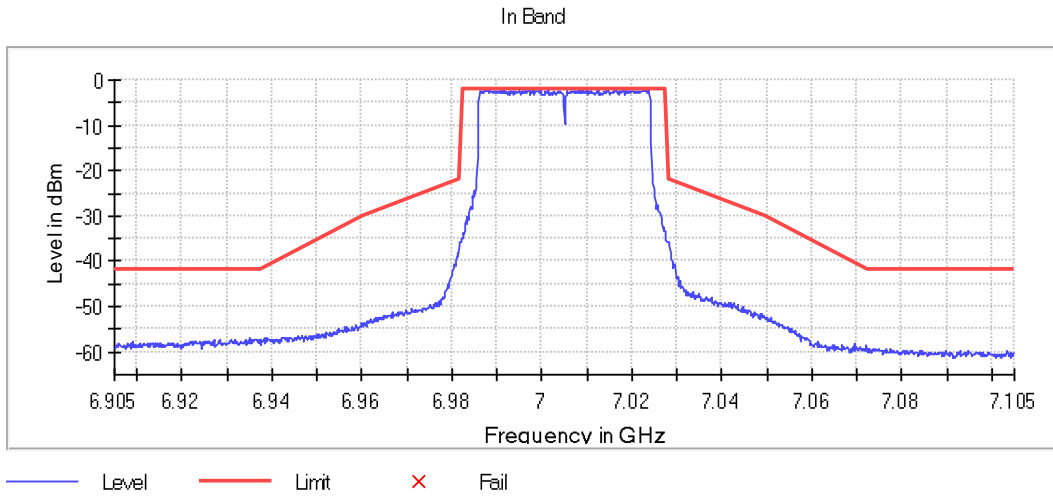
DUT Frequency (MHz)	Result
7005.000000	PASS

Inband Peak

Frequency (MHz)	Level (dBm)
7008.150788	-1.9

Measurements

Frequency (MHz)	Level (dBm)	Margin (dB)	Limit (dBm)	Result
6999.748687	-2.0	0.1	-1.9	PASS
7022.554389	-2.0	0.1	-1.9	PASS
6997.198050	-2.1	0.1	-1.9	PASS
7009.951238	-2.1	0.2	-1.9	PASS
7001.399100	-2.1	0.2	-1.9	PASS
7022.854464	-2.1	0.2	-1.9	PASS
7023.754689	-2.1	0.2	-1.9	PASS
6995.097524	-2.1	0.2	-1.9	PASS
7014.752438	-2.2	0.2	-1.9	PASS
6987.745686	-2.2	0.2	-1.9	PASS
6991.346587	-2.2	0.2	-1.9	PASS
6998.098275	-2.2	0.3	-1.9	PASS
7012.501875	-2.2	0.3	-1.9	PASS
7016.252813	-2.2	0.3	-1.9	PASS
7018.053263	-2.2	0.3	-1.9	PASS

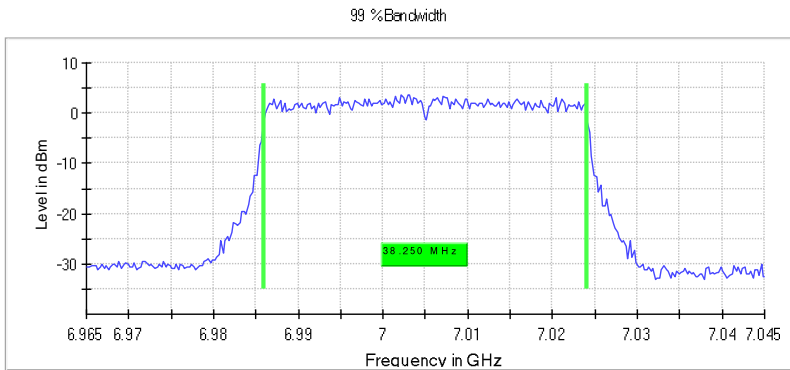


Occupied Channel Bandwidth 99% (7005 MHz; 24.000 dBm; 40 MHz)

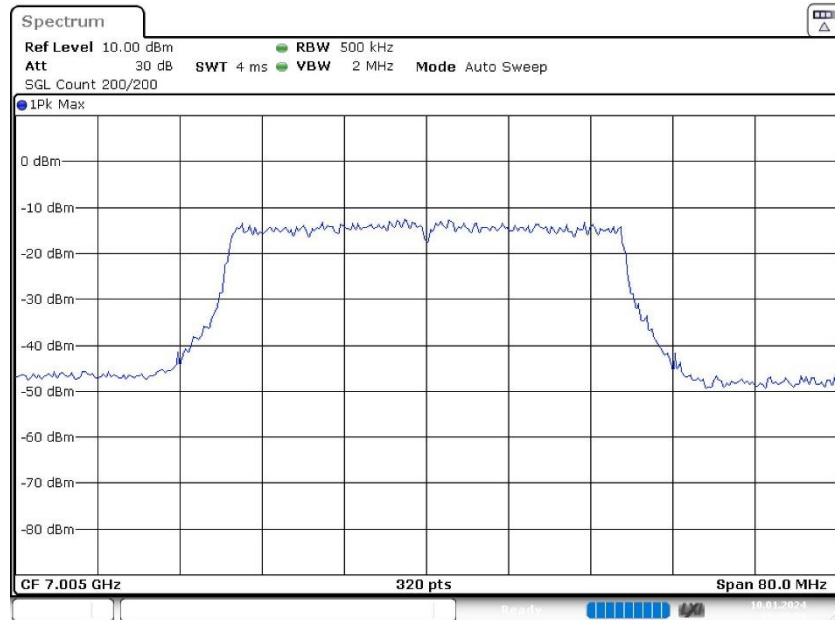
99 % Bandwidth

DUT Frequency (MHz)	Bandwidth (MHz)	Limit Min (MHz)	Limit Max (MHz)	Band Edge Left (MHz)	Limit Min BE L (MHz)
7005.000000	38.250000	---	320.000000	6985.875000	5925.000000

DUT Frequency (MHz)	Band Edge Right (MHz)	Limit Max BE R (MHz)	Result
7005.000000	7024.125000	7125.000000	PASS



Bandwidth



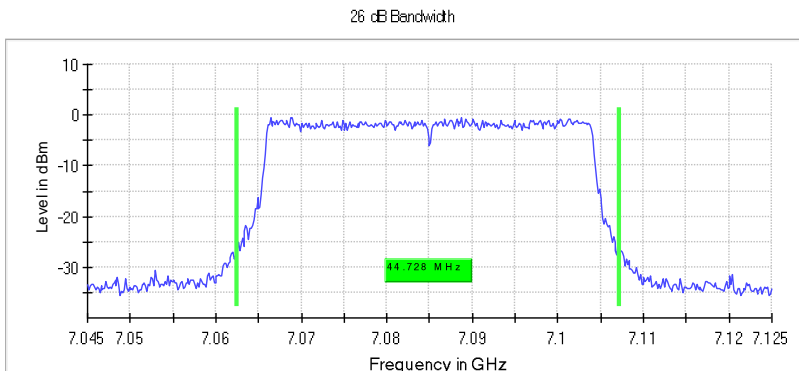
Date: 10.JAN.2024 05:30:29

Emission Bandwidth 26 dB (7085 MHz; 24.000 dBm; 40 MHz)

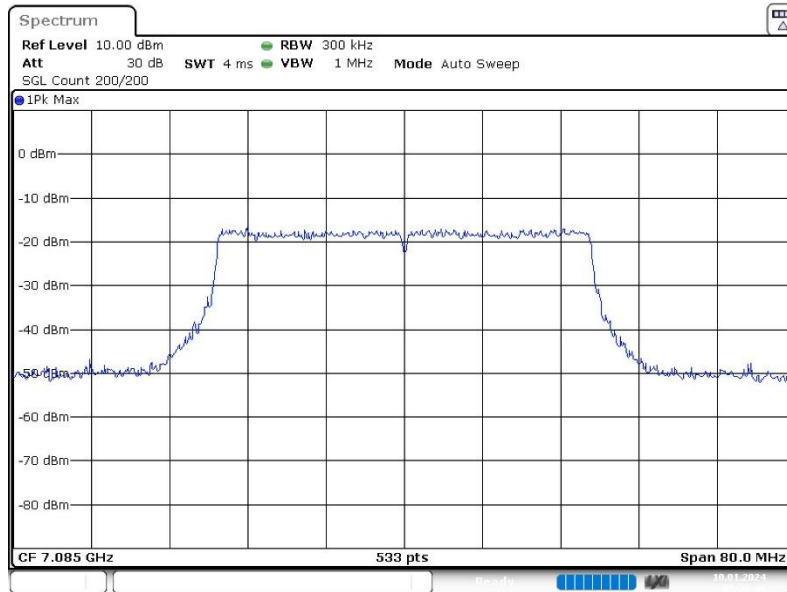
26 dB Bandwidth

DUT Frequency (MHz)	Bandwidth (MHz)	Limit Min (MHz)	Limit Max (MHz)	Band Edge Left (MHz)	Limit Min BE L
7085.000000	44.727955	---	320.000000	7062.485929	---

DUT Frequency (MHz)	Band Edge Right (MHz)	Limit Max BE R (MHz)	Max Level (dBm)	Result
7085.000000	7107.213884	---	-0.4	PASS



Bandwidth



Date: 10 JAN 2024 05:30:49

In-Band Emissions (7085 MHz; 24.000 dBm; 40 MHz)

Result

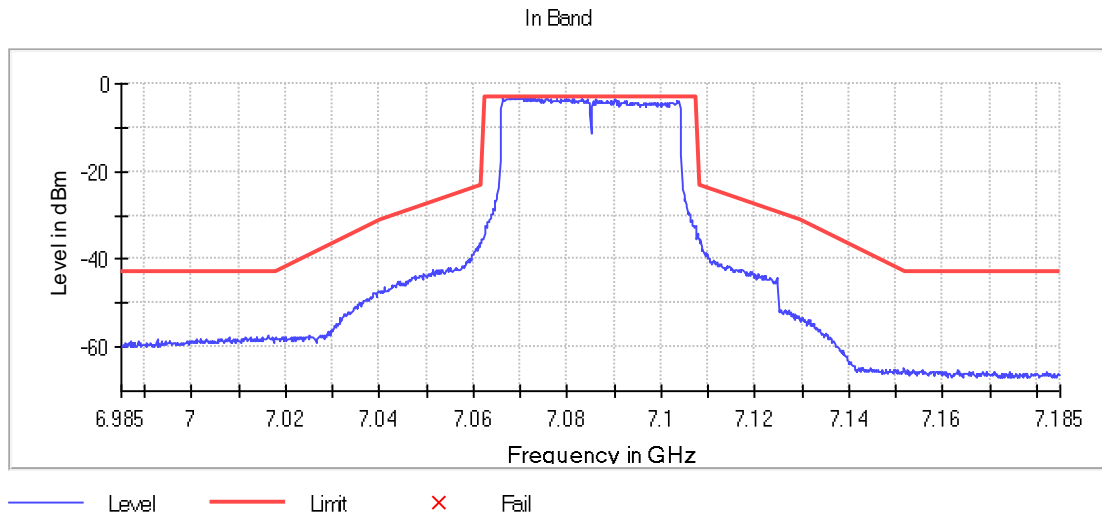
DUT Frequency (MHz)	Result
7085.000000	PASS

Inband Peak

Frequency (MHz)	Level (dBm)
7069.246062	-3.0

Measurements

Frequency (MHz)	Level (dBm)	Margin (dB)	Limit (dBm)	Result
7068.495874	-3.0	0.0	-3.0	PASS
7071.646662	-3.0	0.0	-3.0	PASS
7069.996249	-3.1	0.1	-3.0	PASS
7069.096024	-3.1	0.1	-3.0	PASS
7075.697674	-3.2	0.1	-3.0	PASS
7071.946737	-3.2	0.1	-3.0	PASS
7067.895724	-3.2	0.2	-3.0	PASS
7070.596399	-3.2	0.2	-3.0	PASS
7072.546887	-3.2	0.2	-3.0	PASS
7066.245311	-3.2	0.2	-3.0	PASS
7071.046512	-3.2	0.2	-3.0	PASS
7072.996999	-3.3	0.3	-3.0	PASS
7070.146287	-3.3	0.3	-3.0	PASS
7069.696174	-3.3	0.3	-3.0	PASS
7069.396099	-3.3	0.3	-3.0	PASS



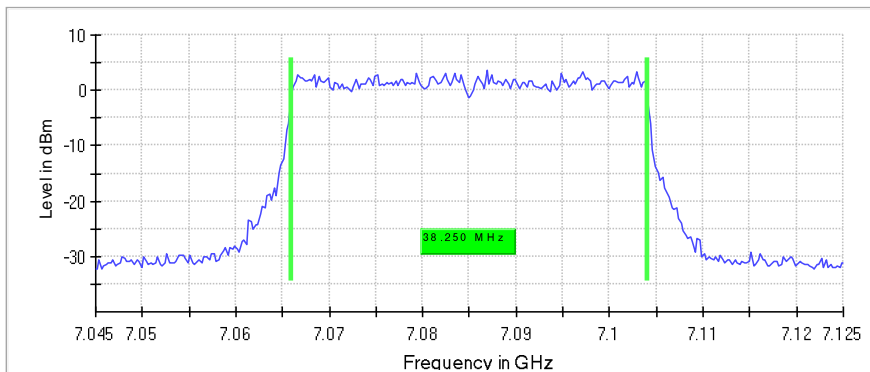
Occupied Channel Bandwidth 99% (7085 MHz; 24.000 dBm; 40 MHz)

99 % Bandwidth

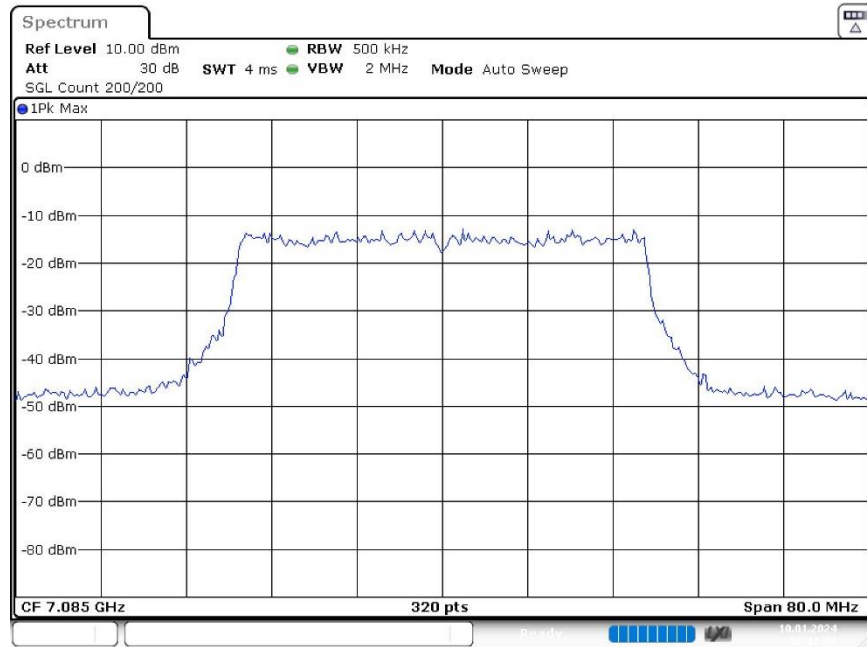
DUT Frequency (MHz)	Bandwidth (MHz)	Limit Min (MHz)	Limit Max (MHz)	Band Edge Left (MHz)	Limit Min BE L (MHz)
7085.000000	38.250000	---	320.000000	7065.875000	5925.000000

DUT Frequency (MHz)	Band Edge Right (MHz)	Limit Max BE R (MHz)	Result
7085.000000	7104.125000	7125.000000	PASS

99 %Bandwidth



Bandwidth



Date: 10.JAN.2024 05:31:44

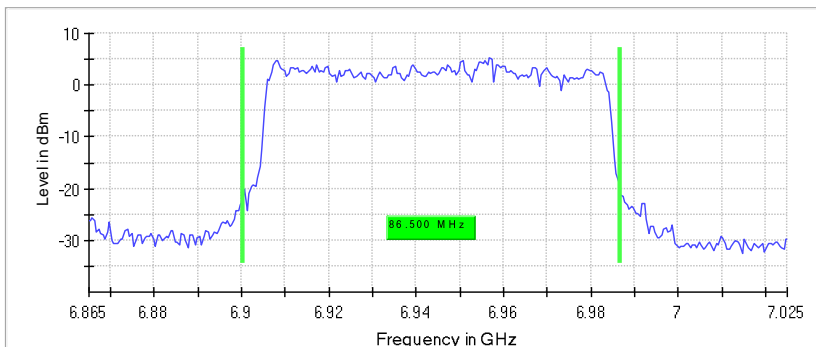
Emission Bandwidth 26 dB (6945 MHz; 24.000 dBm; 80 MHz)

26 dB Bandwidth

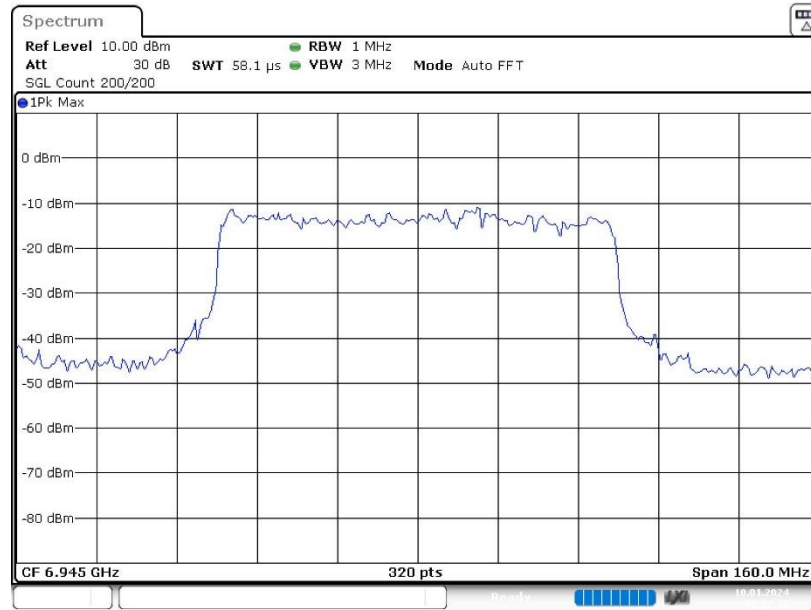
DUT Frequency (MHz)	Bandwidth (MHz)	Limit Min (MHz)	Limit Max (MHz)	Band Edge Left (MHz)	Limit Min BE L
6945.000000	86.500000	---	320.000000	6900.250000	---

DUT Frequency (MHz)	Band Edge Right (MHz)	Limit Max BE R (MHz)	Max Level (dBm)	Result
6945.000000	6986.750000	---	5.2	PASS

26 dB Bandwidth



Bandwidth



Date: 10.JAN.2024 05:32:17

In-Band Emissions (6945 MHz; 24.000 dBm; 80 MHz)

Result

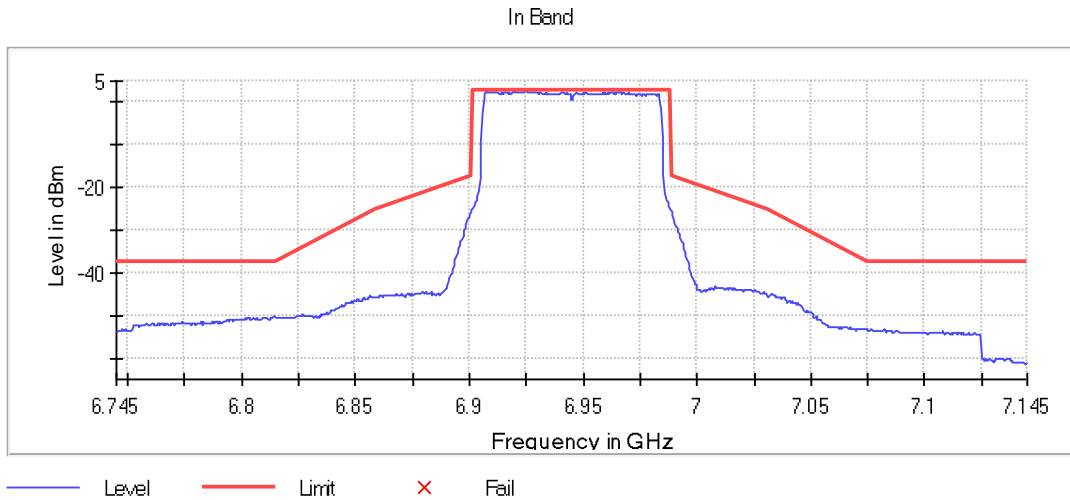
DUT Frequency (MHz)	Result
6945.000000	PASS

Inband Peak

Frequency (MHz)	Level (dBm)
6924.750000	2.7

Measurements

Frequency (MHz)	Level (dBm)	Margin (dB)	Limit (dBm)	Result
6924.750000	2.7	0.0	2.7	PASS
6919.750000	2.7	0.0	2.7	PASS
6907.250000	2.6	0.1	2.7	PASS
6921.250000	2.6	0.2	2.7	PASS
6927.250000	2.6	0.2	2.7	PASS
6925.750000	2.5	0.2	2.7	PASS
6922.750000	2.5	0.2	2.7	PASS
6923.750000	2.5	0.2	2.7	PASS
6920.750000	2.5	0.2	2.7	PASS
6928.250000	2.5	0.2	2.7	PASS
6917.750000	2.5	0.2	2.7	PASS
6923.250000	2.5	0.2	2.7	PASS
6922.250000	2.5	0.2	2.7	PASS
6928.750000	2.5	0.3	2.7	PASS
6921.750000	2.5	0.3	2.7	PASS



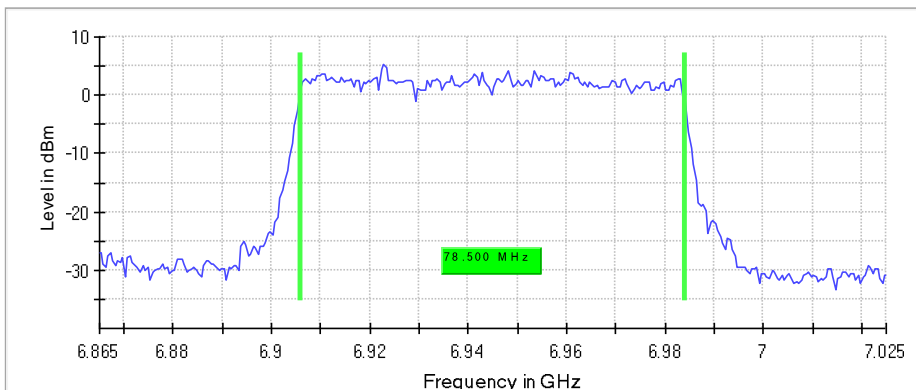
Occupied Channel Bandwidth 99% (6945 MHz; 24.000 dBm; 80 MHz)

99 % Bandwidth

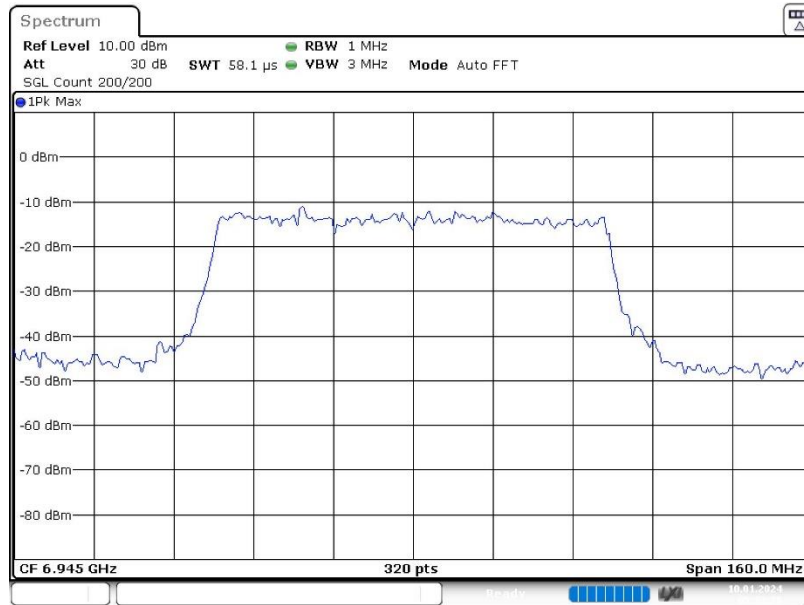
DUT Frequency (MHz)	Bandwidth (MHz)	Limit Min (MHz)	Limit Max (MHz)	Band Edge Left (MHz)	Limit Min BE L (MHz)
6945.000000	78.500000	---	320.000000	6905.750000	5925.000000

DUT Frequency (MHz)	Band Edge Right (MHz)	Limit Max BE R (MHz)	Result
6945.000000	6984.250000	7125.000000	PASS

99 %Bandwidth



Bandwidth



Date: 10 JAN 2024 05:33:28

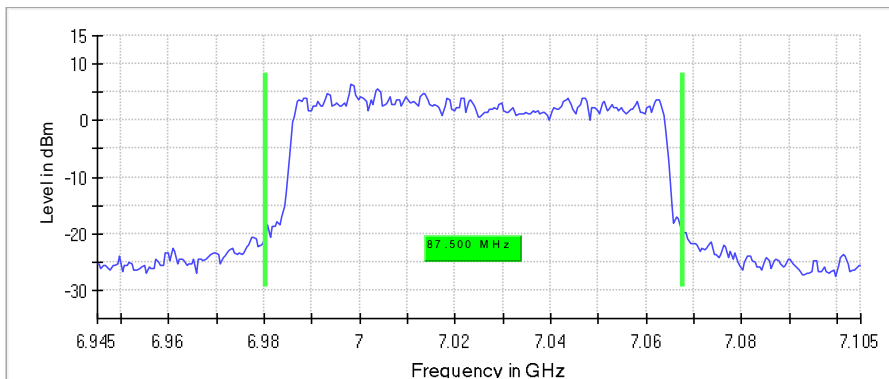
Emission Bandwidth 26 dB (7025 MHz; 24.000 dBm; 80 MHz)

26 dB Bandwidth

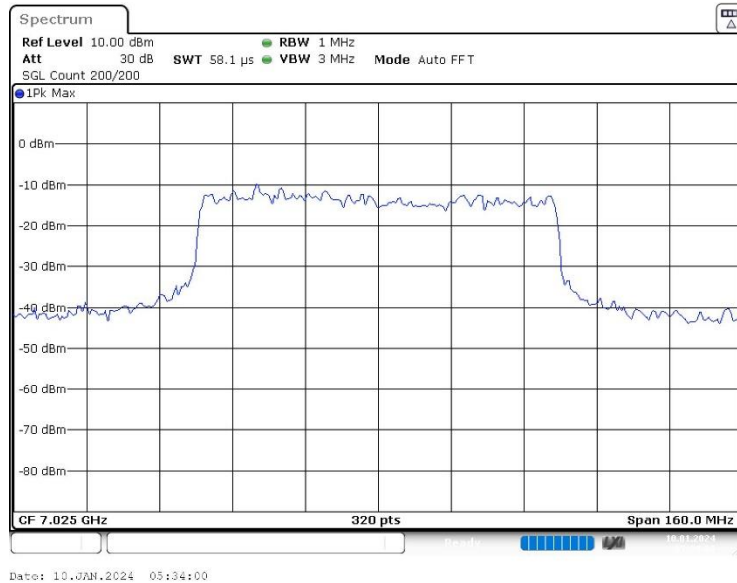
DUT Frequency (MHz)	Bandwidth (MHz)	Limit Min (MHz)	Limit Max (MHz)	Band Edge Left (MHz)	Limit Min BE L
7025.000000	87.500000	---	320.000000	6980.250000	---

DUT Frequency (MHz)	Band Edge Right (MHz)	Limit Max BE R (MHz)	Max Level (dBm)	Result
7025.000000	7067.750000	---	6.4	PASS

26 dB Bandwidth



Bandwidth



In-Band Emissions (7025 MHz; 24.000 dBm; 80 MHz)

Result

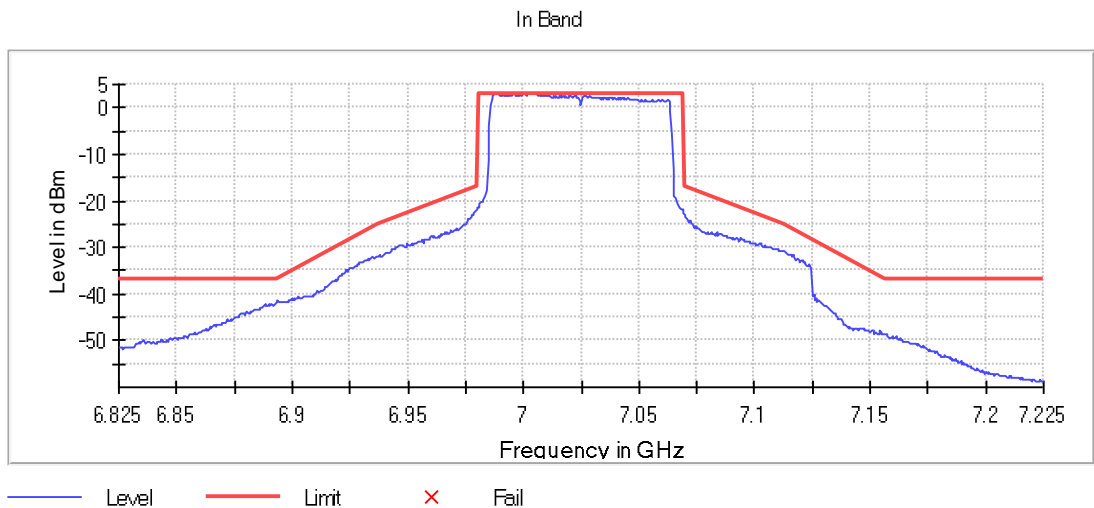
DUT Frequency (MHz)	Result
7025.000000	PASS

Inband Peak

Frequency (MHz)	Level (dBm)
7000.750000	3.1

Measurements

Frequency (MHz)	Level (dBm)	Margin (dB)	Limit (dBm)	Result
7005.750000	3.0	0.1	3.1	PASS
7004.250000	3.0	0.1	3.1	PASS
6998.750000	3.0	0.1	3.1	PASS
7001.750000	2.9	0.2	3.1	PASS
7003.250000	2.9	0.2	3.1	PASS
7006.750000	2.9	0.2	3.1	PASS
6995.750000	2.9	0.2	3.1	PASS
6999.750000	2.9	0.2	3.1	PASS
6987.750000	2.9	0.3	3.1	PASS
6987.250000	2.9	0.3	3.1	PASS
7002.750000	2.8	0.3	3.1	PASS
6994.750000	2.8	0.3	3.1	PASS
7003.750000	2.8	0.3	3.1	PASS
6996.250000	2.8	0.3	3.1	PASS
7000.250000	2.8	0.3	3.1	PASS

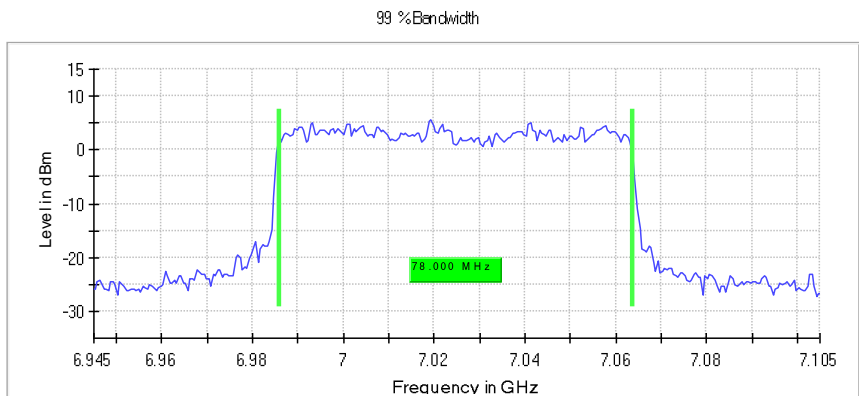


Occupied Channel Bandwidth 99% (7025 MHz; 24.000 dBm; 80 MHz)

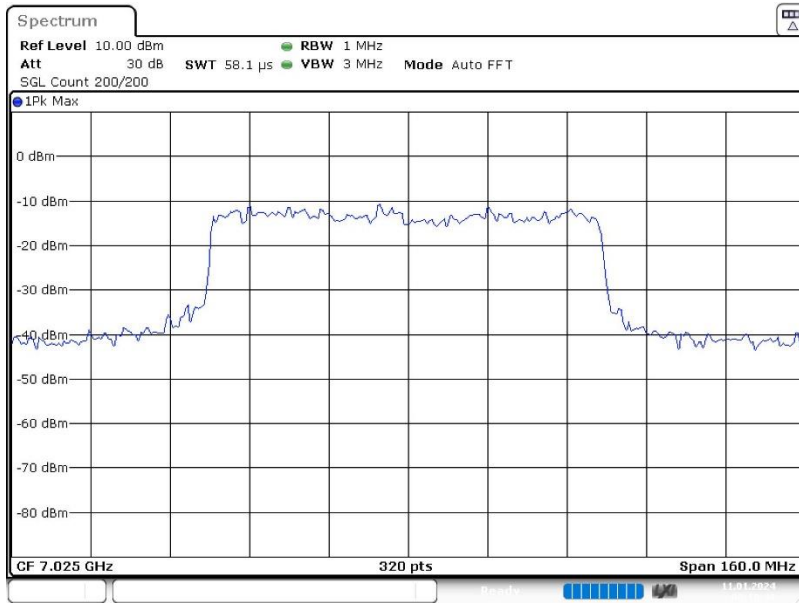
99 % Bandwidth

DUT Frequency (MHz)	Bandwidth (MHz)	Limit Min (MHz)	Limit Max (MHz)	Band Edge Left (MHz)	Limit Min BE L (MHz)
7025.000000	78.000000	---	320.000000	6985.750000	5925.000000

DUT Frequency (MHz)	Band Edge Right (MHz)	Limit Max BE R (MHz)	Result
7025.000000	7063.750000	7125.000000	PASS



Bandwidth



Date: 11.JAN.2024 09:10:48

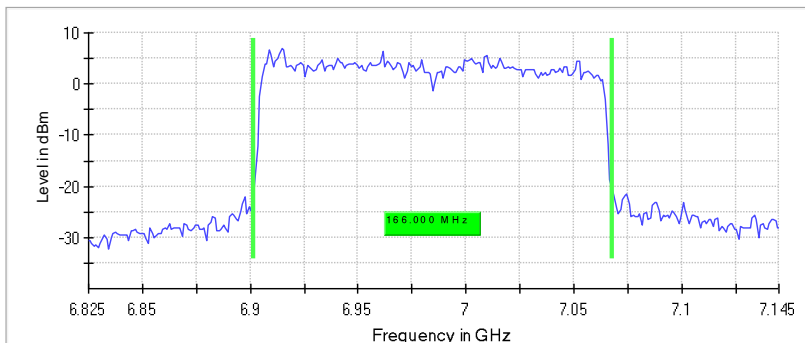
Emission Bandwidth 26 dB (6985 MHz; 24.000 dBm; 160 MHz)

26 dB Bandwidth

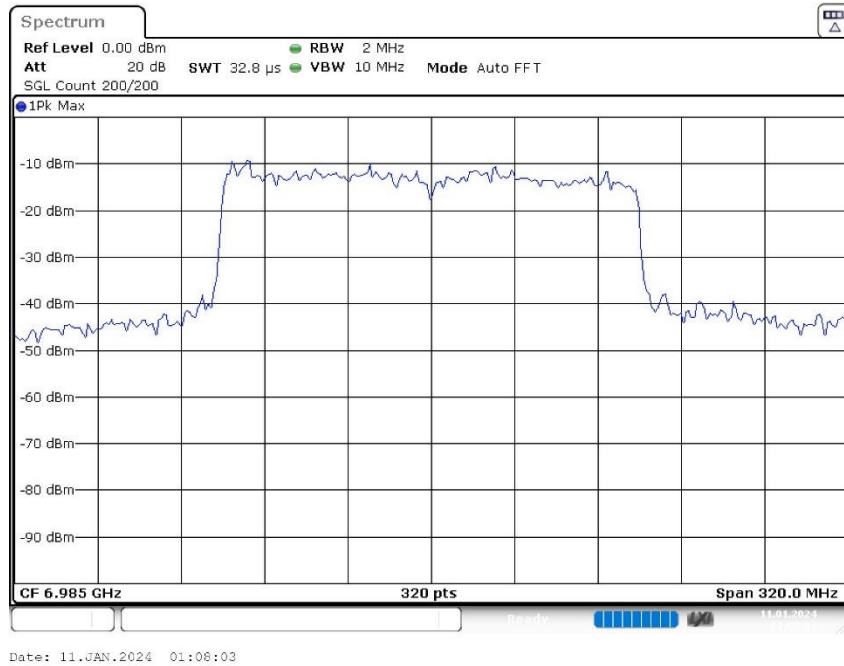
DUT Frequency (MHz)	Bandwidth (MHz)	Limit Min (MHz)	Limit Max (MHz)	Band Edge Left (MHz)	Limit Min BE L
6985.000000	166.000000	---	320.000000	6901.500000	---

DUT Frequency (MHz)	Band Edge Right (MHz)	Limit Max BE R (MHz)	Max Level (dBm)	Result
6985.000000	7067.500000	---	6.8	PASS

26 dB Bandwidth



Bandwidth



In-Band Emissions (6985 MHz; 24.000 dBm; 160 MHz)

Result

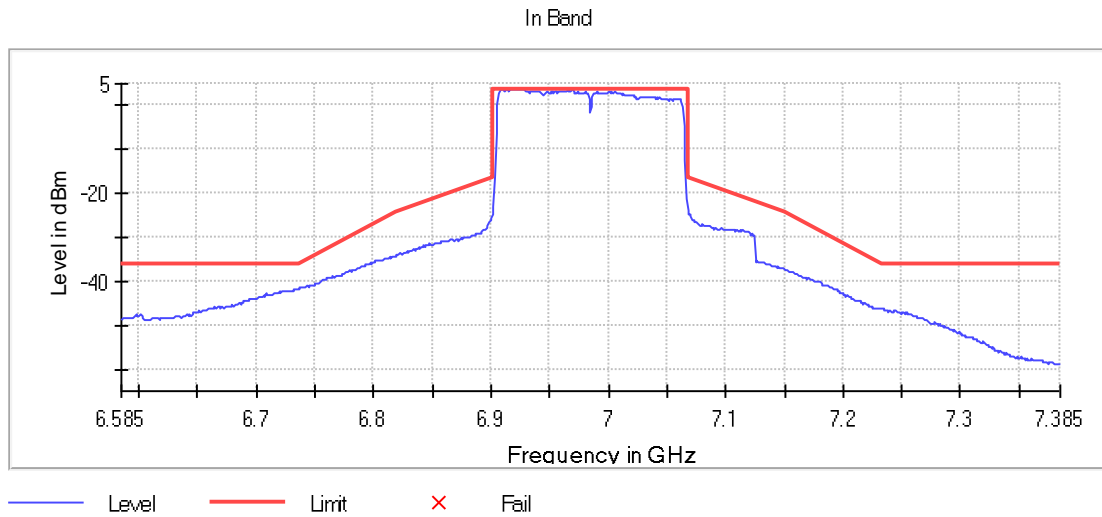
DUT Frequency (MHz)	Result
6985.000000	PASS

Inband Peak

Frequency (MHz)	Level (dBm)
6923.500000	3.8

Measurements

Frequency (MHz)	Level (dBm)	Margin (dB)	Limit (dBm)	Result
6923.500000	3.8	0.0	3.8	PASS
6922.500000	3.7	0.0	3.8	PASS
6907.500000	3.7	0.1	3.8	PASS
6920.500000	3.7	0.1	3.8	PASS
6925.500000	3.7	0.1	3.8	PASS
6924.500000	3.7	0.1	3.8	PASS
6921.500000	3.6	0.1	3.8	PASS
6919.500000	3.6	0.1	3.8	PASS
6926.500000	3.6	0.1	3.8	PASS
6910.500000	3.6	0.1	3.8	PASS
6918.500000	3.6	0.2	3.8	PASS
6927.500000	3.6	0.2	3.8	PASS
6965.500000	3.5	0.2	3.8	PASS
6908.500000	3.5	0.2	3.8	PASS
6928.500000	3.5	0.2	3.8	PASS

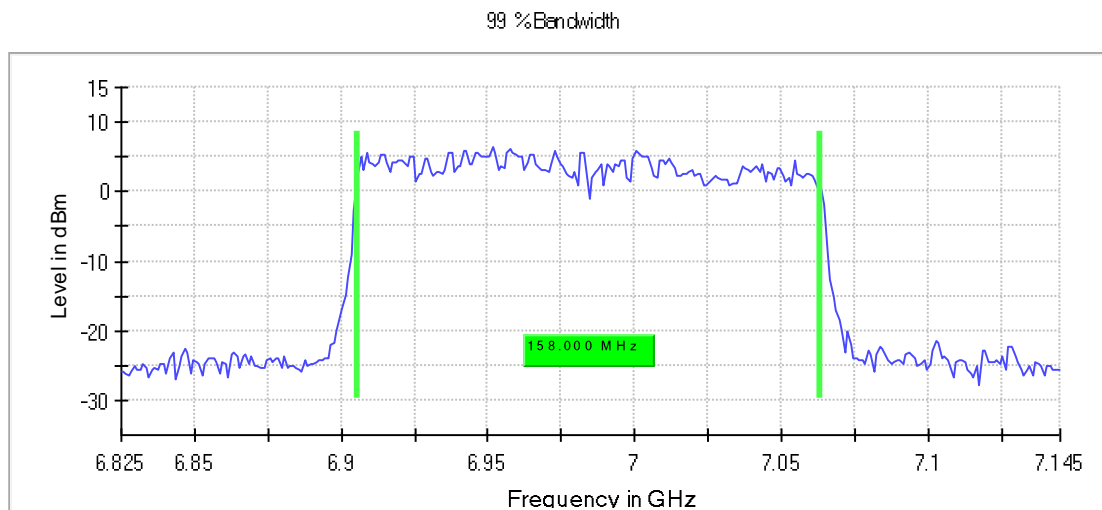


Occupied Channel Bandwidth 99% (6985 MHz; 24.000 dBm; 160 MHz)

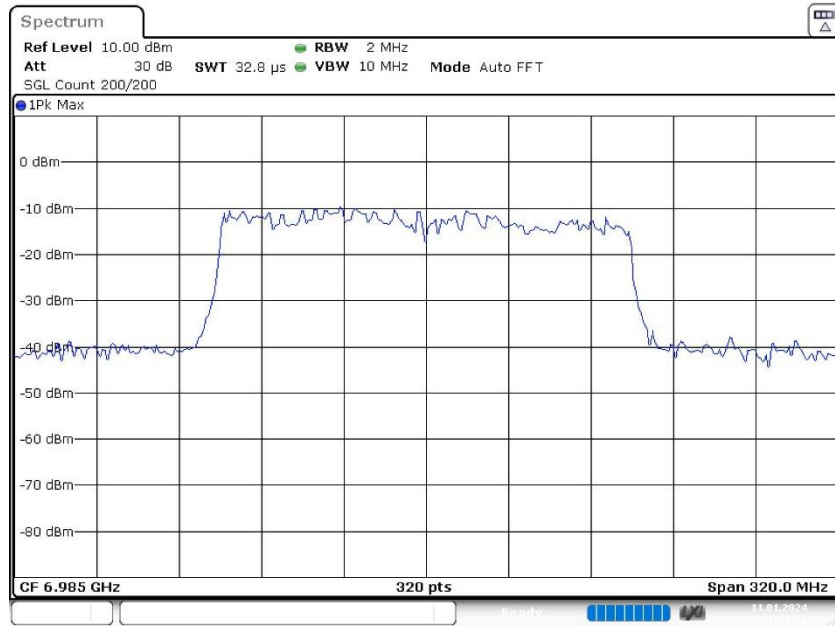
99 % Bandwidth

DUT Frequency (MHz)	Bandwidth (MHz)	Limit Min (MHz)	Limit Max (MHz)	Band Edge Left (MHz)	Limit Min BE L (MHz)
6985.000000	158.000000	---	320.000000	6905.500000	5925.000000

DUT Frequency (MHz)	Band Edge Right (MHz)	Limit Max BE R (MHz)	Result
6985.000000	7063.500000	7125.000000	PASS



Bandwidth



Date: 11.JAN.2024 01:09:17

Tx Spurious Emission (6985 MHz; 24.000 dBm; 160 MHz)

Result

DUT Frequency (MHz)	Result
6985.000000	PASS

Final measurements

Frequency (MHz)	Level Pre Measurement (dBm)	level (dBm)	Limit (dBm)	Margin (dB)	Result
4108.250000	-18.4	-28.9	-27.0	1.9	PASS
7128.750000	-18.0	-29.3	-27.0	2.3	PASS

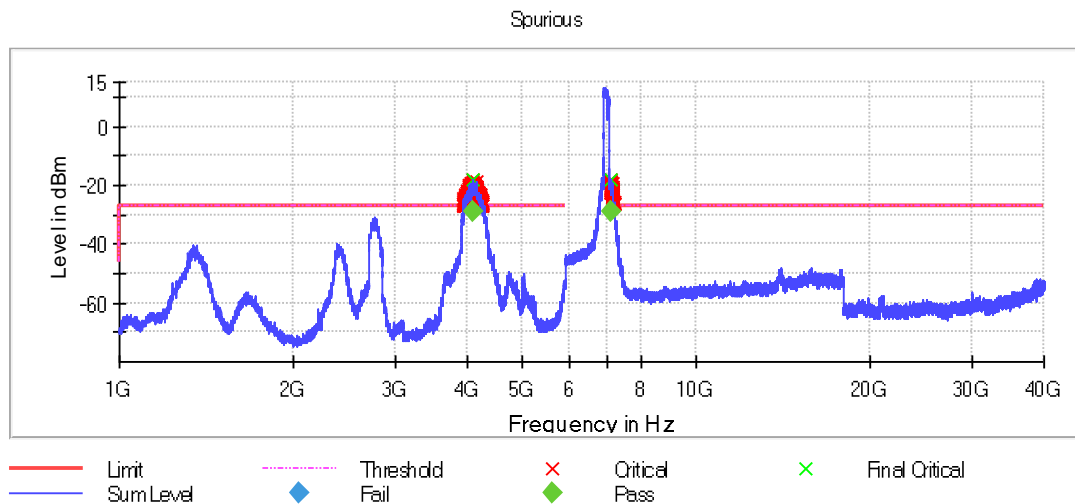
Pre Measurements

Frequency (MHz)	Level (dBm)	Margin (dB)	Limit (dBm)
7128.750000	-18.0	-9.0	-27.0
4108.250000	-18.4	-8.6	-27.0
7128.250000	-18.6	-8.4	-27.0
7127.750000	-18.6	-8.4	-27.0
4112.750000	-18.7	-8.3	-27.0
4145.750000	-18.9	-8.1	-27.0
4067.750000	-19.2	-7.8	-27.0
4102.750000	-19.2	-7.8	-27.0
7142.750000	-19.2	-7.8	-27.0
7129.250000	-19.2	-7.8	-27.0
4068.250000	-19.3	-7.7	-27.0
4085.750000	-19.4	-7.6	-27.0

4085.250000	-19.4	-7.6	-27.0
7127.250000	-19.5	-7.5	-27.0
4116.250000	-19.5	-7.5	-27.0

Measurement Settings

Start Frequency (MHz)	Stop Frequency (MHz)	Pre Measurement	Final Measurement
1000.000000	5925.000000	2	2
5925.000000	7125.000000	2	2
7125.000000	18000.000000	2	2
18000.000000	26000.000000	2	2
26000.000000	40000.000000	2	2



Emissions in restricted frequency bands (Average) (6985 MHz; 24.000 dBm; 160 MHz)

Result

DUT Frequency (MHz)	Result
6985.000000	PASS

Final measurements

Frequency (MHz)	Level Pre Measurement (dBm)	level (dBm)	Limit (dBm)	Margin (dB)	Result
---	---	---	---	---	---

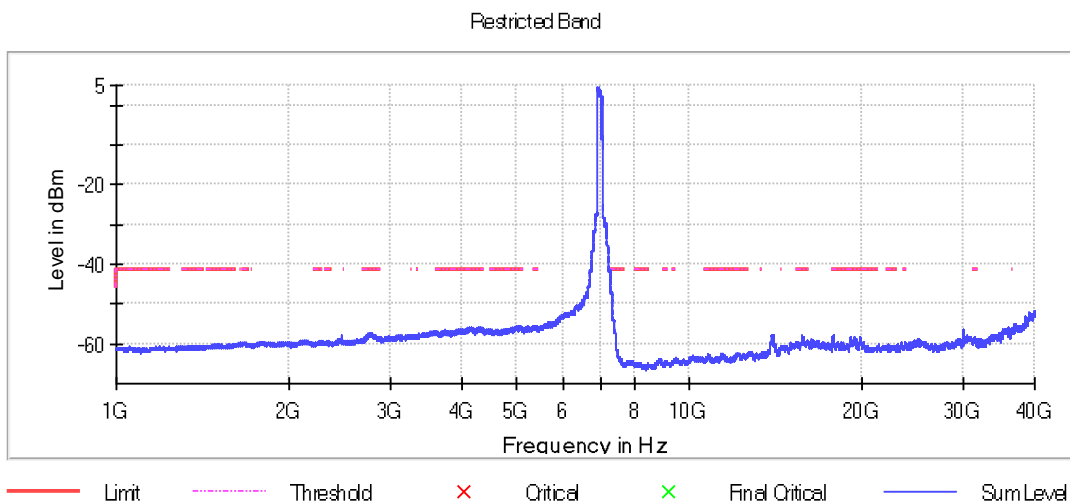
Pre Measurements

Frequency (MHz)	Level (dBm)	Margin (dB)	Limit (dBm)
7250.250000	-41.7	0.5	-41.2
7250.750000	-41.8	0.6	-41.2
7256.750000	-41.9	0.7	-41.2
7254.750000	-42.0	0.8	-41.2
7251.750000	-42.0	0.8	-41.2

7252.750000	-42.1	0.9	-41.2
7252.250000	-42.1	0.9	-41.2
7256.250000	-42.1	0.9	-41.2
7255.750000	-42.1	0.9	-41.2
7255.250000	-42.2	1.0	-41.2
7254.250000	-42.2	1.0	-41.2
7253.250000	-42.2	1.0	-41.2
7251.250000	-42.2	1.0	-41.2
7257.750000	-42.3	1.1	-41.2
7253.750000	-42.3	1.1	-41.2

Measurement Settings

Start Frequency (MHz)	Stop Frequency (MHz)	Pre Measurement	Final Measurement
1000.000000	5925.000000	1	1
5925.000000	7125.000000	1	1
7125.000000	18000.000000	1	1
18000.000000	40000.000000	1	1



Emissions in restricted frequency bands (Peak) (6985 MHz; 24.000 dBm; 160 MHz)

Result

DUT Frequency (MHz)	Result
6985.000000	PASS

Final measurements

Frequency (MHz)	Level Pre Measurement (dBm)	level (dBm)	Limit (dBm)	Margin (dB)	Result
---	---	---	---	---	---

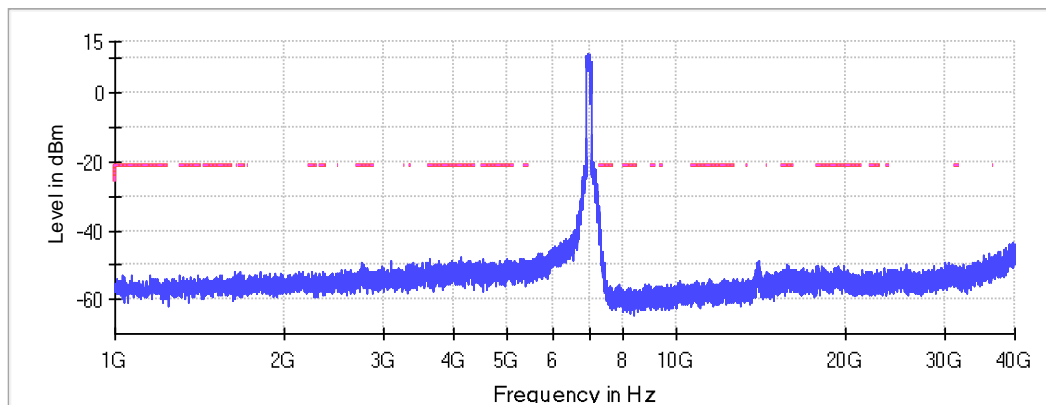
Pre Measurements

Frequency (MHz)	Level (dBm)	Margin (dB)	Limit (dBm)
7256.250000	-32.7	11.5	-21.2
7255.750000	-33.0	11.8	-21.2
7259.250000	-34.2	13.0	-21.2
7258.750000	-34.3	13.1	-21.2
7258.250000	-34.3	13.1	-21.2
7252.750000	-35.8	14.6	-21.2
7251.750000	-36.1	14.9	-21.2
7253.250000	-36.5	15.3	-21.2
7263.750000	-36.5	15.3	-21.2
7250.750000	-36.7	15.5	-21.2
7253.750000	-36.7	15.5	-21.2
7263.250000	-36.8	15.6	-21.2
7296.750000	-36.8	15.6	-21.2
7251.250000	-36.9	15.7	-21.2
7250.250000	-36.9	15.7	-21.2

Measurement Settings

Start Frequency (MHz)	Stop Frequency (MHz)	Pre Measurement	Final Measurement
1000.000000	5925.000000	1	1
5925.000000	7125.000000	1	1
7125.000000	18000.000000	1	1
18000.000000	40000.000000	1	2

Restricted Band



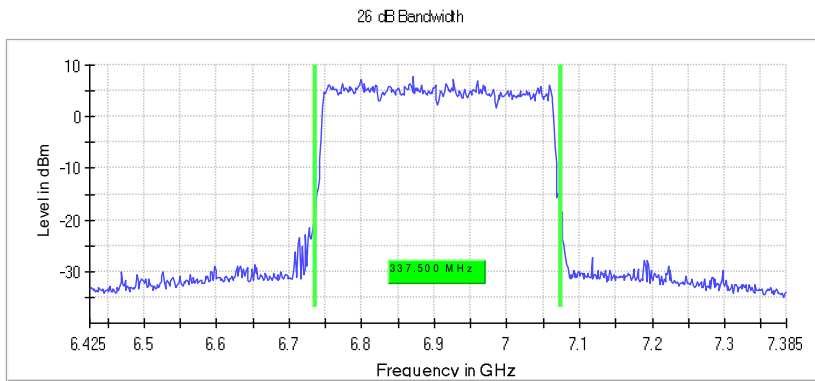
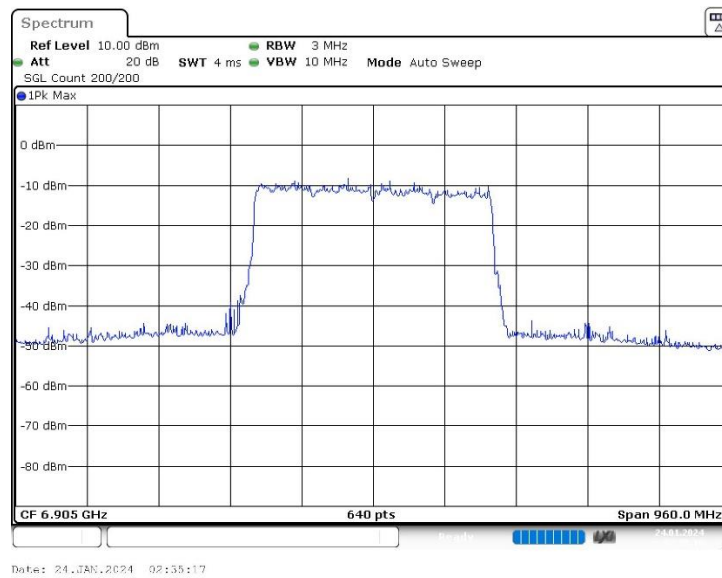
— Limit
 - - - Threshold
 × Critical
 × Final Critical
 — Sum Level

Emission Bandwidth 26 dB (6905 MHz; 24.000 dBm; 320 MHz)

26 dB Bandwidth

DUT Frequency (MHz)	Bandwidth (MHz)	Bandwidth U-NII 7 (MHz)	Bandwidth U-NII 8 (MHz)	Limit Min (MHz)	Limit Max (MHz)
6905.000000	337.500000	138.750000	198.750000	---	---

DUT Frequency (MHz)	Band Edge Left (MHz)	Limit Min BE L (MHz)	Band Edge Right (MHz)	Limit Max BE R (MHz)	Max Level (dBm)	Result
6905.000000	6736.250000	---	7073.750000	---	7.9	PASS


Bandwidth

In-Band Emissions (6905 MHz; 24.000 dBm; 320 MHz)
Result

DUT Frequency (MHz)	Result
6905.000000	PASS

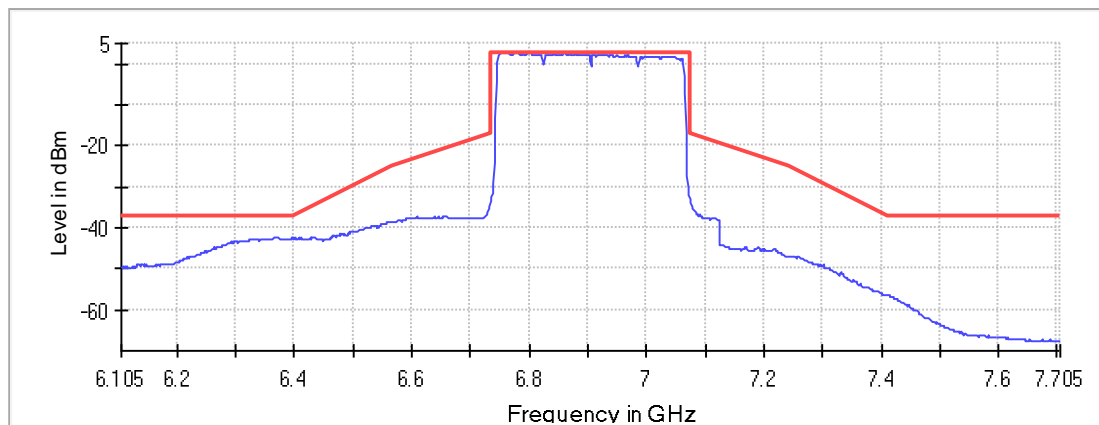
Inband Peak

Frequency (MHz)	Level (dBm)
6761.044986	2.8

Measurements

Frequency (MHz)	Level (dBm)	Margin (dB)	Limit (dBm)	Result
6761.044986	2.8	0.0	2.8	PASS
6762.544517	2.7	0.0	2.8	PASS
6758.045923	2.7	0.0	2.8	PASS
6759.545455	2.7	0.1	2.8	PASS
6765.543580	2.7	0.1	2.8	PASS
6755.046860	2.6	0.1	2.8	PASS
6764.044049	2.6	0.1	2.8	PASS
6777.539831	2.6	0.2	2.8	PASS
6861.513590	2.6	0.2	2.8	PASS
6780.538894	2.6	0.2	2.8	PASS
6800.032802	2.6	0.2	2.8	PASS
6756.546392	2.5	0.2	2.8	PASS
6753.547329	2.5	0.2	2.8	PASS
6797.033739	2.5	0.2	2.8	PASS
6750.548266	2.5	0.2	2.8	PASS

In Band



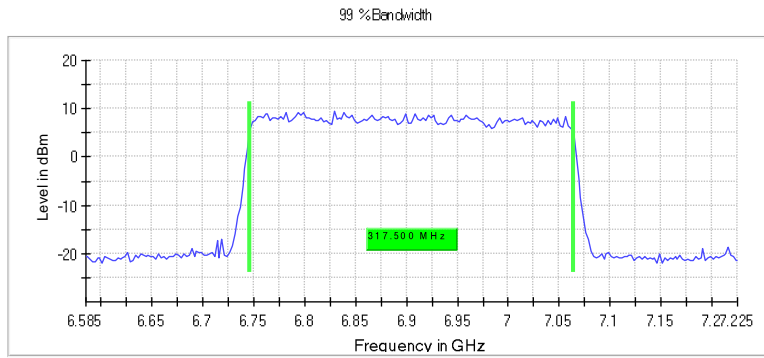
— Level — Limit × Fail

Occupied Channel Bandwidth 99% (6905 MHz; 24.000 dBm; 320 MHz)

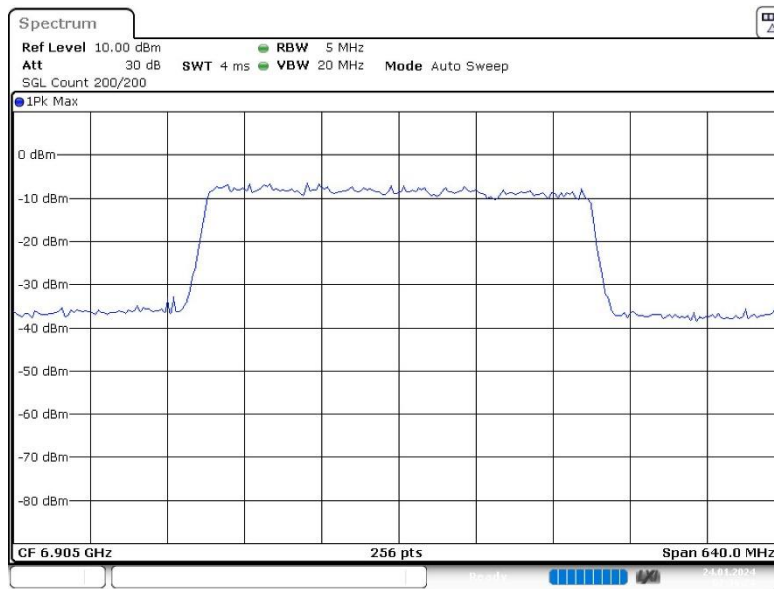
99 % Bandwidth

DUT Frequency (MHz)	Bandwidth (MHz)	Bandwidth U-NII 7 (MHz)	Bandwidth U-NII 8 (MHz)	Limit Min (MHz)	Limit Max (MHz)
6905.000000	317.500000	128.750000	188.750000	---	320.000000

DUT Frequency (MHz)	Band Edge Left (MHz)	Limit Min BE L (MHz)	Band Edge Right (MHz)	Limit Max BE R (MHz)	Result
6905.000000	6746.250000	5925.000000	7063.750000	7125.000000	PASS



Bandwidth



Date: 24.JAN.2024 02:36:25

2.2 Band Edge

Summary

Test	Frequency (MHz)	Nominal Power (dBm)	Nominal Bandwidth (MHz)	Result
Emissions in restricted frequency bands (Average)	7115.000	24.0	20.000000	PASS
Emissions in restricted frequency bands (Peak)	7115.000	24.0	20.000000	PASS
Emissions in restricted frequency bands (Average)	7085.000	24.0	40.000000	PASS
Emissions in restricted frequency bands (Peak)	7085.000	24.0	40.000000	PASS
Emissions in restricted frequency bands (Average)	7025.000	24.0	80.000000	PASS
Emissions in restricted frequency bands (Peak)	7025.000	24.0	80.000000	PASS
Emissions in restricted frequency bands (Average)	6985.000	24.0	160.000000	PASS
Emissions in restricted frequency bands (Peak)	6985.000	24.0	160.000000	PASS
Emissions in restricted frequency bands (Average)	6905.000	24.0	320.000000	PASS
Emissions in restricted frequency bands (Peak)	6905.000	24.0	320.000000	PASS

Emissions in restricted frequency bands (Average) (7115 MHz; 24.000 dBm; 20 MHz)

Result

DUT Frequency (MHz)	Result
7115.000000	PASS

Final measurements

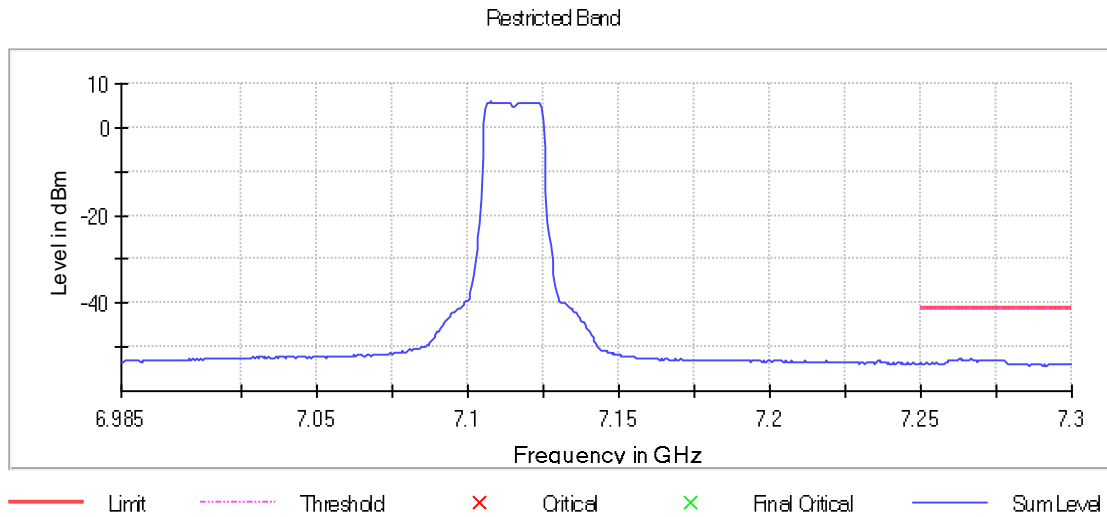
Frequency (MHz)	Level Pre Measurement (dBm)	level (dBm)	Limit (dBm)	Margin (dB)	Result
---	---	---	---	---	---

Pre Measurements

Frequency (MHz)	Level (dBm)	Margin (dB)	Limit (dBm)
7262.750000	-52.7	11.5	-41.2
7266.750000	-52.8	11.6	-41.2
7263.250000	-52.8	11.6	-41.2
7263.750000	-52.8	11.6	-41.2
7264.250000	-52.8	11.6	-41.2
7261.250000	-52.8	11.6	-41.2
7266.250000	-52.8	11.6	-41.2
7267.250000	-52.9	11.7	-41.2
7276.750000	-52.9	11.7	-41.2
7276.250000	-52.9	11.7	-41.2
7262.250000	-52.9	11.7	-41.2
7259.750000	-52.9	11.7	-41.2
7272.250000	-52.9	11.7	-41.2
7275.750000	-52.9	11.7	-41.2
7265.250000	-52.9	11.7	-41.2

Measurement Settings

Start Frequency (MHz)	Stop Frequency (MHz)	Pre Measurement	Final Measurement
6985.000000	7300.000000	1	1



Pre Measurement 1

Setting	Instrument Value	Target Value
RBW	1.000 MHz	<= 1.000 MHz
VBW	3.000 MHz	>= 3.000 MHz
SweepPoints	630	~ 630
Sweeptime	4.000 ms	AUTO
Reference Level	10.000 dBm	AUTO
Attenuation	20.000 dB	20.000 dB
Detector	RMS	RMS
SweepCount	100	100
Filter	3 dB	3 dB
Trace Mode	Average Power	Average Power
Sweeptype	Sweep	AUTO
Preamp	off	off

Emissions in restricted frequency bands (Peak) (7115 MHz; 24.000 dBm; 20 MHz)

Result

DUT Frequency (MHz)	Result
7115.000000	PASS

Final measurements

Frequency (MHz)	Level Pre Measurement (dBm)	level (dBm)	Limit (dBm)	Margin (dB)	Result
---	---	---	---	---	---

Pre Measurements

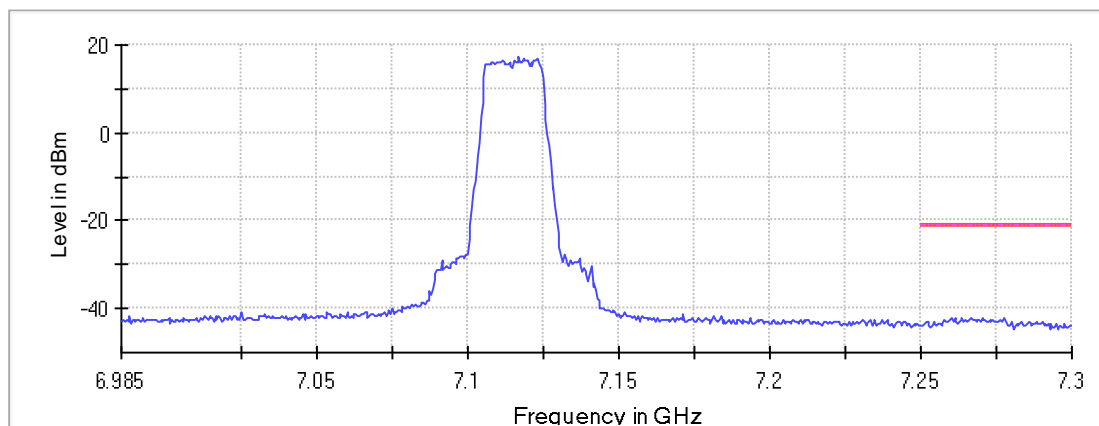
Frequency (MHz)	Level (dBm)	Margin (dB)	Limit (dBm)
7260.250000	-42.0	20.8	-21.2
7263.750000	-42.0	20.8	-21.2
7270.250000	-42.0	20.8	-21.2

7277.250000	-42.1	20.9	-21.2
7261.250000	-42.1	20.9	-21.2
7277.750000	-42.2	21.0	-21.2
7266.750000	-42.3	21.1	-21.2
7265.750000	-42.4	21.2	-21.2
7263.250000	-42.4	21.2	-21.2
7271.250000	-42.5	21.3	-21.2
7269.250000	-42.5	21.3	-21.2
7267.250000	-42.6	21.4	-21.2
7267.750000	-42.6	21.4	-21.2
7259.750000	-42.6	21.4	-21.2
7257.750000	-42.6	21.4	-21.2

Measurement Settings

Start Frequency (MHz)	Stop Frequency (MHz)	Pre Measurement	Final Measurement
6985.000000	7300.000000	1	1

Restricted Band



— Limit
 - - - - Threshold
 × Critical
 × Final Critical
 — Sum Level

Emissions in restricted frequency bands (Average) (7085 MHz; 24.000 dBm; 40 MHz)

Result

DUT Frequency (MHz)	Result
7085.000000	PASS

Final measurements

Frequency (MHz)	Level Pre Measurement (dBm)	level (dBm)	Limit (dBm)	Margin (dB)	Result
---	---	---	---	---	---

Pre Measurements

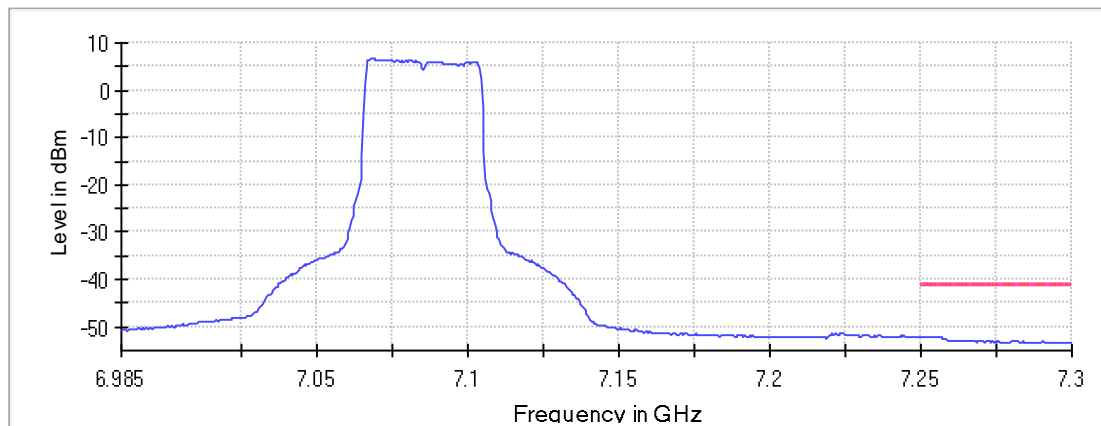
Frequency (MHz)	Level (dBm)	Margin (dB)	Limit (dBm)
7256.750000	-52.0	10.8	-41.2

7251.750000	-52.0	10.8	-41.2
7253.750000	-52.0	10.8	-41.2
7256.250000	-52.1	10.9	-41.2
7250.750000	-52.1	10.9	-41.2
7253.250000	-52.1	10.9	-41.2
7252.750000	-52.1	10.9	-41.2
7254.250000	-52.1	10.9	-41.2
7254.750000	-52.2	11.0	-41.2
7251.250000	-52.2	11.0	-41.2
7255.250000	-52.2	11.0	-41.2
7250.250000	-52.2	11.0	-41.2
7255.750000	-52.3	11.1	-41.2
7252.250000	-52.3	11.1	-41.2
7257.750000	-52.4	11.2	-41.2

Measurement Settings

Start Frequency (MHz)	Stop Frequency (MHz)	Pre Measurement	Final Measurement
6985.000000	7300.000000	1	1

Restricted Band



— Limit - - - - Threshold × Critical × Final Critical — Sum Level

Emissions in restricted frequency bands (Peak) (7085 MHz; 24.000 dBm; 40 MHz)

Result

DUT Frequency (MHz)	Result
7085.000000	PASS

Final measurements

Frequency (MHz)	Level Pre Measurement (dBm)	level (dBm)	Limit (dBm)	Margin (dB)	Result
---	---	---	---	---	---

Pre Measurements

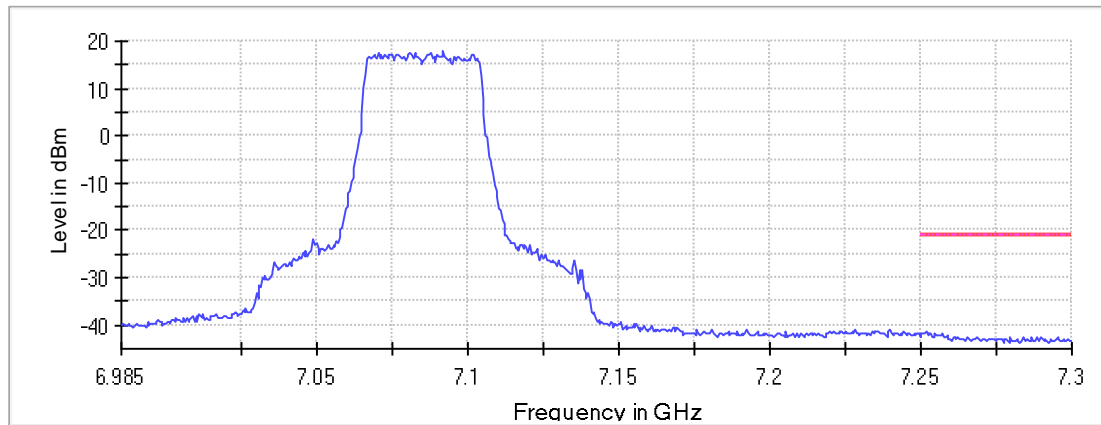
Frequency (MHz)	Level (dBm)	Margin (dB)	Limit (dBm)
-----------------	-------------	-------------	-------------

7251.750000	-41.4	20.2	-21.2
7254.750000	-41.6	20.4	-21.2
7251.250000	-41.7	20.5	-21.2
7253.250000	-41.7	20.5	-21.2
7257.250000	-41.8	20.6	-21.2
7250.250000	-41.9	20.7	-21.2
7250.750000	-41.9	20.7	-21.2
7252.750000	-41.9	20.7	-21.2
7256.250000	-42.0	20.8	-21.2
7252.250000	-42.0	20.8	-21.2
7255.750000	-42.0	20.8	-21.2
7255.250000	-42.1	20.9	-21.2
7258.750000	-42.2	21.0	-21.2
7256.750000	-42.3	21.1	-21.2
7283.750000	-42.4	21.2	-21.2

Measurement Settings

Start Frequency (MHz)	Stop Frequency (MHz)	Pre Measurement	Final Measurement
6985.000000	7300.000000	1	1

Restricted Band



— Limit - - - - Threshold × Critical × Final Critical — Sum Level

Emissions in restricted frequency bands (Average) (7025 MHz; 24.000 dBm; 80 MHz)

Result

DUT Frequency (MHz)	Result
7025.000000	PASS

Final measurements

Frequency (MHz)	Level Pre Measurement (dBm)	level (dBm)	Limit (dBm)	Margin (dB)	Result
---	---	---	---	---	---

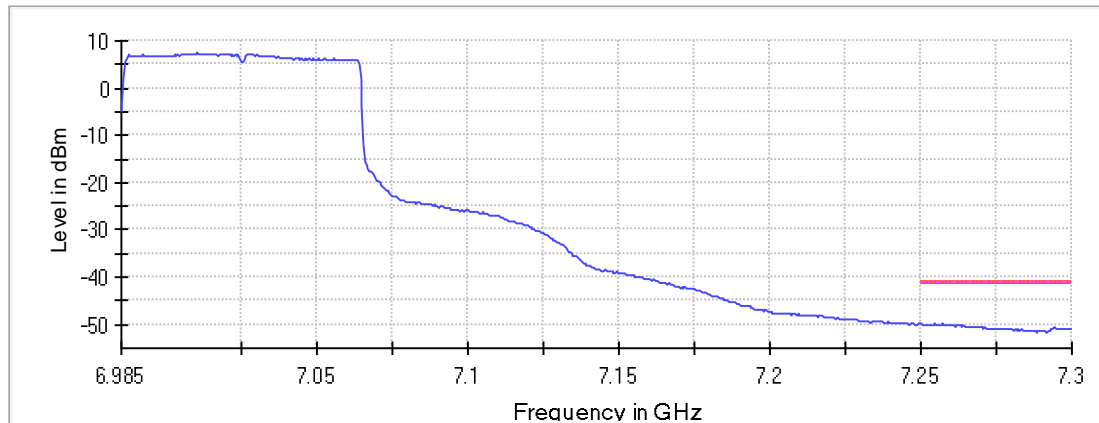
Pre Measurements

Frequency (MHz)	Level (dBm)	Margin (dB)	Limit (dBm)
7257.250000	-49.8	8.6	-41.2
7254.750000	-49.9	8.7	-41.2
7250.250000	-49.9	8.7	-41.2
7251.250000	-49.9	8.7	-41.2
7251.750000	-50.0	8.8	-41.2
7259.250000	-50.0	8.8	-41.2
7253.250000	-50.0	8.8	-41.2
7261.750000	-50.1	8.9	-41.2
7262.250000	-50.1	8.9	-41.2
7250.750000	-50.1	8.9	-41.2
7256.250000	-50.1	8.9	-41.2
7253.750000	-50.1	8.9	-41.2
7255.250000	-50.1	8.9	-41.2
7252.250000	-50.1	8.9	-41.2
7256.750000	-50.1	8.9	-41.2

Measurement Settings

Start Frequency (MHz)	Stop Frequency (MHz)	Pre Measurement	Final Measurement
6985.000000	7300.000000	1	1

Restricted Band



Emissions in restricted frequency bands (Peak) (7025 MHz; 24.000 dBm; 80 MHz)

Result

DUT Frequency (MHz)	Result
7025.000000	PASS

Final measurements

Frequency (MHz)	Level Pre Measurement (dBm)	level (dBm)	Limit (dBm)	Margin (dB)	Result
---	---	---	---	---	---

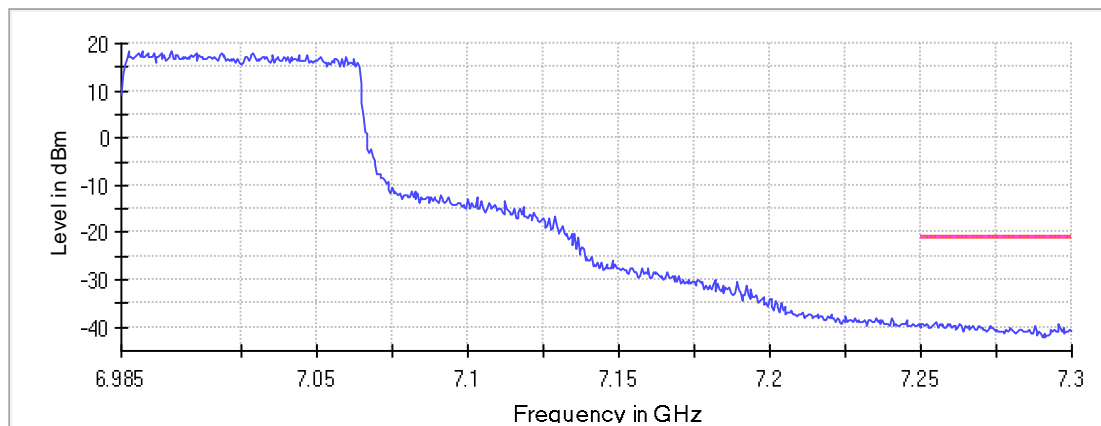
Pre Measurements

Frequency (MHz)	Level (dBm)	Margin (dB)	Limit (dBm)
7255.250000	-38.9	17.7	-21.2
7256.250000	-39.1	17.9	-21.2
7250.750000	-39.2	18.0	-21.2
7258.750000	-39.2	18.0	-21.2
7257.250000	-39.2	18.0	-21.2
7262.750000	-39.2	18.0	-21.2
7254.250000	-39.3	18.1	-21.2
7250.250000	-39.3	18.1	-21.2
7295.750000	-39.4	18.2	-21.2
7254.750000	-39.4	18.2	-21.2
7259.750000	-39.5	18.3	-21.2
7251.750000	-39.5	18.3	-21.2
7263.250000	-39.5	18.3	-21.2
7263.750000	-39.6	18.4	-21.2
7267.250000	-39.6	18.4	-21.2

Measurement Settings

Start Frequency (MHz)	Stop Frequency (MHz)	Pre Measurement	Final Measurement
6985.000000	7300.000000	1	1

Restricted Band



Emissions in restricted frequency bands (Average) (6985 MHz; 24.000 dBm; 160 MHz)

Result

DUT Frequency (MHz)	Result
6985.000000	PASS

Final measurements

Frequency (MHz)	Level Pre Measurement (dBm)	level (dBm)	Limit (dBm)	Margin (dB)	Result
-----------------	-----------------------------	-------------	-------------	-------------	--------

---	---	---	---	---	---
-----	-----	-----	-----	-----	-----

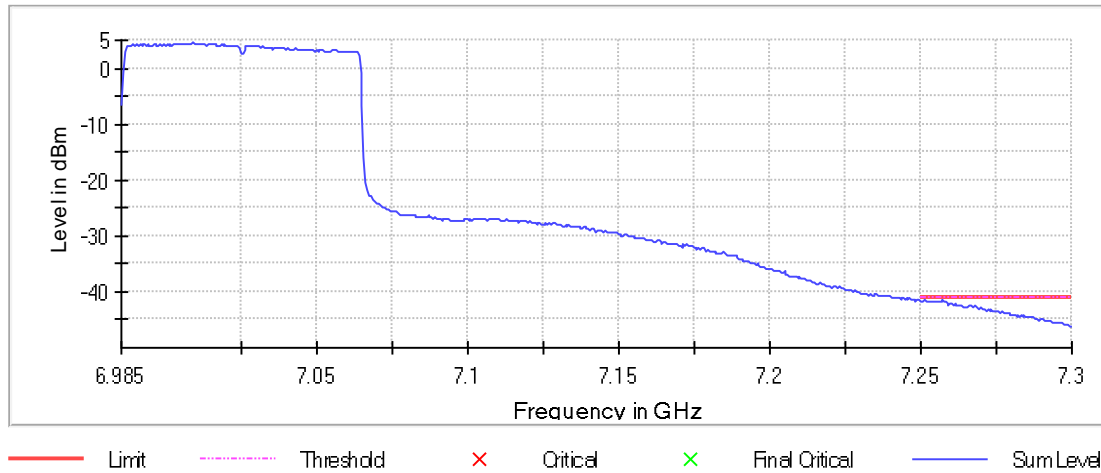
Pre Measurements

Frequency (MHz)	Level (dBm)	Margin (dB)	Limit (dBm)
7257.250000	-41.5	0.3	-41.2
7251.250000	-41.6	0.4	-41.2
7253.250000	-41.6	0.4	-41.2
7250.250000	-41.6	0.4	-41.2
7254.750000	-41.6	0.4	-41.2
7253.750000	-41.7	0.5	-41.2
7252.250000	-41.7	0.5	-41.2
7250.750000	-41.7	0.5	-41.2
7255.250000	-41.7	0.5	-41.2
7252.750000	-41.8	0.6	-41.2
7256.250000	-41.8	0.6	-41.2
7254.250000	-41.8	0.6	-41.2
7257.750000	-41.8	0.6	-41.2
7256.750000	-41.8	0.6	-41.2
7255.750000	-41.8	0.6	-41.2

Measurement Settings

Start Frequency (MHz)	Stop Frequency (MHz)	Pre Measurement	Final Measurement
6985.000000	7300.000000	1	1

Restricted Band



Emissions in restricted frequency bands (Peak) (6985 MHz; 24.000 dBm; 160 MHz)

Result

DUT Frequency (MHz)	Result
6985.000000	PASS

Final measurements

Frequency (MHz)	Level Pre Measurement (dBm)	level (dBm)	Limit (dBm)	Margin (dB)	Result
---	---	---	---	---	---

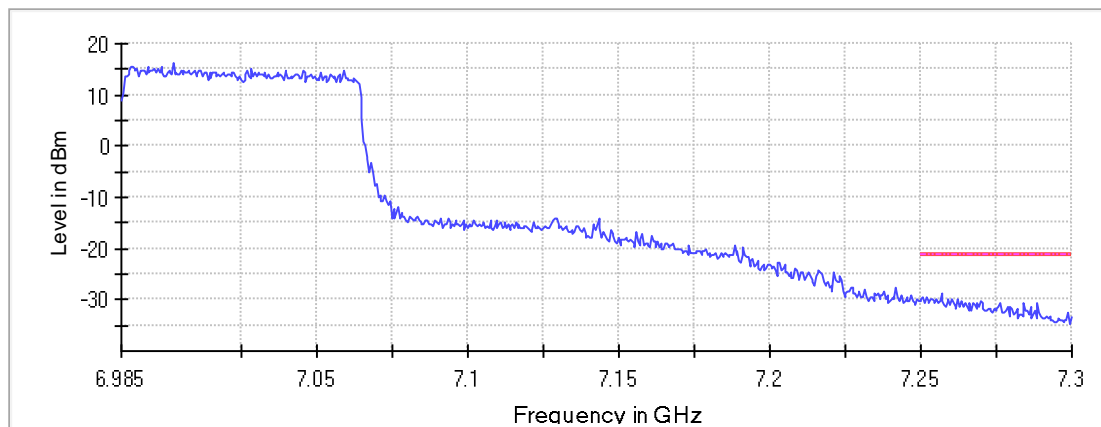
Pre Measurements

Frequency (MHz)	Level (dBm)	Margin (dB)	Limit (dBm)
7256.750000	-28.6	7.4	-21.2
7250.750000	-29.3	8.1	-21.2
7251.750000	-29.6	8.4	-21.2
7259.250000	-29.7	8.5	-21.2
7262.250000	-29.7	8.5	-21.2
7253.750000	-29.9	8.7	-21.2
7253.250000	-29.9	8.7	-21.2
7255.250000	-29.9	8.7	-21.2
7260.250000	-29.9	8.7	-21.2
7250.250000	-30.0	8.8	-21.2
7257.250000	-30.1	8.9	-21.2
7254.250000	-30.1	8.9	-21.2
7269.750000	-30.2	9.0	-21.2
7263.250000	-30.2	9.0	-21.2
7256.250000	-30.3	9.1	-21.2

Measurement Settings

Start Frequency (MHz)	Stop Frequency (MHz)	Pre Measurement	Final Measurement
6985.000000	7300.000000	1	1

Restricted Band



— Limit
 - - - Threshold
 × Critical
 × Final Critical
 — Sum Level

Emissions in restricted frequency bands (Average) (6905 MHz; 24.000 dBm; 320 MHz)

Result

DUT Frequency (MHz)	Result
6905.000000	PASS

Final measurements

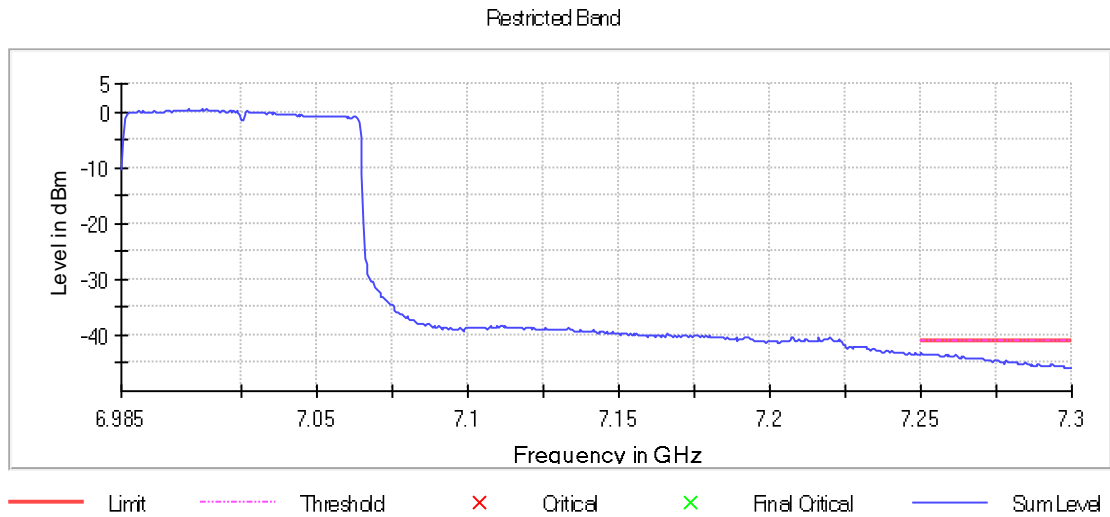
Frequency (MHz)	Level Pre Measurement (dBm)	level (dBm)	Limit (dBm)	Margin (dB)	Result
---	---	---	---	---	---

Pre Measurements

Frequency (MHz)	Level (dBm)	Margin (dB)	Limit (dBm)
7250.250000	-43.2	2.0	-41.2
7250.750000	-43.4	2.2	-41.2
7254.250000	-43.4	2.2	-41.2
7253.750000	-43.4	2.2	-41.2
7253.250000	-43.5	2.3	-41.2
7255.750000	-43.5	2.3	-41.2
7251.750000	-43.5	2.3	-41.2
7258.250000	-43.5	2.3	-41.2
7252.250000	-43.5	2.3	-41.2
7251.250000	-43.5	2.3	-41.2
7252.750000	-43.5	2.3	-41.2
7261.250000	-43.5	2.3	-41.2
7255.250000	-43.5	2.3	-41.2
7261.750000	-43.5	2.3	-41.2
7259.250000	-43.6	2.4	-41.2

Measurement Settings

Start Frequency (MHz)	Stop Frequency (MHz)	Pre Measurement	Final Measurement
6985.000000	7300.000000	1	1



Emissions in restricted frequency bands (Peak) (6905 MHz; 24.000 dBm; 320 MHz)

Result

DUT Frequency (MHz)	Result
6905.000000	PASS

Final measurements

Frequency (MHz)	Level Pre Measurement (dBm)	level (dBm)	Limit (dBm)	Margin (dB)	Result
---	---	---	---	---	---

Pre Measurements

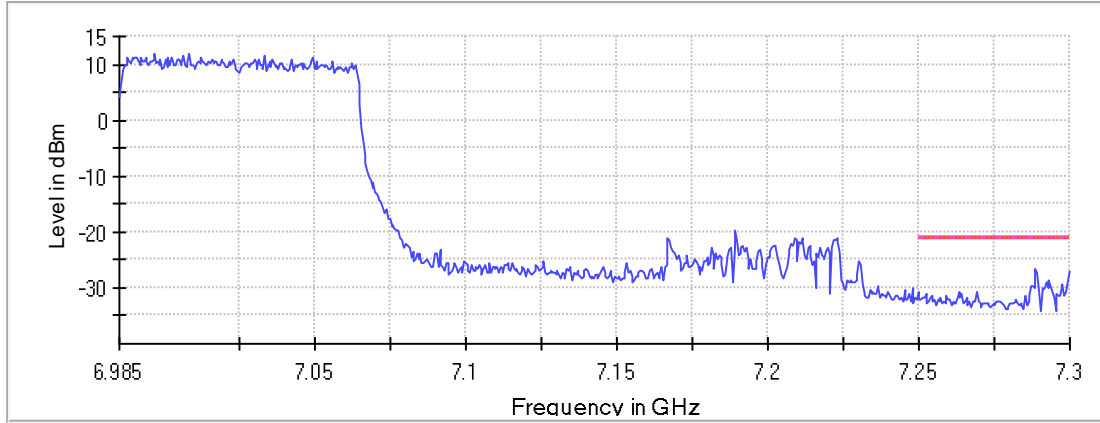
Frequency (MHz)	Level (dBm)	Margin (dB)	Limit (dBm)
7288.750000	-26.6	5.4	-21.2
7299.750000	-27.1	5.9	-21.2
7300.000000	-27.1	5.9	-21.2
7289.250000	-27.4	6.2	-21.2
7299.250000	-28.6	7.4	-21.2
7293.250000	-28.8	7.6	-21.2
7292.250000	-29.1	7.9	-21.2
7297.750000	-29.4	8.2	-21.2
7287.750000	-29.7	8.5	-21.2
7293.750000	-29.7	8.5	-21.2
7297.250000	-29.7	8.5	-21.2
7287.250000	-29.8	8.6	-21.2
7291.750000	-29.9	8.7	-21.2
7288.250000	-30.0	8.8	-21.2
7290.750000	-30.0	8.8	-21.2

Measurement Settings

Start Frequency (MHz)	Stop Frequency (MHz)	Pre Measurement	Final Measurement
-----------------------	----------------------	-----------------	-------------------

6985.000000	7300.000000	1	1
-------------	-------------	---	---

Restricted Band



— Limit - - - - - Threshold × Critical × Final Critical — Sum Level

2.3 PSD

Summary

Test	Frequency (MHz)	Nominal Power (dBm)	Nominal Bandwidth (MHz)	Result
Power Spectral Density (SA-2)	6895.000	24.0	20.000000	PASS
Power Spectral Density (SA-2)	7015.000	24.0	20.000000	PASS
Power Spectral Density (SA-2)	7115.000	24.0	20.000000	PASS
Power Spectral Density (SA-2)	6925.000	24.0	40.000000	PASS
Power Spectral Density (SA-2)	7005.000	24.0	40.000000	PASS
Power Spectral Density (SA-2)	7085.000	24.0	40.000000	PASS
Power Spectral Density (SA-2)	6945.000	24.0	80.000000	PASS
Power Spectral Density (SA-2)	7025.000	24.0	80.000000	PASS
Power Spectral Density (SA-2)	6985.000	24.0	160.000000	PASS
Power Spectral Density (SA-2)	6905.000	24.0	320.000000	PASS

Power Spectral Density (SA-2) (6895 MHz; 24.000 dBm; 20 MHz)

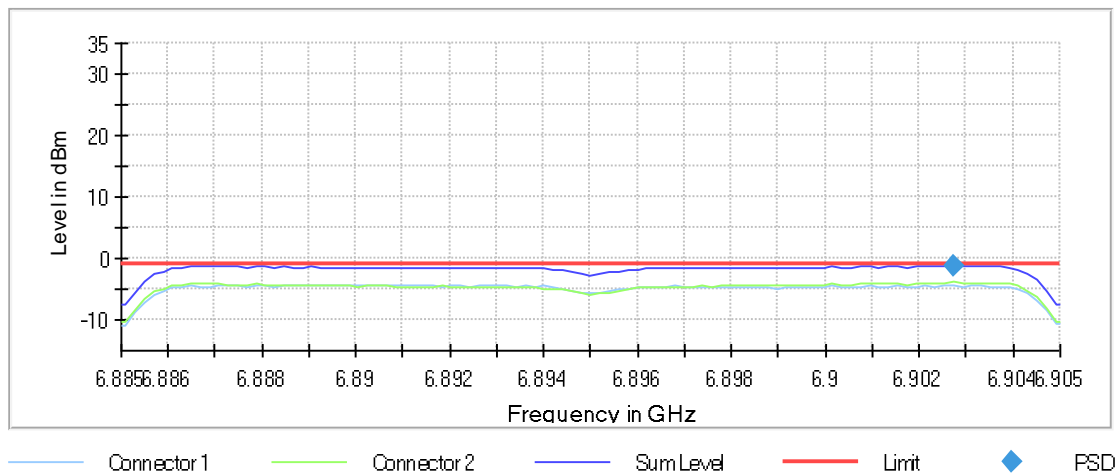
Result

DUT Frequency (MHz)	Frequency (MHz)	PSD (dBm)	Limit Max (dBm)	Result
6895.000000	6902.722772	-1.165	-0.8	PASS

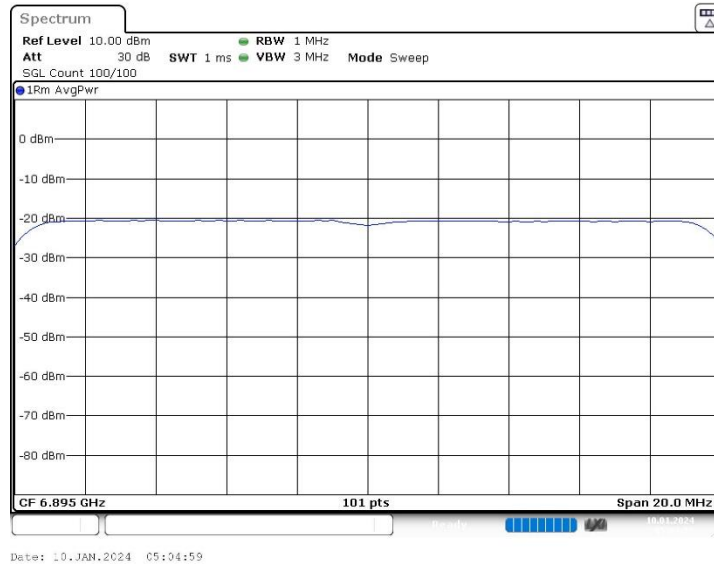
Ports

Port	State
1	used
2	used

Power Spectral Density (SA-2)

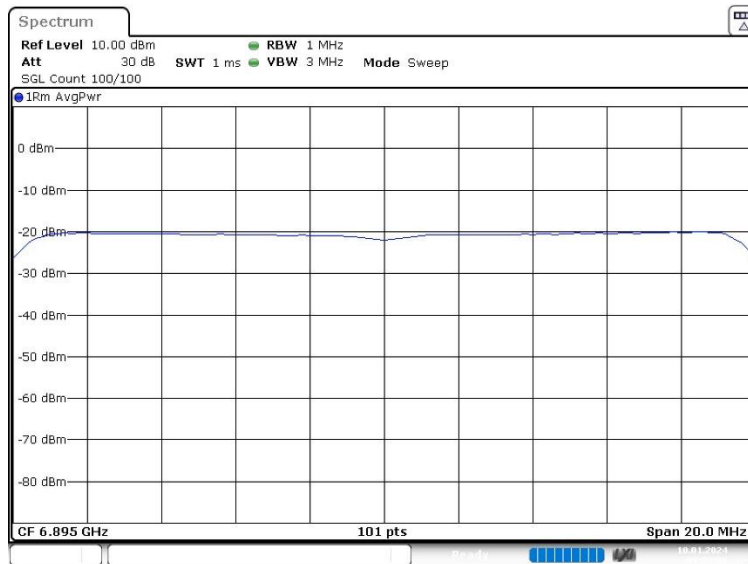


PSD Connector 1



Date: 10.JAN.2024 05:04:59

PSD Connector 2



Date: 10.JAN.2024 05:05:03

Measurement

Setting	Instrument Value	Target Value
Start Frequency	6.88500 GHz	6.88500 GHz
Stop Frequency	6.90500 GHz	6.90500 GHz
Span	20.000 MHz	20.000 MHz
RBW	1.000 MHz	<= 1.000 MHz
VBW	3.000 MHz	>= 3.000 MHz
SweepPoints	101	~ 40
Sweeptime	1.000 ms	AUTO

Reference Level	10.000 dBm	10.000 dBm
Attenuation	30.000 dB	AUTO
Detector	RMS	RMS
SweepCount	100	100
Filter	3 dB	3 dB
Trace Mode	Average Power	Average Power
SweepType	Sweep	Sweep
Preamp	off	off

Power Spectral Density (SA-2) (7015 MHz; 24.000 dBm; 20 MHz)

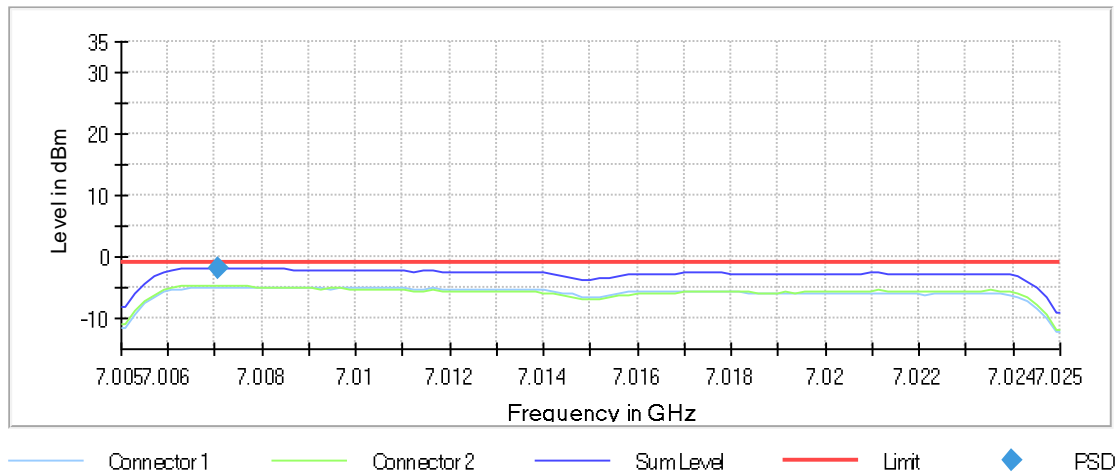
Result

DUT Frequency (MHz)	Frequency (MHz)	PSD (dBm)	Limit Max (dBm)	Result
7015.000000	7007.079208	-1.780	-0.8	PASS

Ports

Port	State
1	used
2	used

Power Spectral Density (SA-2)



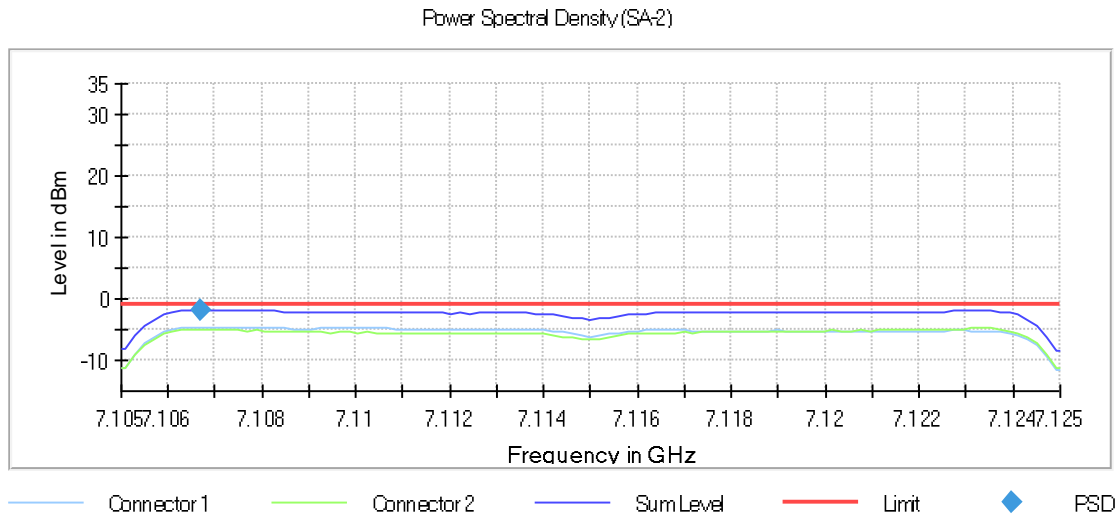
Power Spectral Density (SA-2) (7115 MHz; 24.000 dBm; 20 MHz)

Result

DUT Frequency (MHz)	Frequency (MHz)	PSD (dBm)	Limit Max (dBm)	Result
7115.000000	7106.683168	-1.773	-0.8	PASS

Ports

Port	State
1	used
2	used



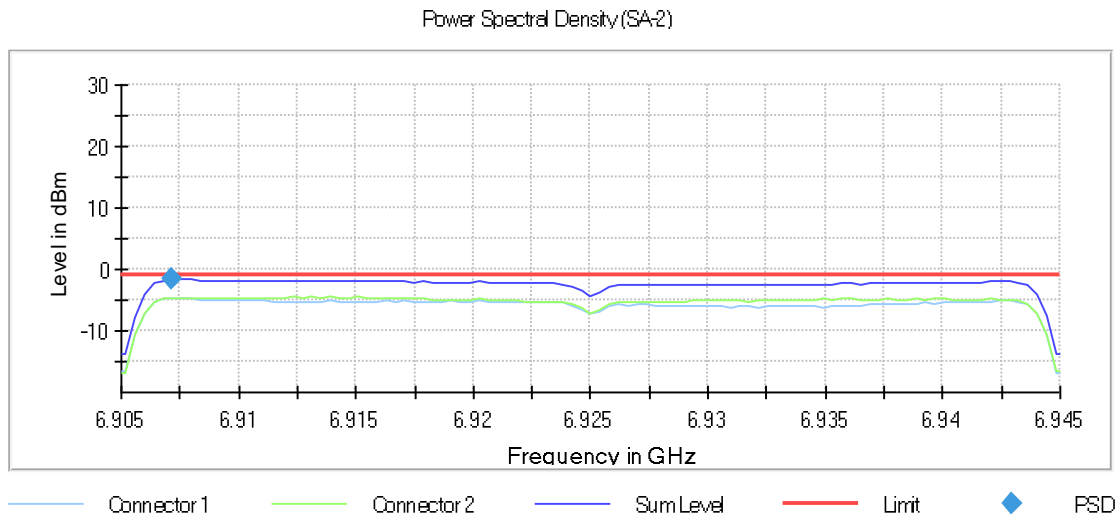
Power Spectral Density (SA-2) (6925 MHz; 24.000 dBm; 40 MHz)

Result

DUT Frequency (MHz)	Frequency (MHz)	PSD (dBm)	Limit Max (dBm)	Result
6925.000000	6907.178218	-1.608	-0.8	PASS

Ports

Port	State
1	used
2	used



Power Spectral Density (SA-2) (7005 MHz; 24.000 dBm; 40 MHz)

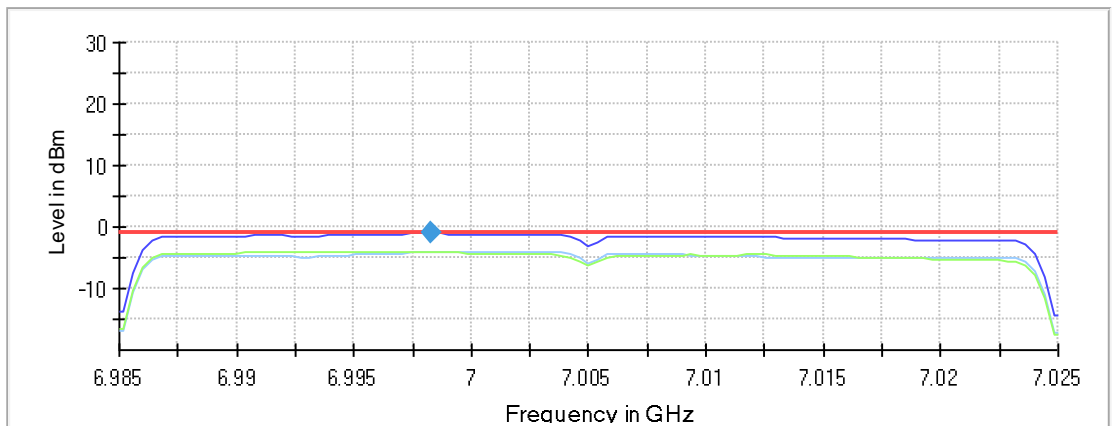
Result

DUT Frequency (MHz)	Frequency (MHz)	PSD (dBm)	Limit Max (dBm)	Result
7005.000000	6998.267327	-1.032	-0.8	PASS

Ports

Port	State
1	used
2	used

Power Spectral Density (SA-2)



Connector 1 Connector 2 SumLevel Limit PSD

Power Spectral Density (SA-2) (7085 MHz; 24.000 dBm; 40 MHz)

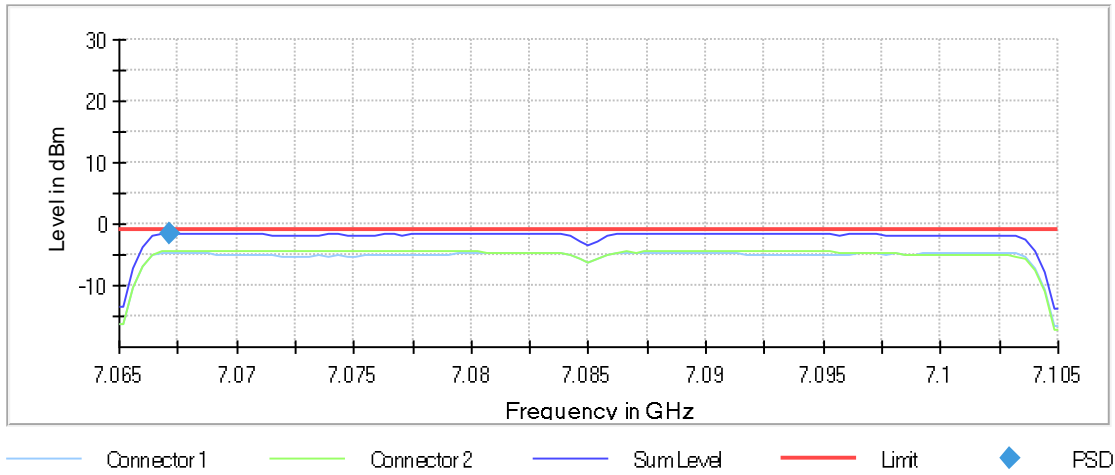
Result

DUT Frequency (MHz)	Frequency (MHz)	PSD (dBm)	Limit Max (dBm)	Result
7085.000000	7067.178218	-1.474	-0.8	PASS

Ports

Port	State
1	used
2	used

Power Spectral Density (SA-2)



Power Spectral Density (SA-2) (6945 MHz; 24.000 dBm; 80 MHz)

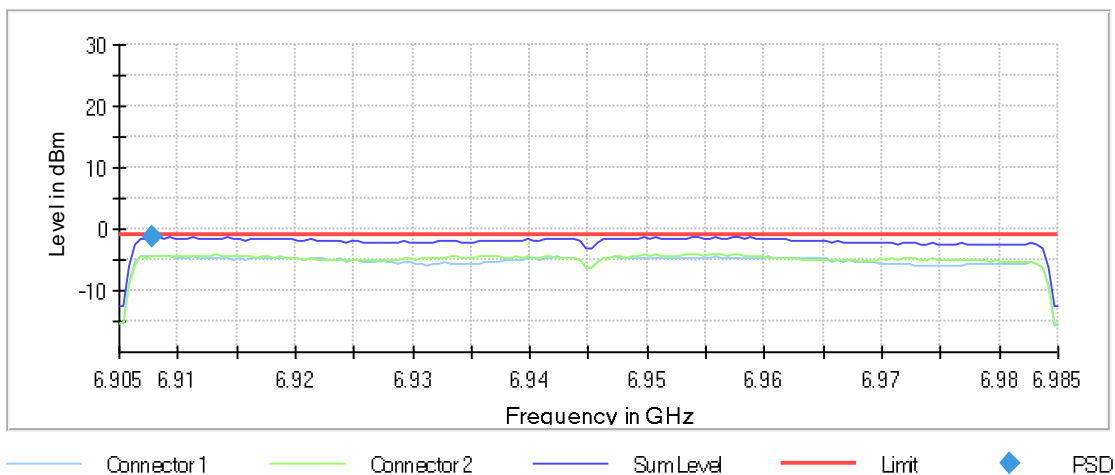
Result

DUT Frequency (MHz)	Frequency (MHz)	PSD (dBm)	Limit Max (dBm)	Result
6945.000000	6907.750000	-1.300	-0.8	PASS

Ports

Port	State
1	used
2	used

Power Spectral Density (SA-2)



Power Spectral Density (SA-2) (7025 MHz; 24.000 dBm; 80 MHz)

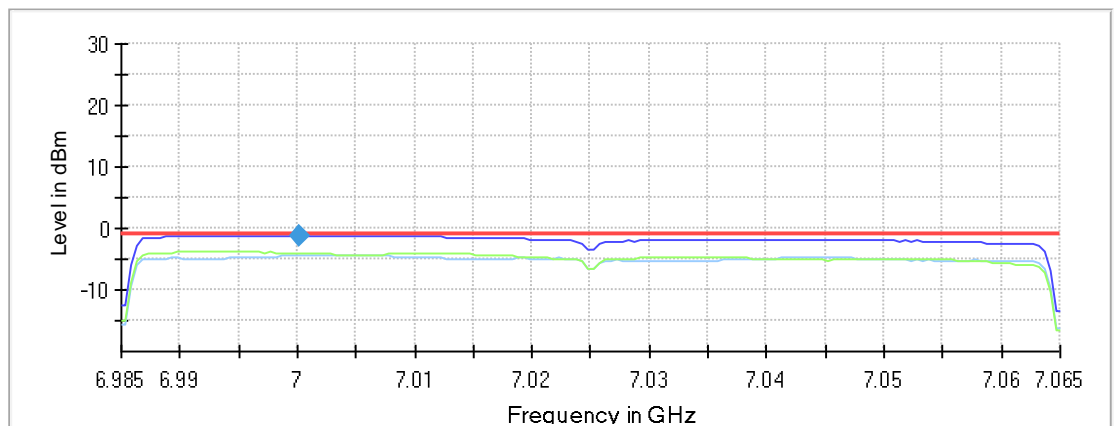
Result

DUT Frequency (MHz)	Frequency (MHz)	PSD (dBm)	Limit Max (dBm)	Result
7025.000000	7000.250000	-1.136	-0.8	PASS

Ports

Port	State
1	used
2	used

Power Spectral Density (SA-2)



— Connector 1 — Connector 2 — SumLevel — Limit ◆ PSD

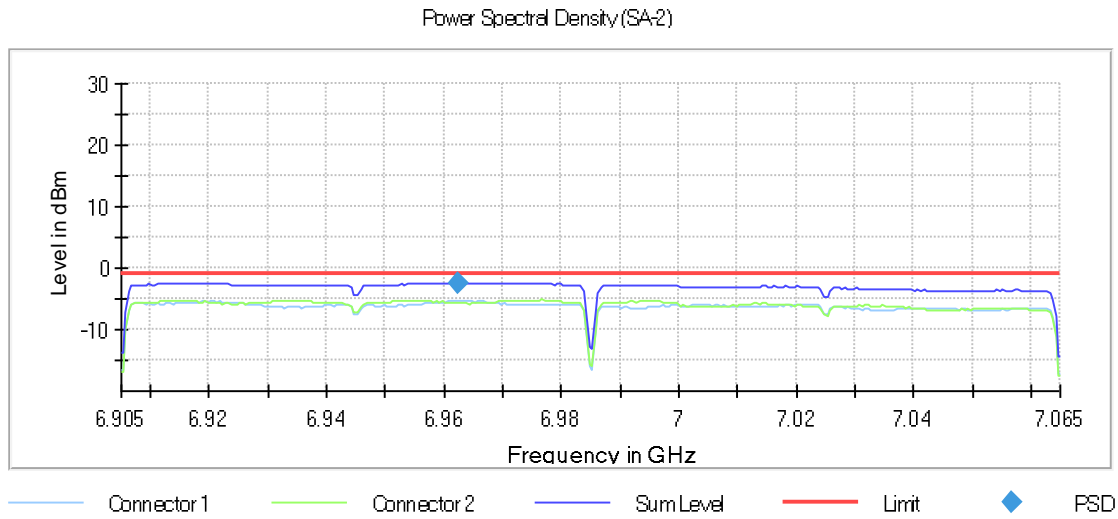
Power Spectral Density (SA-2) (6985 MHz; 24.000 dBm; 160 MHz)

Result

DUT Frequency (MHz)	Frequency (MHz)	PSD (dBm)	Limit Max (dBm)	Result
6985.000000	6962.250000	-2.435	-0.8	PASS

Ports

Port	State
1	used
2	used



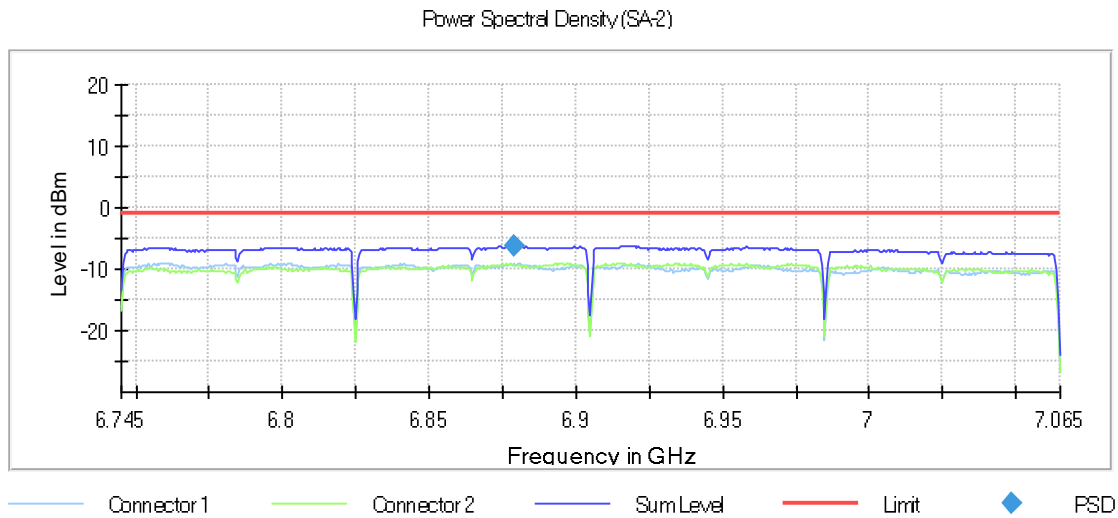
Power Spectral Density (SA-2) (6905 MHz; 24.000 dBm; 320 MHz)

Result

DUT Frequency (MHz)	Frequency (MHz)	PSD (dBm)	Limit Max (dBm)	Result
6905.000000	6878.750000	-6.169	-0.8	PASS

Ports

Port	State
1	used
2	used



-- End of Report --