

Summary

Test	Frequency (MHz)	Nominal Power (dBm)	Nominal Bandwidth (MHz)	Result
Emission Bandwidth 26 dB	5745.000	24.0	20.000000	PASS
RF output power	5745.000	24.0	20.000000	PASS
Power Spectral Density	5745.000	24.0	20.000000	PASS
Minimum Emission Bandwidth 6 dB	5745.000	24.0	20.000000	PASS
Occupied Channel Bandwidth 99%	5745.000	24.0	20.000000	PASS
Frequency Error	5745.000	24.0	20.000000	PASS
Tx Spurious Emission	5745.000	24.0	20.000000	PASS
Emission Bandwidth 26 dB	5775.000	24.0	20.000000	PASS
Minimum Emission Bandwidth 6 dB	5775.000	24.0	20.000000	PASS
Occupied Channel Bandwidth 99%	5775.000	24.0	20.000000	PASS
Frequency Error	5775.000	24.0	20.000000	PASS
Tx Spurious Emission	5775.000	24.0	20.000000	PASS
Emission Bandwidth 26 dB	5825.000	24.0	20.000000	PASS
RF output power	5825.000	24.0	20.000000	PASS
Power Spectral Density	5825.000	24.0	20.000000	PASS
Minimum Emission Bandwidth 6 dB	5825.000	24.0	20.000000	PASS
Occupied Channel Bandwidth 99%	5825.000	24.0	20.000000	PASS
Frequency Error	5825.000	24.0	20.000000	PASS
Tx Spurious Emission	5825.000	24.0	20.000000	PASS
Emission Bandwidth 26 dB	5755.000	24.0	40.000000	PASS
Minimum Emission Bandwidth 6 dB	5755.000	24.0	40.000000	PASS
Occupied Channel Bandwidth 99%	5755.000	24.0	40.000000	PASS
Tx Spurious Emission	5755.000	24.0	40.000000	PASS
Emission Bandwidth 26 dB	5775.000	24.0	40.000000	PASS
Minimum Emission Bandwidth 6 dB	5775.000	24.0	40.000000	PASS
Occupied Channel Bandwidth 99%	5775.000	24.0	40.000000	PASS
Tx Spurious Emission	5775.000	24.0	40.000000	PASS
Emission Bandwidth 26 dB	5795.000	24.0	40.000000	PASS
Minimum Emission Bandwidth 6 dB	5795.000	24.0	40.000000	PASS
Occupied Channel Bandwidth 99%	5795.000	24.0	40.000000	PASS
Tx Spurious Emission	5795.000	24.0	40.000000	PASS
Emission Bandwidth 26 dB	5775.000	24.0	80.000000	PASS
Minimum Emission Bandwidth 6 dB	5775.000	24.0	80.000000	PASS
Occupied Channel Bandwidth 99%	5775.000	24.0	80.000000	PASS
Tx Spurious Emission	5775.000	24.0	80.000000	PASS

Emission Bandwidth 26 dB (5745 MHz; 24.000 dBm; 20 MHz)

Customized settings.

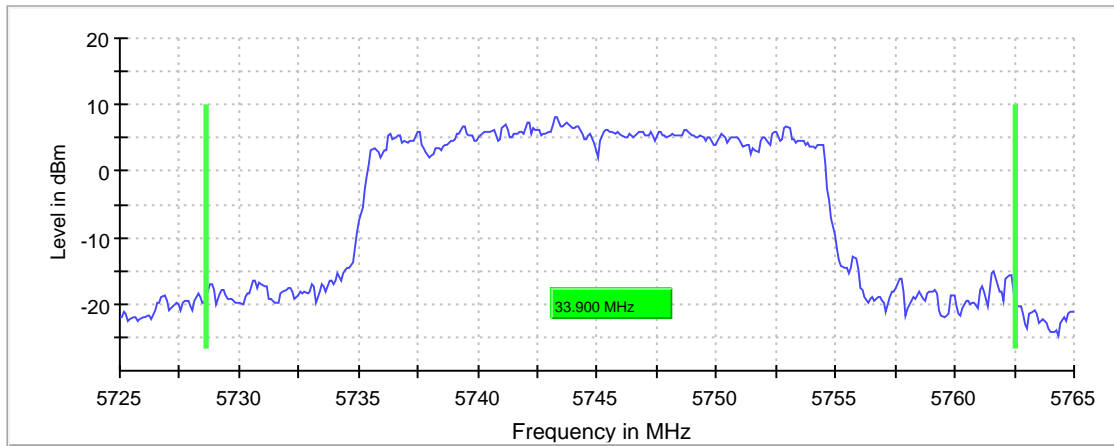
26 dB Bandwidth

DUT Frequency (MHz)	Bandwidth (MHz)	Limit Min (MHz)	Limit Max (MHz)	Band Edge Left (MHz)	Band Edge Right (MHz)
5745.000000	33.900000	---	---	5728.650000	5762.550000

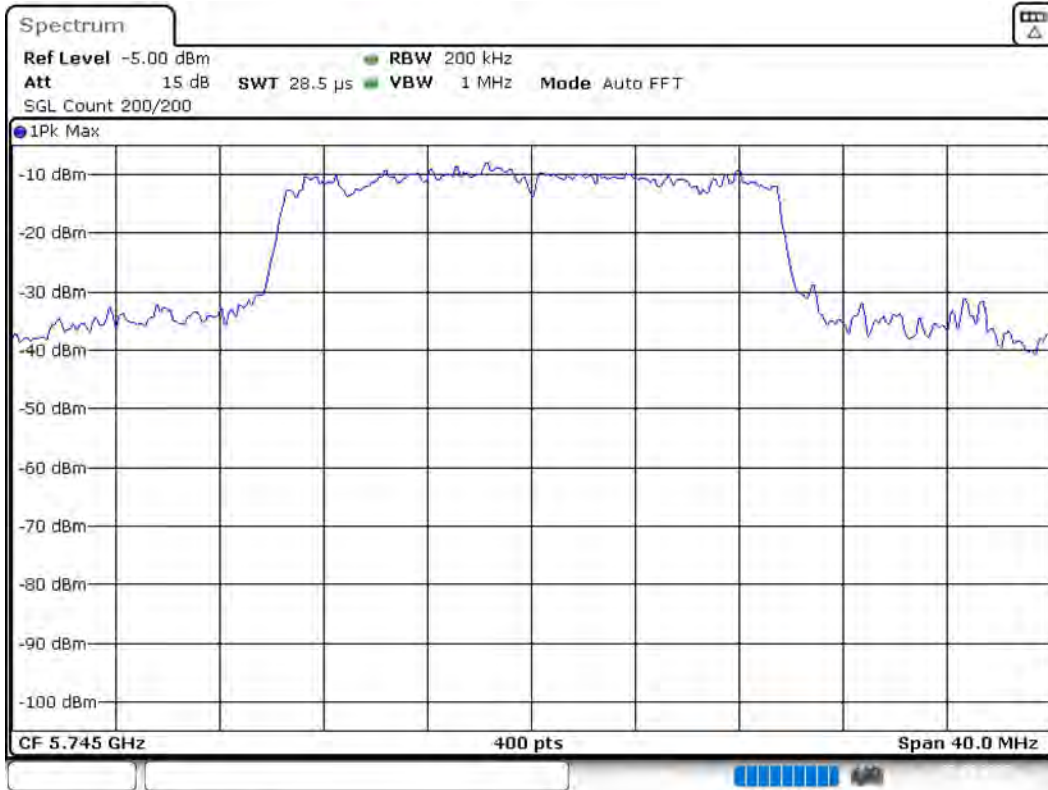
(continuation of the "26 dB Bandwidth" table from column 6 ...)

DUT Frequency (MHz)	Max Level (dBm)	Result
5745.000000	8.0	PASS

26 dB Bandwidth



Bandwidth



Date: 7_AUG.2020 15:35:22

Measurement

Setting	Instrument Value	Target Value
Start Frequency	5.72500 GHz	5.72500 GHz
Stop Frequency	5.76500 GHz	5.76500 GHz
Span	40.000 MHz	40.000 MHz
RBW	200.000 kHz	~ 200.000 kHz
VBW	1.000 MHz	>= 600.000 kHz
SweepPoints	400	~ 400
Sweeptime	28.477 μs	AUTO
Reference Level	-5.000 dBm	-5.000 dBm
Attenuation	15.000 dB	AUTO
Detector	MaxPeak	MaxPeak
SweepCount	200	200
Filter	3 dB	3 dB
Trace Mode	Max Hold	Max Hold
Sweeptype	FFT	AUTO
Preamp	off	off

RF output power (5745 MHz; 24.000 dBm; 20 MHz)

Customized settings.

Result

DUT Frequency (MHz)	Gated RMS (dBm)	Limit Max (dBm)	Gated EIRP (dBm)	DutyCycle (%)	Result
5745.000000	26.6	---	26.6	90.878	PASS

OSP PowerMeter settings

Setting	Instrument Value	Target Value
Measurement Time	1.000 s	1.000 s
Points	1000000	1000000
Time resolution	1.000 μ s	1.000 μ s

Power Spectral Density (5745 MHz; 24.000 dBm; 20 MHz)

Customized settings.

Result

DUT Frequency (MHz)	Frequency (MHz)	PSD (dBm)	Limit Max (dBm)	Result
5745.000000	5745.792079	10.305	30.0	PASS

Ports

Port	State
1	used
2	used
3	used
4	used

Measurement

Setting	Instrument Value	Target Value
Start Frequency	5.73500 GHz	5.73500 GHz
Stop Frequency	5.75500 GHz	5.75500 GHz
Span	20.000 MHz	20.000 MHz
RBW	500.000 kHz	<= 500.000 kHz
VBW	2.000 MHz	>= 1.500 MHz
SweepPoints	101	~ 80
Sweeptime	2.020 ms	2.020 ms
Reference Level	20.000 dBm	20.000 dBm
Attenuation	40.000 dB	AUTO
Detector	RMS	RMS
SweepCount	100	100
Filter	3 dB	3 dB
Trace Mode	Max Hold	Max Hold
SweepType	FFT	AUTO
Preamp	off	off
Stablemode	Trace	Trace
Stablevalue	0.30 dB	0.30 dB
Run	4 / max. 15	max. 15
Stable	3 / 3	3
Max Stable Difference	0.00 dB	0.30 dB

Minimum Emission Bandwidth 6 dB (5745 MHz; 24.000 dBm; 20 MHz)

Customized settings.

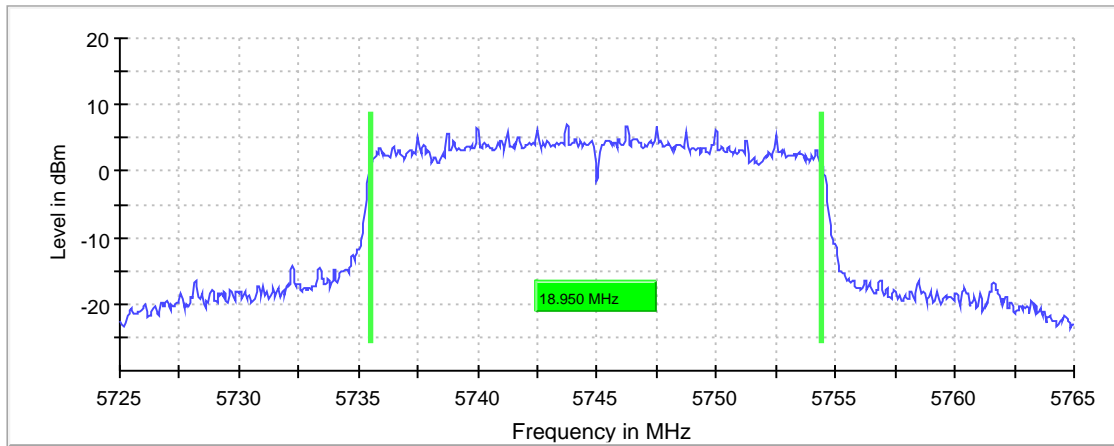
6 dB Bandwidth

DUT Frequency (MHz)	Bandwidth (MHz)	Limit Min (MHz)	Limit Max (MHz)	Band Edge Left (MHz)	Band Edge Right (MHz)
5745.000000	18.950000	0.500000	---	5735.475000	5754.425000

(continuation of the "6 dB Bandwidth" table from column 6 ...)

DUT Frequency (MHz)	Max Level (dBm)	Result
5745.000000	6.9	PASS

6 dB Bandwidth



Bandwidth



Date: 7_AUG.2020 15:38:36

Measurement

Setting	Instrument Value	Target Value
Start Frequency	5.72500 GHz	5.72500 GHz
Stop Frequency	5.76500 GHz	5.76500 GHz
Span	40.000 MHz	40.000 MHz
RBW	100.000 kHz	~ 100.000 kHz
VBW	300.000 kHz	~ 300.000 kHz
SweepPoints	800	~ 800
Sweeptime	56.836 μs	AUTO
Reference Level	20.000 dBm	20.000 dBm
Attenuation	40.000 dB	AUTO
Detector	MaxPeak	MaxPeak
SweepCount	200	200
Filter	3 dB	3 dB
Trace Mode	Max Hold	Max Hold
Sweeptype	FFT	AUTO
Preamp	off	off
Stablemode	Trace	Trace
Stablevalue	0.30 dB	0.30 dB
Run	90 / max. 150	max. 150
Stable	5 / 5	5
Max Stable Difference	0.16 dB	0.30 dB

Occupied Channel Bandwidth 99% (5745 MHz; 24.000 dBm; 20 MHz)

Customized settings.

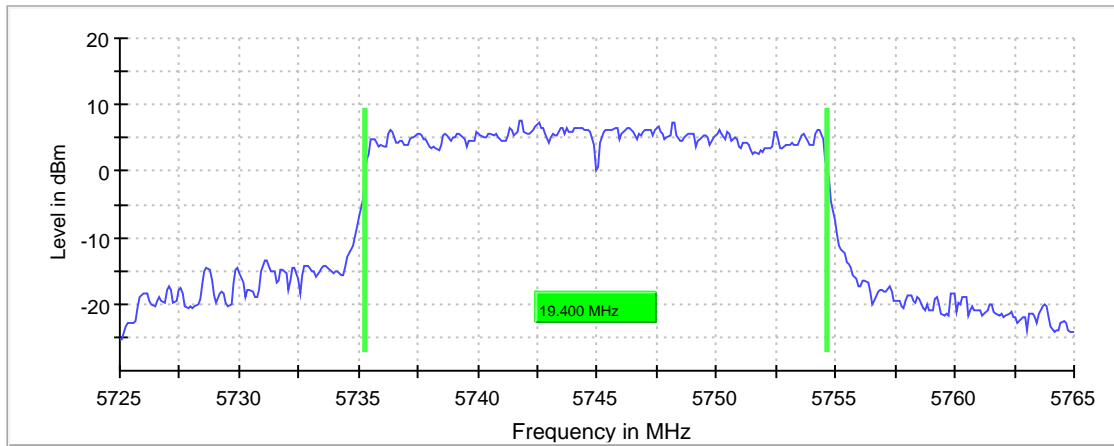
99 % Bandwidth

DUT Frequency (MHz)	Bandwidth (MHz)	Limit Min (MHz)	Limit Max (MHz)	Band Edge Left (MHz)	Band Edge Right (MHz)
5745.000000	19.400000	---	---	5735.250000	5754.650000

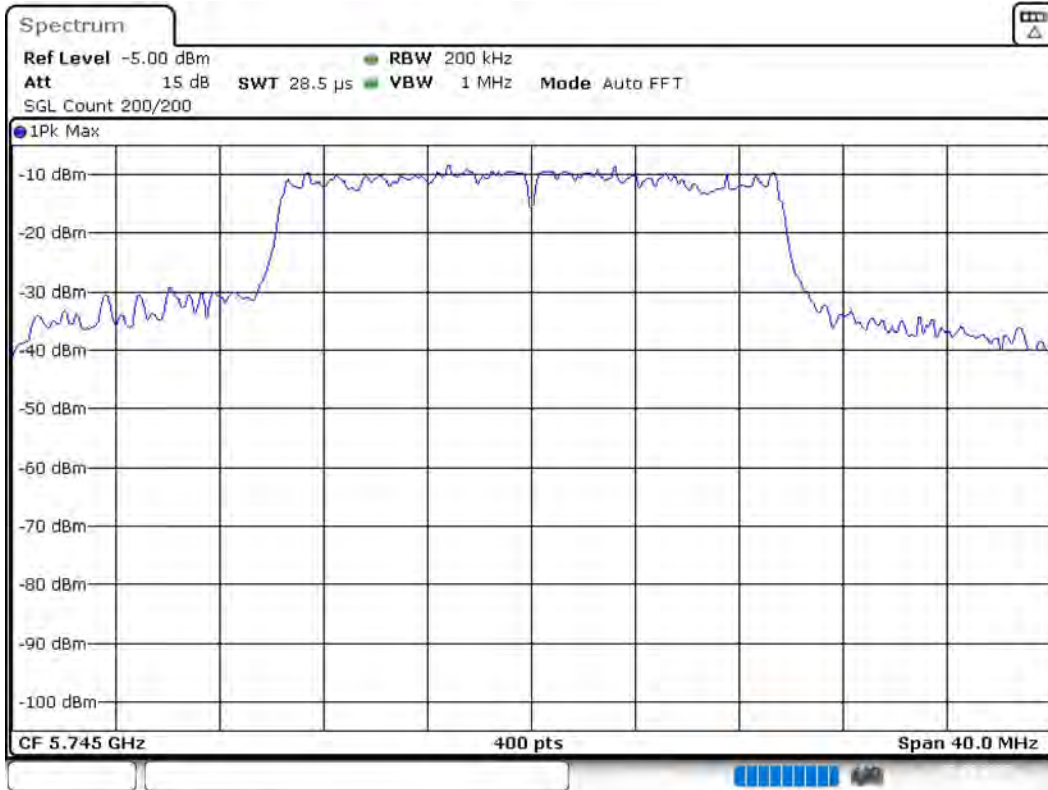
(continuation of the "99 % Bandwidth" table from column 6 ...)

DUT Frequency (MHz)	Result
5745.000000	PASS

99 % Bandwidth



Bandwidth



Date: 7_AUG.2020 15:39:30

Measurement

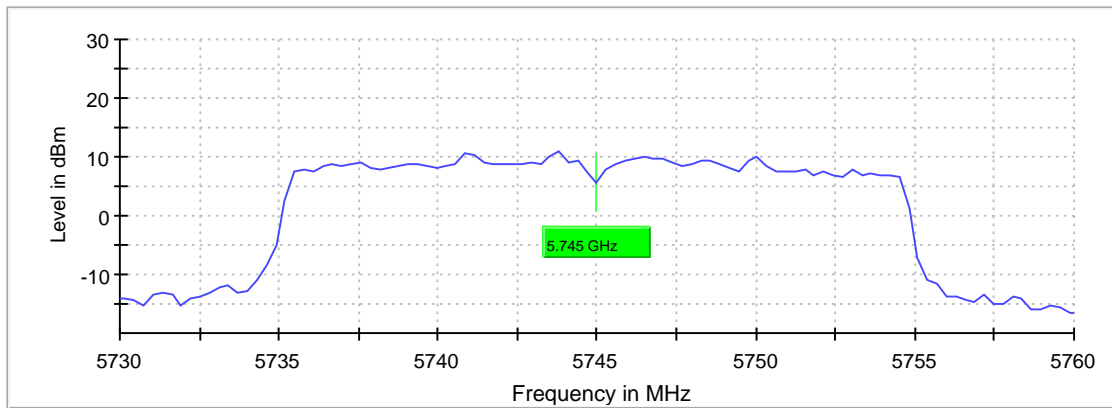
Setting	Instrument Value	Target Value
Start Frequency	5.72500 GHz	5.72500 GHz
Stop Frequency	5.76500 GHz	5.76500 GHz
Span	40.000 MHz	40.000 MHz
RBW	200.000 kHz	>= 200.000 kHz
VBW	1.000 MHz	>= 600.000 kHz
SweepPoints	400	~ 400
Sweeptime	28.477 μs	AUTO
Reference Level	-5.000 dBm	-5.000 dBm
Attenuation	15.000 dB	AUTO
Detector	MaxPeak	MaxPeak
SweepCount	200	200
Filter	3 dB	3 dB
Trace Mode	Max Hold	Max Hold
Sweeptype	FFT	AUTO
Preamp	off	off

Frequency Error (5745 MHz; 24.000 dBm; 20 MHz)

Result

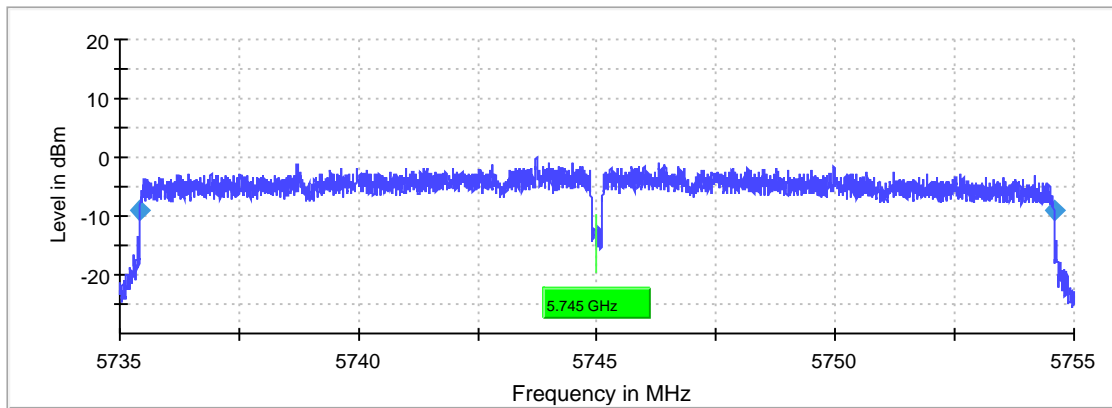
DUT Frequency (MHz)	Frequency (MHz)	Difference (ppm)	Frequency Difference (kHz)	Limit Min (MHz)	Limit Max (MHz)	Result
5745.000000	5744.999000	0.174	-1.000000	---	---	PASS

Frequency stability Pre



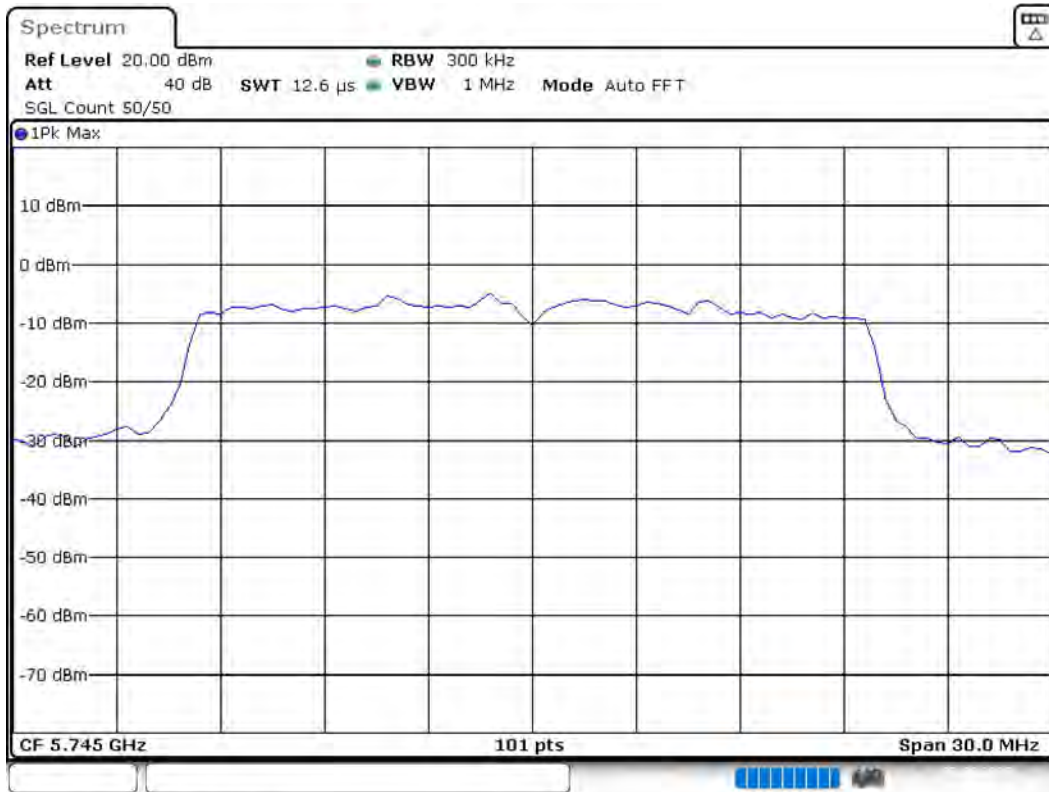
Center frequency Max Hold

Frequency stability



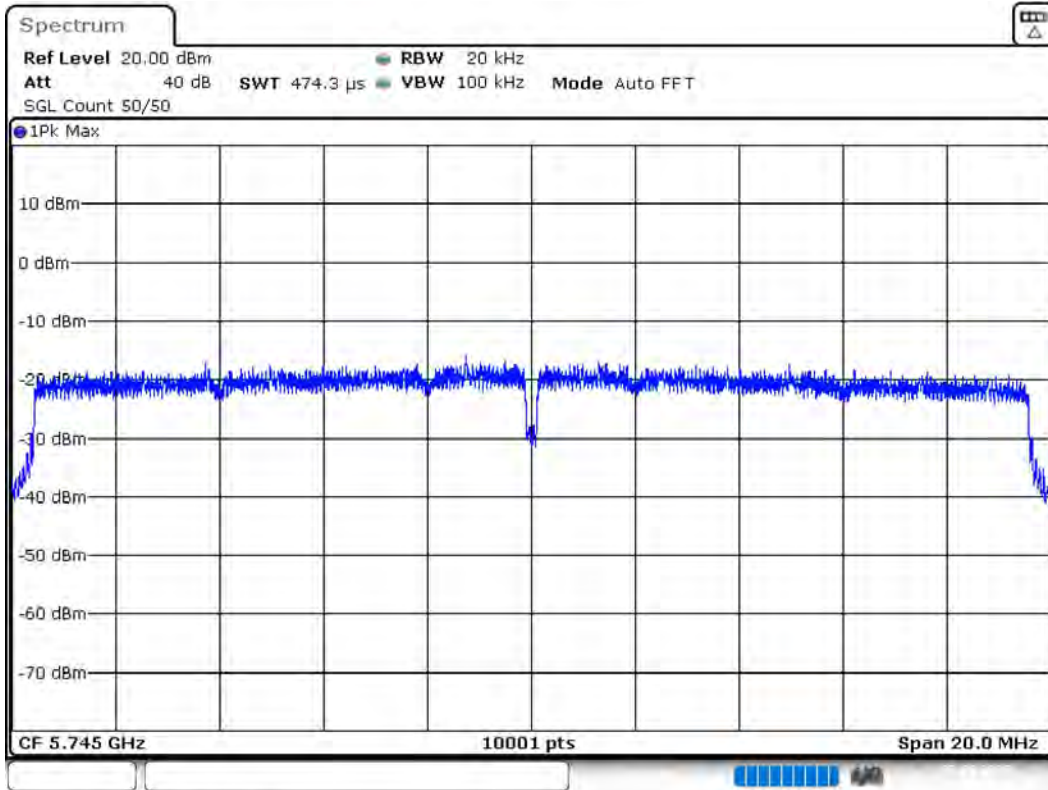
Edge points Max Hold Center frequency

Frequency stability Pre



Date: 7_AUG.2020 15:40:57

Frequency stability



Date: 7_AUG.2020 15:41:30

Measurement

Setting	Instrument Value	Target Value
Start Frequency	5.73500 GHz	5.73500 GHz
Stop Frequency	5.75500 GHz	5.75500 GHz
Span	20.000 MHz	20.000 MHz
RBW	20.000 kHz	<= 20.000 kHz
VBW	100.000 kHz	>= 60.000 kHz
SweepPoints	10001	~ 10001
Sweeptime	474.291 μs	AUTO
Reference Level	20.000 dBm	20.000 dBm
Attenuation	40.000 dB	AUTO
Detector	MaxPeak	MaxPeak
SweepCount	50	50
Filter	3 dB	3 dB
Trace Mode	Max Hold	Max Hold
Sweptype	FFT	AUTO
Preamp	off	off
Stablemode	Trace	Trace
Stablevalue	1.00 dB	1.00 dB
Run	26 / max. 150	max. 150
Stable	1 / 1	1
Max Stable Difference	0.93 dB	1.00 dB

Tx Spurious Emission (5745 MHz; 24.000 dBm; 20 MHz)

Customized settings.

Result

DUT Frequency (MHz)	Result
5745.000000	PASS

Final measurements

Frequency (MHz)	Level Pre Measurement (dBm)	level (dBm)	Limit (dBm)	Margin (dB)	Result
---	---	---	---	---	---

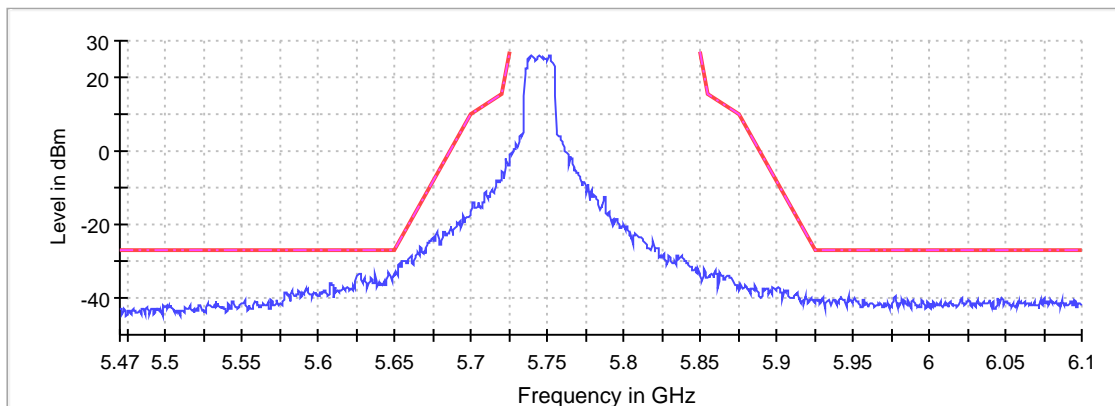
Pre Measurements

Frequency (MHz)	Level (dBm)	Margin (dB)	Limit (dBm)
5652.750000	-30.8	5.9	-25.0
5653.250000	-30.6	6.0	-24.6
5646.250000	-33.2	6.2	-27.0
5626.250000	-33.4	6.4	-27.0
5645.750000	-33.4	6.4	-27.0
5626.750000	-33.4	6.4	-27.0
5627.250000	-33.5	6.5	-27.0
5649.250000	-33.7	6.7	-27.0
5637.250000	-33.7	6.7	-27.0
5649.750000	-33.7	6.7	-27.0
5654.750000	-30.3	6.8	-23.5
5655.250000	-29.9	6.8	-23.1
5646.750000	-33.8	6.8	-27.0
5651.250000	-32.9	6.8	-26.1
5624.750000	-33.9	6.9	-27.0

Measurement Settings

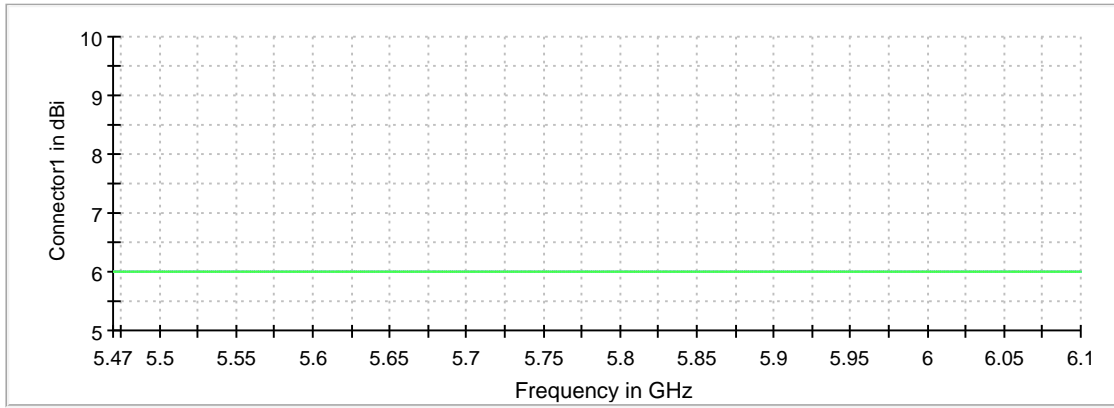
Start Frequency (MHz)	Stop Frequency (MHz)	Pre Measurement	Final Measurement
5470.000000	6100.000000	2	2

Spurious



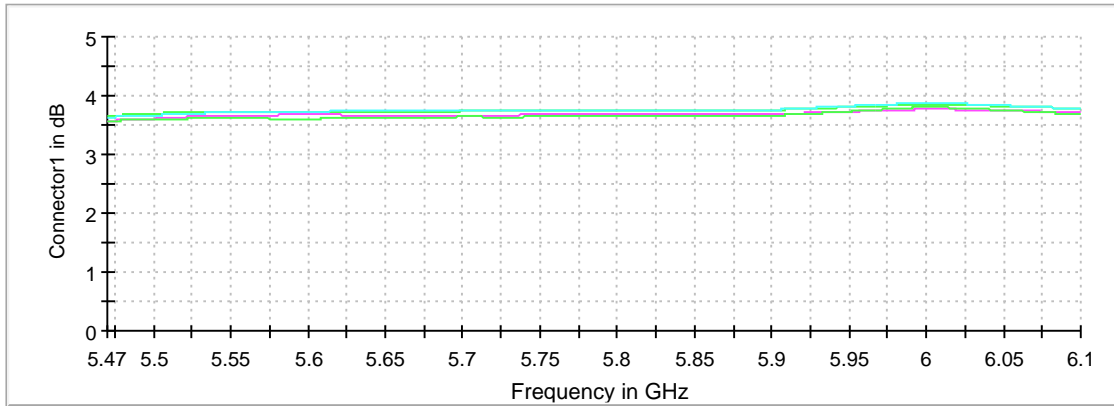
— Limit - - - - Threshold × Critical × Final Critical — Sum Level

Gain



Connector1 Connector2 Connector3 Connector4

Attenuation



Connector1 Connector2 Connector3 Connector4

Pre Measurement 2

Setting	Instrument Value	Target Value
RBW	1.000 MHz	<= 1.000 MHz
VBW	3.000 MHz	>= 3.000 MHz
SweepPoints	1260	~ 1260
SweepTime	85.781 μ s	AUTO
Reference Level	-10.000 dBm	-10.000 dBm
Attenuation	20.000 dB	20.000 dB
Detector	MaxPeak	MaxPeak
SweepCount	30	30
Filter	3 dB	3 dB
Trace Mode	Max Hold	Max Hold
SweepType	FFT	AUTO
Preamp	off	off

Emission Bandwidth 26 dB (5775 MHz; 24.000 dBm; 20 MHz)

Customized settings.

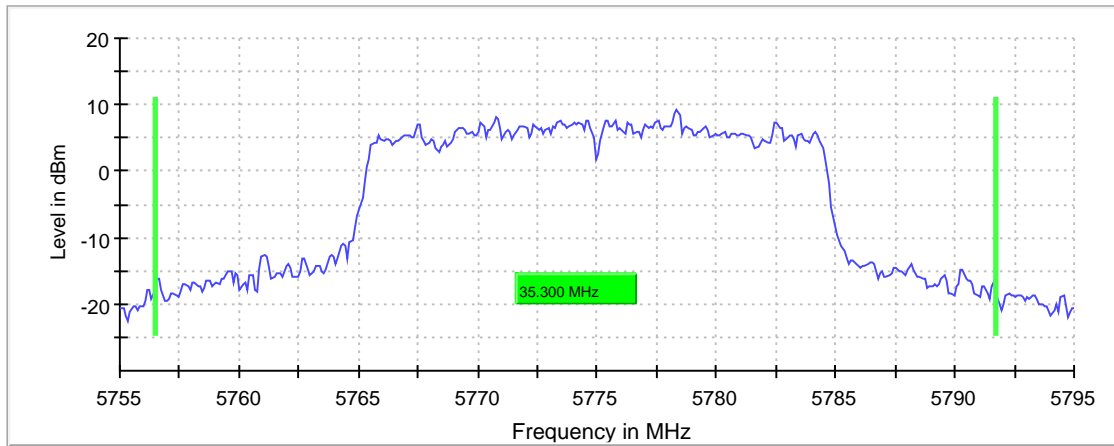
26 dB Bandwidth

DUT Frequency (MHz)	Bandwidth (MHz)	Limit Min (MHz)	Limit Max (MHz)	Band Edge Left (MHz)	Band Edge Right (MHz)
5775.000000	35.300000	---	---	5756.450000	5791.750000

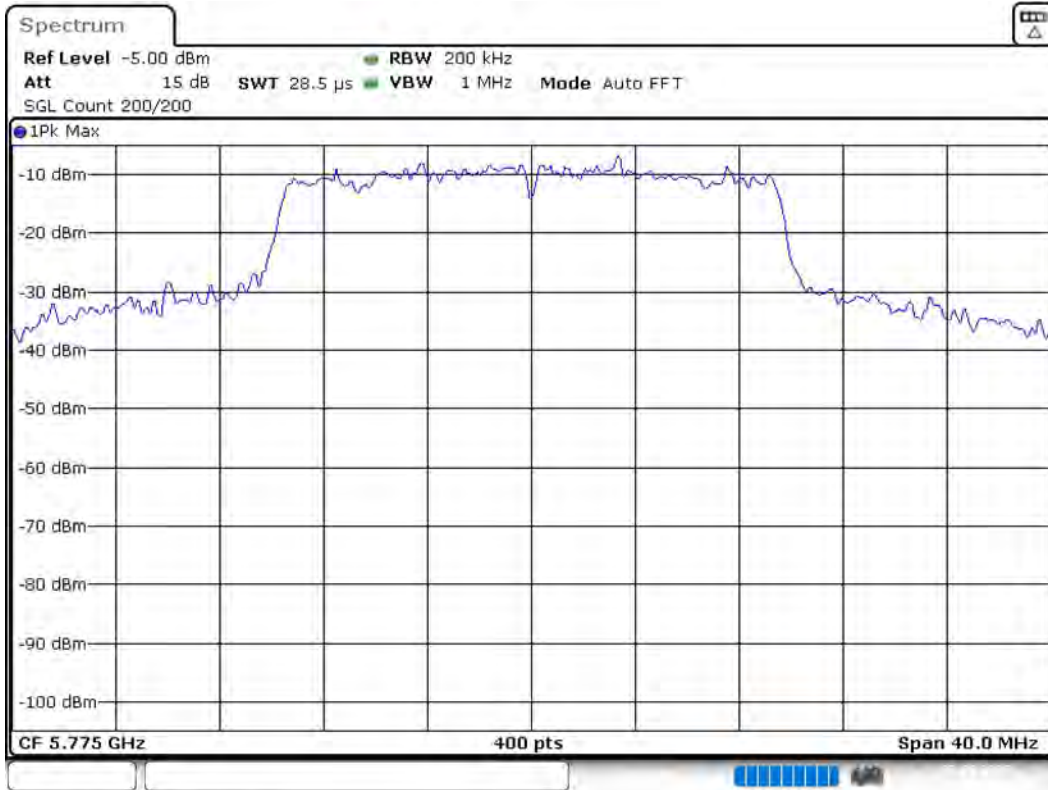
(continuation of the "26 dB Bandwidth" table from column 6 ...)

DUT Frequency (MHz)	Max Level (dBm)	Result
5775.000000	9.1	PASS

26 dB Bandwidth



Bandwidth



Date: 7_AUG.2020 15:44:53

Minimum Emission Bandwidth 6 dB (5775 MHz; 24.000 dBm; 20 MHz)

Customized settings.

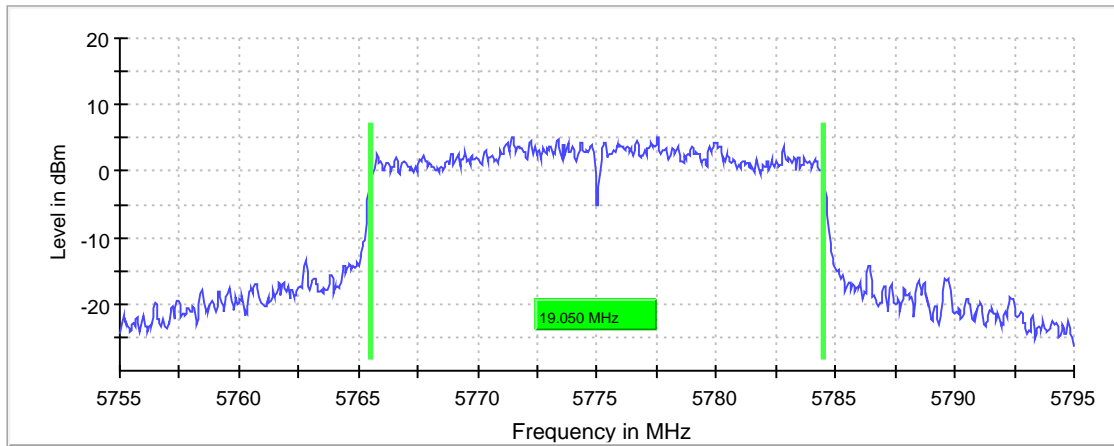
6 dB Bandwidth

DUT Frequency (MHz)	Bandwidth (MHz)	Limit Min (MHz)	Limit Max (MHz)	Band Edge Left (MHz)	Band Edge Right (MHz)
5775.000000	19.050000	0.500000	---	5765.475000	5784.525000

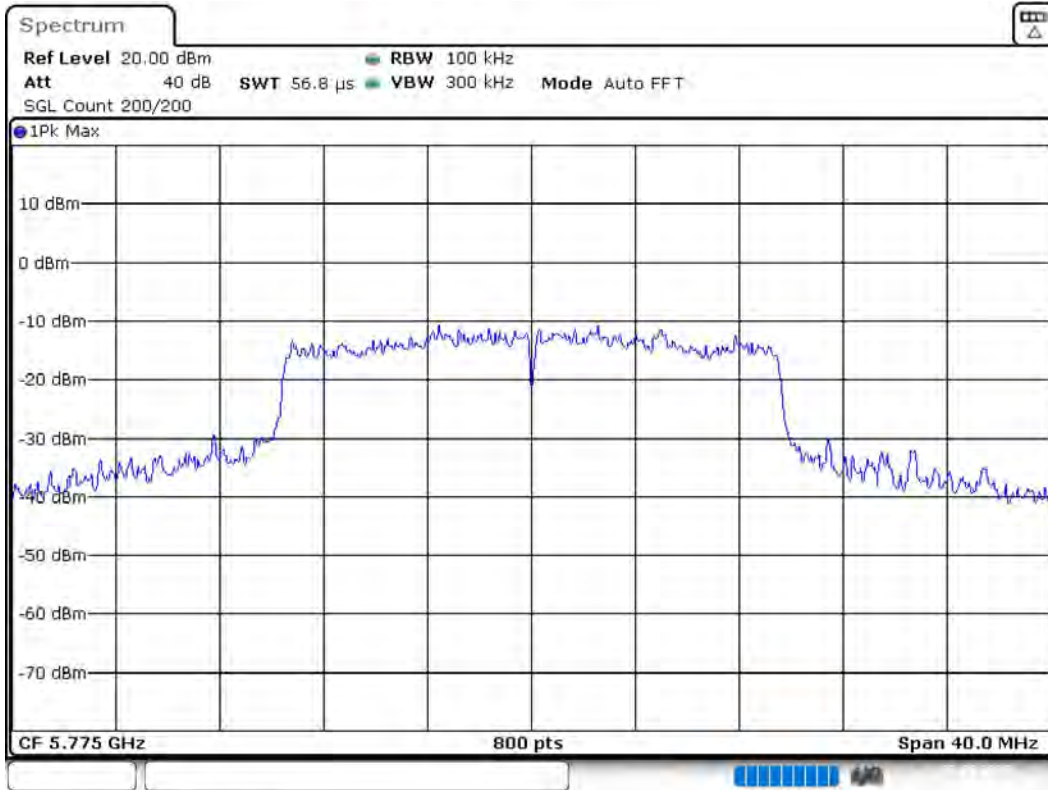
(continuation of the "6 dB Bandwidth" table from column 6 ...)

DUT Frequency (MHz)	Max Level (dBm)	Result
5775.000000	5.2	PASS

6 dB Bandwidth



Bandwidth



Date: 7_AUG.2020 15:46:01

Occupied Channel Bandwidth 99% (5775 MHz; 24.000 dBm; 20 MHz)

Customized settings.

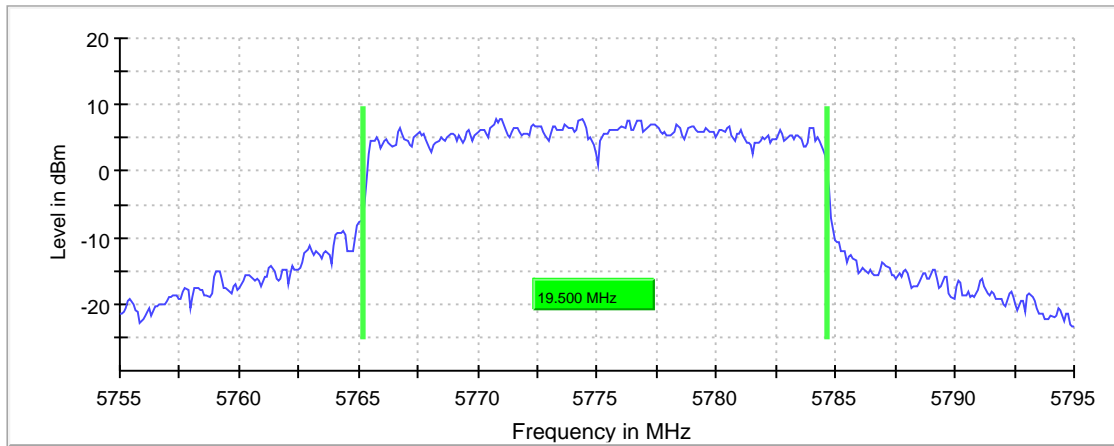
99 % Bandwidth

DUT Frequency (MHz)	Bandwidth (MHz)	Limit Min (MHz)	Limit Max (MHz)	Band Edge Left (MHz)	Band Edge Right (MHz)
5775.000000	19.500000	---	---	5765.150000	5784.650000

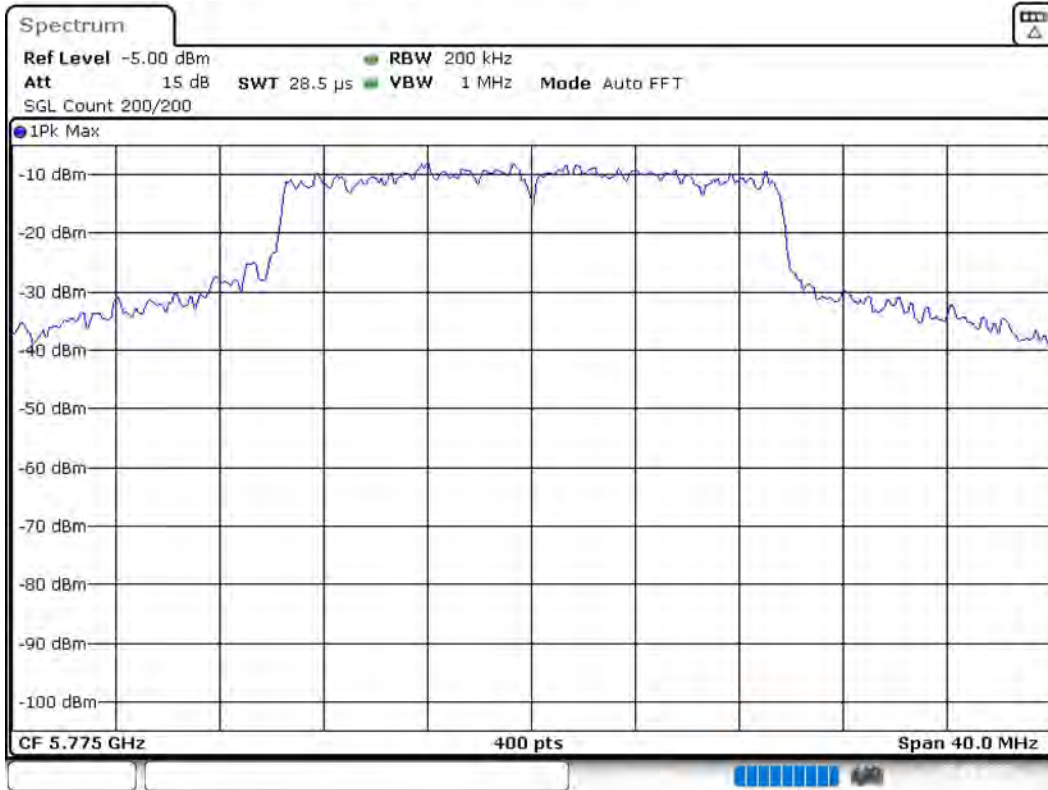
(continuation of the "99 % Bandwidth" table from column 6 ...)

DUT Frequency (MHz)	Result
5775.000000	PASS

99 % Bandwidth



Bandwidth



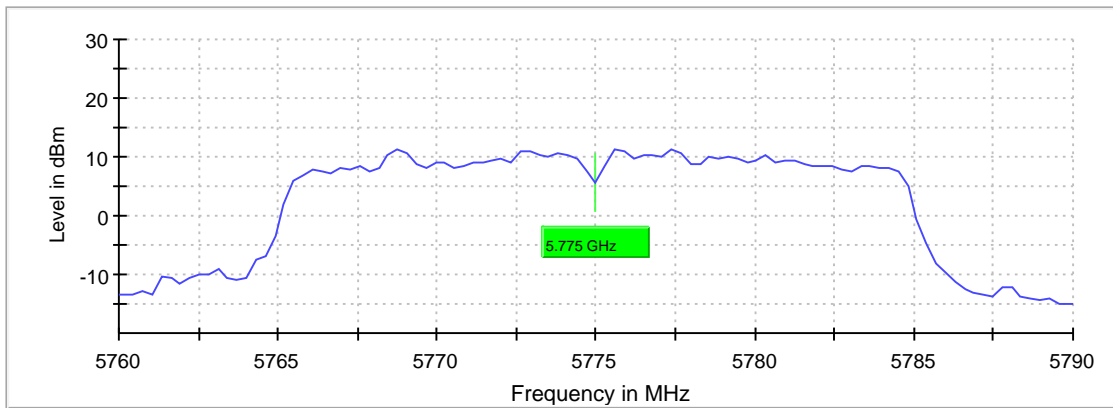
Date: 7_AUG.2020 15:48:09

Frequency Error (5775 MHz; 24.000 dBm; 20 MHz)

Result

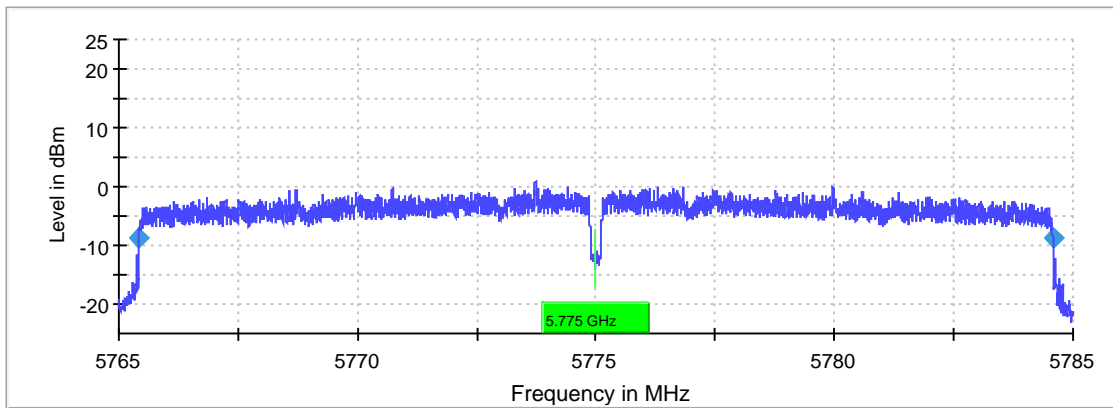
DUT Frequency (MHz)	Frequency (MHz)	Difference (ppm)	Frequency Difference (kHz)	Limit Min (MHz)	Limit Max (MHz)	Result
5775.000000	5774.998000	0.346	-2.000000	---	---	PASS

Frequency stability Pre



Center frequency Max Hold

Frequency stability



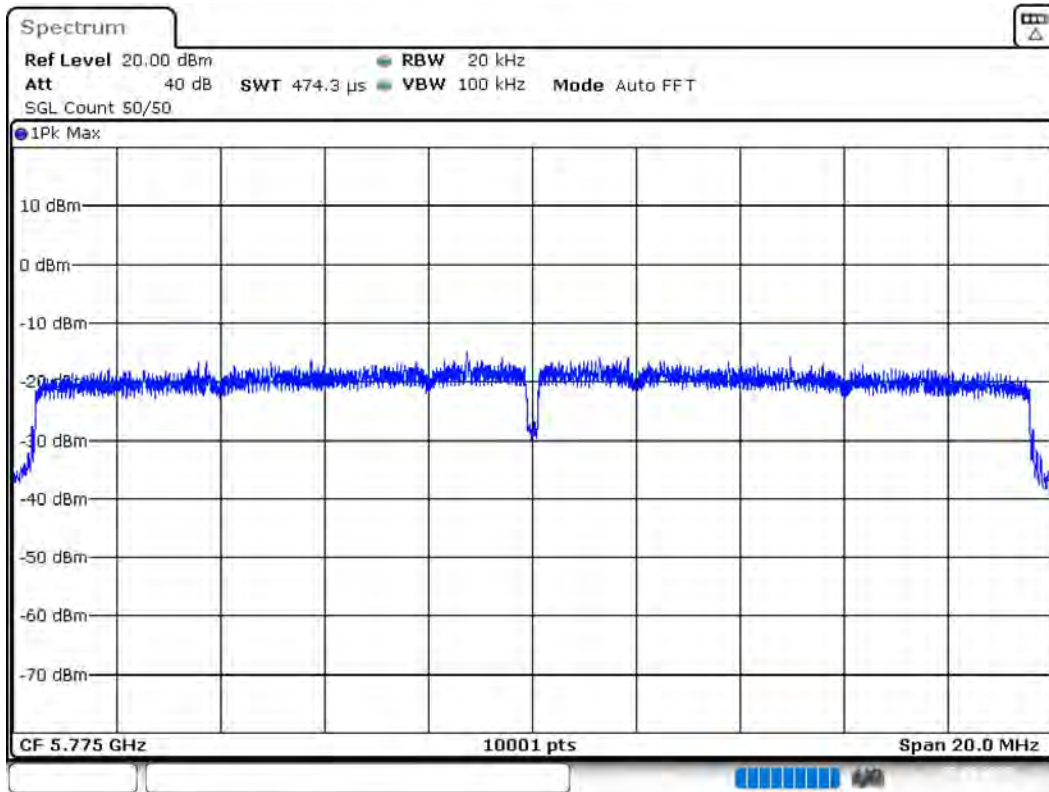
Edge points Max Hold Center frequency

Frequency stability Pre



Date: 7_AUG.2020 15:48:21

Frequency stability



Date: 7_AUG.2020 15:46:57

Tx Spurious Emission (5775 MHz; 24.000 dBm; 20 MHz)

Customized settings.

Result

DUT Frequency (MHz)	Result
5775.000000	PASS

Final measurements

Frequency (MHz)	Level Pre Measurement (dBm)	level (dBm)	Limit (dBm)	Margin (dB)	Result
---	---	---	---	---	---

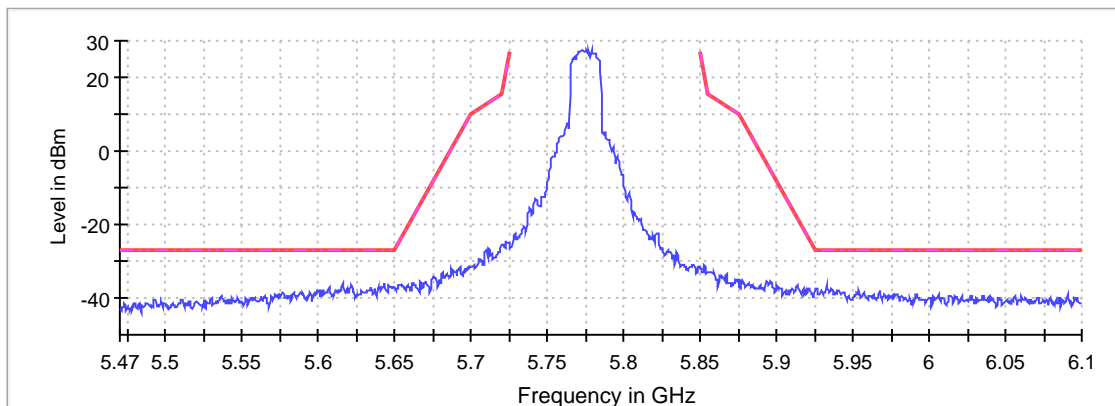
Pre Measurements

Frequency (MHz)	Level (dBm)	Margin (dB)	Limit (dBm)
5615.750000	-36.2	9.2	-27.0
5643.250000	-36.2	9.2	-27.0
5616.250000	-36.3	9.3	-27.0
5621.750000	-36.7	9.7	-27.0
5932.750000	-36.7	9.7	-27.0
5646.250000	-36.7	9.7	-27.0
5649.250000	-36.8	9.8	-27.0
5640.750000	-36.8	9.8	-27.0
5616.750000	-36.9	9.9	-27.0
5647.250000	-36.9	9.9	-27.0
5933.250000	-36.9	9.9	-27.0
5643.750000	-36.9	9.9	-27.0
5615.250000	-36.9	9.9	-27.0
5642.250000	-37.0	10.0	-27.0
5649.750000	-37.0	10.0	-27.0

Measurement Settings

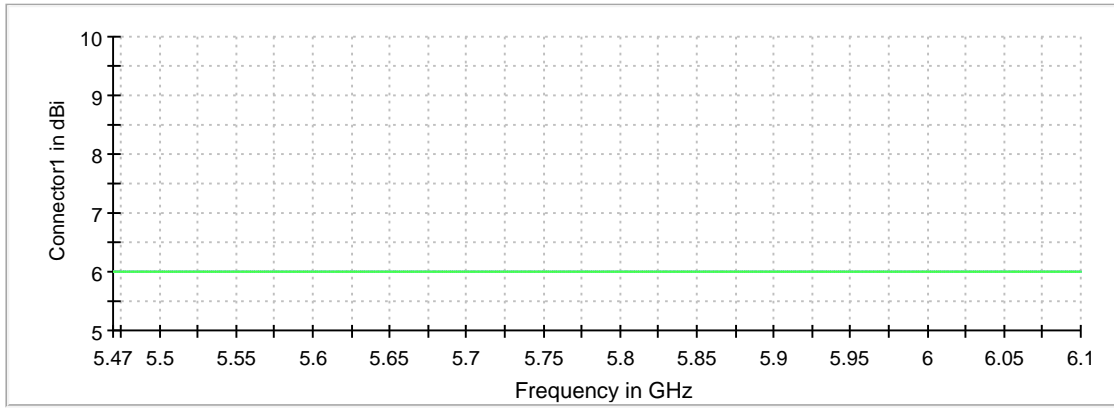
Start Frequency (MHz)	Stop Frequency (MHz)	Pre Measurement	Final Measurement
5470.000000	6100.000000	2	2

Spurious



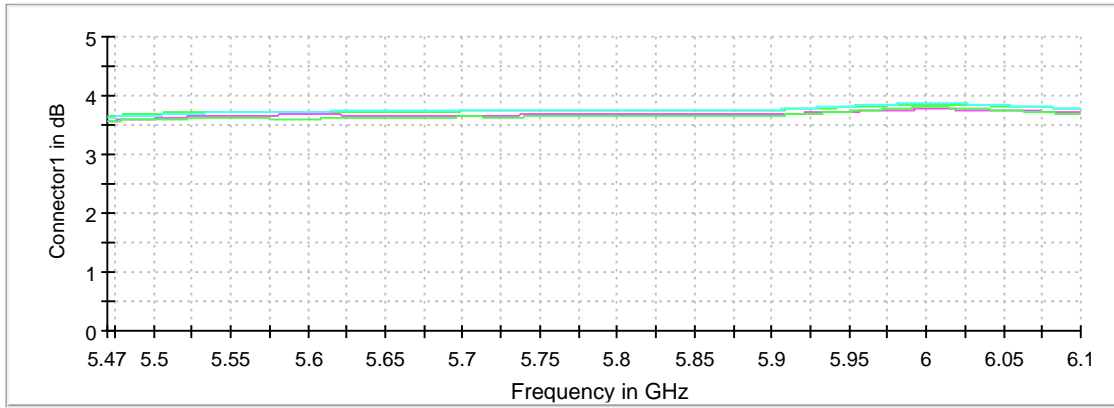
— Limit - - - - Threshold × Critical × Final Critical — Sum Level

Gain



Connector1 Connector2 Connector3 Connector4

Attenuation



Connector1 Connector2 Connector3 Connector4

Emission Bandwidth 26 dB (5825 MHz; 24.000 dBm; 20 MHz)

Customized settings.

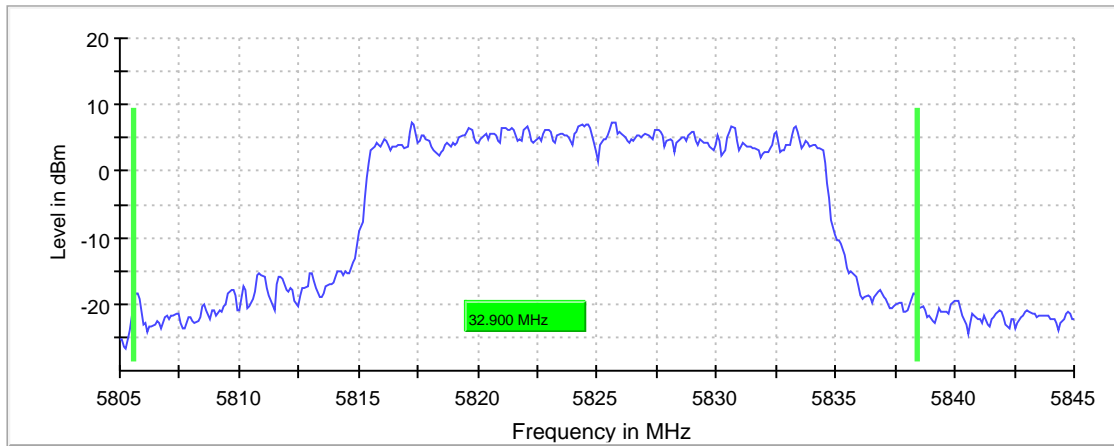
26 dB Bandwidth

DUT Frequency (MHz)	Bandwidth (MHz)	Limit Min (MHz)	Limit Max (MHz)	Band Edge Left (MHz)	Band Edge Right (MHz)
5825.000000	32.900000	---	---	5805.550000	5838.450000

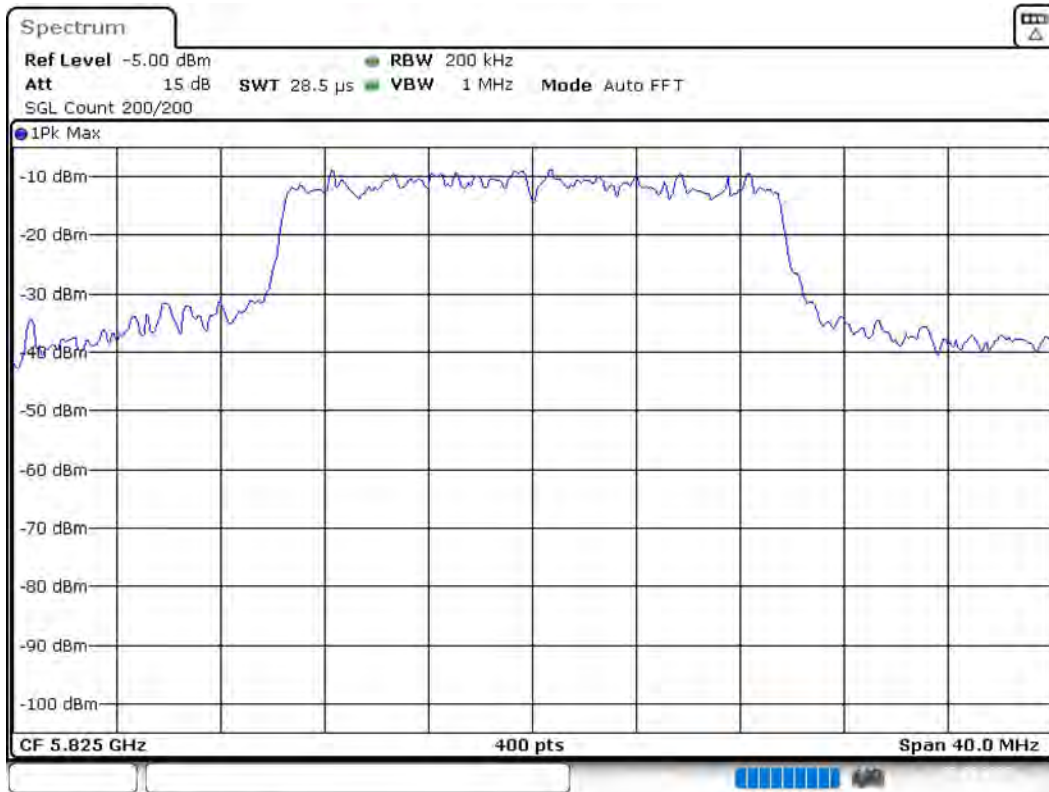
(continuation of the "26 dB Bandwidth" table from column 6 ...)

DUT Frequency (MHz)	Max Level (dBm)	Result
5825.000000	7.4	PASS

26 dB Bandwidth



Bandwidth



Date: 7_AUG.2020 15:52:21

RF output power (5825 MHz; 24.000 dBm; 20 MHz)

Customized settings.

Result

DUT Frequency (MHz)	Gated RMS (dBm)	Limit Max (dBm)	Gated EIRP (dBm)	DutyCycle (%)	Result
5825.000000	26.5	---	26.5	90.879	PASS

Power Spectral Density (5825 MHz; 24.000 dBm; 20 MHz)

Customized settings.

Result

DUT Frequency (MHz)	Frequency (MHz)	PSD (dBm)	Limit Max (dBm)	Result
5825.000000	5834.306931	15.576	30.0	PASS

Ports

Port	State
1	used
2	used
3	used
4	used

Minimum Emission Bandwidth 6 dB (5825 MHz; 24.000 dBm; 20 MHz)

Customized settings.

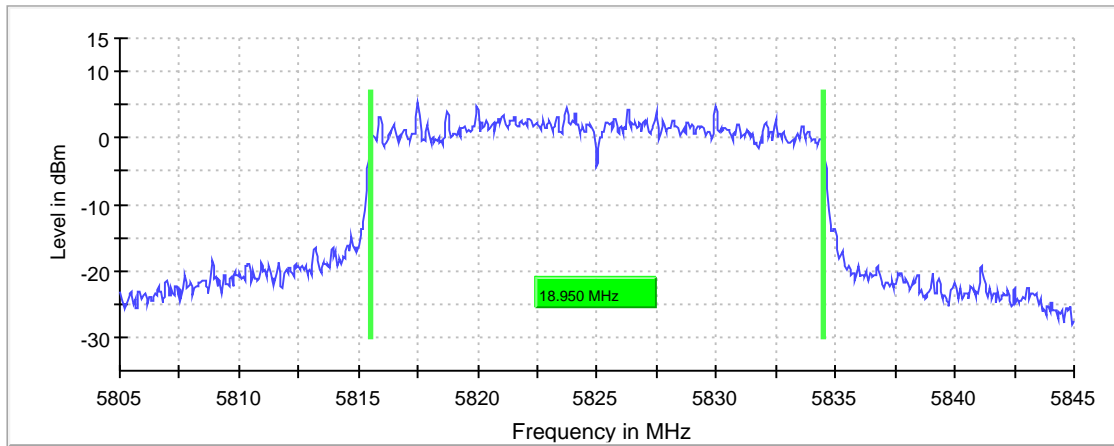
6 dB Bandwidth

DUT Frequency (MHz)	Bandwidth (MHz)	Limit Min (MHz)	Limit Max (MHz)	Band Edge Left (MHz)	Band Edge Right (MHz)
5825.000000	18.950000	0.500000	---	5815.525000	5834.475000

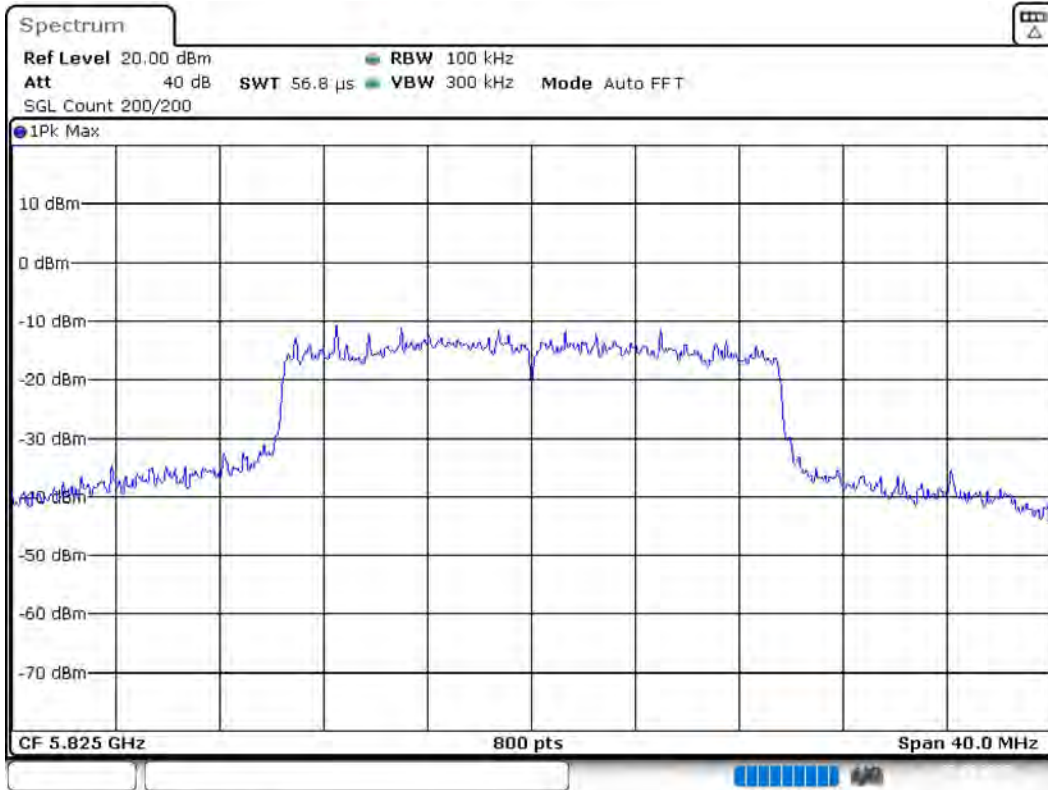
(continuation of the "6 dB Bandwidth" table from column 6 ...)

DUT Frequency (MHz)	Max Level (dBm)	Result
5825.000000	5.3	PASS

6 dB Bandwidth



Bandwidth



Date: 7_AUG.2020 15:54:01

Occupied Channel Bandwidth 99% (5825 MHz; 24.000 dBm; 20 MHz)

Customized settings.

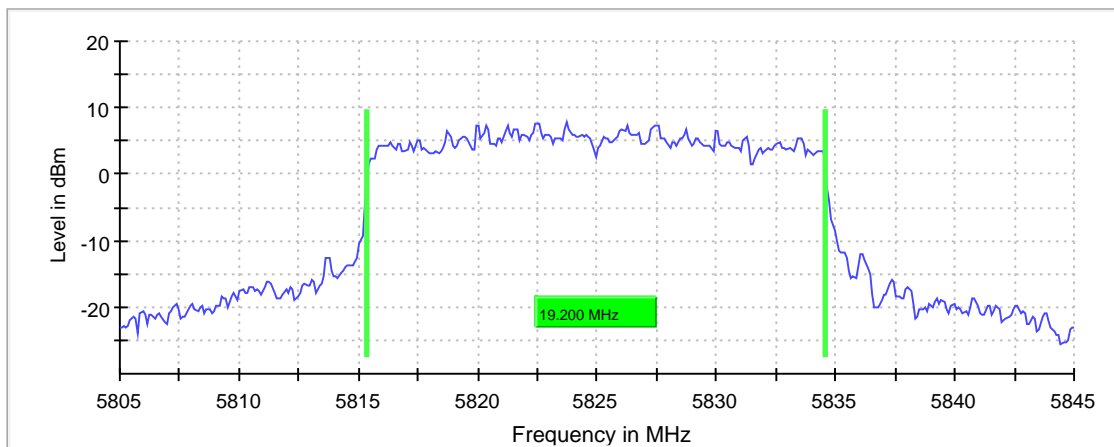
99 % Bandwidth

DUT Frequency (MHz)	Bandwidth (MHz)	Limit Min (MHz)	Limit Max (MHz)	Band Edge Left (MHz)	Band Edge Right (MHz)
5825.000000	19.200000	---	---	5815.350000	5834.550000

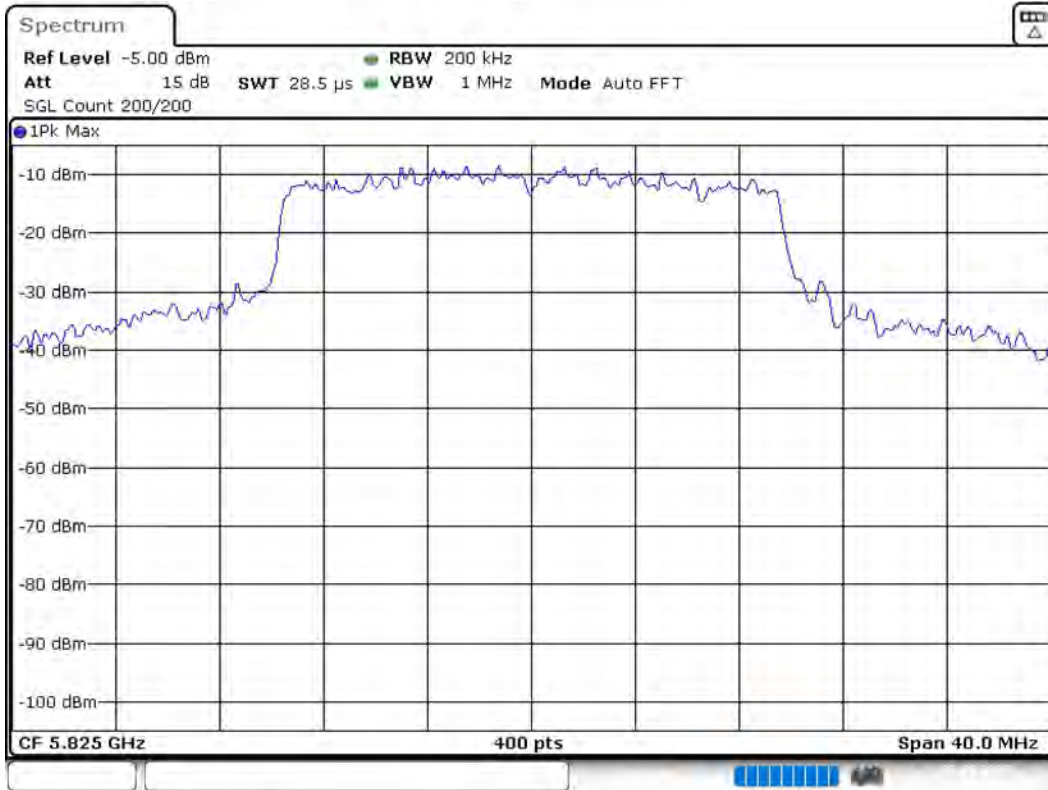
(continuation of the "99 % Bandwidth" table from column 6 ...)

DUT Frequency (MHz)	Result
5825.000000	PASS

99 % Bandwidth



Bandwidth



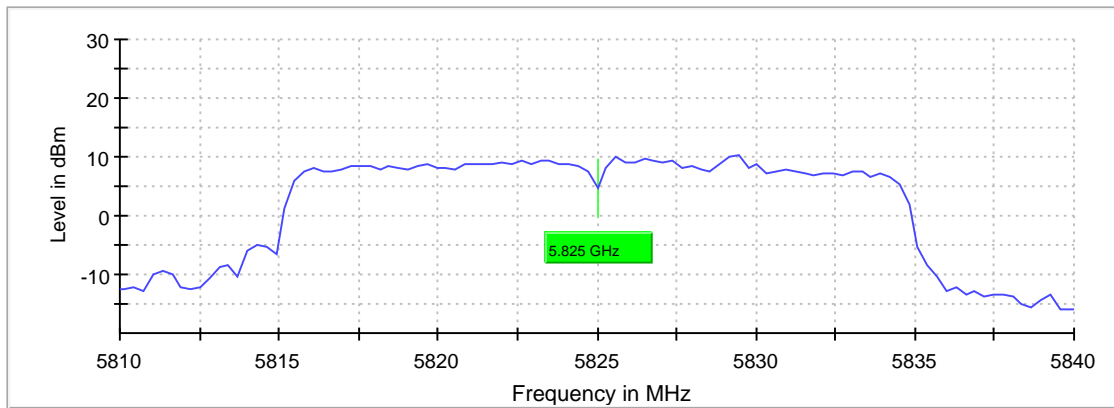
Date: 7_AUG.2020 15:54:08

Frequency Error (5825 MHz; 24.000 dBm; 20 MHz)

Result

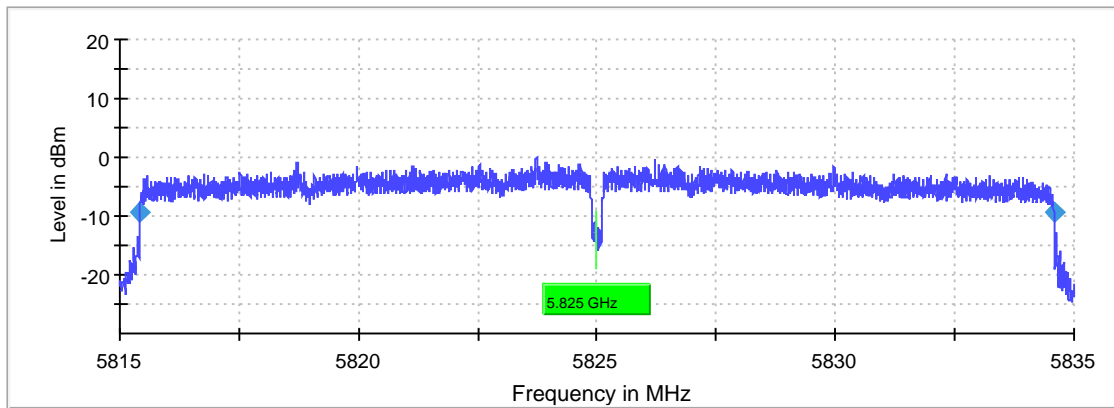
DUT Frequency (MHz)	Frequency (MHz)	Difference (ppm)	Frequency Difference (kHz)	Limit Min (MHz)	Limit Max (MHz)	Result
5825.000000	5824.998000	0.343	-2.000000	---	---	PASS

Frequency stability Pre



— Center frequency — Max Hold

Frequency stability



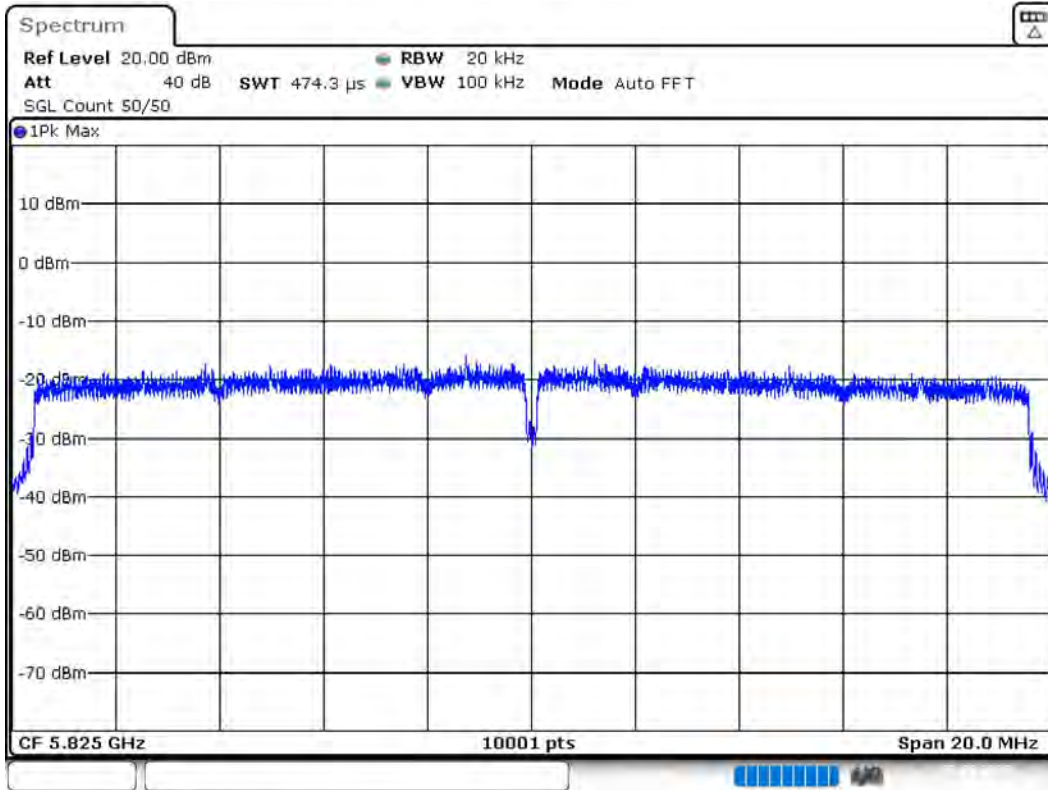
◆ Edge points — Max Hold — Center frequency

Frequency stability Pre



Date: 7_AUG.2020 15:54:19

Frequency stability



Date: 7_AUG.2020 15:55:01

Tx Spurious Emission (5825 MHz; 24.000 dBm; 20 MHz)

Customized settings.

Result

DUT Frequency (MHz)	Result
5825.000000	PASS

Final measurements

Frequency (MHz)	Level Pre Measurement (dBm)	level (dBm)	Limit (dBm)	Margin (dB)	Result
---	---	---	---	---	---

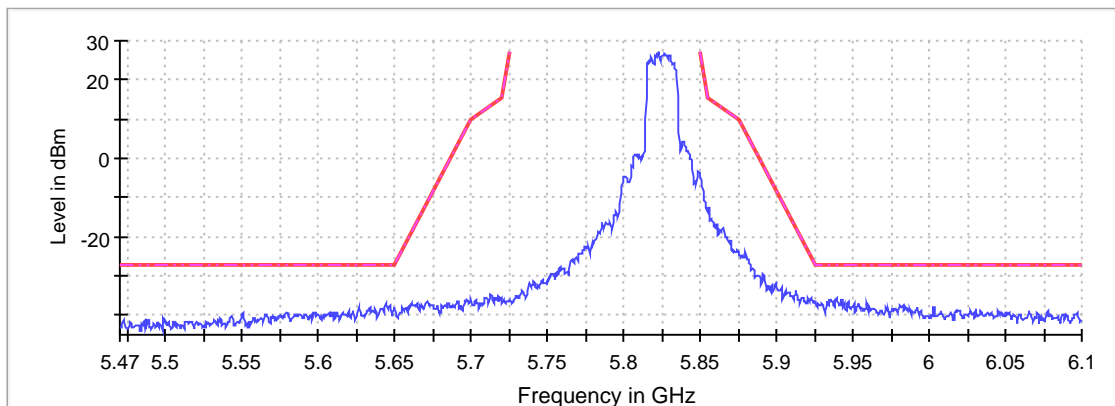
Pre Measurements

Frequency (MHz)	Level (dBm)	Margin (dB)	Limit (dBm)
5939.250000	-35.6	8.6	-27.0
5939.750000	-35.9	8.9	-27.0
5935.250000	-35.9	8.9	-27.0
5934.750000	-36.0	9.0	-27.0
5938.750000	-36.1	9.1	-27.0
5943.250000	-36.2	9.2	-27.0
5942.750000	-36.2	9.2	-27.0
5933.250000	-36.4	9.4	-27.0
5946.750000	-36.4	9.4	-27.0
5925.250000	-36.5	9.5	-27.0
5935.750000	-36.6	9.6	-27.0
5936.250000	-36.7	9.7	-27.0
5936.750000	-36.7	9.7	-27.0
5924.750000	-36.6	9.8	-26.8
5940.250000	-36.8	9.8	-27.0

Measurement Settings

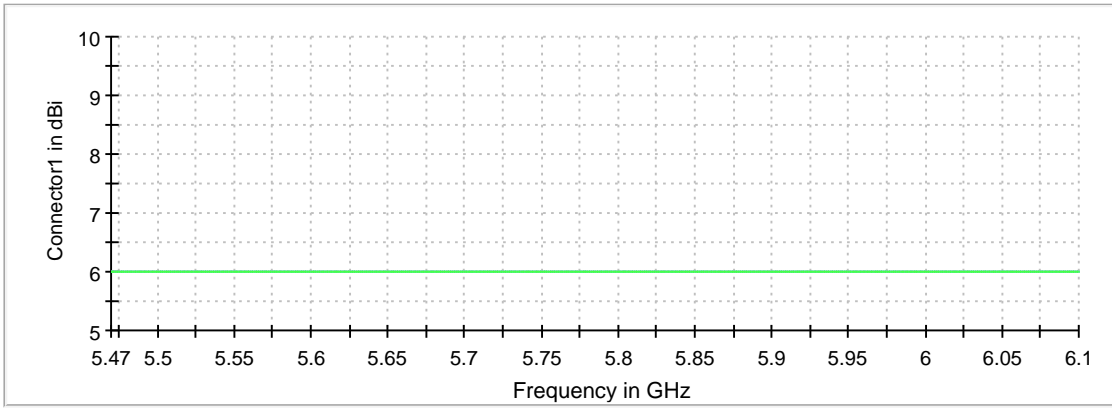
Start Frequency (MHz)	Stop Frequency (MHz)	Pre Measurement	Final Measurement
5470.000000	6100.000000	2	2

Spurious



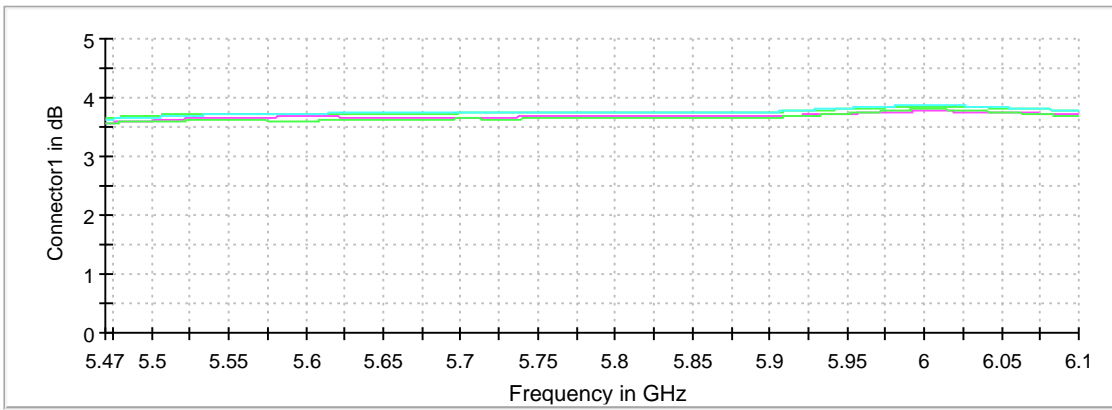
— Limit - - - - Threshold × Critical × Final Critical — Sum Level

Gain



Connector1 Connector2 Connector3 Connector4

Attenuation



Connector1 Connector2 Connector3 Connector4

Emission Bandwidth 26 dB (5755 MHz; 24.000 dBm; 40 MHz)

Customized settings.

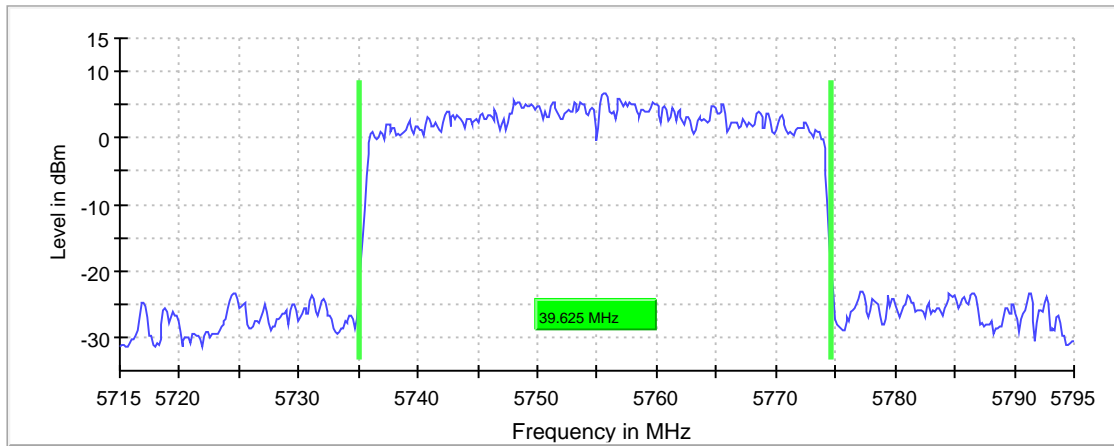
26 dB Bandwidth

DUT Frequency (MHz)	Bandwidth (MHz)	Limit Min (MHz)	Limit Max (MHz)	Band Edge Left (MHz)	Band Edge Right (MHz)
5755.000000	39.624766	---	---	5735.037523	5774.662289

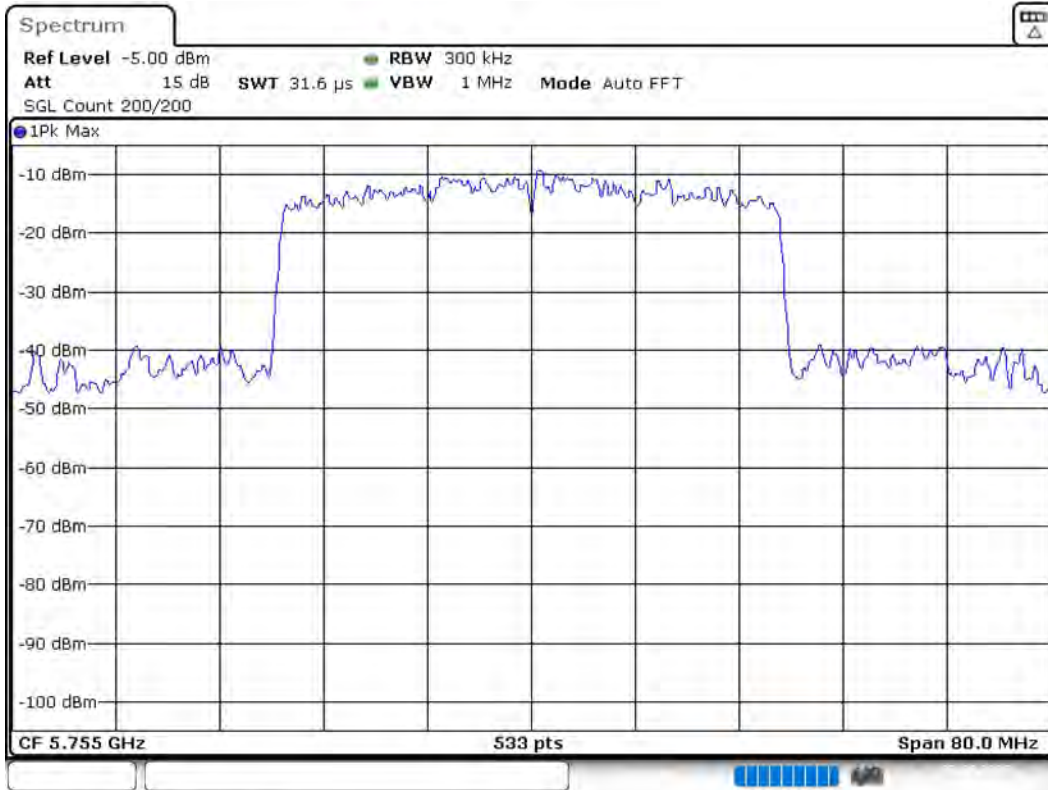
(continuation of the "26 dB Bandwidth" table from column 6 ...)

DUT Frequency (MHz)	Max Level (dBm)	Result
5755.000000	6.7	PASS

26 dB Bandwidth



Bandwidth



Date: 7_AUG.2020 15:56:29

Minimum Emission Bandwidth 6 dB (5755 MHz; 24.000 dBm; 40 MHz)

Customized settings.

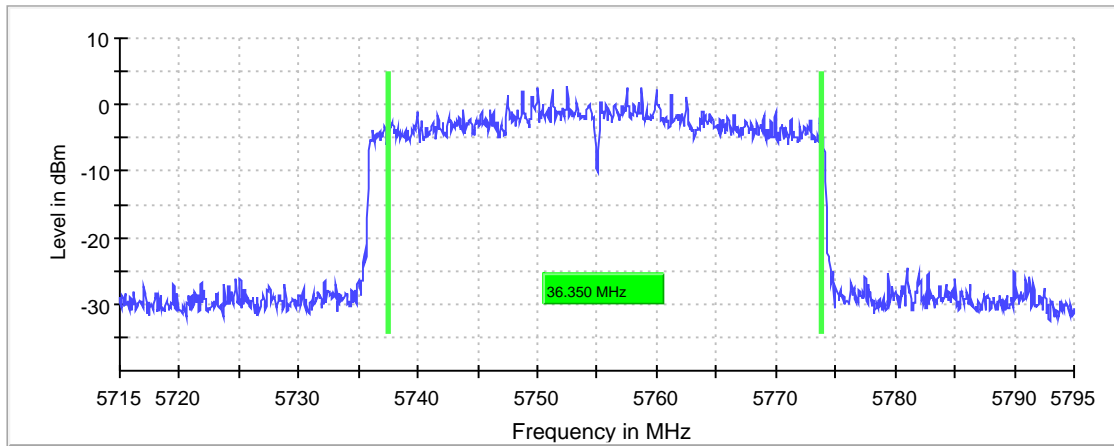
6 dB Bandwidth

DUT Frequency (MHz)	Bandwidth (MHz)	Limit Min (MHz)	Limit Max (MHz)	Band Edge Left (MHz)	Band Edge Right (MHz)
5755.000000	36.350000	0.500000	---	5737.425000	5773.775000

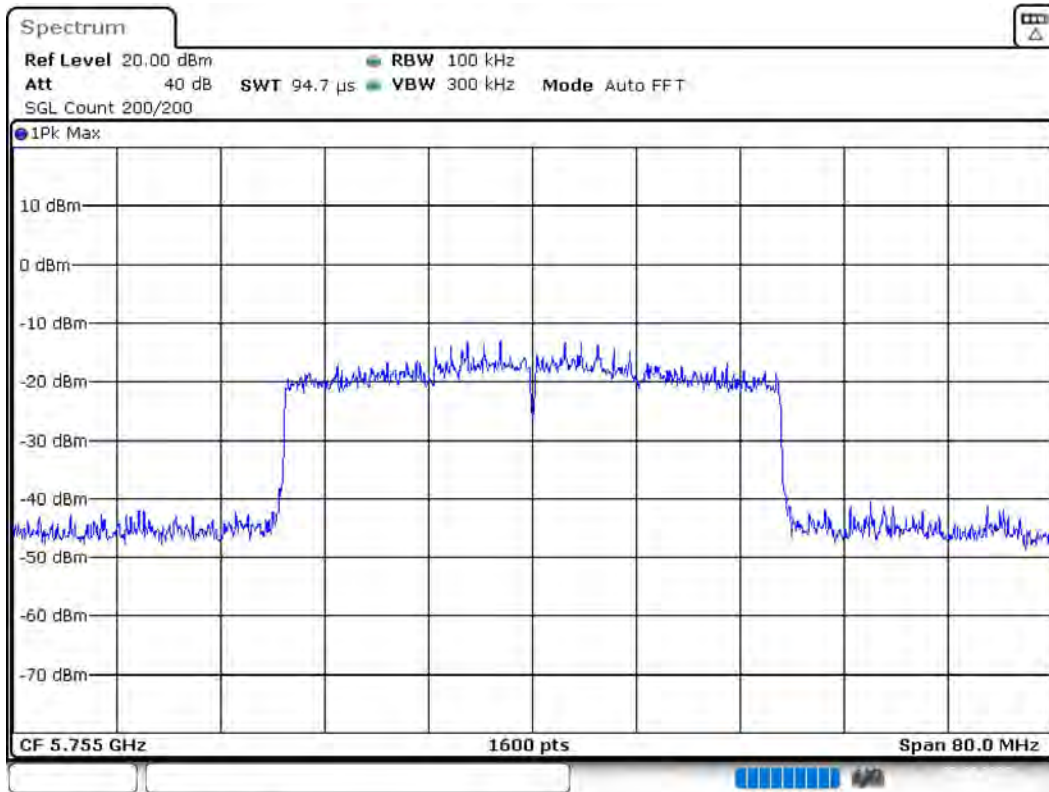
(continuation of the "6 dB Bandwidth" table from column 6 ...)

DUT Frequency (MHz)	Max Level (dBm)	Result
5755.000000	2.9	PASS

6 dB Bandwidth



Bandwidth



Date: 7_AUG.2020 16:03:06

Occupied Channel Bandwidth 99% (5755 MHz; 24.000 dBm; 40 MHz)

Customized settings.

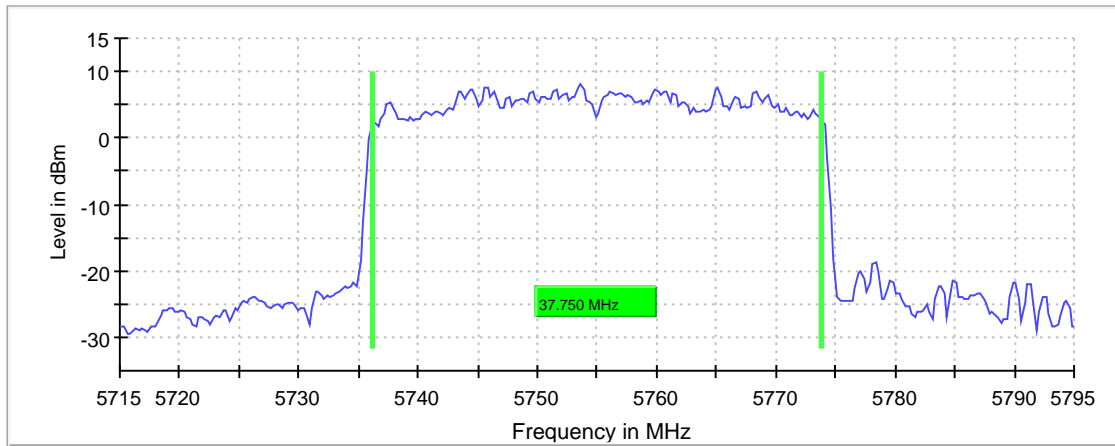
99 % Bandwidth

DUT Frequency (MHz)	Bandwidth (MHz)	Limit Min (MHz)	Limit Max (MHz)	Band Edge Left (MHz)	Band Edge Right (MHz)
5755.000000	37.750000	---	---	5736.125000	5773.875000

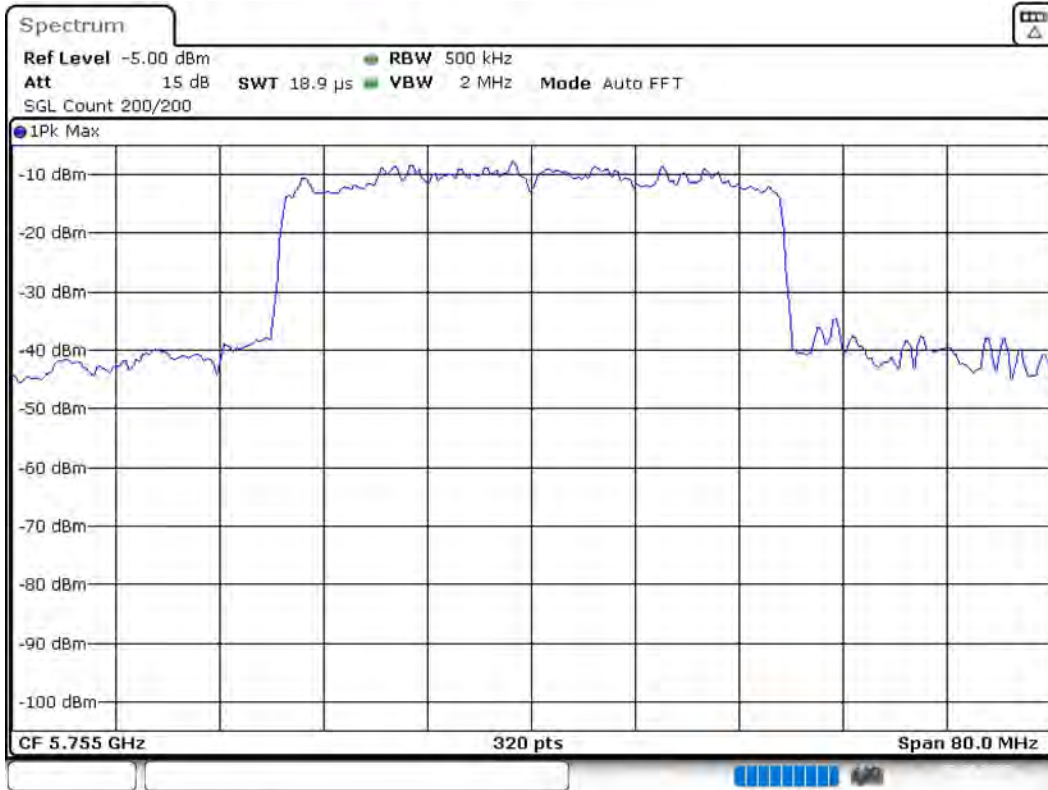
(continuation of the "99 % Bandwidth" table from column 6 ...)

DUT Frequency (MHz)	Result
5755.000000	PASS

99 % Bandwidth



Bandwidth



Date: 7_AUG.2020 16:03:16

Tx Spurious Emission (5755 MHz; 24.000 dBm; 40 MHz)

Customized settings.

Result

DUT Frequency (MHz)	Result
5755.000000	PASS

Final measurements

Frequency (MHz)	Level Pre Measurement (dBm)	level (dBm)	Limit (dBm)	Margin (dB)	Result
---	---	---	---	---	---

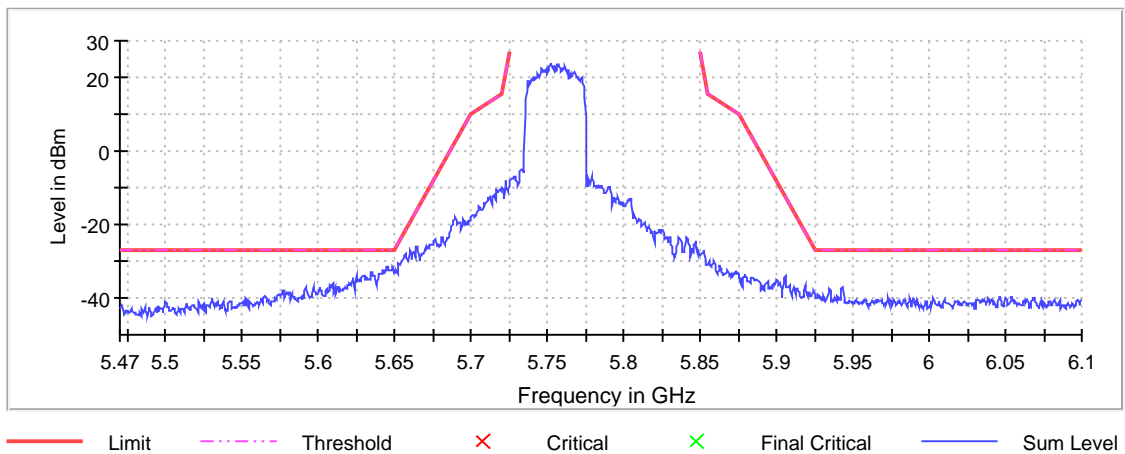
Pre Measurements

Frequency (MHz)	Level (dBm)	Margin (dB)	Limit (dBm)
5645.250000	-31.5	4.5	-27.0
5648.750000	-31.6	4.6	-27.0
5644.750000	-31.6	4.6	-27.0
5645.750000	-32.0	5.0	-27.0
5646.250000	-32.3	5.3	-27.0
5647.250000	-32.3	5.3	-27.0
5648.250000	-32.3	5.3	-27.0
5644.250000	-32.3	5.3	-27.0
5649.250000	-32.4	5.4	-27.0
5647.750000	-32.4	5.4	-27.0
5642.750000	-32.4	5.4	-27.0
5652.750000	-30.5	5.5	-25.0
5646.750000	-32.5	5.5	-27.0
5642.250000	-32.5	5.5	-27.0
5643.750000	-32.8	5.8	-27.0

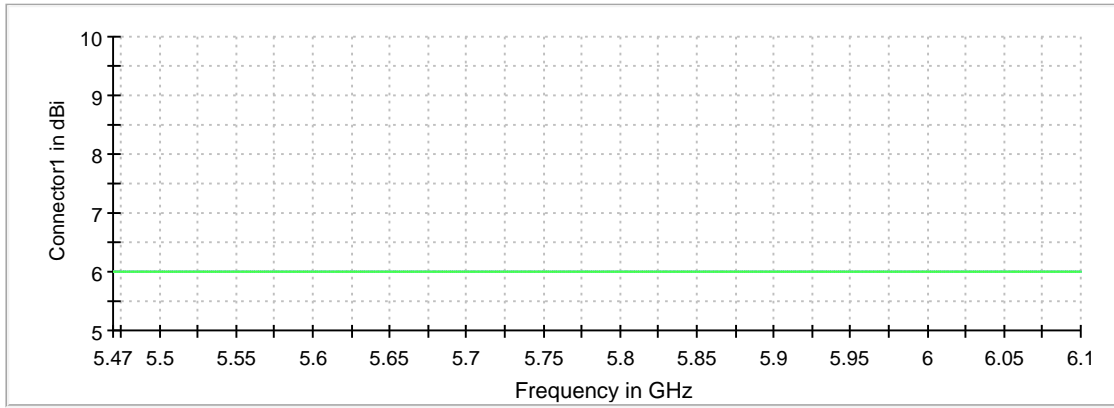
Measurement Settings

Start Frequency (MHz)	Stop Frequency (MHz)	Pre Measurement	Final Measurement
5470.000000	6100.000000	2	2

Spurious

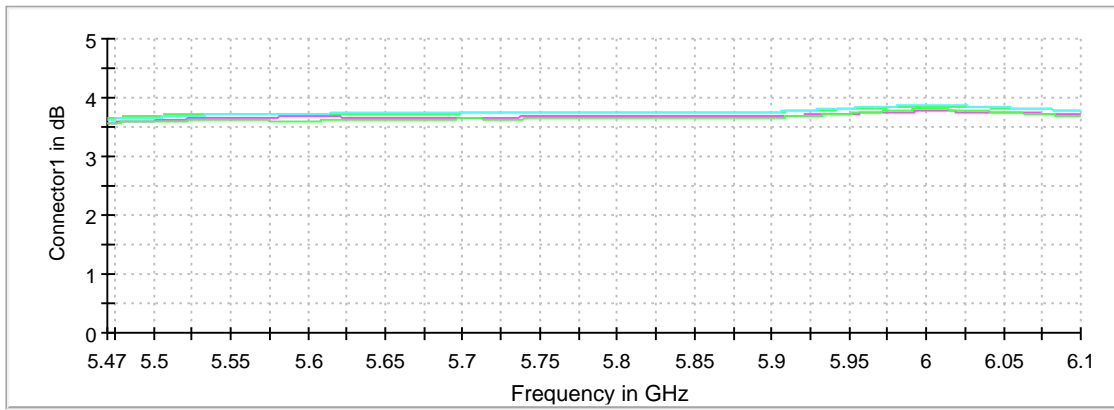


Gain



Connector1 Connector2 Connector3 Connector4

Attenuation



Connector1 Connector2 Connector3 Connector4

Emission Bandwidth 26 dB (5775 MHz; 24.000 dBm; 40 MHz)

Customized settings.

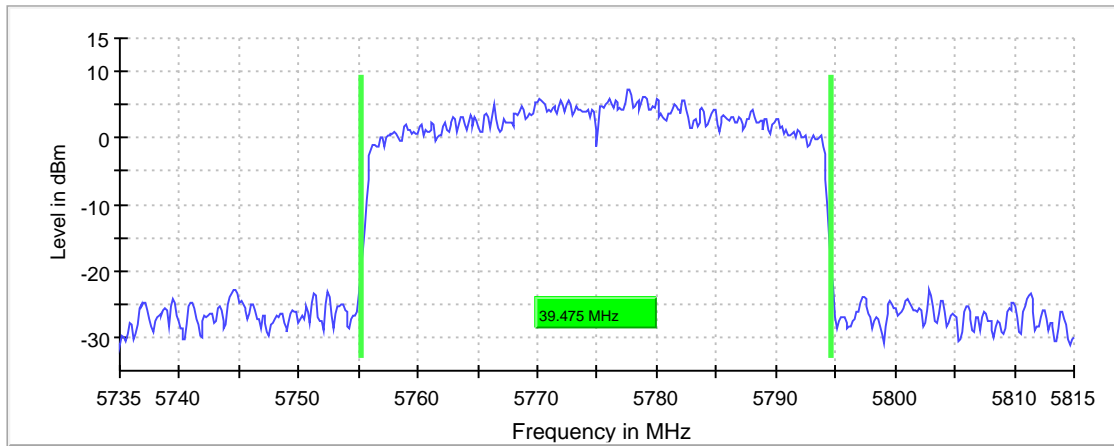
26 dB Bandwidth

DUT Frequency (MHz)	Bandwidth (MHz)	Limit Min (MHz)	Limit Max (MHz)	Band Edge Left (MHz)	Band Edge Right (MHz)
5775.000000	39.474672	---	---	5755.187617	5794.662289

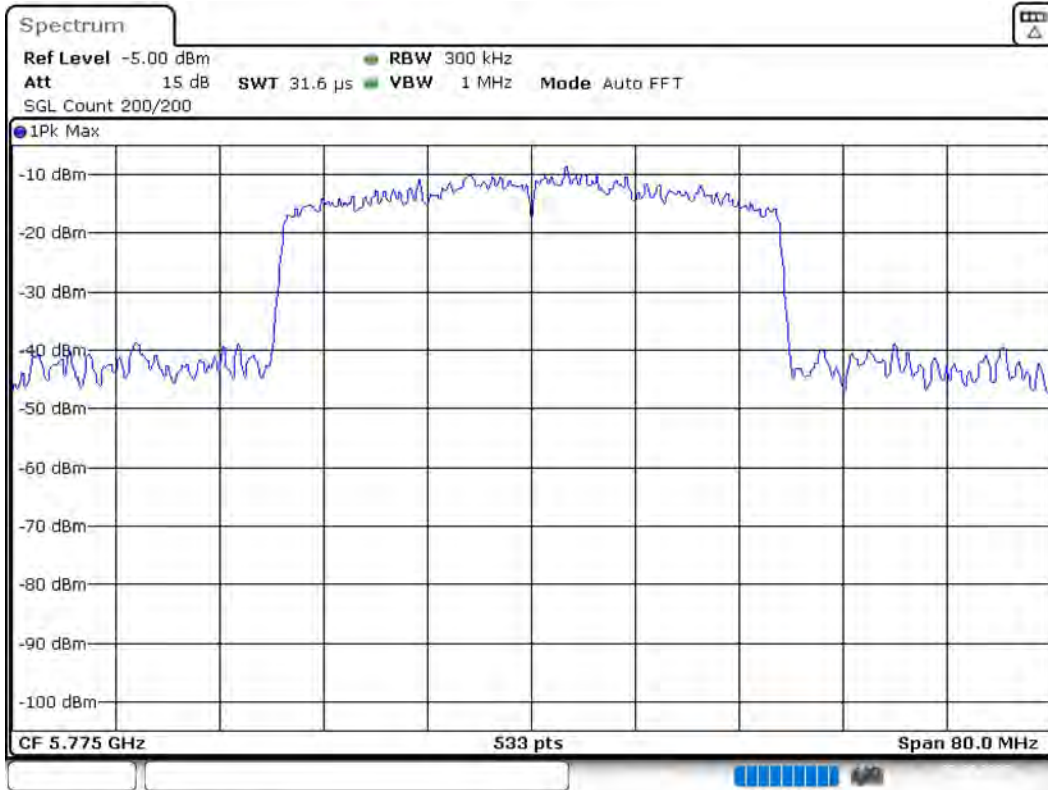
(continuation of the "26 dB Bandwidth" table from column 6 ...)

DUT Frequency (MHz)	Max Level (dBm)	Result
5775.000000	7.4	PASS

26 dB Bandwidth



Bandwidth



Date: 7_AUG.2020 16:05:33

Minimum Emission Bandwidth 6 dB (5775 MHz; 24.000 dBm; 40 MHz)

Customized settings.

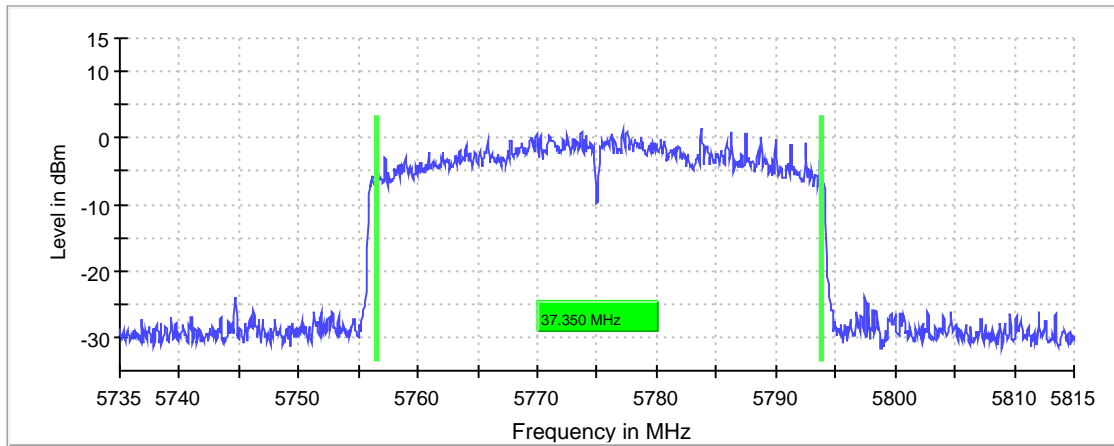
6 dB Bandwidth

DUT Frequency (MHz)	Bandwidth (MHz)	Limit Min (MHz)	Limit Max (MHz)	Band Edge Left (MHz)	Band Edge Right (MHz)
5775.000000	37.350000	0.500000	---	5756.475000	5793.825000

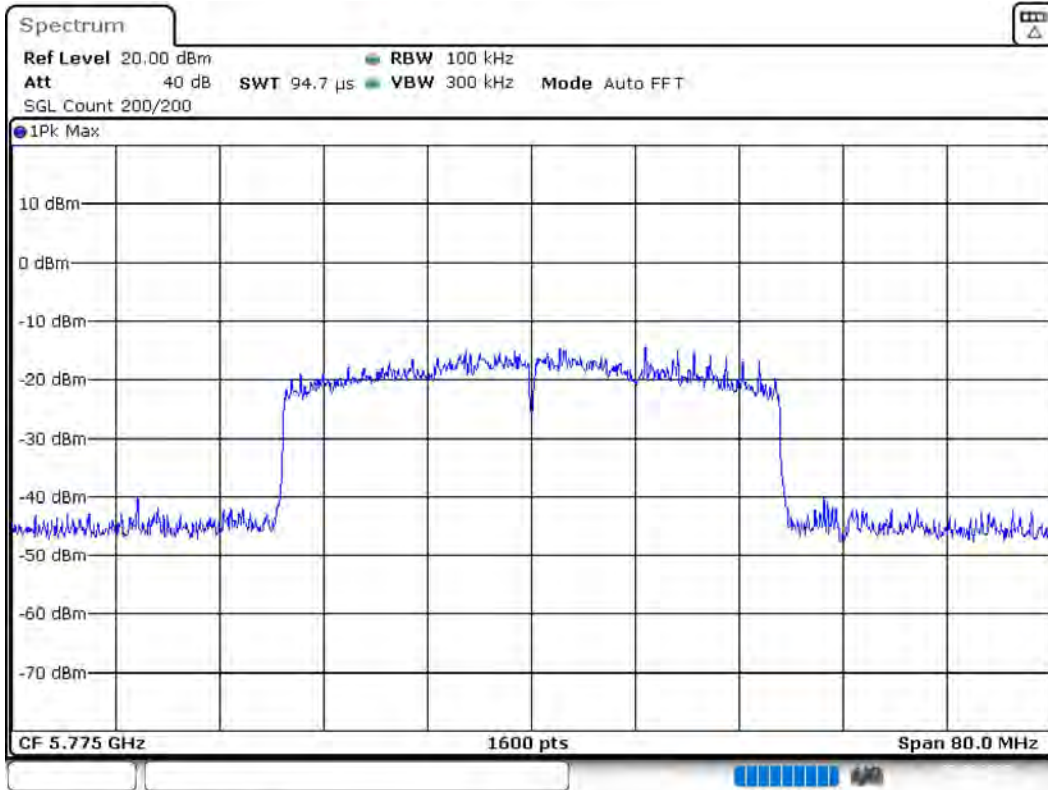
(continuation of the "6 dB Bandwidth" table from column 6 ...)

DUT Frequency (MHz)	Max Level (dBm)	Result
5775.000000	1.5	PASS

6 dB Bandwidth



Bandwidth



Date: 7_AUG.2020 16:07:26

Occupied Channel Bandwidth 99% (5775 MHz; 24.000 dBm; 40 MHz)

Customized settings.

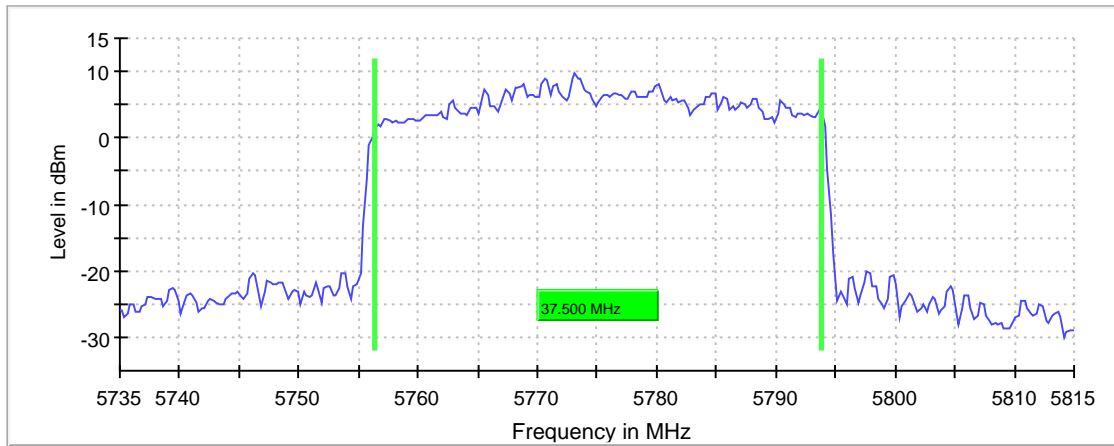
99 % Bandwidth

DUT Frequency (MHz)	Bandwidth (MHz)	Limit Min (MHz)	Limit Max (MHz)	Band Edge Left (MHz)	Band Edge Right (MHz)
5775.000000	37.500000	---	---	5756.375000	5793.875000

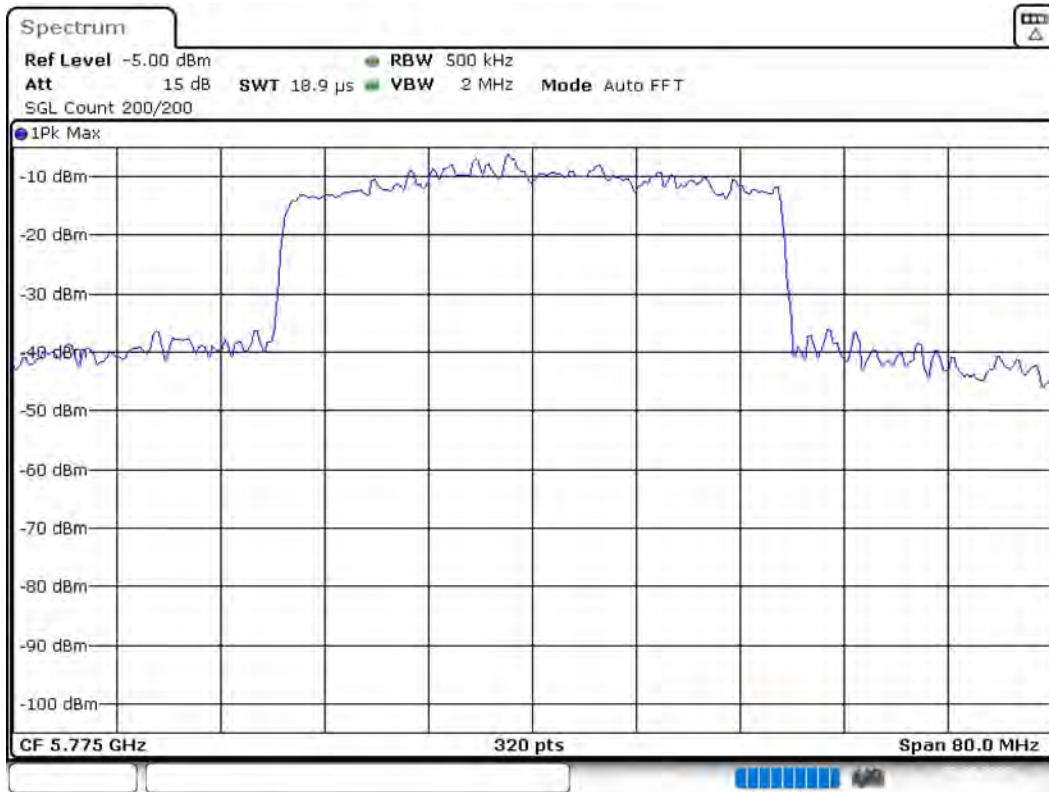
(continuation of the "99 % Bandwidth" table from column 6 ...)

DUT Frequency (MHz)	Result
5775.000000	PASS

99 % Bandwidth



Bandwidth



Date: 7_AUG.2020 16:07:34

Tx Spurious Emission (5775 MHz; 24.000 dBm; 40 MHz)

Customized settings.

Result

DUT Frequency (MHz)	Result
5775.000000	PASS

Final measurements

Frequency (MHz)	Level Pre Measurement (dBm)	level (dBm)	Limit (dBm)	Margin (dB)	Result
---	---	---	---	---	---

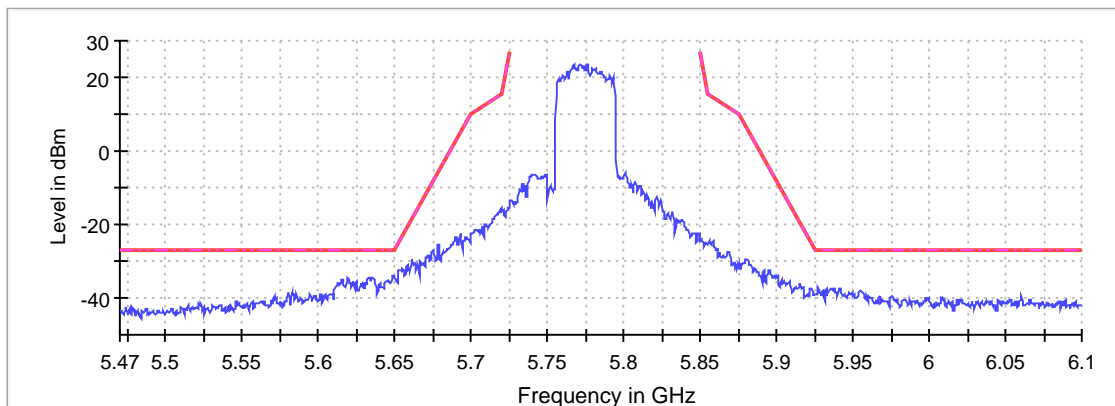
Pre Measurements

Frequency (MHz)	Level (dBm)	Margin (dB)	Limit (dBm)
5648.750000	-33.9	6.9	-27.0
5648.250000	-34.1	7.1	-27.0
5649.250000	-34.1	7.1	-27.0
5632.750000	-34.4	7.4	-27.0
5633.250000	-34.4	7.4	-27.0
5635.250000	-34.4	7.4	-27.0
5633.750000	-34.5	7.5	-27.0
5649.750000	-34.5	7.5	-27.0
5652.750000	-32.5	7.5	-25.0
5635.750000	-34.7	7.7	-27.0
5619.250000	-34.7	7.7	-27.0
5650.250000	-34.6	7.7	-26.8
5615.750000	-34.8	7.8	-27.0
5653.250000	-32.4	7.8	-24.6
5618.750000	-35.0	8.0	-27.0

Measurement Settings

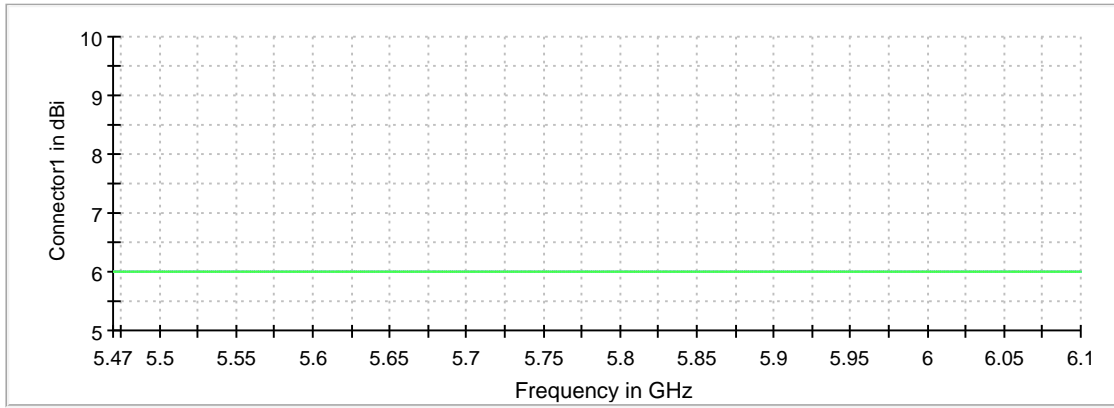
Start Frequency (MHz)	Stop Frequency (MHz)	Pre Measurement	Final Measurement
5470.000000	6100.000000	2	2

Spurious



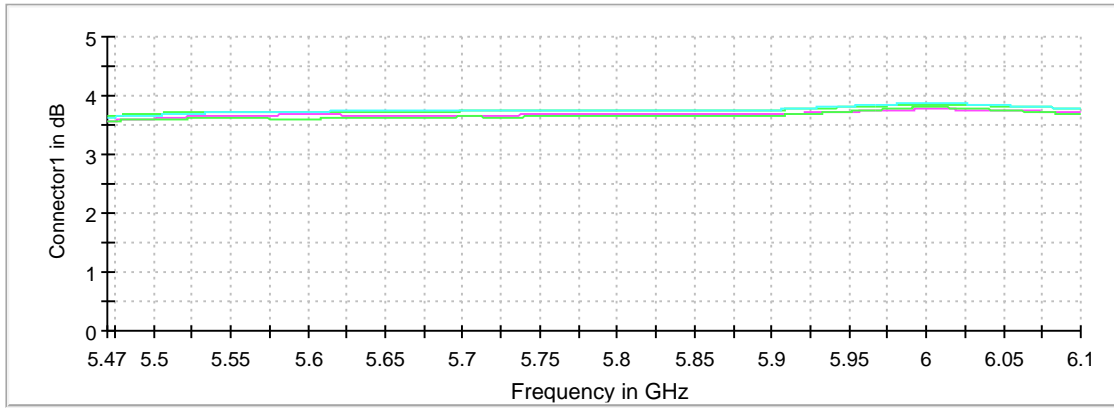
— Limit - - - - Threshold × Critical × Final Critical — Sum Level

Gain



Connector1 Connector2 Connector3 Connector4

Attenuation



Connector1 Connector2 Connector3 Connector4

Emission Bandwidth 26 dB (5795 MHz; 24.000 dBm; 40 MHz)

Customized settings.

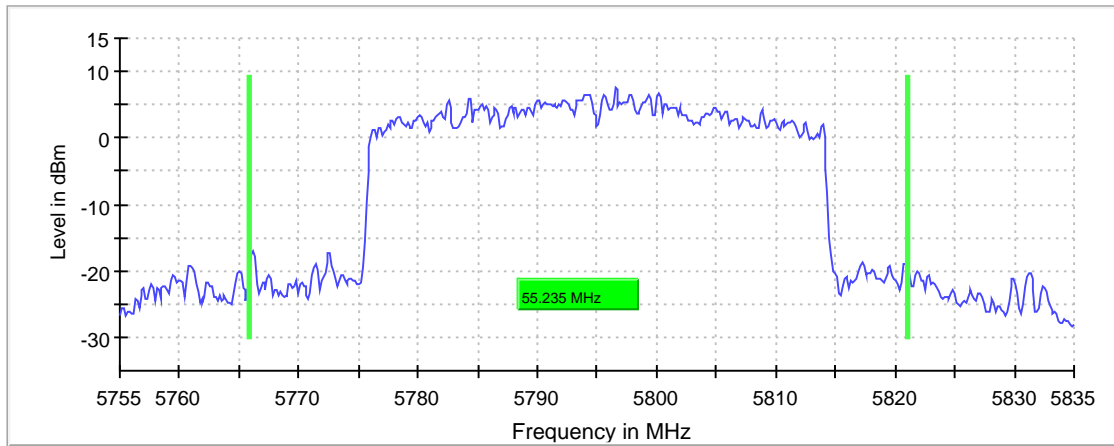
26 dB Bandwidth

DUT Frequency (MHz)	Bandwidth (MHz)	Limit Min (MHz)	Limit Max (MHz)	Band Edge Left (MHz)	Band Edge Right (MHz)
5795.000000	55.234522	---	---	5765.881801	5821.116323

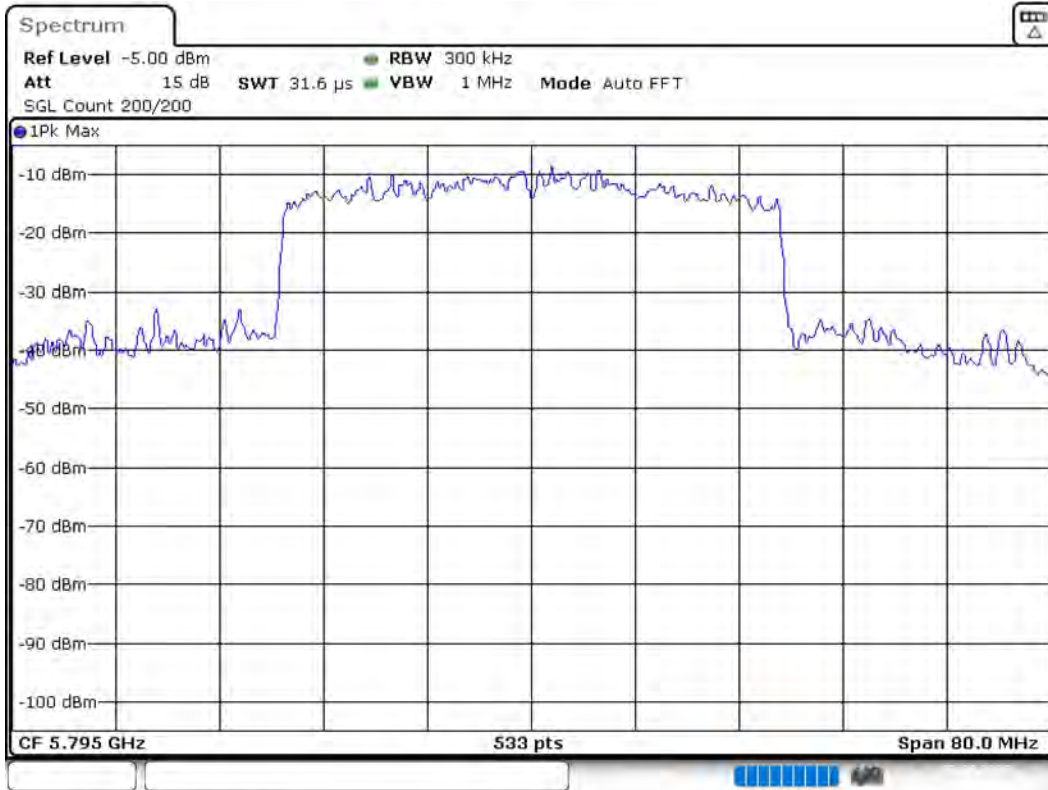
(continuation of the "26 dB Bandwidth" table from column 6 ...)

DUT Frequency (MHz)	Max Level (dBm)	Result
5795.000000	7.5	PASS

26 dB Bandwidth



Bandwidth



Date: 7_AUG.2020 16:08:55

Minimum Emission Bandwidth 6 dB (5795 MHz; 24.000 dBm; 40 MHz)

Customized settings.

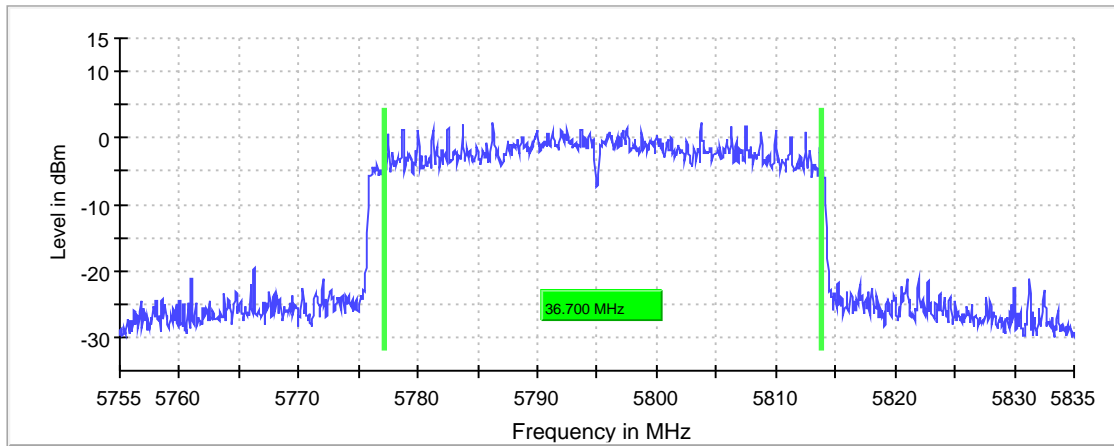
6 dB Bandwidth

DUT Frequency (MHz)	Bandwidth (MHz)	Limit Min (MHz)	Limit Max (MHz)	Band Edge Left (MHz)	Band Edge Right (MHz)
5795.000000	36.700000	0.500000	---	5777.125000	5813.825000

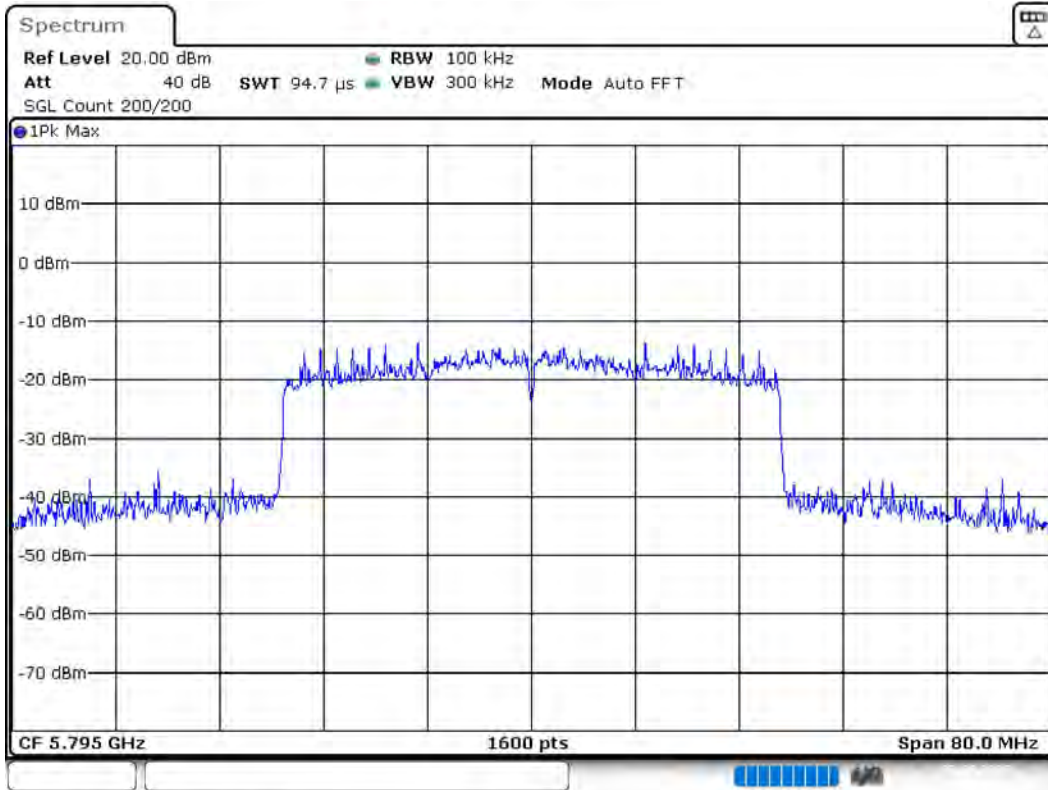
(continuation of the "6 dB Bandwidth" table from column 6 ...)

DUT Frequency (MHz)	Max Level (dBm)	Result
5795.000000	2.4	PASS

6 dB Bandwidth



Bandwidth



Date: 7_AUG.2020 16:14:25

Occupied Channel Bandwidth 99% (5795 MHz; 24.000 dBm; 40 MHz)

Customized settings.

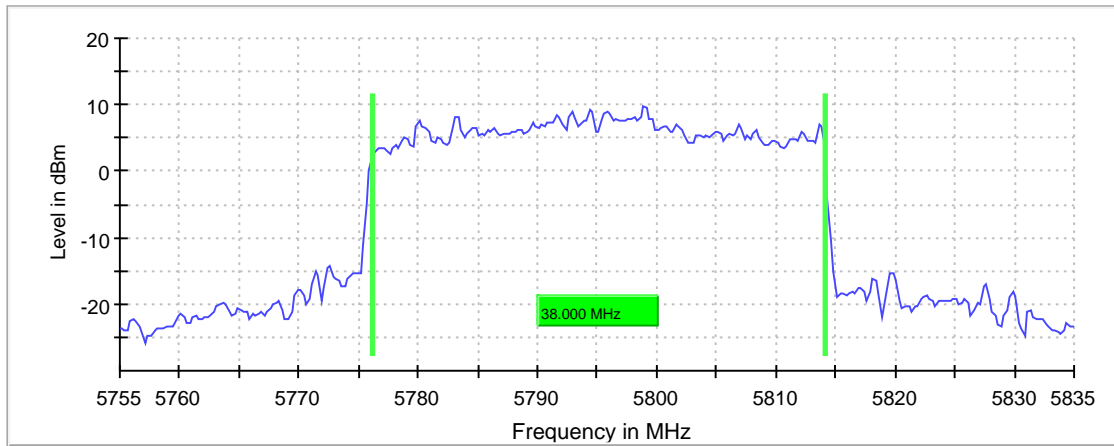
99 % Bandwidth

DUT Frequency (MHz)	Bandwidth (MHz)	Limit Min (MHz)	Limit Max (MHz)	Band Edge Left (MHz)	Band Edge Right (MHz)
5795.000000	38.000000	---	---	5776.125000	5814.125000

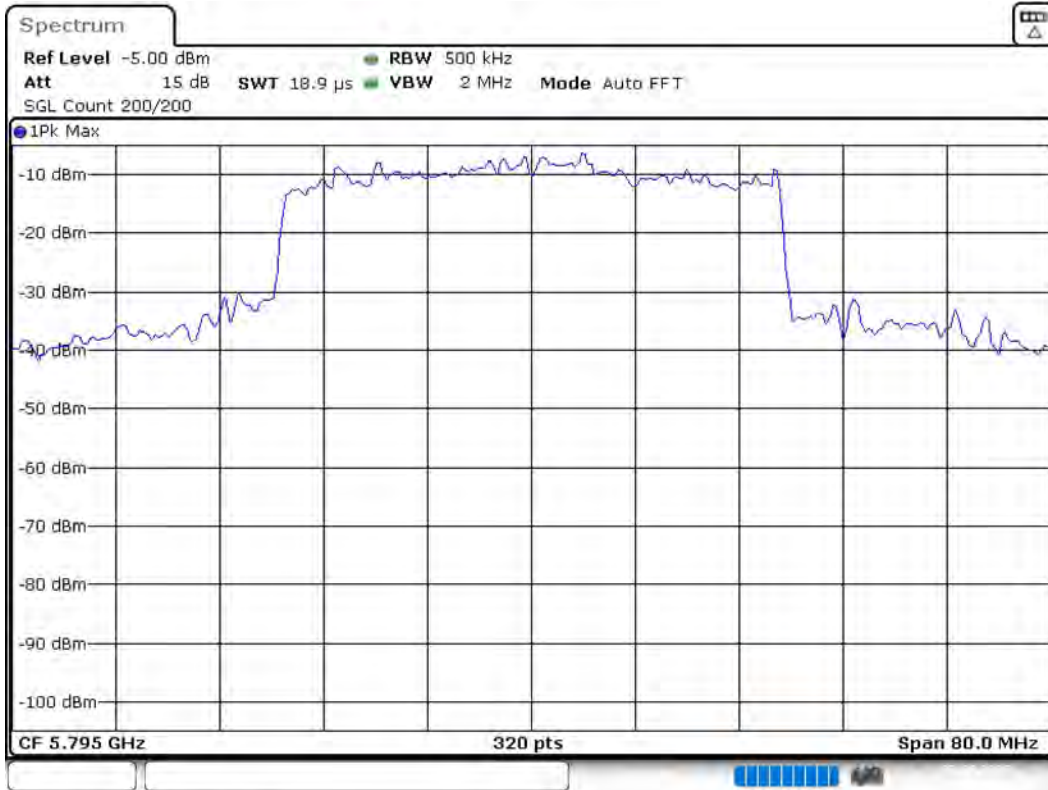
(continuation of the "99 % Bandwidth" table from column 6 ...)

DUT Frequency (MHz)	Result
5795.000000	PASS

99 % Bandwidth



Bandwidth



Date: 7_AUG.2020 16:16:32

Tx Spurious Emission (5795 MHz; 24.000 dBm; 40 MHz)

Customized settings.

Result

DUT Frequency (MHz)	Result
5795.000000	PASS

Final measurements

Frequency (MHz)	Level Pre Measurement (dBm)	level (dBm)	Limit (dBm)	Margin (dB)	Result
---	---	---	---	---	---

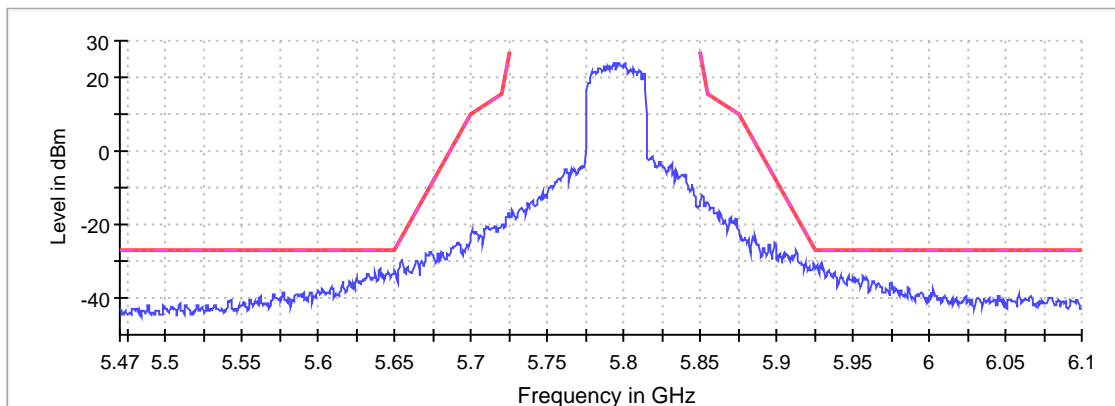
Pre Measurements

Frequency (MHz)	Level (dBm)	Margin (dB)	Limit (dBm)
5928.750000	-30.4	3.4	-27.0
5929.250000	-30.5	3.5	-27.0
5924.750000	-30.7	3.9	-26.8
5926.250000	-31.1	4.1	-27.0
5926.750000	-31.1	4.1	-27.0
5925.250000	-31.3	4.3	-27.0
5928.250000	-31.7	4.7	-27.0
5924.250000	-31.4	4.9	-26.4
5927.250000	-31.9	4.9	-27.0
5931.250000	-32.0	5.0	-27.0
5925.750000	-32.1	5.1	-27.0
5640.250000	-32.1	5.1	-27.0
5929.750000	-32.2	5.2	-27.0
5934.250000	-32.4	5.4	-27.0
5649.750000	-32.5	5.5	-27.0

Measurement Settings

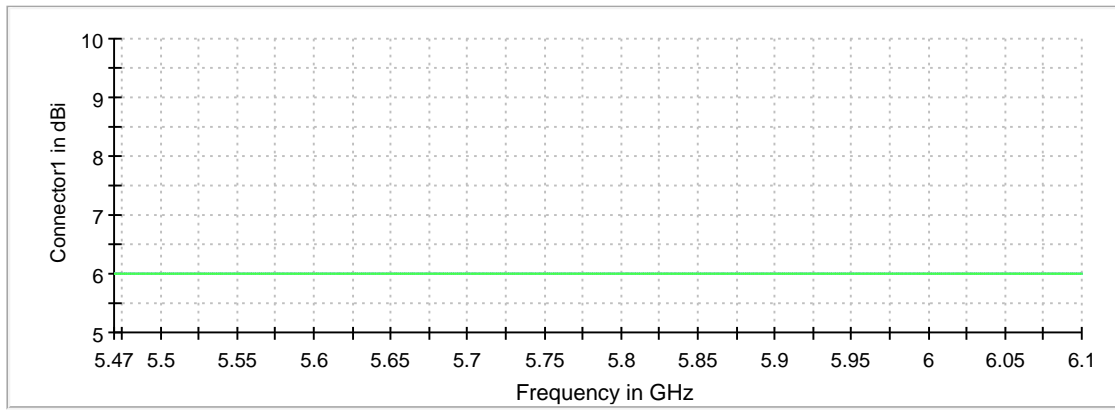
Start Frequency (MHz)	Stop Frequency (MHz)	Pre Measurement	Final Measurement
5470.000000	6100.000000	2	2

Spurious



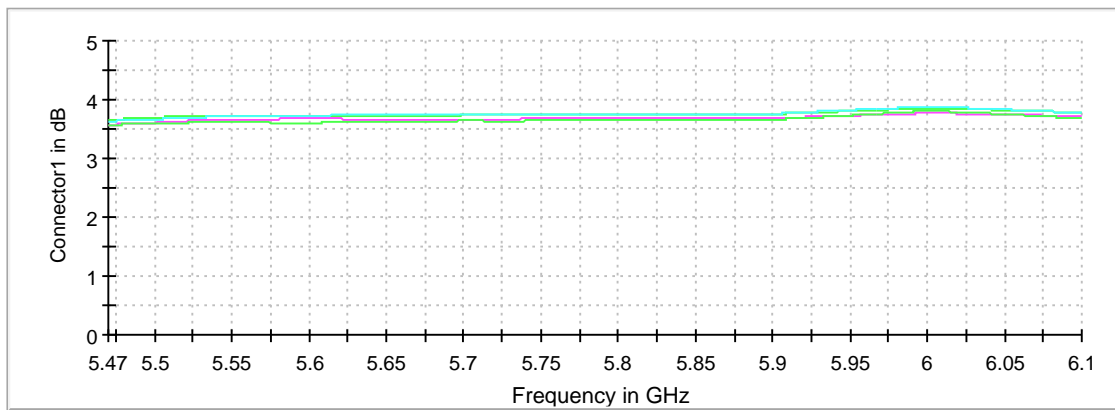
— Limit - - - - Threshold × Critical × Final Critical — Sum Level

Gain



Connector1 Connector2 Connector3 Connector4

Attenuation



Connector1 Connector2 Connector3 Connector4

Emission Bandwidth 26 dB (5775 MHz; 24.000 dBm; 80 MHz)

Customized settings.

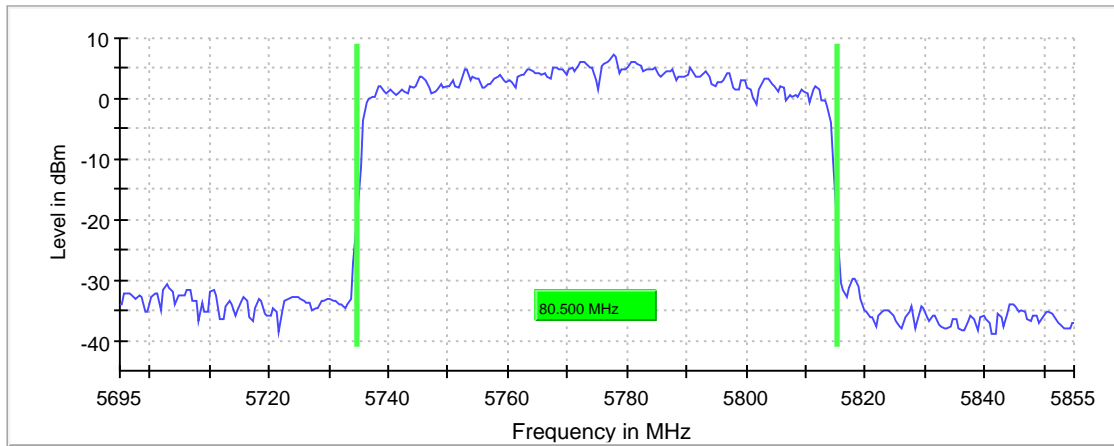
26 dB Bandwidth

DUT Frequency (MHz)	Bandwidth (MHz)	Limit Min (MHz)	Limit Max (MHz)	Band Edge Left (MHz)	Band Edge Right (MHz)
5775.000000	80.500000	---	---	5734.750000	5815.250000

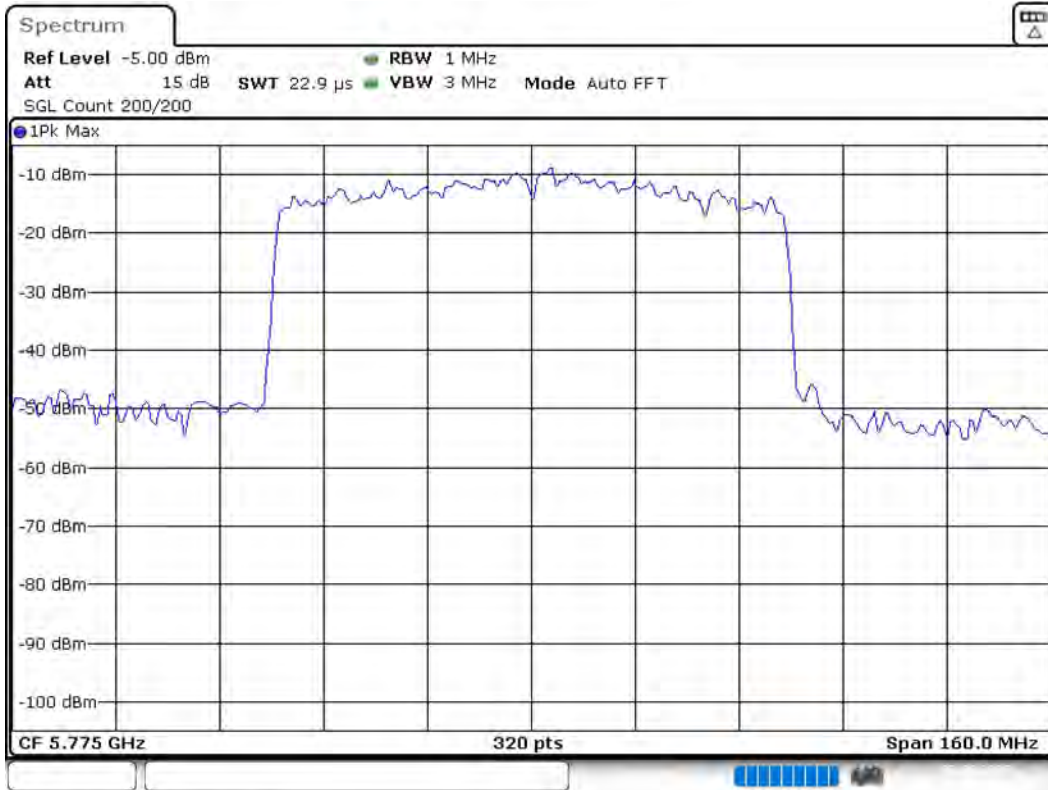
(continuation of the "26 dB Bandwidth" table from column 6 ...)

DUT Frequency (MHz)	Max Level (dBm)	Result
5775.000000	7.1	PASS

26 dB Bandwidth



Bandwidth



Date: 7_AUG.2020 16:53:33

Minimum Emission Bandwidth 6 dB (5775 MHz; 24.000 dBm; 80 MHz)

Customized settings.

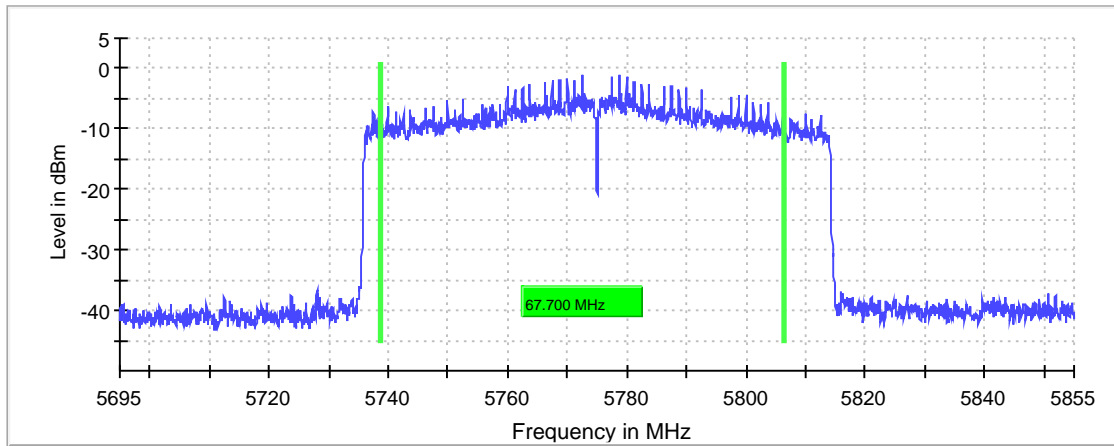
6 dB Bandwidth

DUT Frequency (MHz)	Bandwidth (MHz)	Limit Min (MHz)	Limit Max (MHz)	Band Edge Left (MHz)	Band Edge Right (MHz)
5775.000000	67.700000	0.500000	---	5738.675000	5806.375000

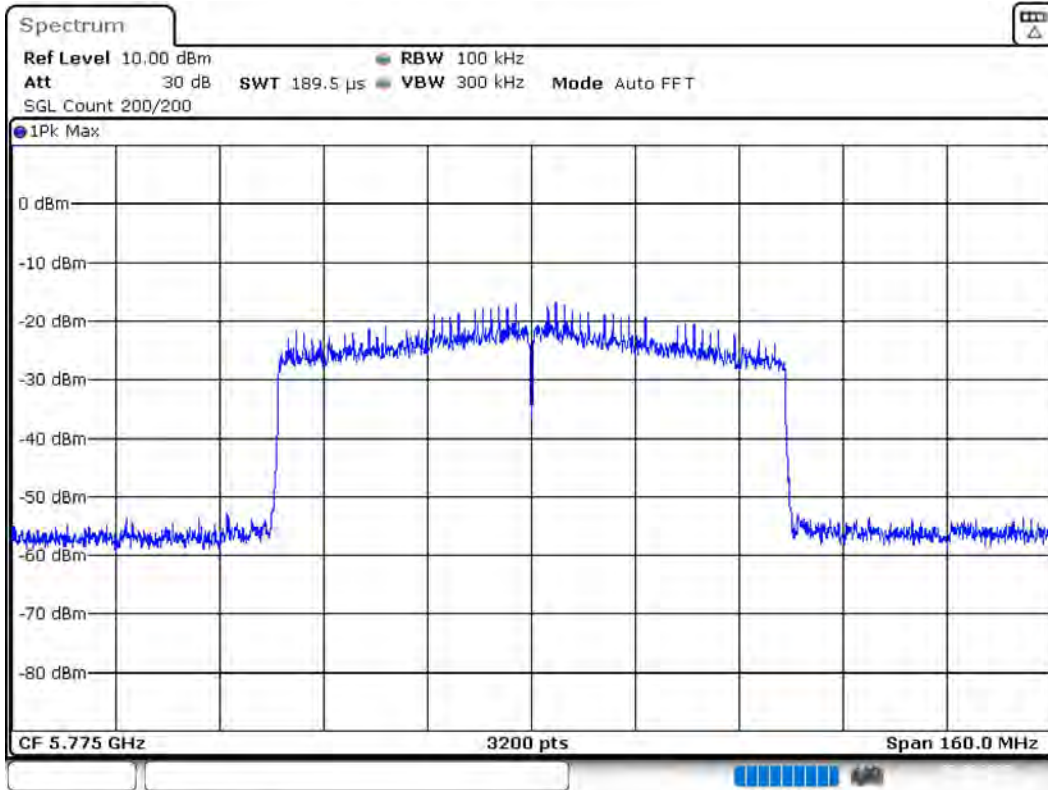
(continuation of the "6 dB Bandwidth" table from column 6 ...)

DUT Frequency (MHz)	Max Level (dBm)	Result
5775.000000	-0.9	PASS

6 dB Bandwidth



Bandwidth



Occupied Channel Bandwidth 99% (5775 MHz; 24.000 dBm; 80 MHz)

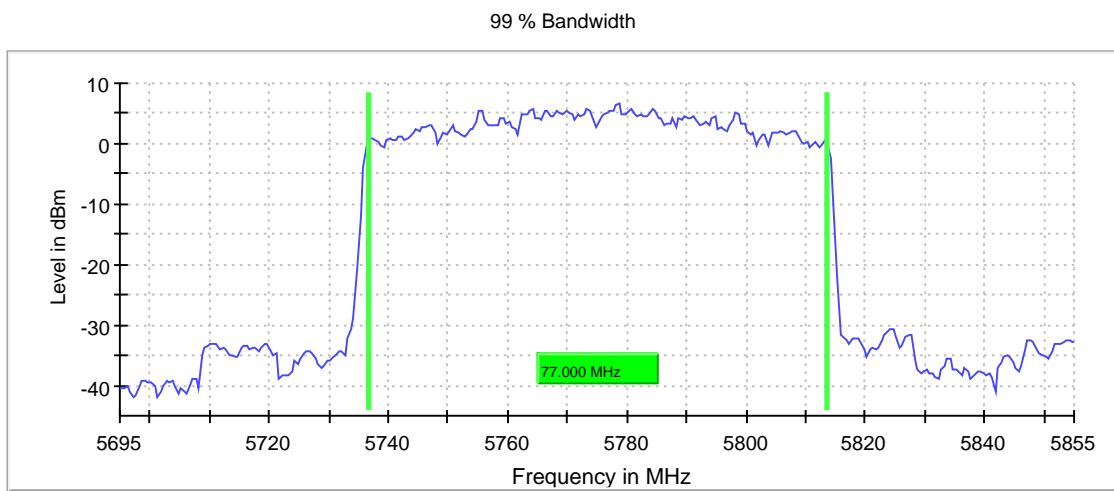
Customized settings.

99 % Bandwidth

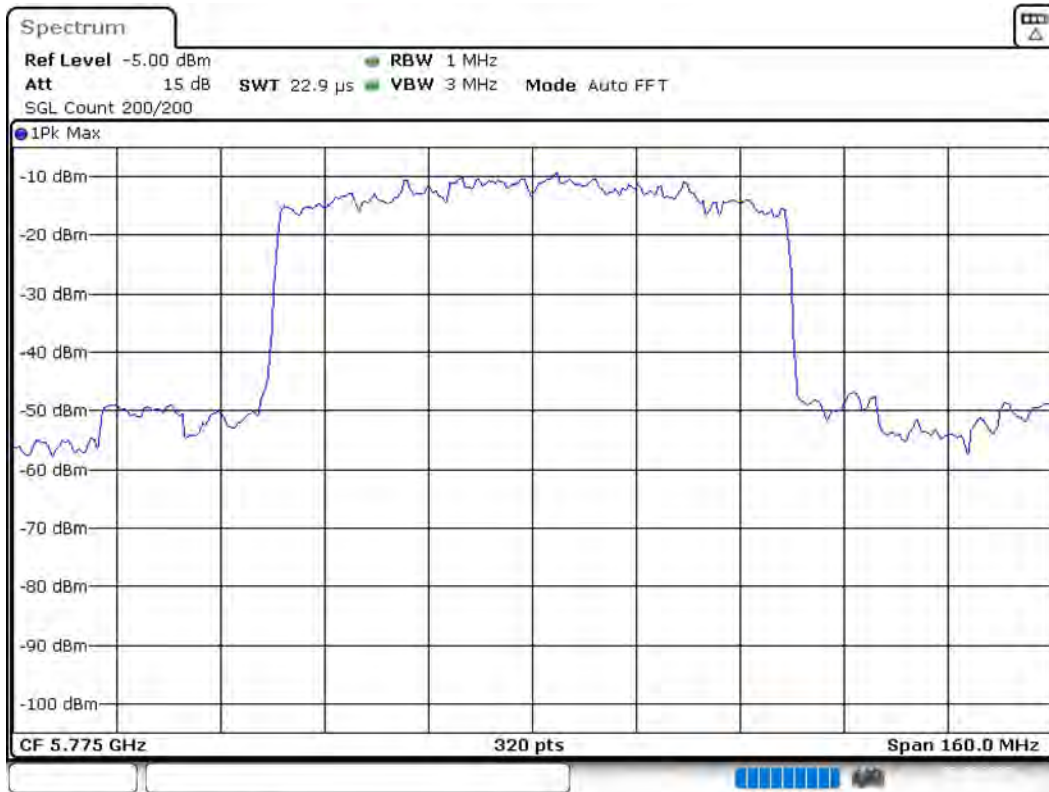
DUT Frequency (MHz)	Bandwidth (MHz)	Limit Min (MHz)	Limit Max (MHz)	Band Edge Left (MHz)	Band Edge Right (MHz)
5775.000000	77.000000	---	---	5736.750000	5813.750000

(continuation of the "99 % Bandwidth" table from column 6 ...)

DUT Frequency (MHz)	Result
5775.000000	PASS



Bandwidth



Date: 7_AUG.2020 16:56:01

Tx Spurious Emission (5775 MHz; 24.000 dBm; 80 MHz)

Customized settings.

Result

DUT Frequency (MHz)	Result
5775.000000	PASS

Final measurements

Frequency (MHz)	Level Pre Measurement (dBm)	level (dBm)	Limit (dBm)	Margin (dB)	Result
---	---	---	---	---	---

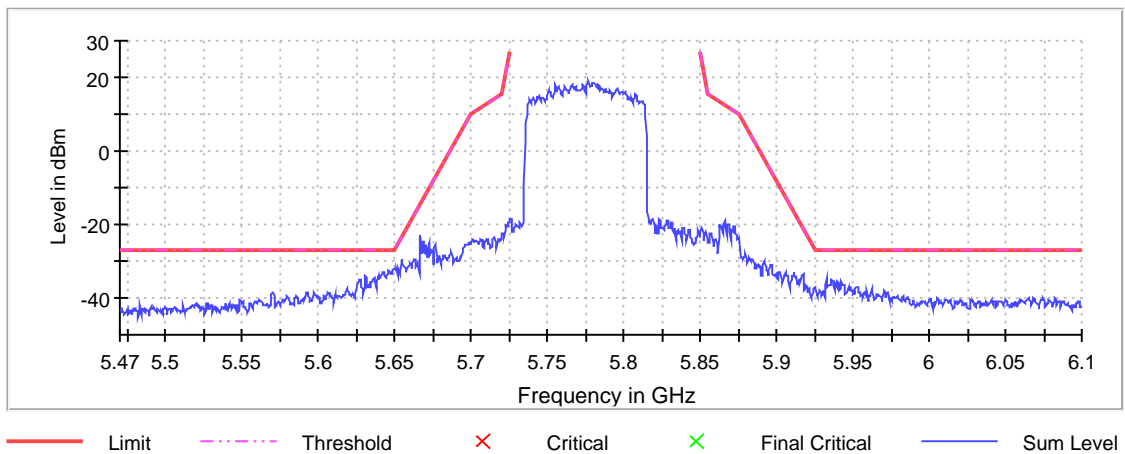
Pre Measurements

Frequency (MHz)	Level (dBm)	Margin (dB)	Limit (dBm)
5649.250000	-31.9	4.9	-27.0
5649.750000	-32.1	5.1	-27.0
5650.250000	-32.1	5.3	-26.8
5648.750000	-32.4	5.4	-27.0
5645.750000	-32.7	5.7	-27.0
5646.250000	-32.7	5.7	-27.0
5650.750000	-32.3	5.8	-26.4
5648.250000	-32.9	5.9	-27.0
5642.250000	-32.9	5.9	-27.0
5646.750000	-33.0	6.0	-27.0
5642.750000	-33.0	6.0	-27.0
5654.250000	-30.0	6.2	-23.9
5651.250000	-32.2	6.2	-26.1
5654.750000	-29.7	6.3	-23.5
5641.750000	-33.4	6.4	-27.0

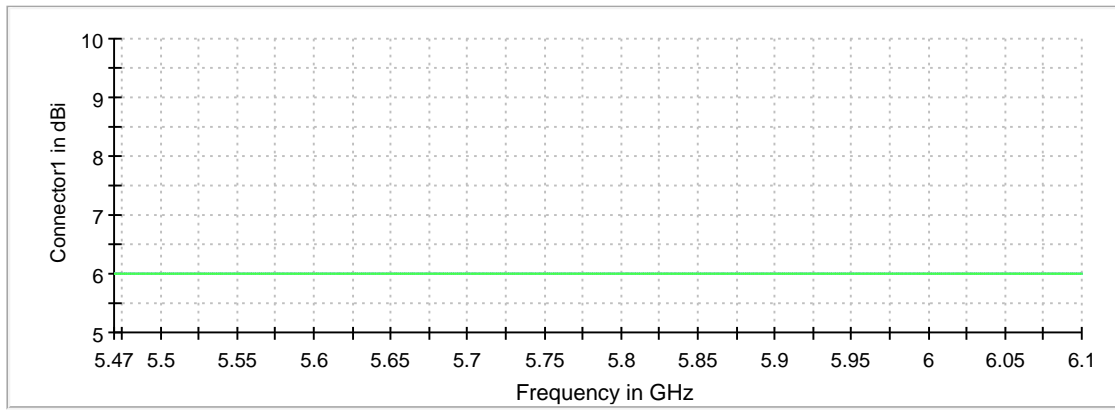
Measurement Settings

Start Frequency (MHz)	Stop Frequency (MHz)	Pre Measurement	Final Measurement
5470.000000	6100.000000	2	2

Spurious

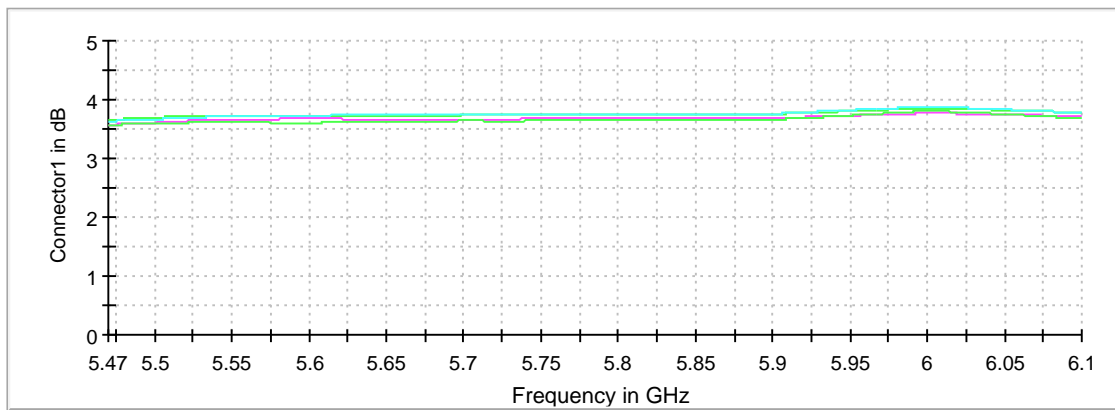


Gain



Connector1 Connector2 Connector3 Connector4

Attenuation



Connector1 Connector2 Connector3 Connector4