



427 West 12800 South
Draper, UT 84020

Test Report Attachment

FCC ID	SWX-U6P
ISED ID	6545A-U6P
Equipment Under Test	U6+
Test Report Serial Number	TR7619_03
Date of Test(s)	August 17-23; November 2 and 8, 2022, April 5, 2023
Report Issue Date	April 5, 2023



Test Location

Testing was performed at the Unified Compliance Laboratory located at 427 West 12800 South, Draper, UT 84020. Unified Compliance Laboratory is accredited by National Voluntary Laboratory Accreditation Program (NVLAP); NVLAP Code 600241-0 which is effective until 30 June 2023. This site has also been registered with Innovations, Science and Economic Development (ISED) department as was accepted under Appendix B, Phase 1 procedures of the APEC Tel MRA for Canadian recognition. ISED No.: 25346, effective until 30 June 2023. Unified Compliance Laboratory has been assigned Conformity Assessment Number US0223 by ISED and MRA US5037..

Test Personnel

Testing performed By	Tyler Parry
----------------------	-------------

UNII-2A – A Mode (worst case) Retest 4-5-2023**Summary**

Test	Frequency (MHz)	Nominal Power (dBm)	Nominal Bandwidth (MHz)	Result
RF output power	5260.000	24.0	20.000000	PASS
Power Spectral Density	5260.000	24.0	20.000000	PASS

RF output power (5260 MHz; 24.000 dBm; 20 MHz)

Customized settings.

Result

DUT Frequency (MHz)	Gated RMS (dBm)	Limit Max (dBm)	Gated EIRP (dBm)	DutyCycle (%)	Result
5260.000000	20.9	24.0	20.9	91.103	PASS

OSP PowerMeter settings

Setting	Instrument Value	Target Value
Measurement Time	1.000 s	1.000 s
Points	1000000	1000000
Time resolution	1.000 μ s	1.000 μ s

Power Spectral Density (5260 MHz; 24.000 dBm; 20 MHz)

Customized settings.

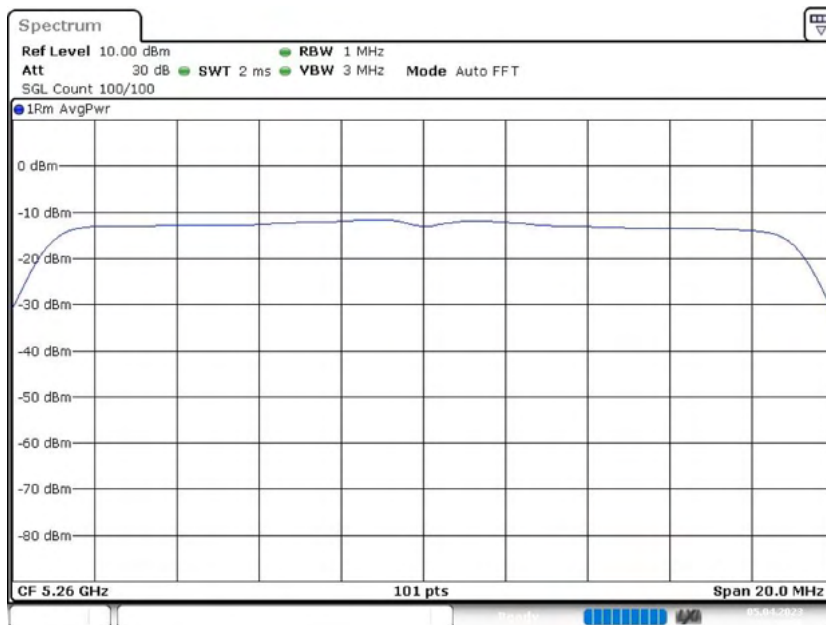
Result

DUT Frequency (MHz)	Frequency (MHz)	PSD (dBm)	Limit Max (dBm)	Result
5260.000000	5259.009901	8.171	11.0	PASS

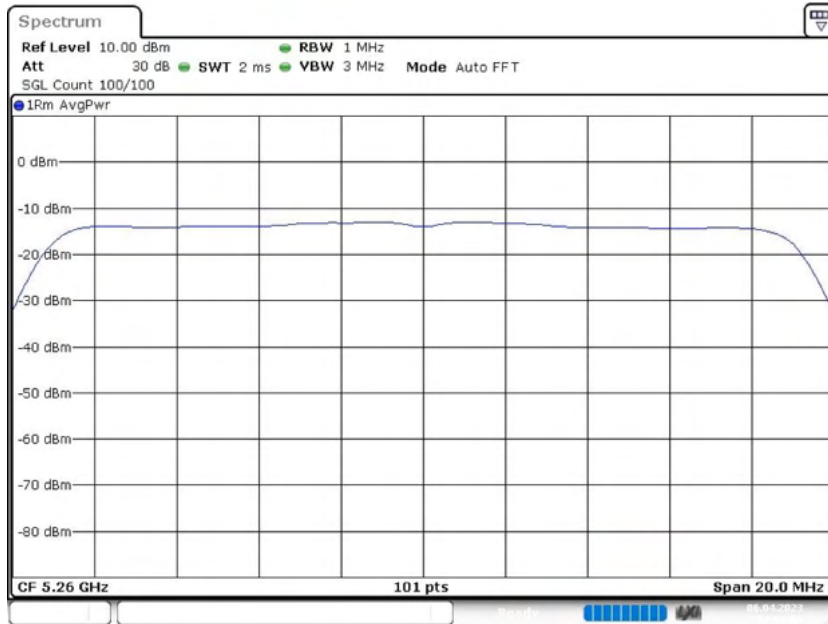
Ports

Port	State
1	used
2	used

PSD Connector 1



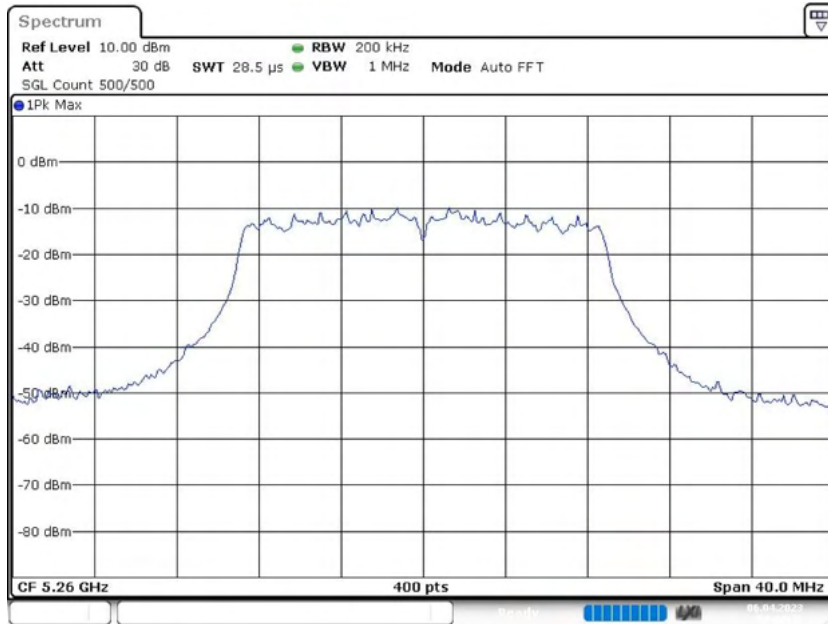
PSD Connector 2



Date: 6.APR.2023 00:00:03

Measurement

Setting	Instrument Value	Target Value
Start Frequency	5.25000 GHz	5.25000 GHz
Stop Frequency	5.27000 GHz	5.27000 GHz
Span	20.000 MHz	20.000 MHz
RBW	1.000 MHz	<= 1.000 MHz
VBW	3.000 MHz	>= 3.000 MHz
SweepPoints	101	~ 40
Sweeptime	2.020 ms	2.020 ms
Reference Level	10.000 dBm	10.000 dBm
Attenuation	30.000 dB	AUTO
Detector	RMS	RMS
SweepCount	100	100
Filter	3 dB	3 dB
Trace Mode	Average Power	Average Power
SweepType	FFT	AUTO
Preamp	off	off



Date: 6.APR.2023 00:00:26

Measurement

Setting	Instrument Value	Target Value
Start Frequency	5.24000 GHz	5.24000 GHz
Stop Frequency	5.28000 GHz	5.28000 GHz
Span	40.000 MHz	40.000 MHz
RBW	200.000 kHz	\geq 200.000 kHz
VBW	1.000 MHz	\geq 600.000 kHz
SweepPoints	400	~ 400
SweepTime	28.477 μ s	AUTO
Reference Level	10.000 dBm	10.000 dBm
Attenuation	30.000 dB	AUTO
Detector	MaxPeak	MaxPeak
SweepCount	500	500
Filter	3 dB	3 dB
Trace Mode	Max Hold	Max Hold
SweepType	FFT	AUTO
Preamp	off	off

UNII-2A – AX Mode (worst case)

Hardware Setup: WMS Measurements\TS8997 Hardware Setup

Spectrum Analyzer: SA FSV 40 (SA FSV 40) @ VISA (ADR
TCPIP::192.168.48.100::inst0::instr), SN 1321.3008K40/101752, FW
3.70

Vector Generator: VG SMW200A (VG SMW200A) @ VISA (ADR TCPIP0::A-N5182B-
301471::inst0::INSTR), SN 101752, FW 3.70

Generator: SMB100A (SMB100A) @ VISA (ADR
TCPIP::192.168.48.110::inst0::INSTR), SN 180599, FW 3.20.390.24
/ Drv:Rev 2.21.0, 07/2016, CVI 2015

OSP: OSP-B157W8PLUS (OSP-B157W8PLUS) @ VISA (ADR
TCPIP::192.168.48.157::inst0::instr), SN 1527.1144.06 / 100955, FW
2.00.1.0

Summary

Test	Frequency (MHz)	Nominal Power (dBm)	Nominal Bandwidth (MHz)	Result
Emission Bandwidth 26 dB	5260.000	24.0	20.000000	PASS
RF output power	5260.000	24.0	20.000000	PASS
Power Spectral Density	5260.000	24.0	20.000000	PASS
Occupied Channel Bandwidth 99%	5260.000	24.0	20.000000	PASS
Emission Bandwidth 26 dB	5280.000	24.0	20.000000	PASS
Occupied Channel Bandwidth 99%	5280.000	24.0	20.000000	PASS
Emission Bandwidth 26 dB	5320.000	24.0	20.000000	PASS
Occupied Channel Bandwidth 99%	5320.000	24.0	20.000000	PASS
Emission Bandwidth 26 dB	5270.000	24.0	40.000000	PASS
Occupied Channel Bandwidth 99%	5270.000	24.0	40.000000	PASS
Emission Bandwidth 26 dB	5310.000	24.0	40.000000	PASS
Occupied Channel Bandwidth 99%	5310.000	24.0	40.000000	PASS
Emission Bandwidth 26 dB	5290.000	24.0	80.000000	PASS
Occupied Channel Bandwidth 99%	5290.000	24.0	80.000000	PASS
Emission Bandwidth 26 dB	5250.000	24.0	160.000000	PASS
Occupied Channel Bandwidth 99%	5250.000	24.0	160.000000	PASS

Emission Bandwidth 26 dB (5260 MHz; 24.000 dBm; 20 MHz)

Customized settings.

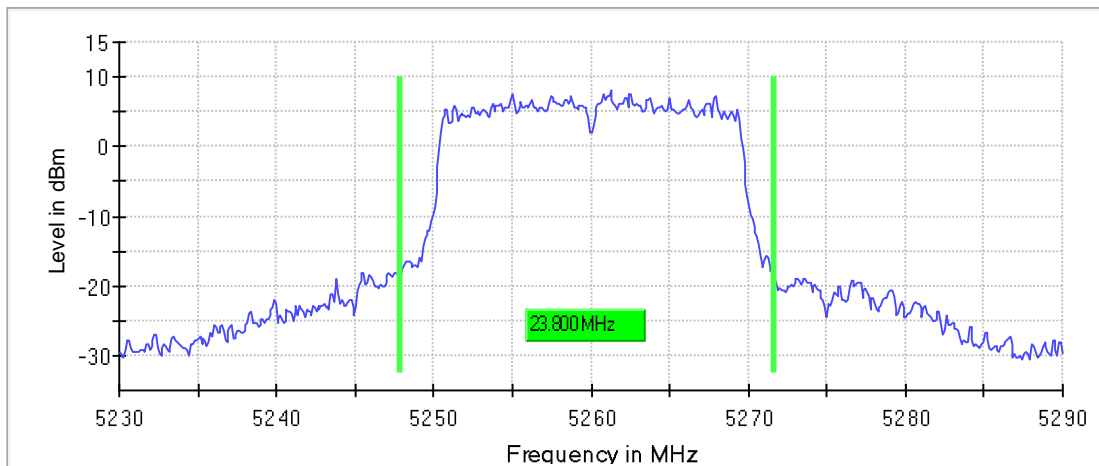
26 dB Bandwidth

DUT Frequency (MHz)	Bandwidth (MHz)	Limit Min (MHz)	Limit Max (MHz)	Band Edge Left (MHz)	Band Edge Right (MHz)
5260.000000	23.800000	---	---	5247.850000	5271.650000

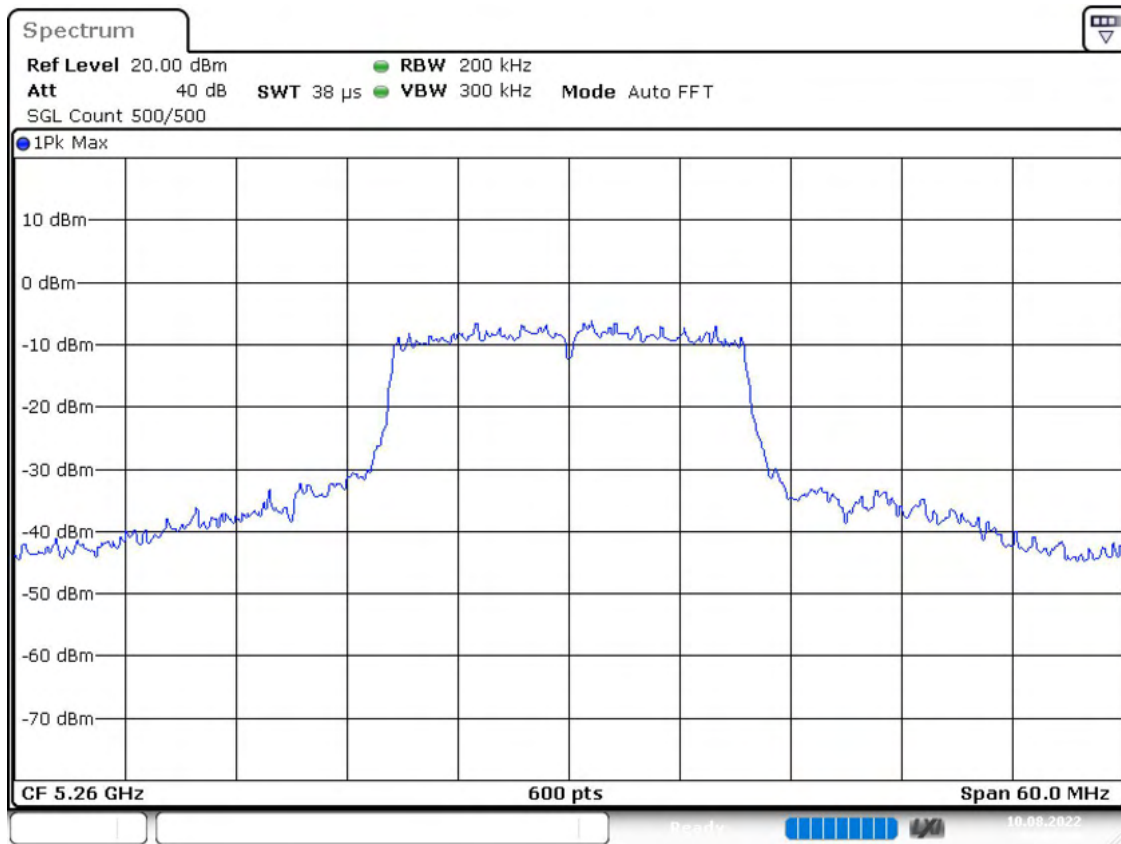
(continuation of the "26 dB Bandwidth" table from column 6 ...)

DUT Frequency (MHz)	Max Level (dBm)	Result
5260.000000	8.1	PASS

26 dB Bandwidth



Bandwidth



Date: 10.AUG.2022 03:07:31

Measurement

Setting	Instrument Value	Target Value
Start Frequency	5.23000 GHz	5.23000 GHz
Stop Frequency	5.29000 GHz	5.29000 GHz
Span	60.000 MHz	60.000 MHz
RBW	200.000 kHz	~ 200.000 kHz
VBW	300.000 kHz	>= 240.000 kHz
SweepPoints	600	~ 600
SweepTime	37.969 µs	AUTO
Reference Level	20.000 dBm	20.000 dBm
Attenuation	40.000 dB	AUTO
Detector	MaxPeak	MaxPeak
SweepCount	500	500
Filter	3 dB	3 dB
Trace Mode	Max Hold	Max Hold
SweepType	FFT	AUTO
Preamp	off	off

RF output power (5260 MHz; 24.000 dBm; 20 MHz)

Customized settings.

Result

DUT Frequency (MHz)	Gated RMS (dBm)	Limit Max (dBm)	Gated EIRP (dBm)	DutyCycle (%)	Result
5260.000000	23.4	24.0	23.4	90.027	PASS

OSP PowerMeter settings

Setting	Instrument Value	Target Value
Measurement Time	1.000 s	1.000 s
Points	1000000	1000000
Time resolution	1.000 μ s	1.000 μ s

Power Spectral Density (5260 MHz; 24.000 dBm; 20 MHz)

Customized settings.

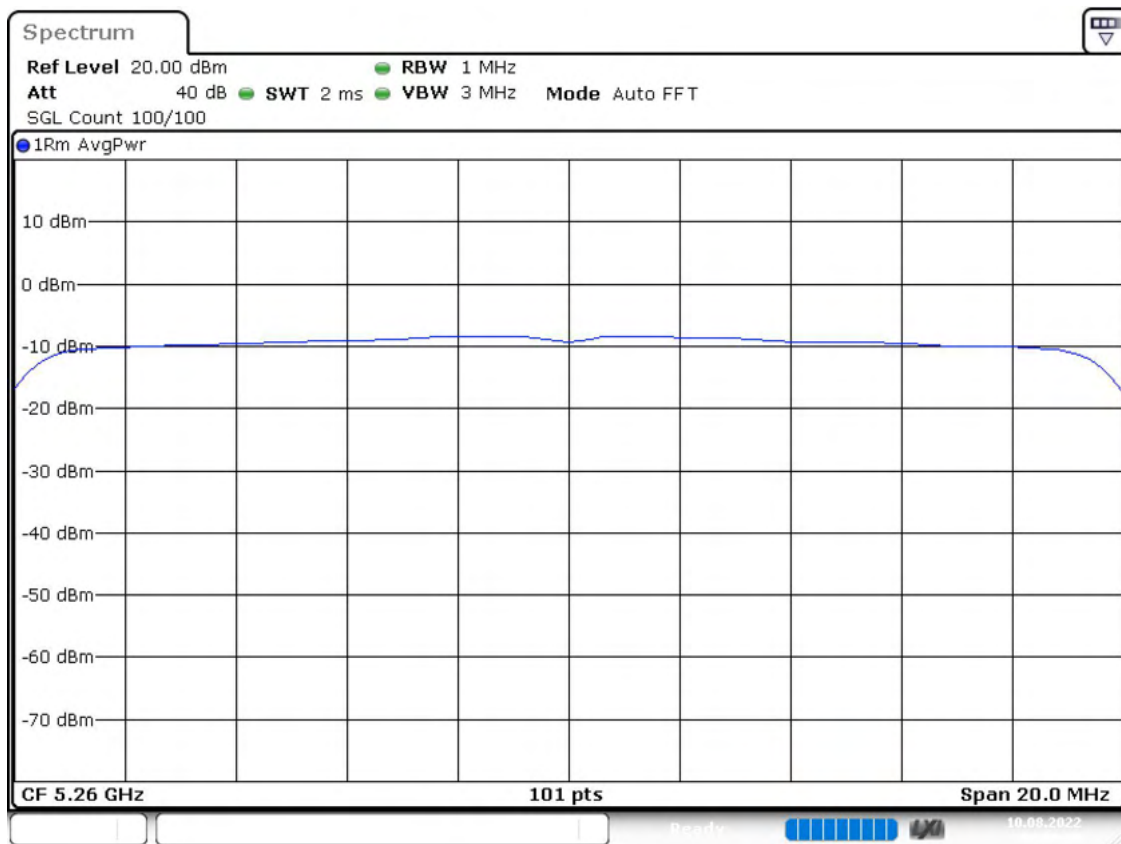
Result

DUT Frequency (MHz)	Frequency (MHz)	PSD (dBm)	Limit Max (dBm)	Result
5260.000000	5260.990099	8.252	11.0	PASS

Ports

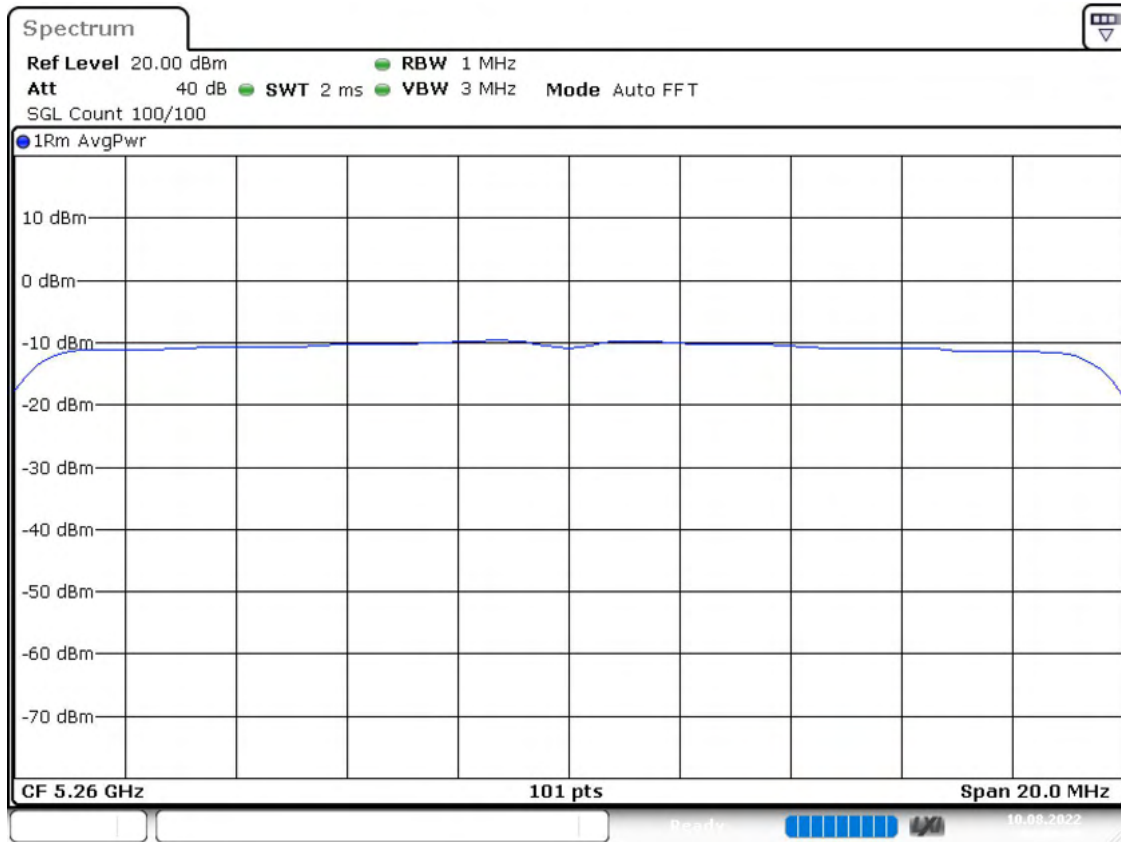
Port	State
1	used
2	used

PSD Connector 1



Date: 10.AUG.2022 03:09:30

PSD Connector 2



Date: 10.AUG.2022 03:09:35

Measurement

Setting	Instrument Value	Target Value
Start Frequency	5.25000 GHz	5.25000 GHz
Stop Frequency	5.27000 GHz	5.27000 GHz
Span	20.000 MHz	20.000 MHz
RBW	1.000 MHz	<= 1.000 MHz
VBW	3.000 MHz	>= 3.000 MHz
SweepPoints	101	~ 40
SweepTime	2.020 ms	2.020 ms
Reference Level	20.000 dBm	20.000 dBm
Attenuation	40.000 dB	AUTO
Detector	RMS	RMS
SweepCount	100	100
Filter	3 dB	3 dB
Trace Mode	Average Power	Average Power
SweepType	FFT	AUTO
Preamp	off	off

Occupied Channel Bandwidth 99% (5260 MHz; 24.000 dBm; 20 MHz)

Customized settings.

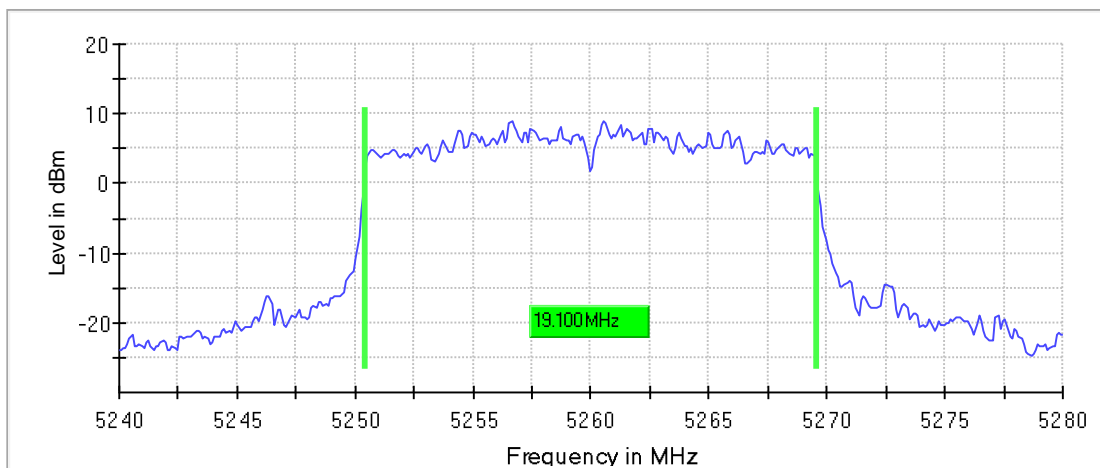
99 % Bandwidth

DUT Frequency (MHz)	Bandwidth (MHz)	Limit Min (MHz)	Limit Max (MHz)	Band Edge Left (MHz)	Band Edge Right (MHz)
5260.000000	19.100000	---	---	5250.450000	5269.550000

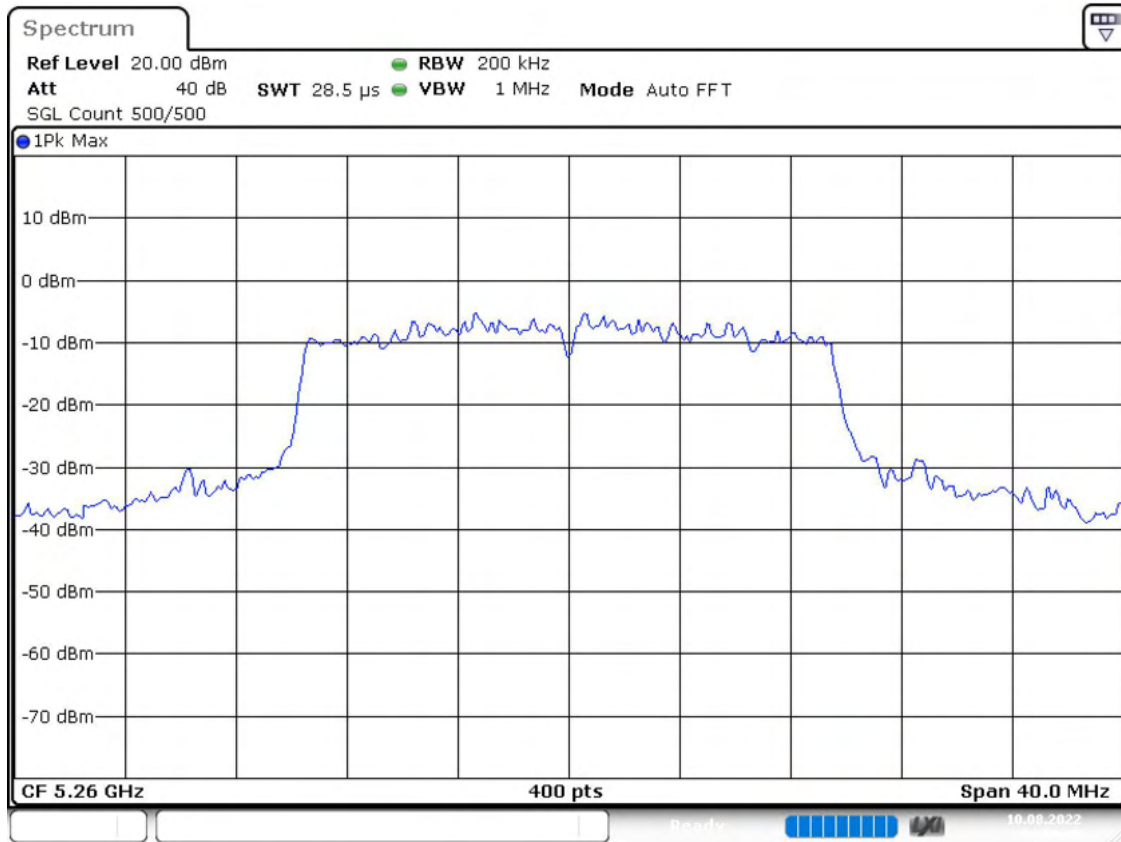
(continuation of the "99 % Bandwidth" table from column 6 ...)

DUT Frequency (MHz)	Result
5260.000000	PASS

99 % Bandwidth



Bandwidth



Date: 10.AUG.2022 03:09:44

Measurement

Setting	Instrument Value	Target Value
Start Frequency	5.24000 GHz	5.24000 GHz
Stop Frequency	5.28000 GHz	5.28000 GHz
Span	40.000 MHz	40.000 MHz
RBW	200.000 kHz	\geq 200.000 kHz
VBW	1.000 MHz	\geq 600.000 kHz
SweepPoints	400	\sim 400
Sweeptime	28.477 μ s	AUTO
Reference Level	20.000 dBm	20.000 dBm
Attenuation	40.000 dB	AUTO
Detector	MaxPeak	MaxPeak
SweepCount	500	500
Filter	3 dB	3 dB
Trace Mode	Max Hold	Max Hold
SweepType	FFT	AUTO
Preamp	off	off

Emission Bandwidth 26 dB (5280 MHz; 24.000 dBm; 20 MHz)

Customized settings.

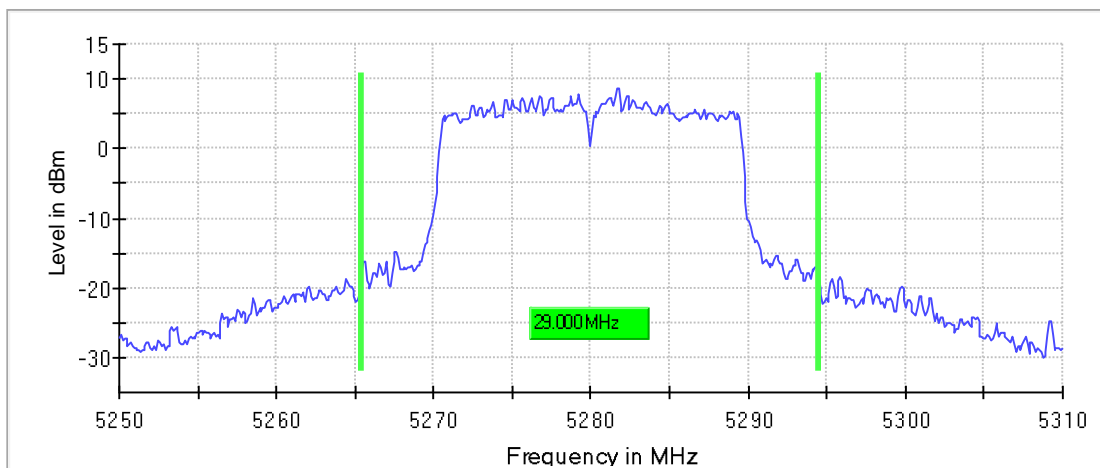
26 dB Bandwidth

DUT Frequency (MHz)	Bandwidth (MHz)	Limit Min (MHz)	Limit Max (MHz)	Band Edge Left (MHz)	Band Edge Right (MHz)
5280.000000	29.000000	---	---	5265.450000	5294.450000

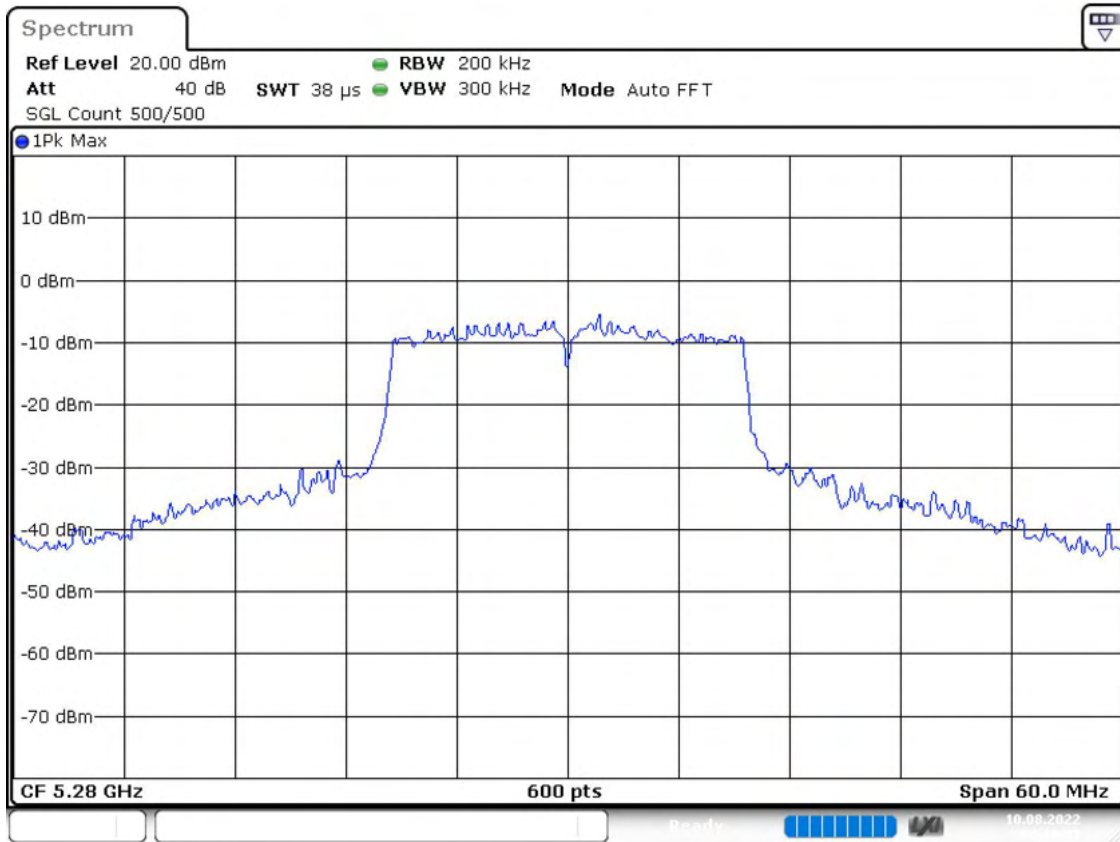
(continuation of the "26 dB Bandwidth" table from column 6 ...)

DUT Frequency (MHz)	Max Level (dBm)	Result
5280.000000	8.7	PASS

26 dB Bandwidth



Bandwidth



Date: 10.AUG.2022 03:10:42

Occupied Channel Bandwidth 99% (5280 MHz; 24.000 dBm; 20 MHz)

Customized settings.

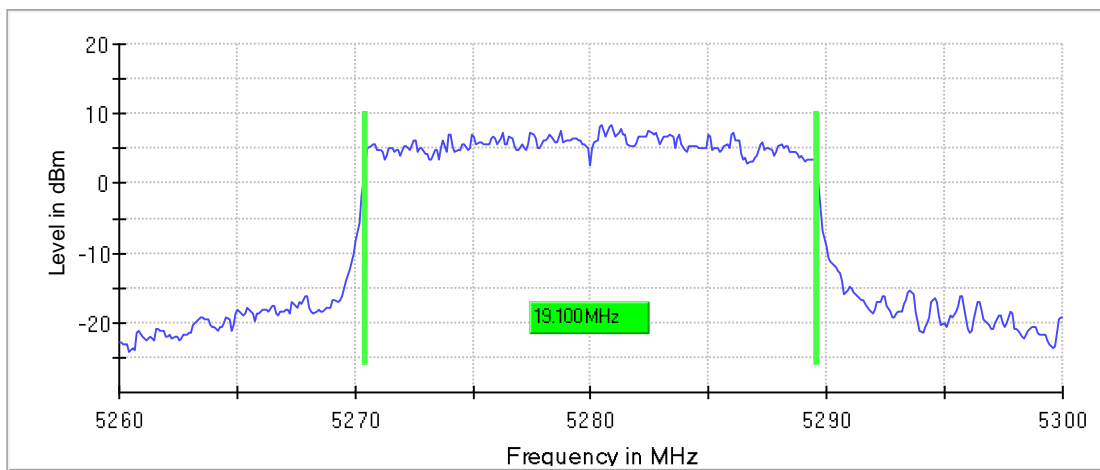
99 % Bandwidth

DUT Frequency (MHz)	Bandwidth (MHz)	Limit Min (MHz)	Limit Max (MHz)	Band Edge Left (MHz)	Band Edge Right (MHz)
5280.000000	19.100000	---	---	5270.450000	5289.550000

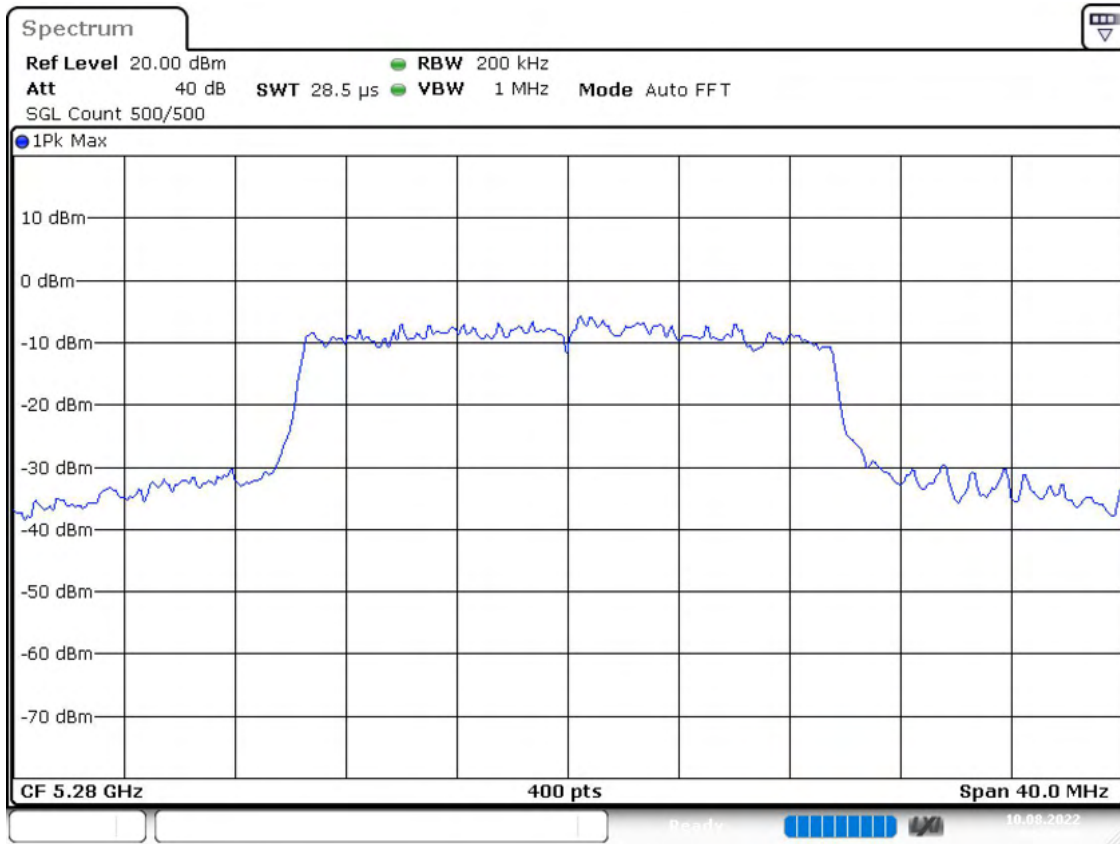
(continuation of the "99 % Bandwidth" table from column 6 ...)

DUT Frequency (MHz)	Result
5280.000000	PASS

99 % Bandwidth



Bandwidth



Date: 10.AUG.2022 03:11:33

Emission Bandwidth 26 dB (5320 MHz; 24.000 dBm; 20 MHz)

Customized settings.

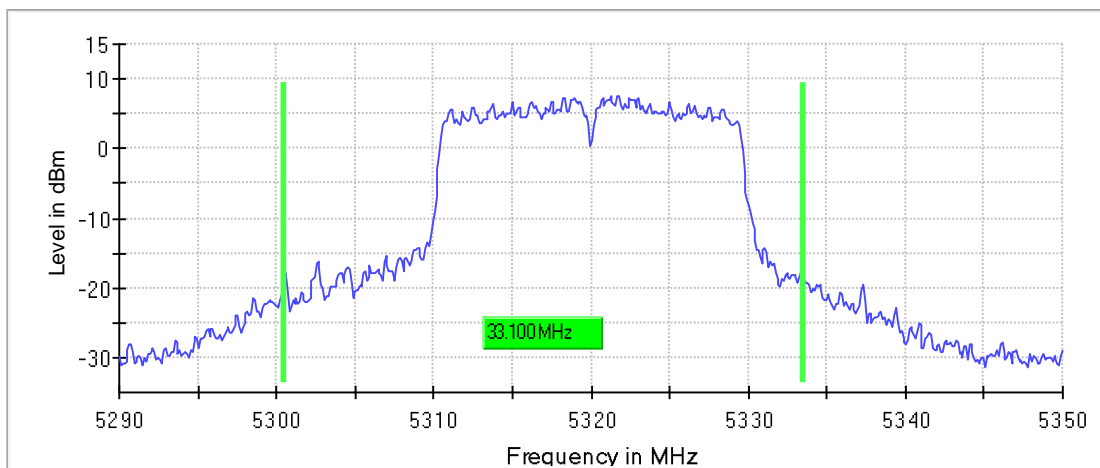
26 dB Bandwidth

DUT Frequency (MHz)	Bandwidth (MHz)	Limit Min (MHz)	Limit Max (MHz)	Band Edge Left (MHz)	Band Edge Right (MHz)
5320.000000	33.100000	---	---	5300.450000	5333.550000

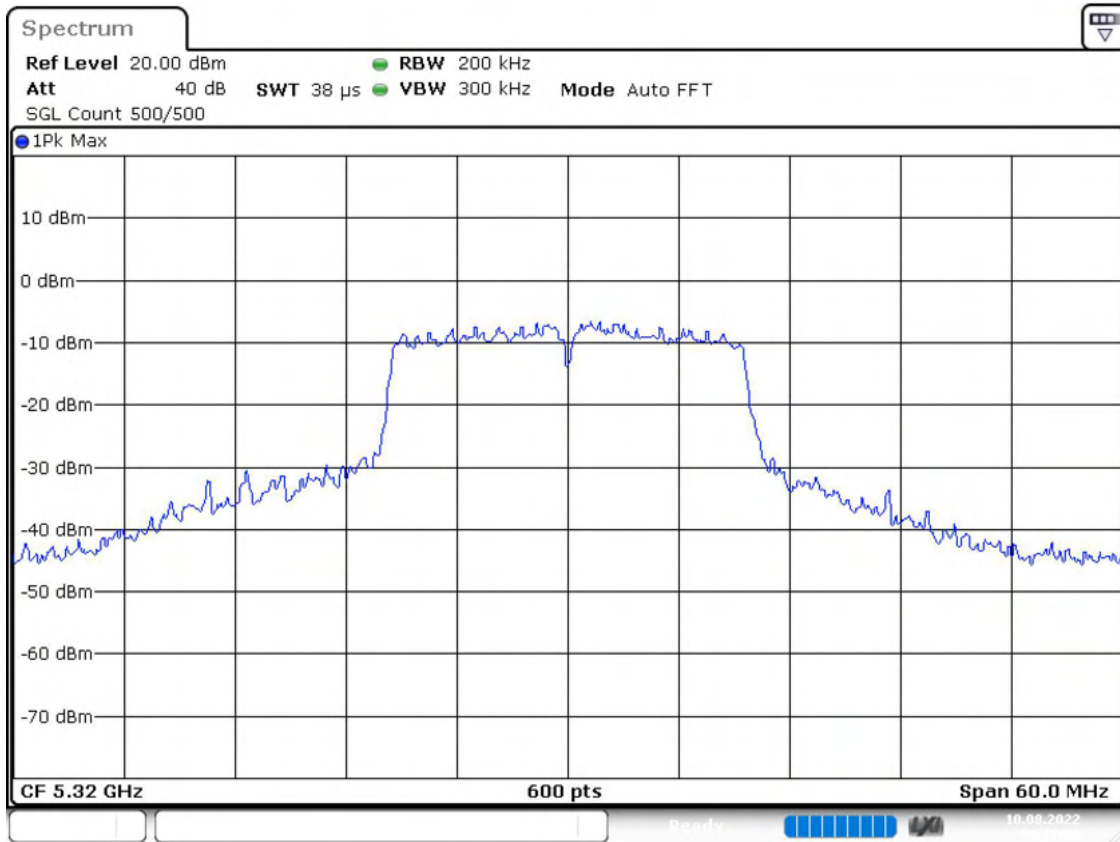
(continuation of the "26 dB Bandwidth" table from column 6 ...)

DUT Frequency (MHz)	Max Level (dBm)	Result
5320.000000	7.6	PASS

26 dB Bandwidth



Bandwidth



Date: 10.AUG.2022 03:11:59

Occupied Channel Bandwidth 99% (5320 MHz; 24.000 dBm; 20 MHz)

Customized settings.

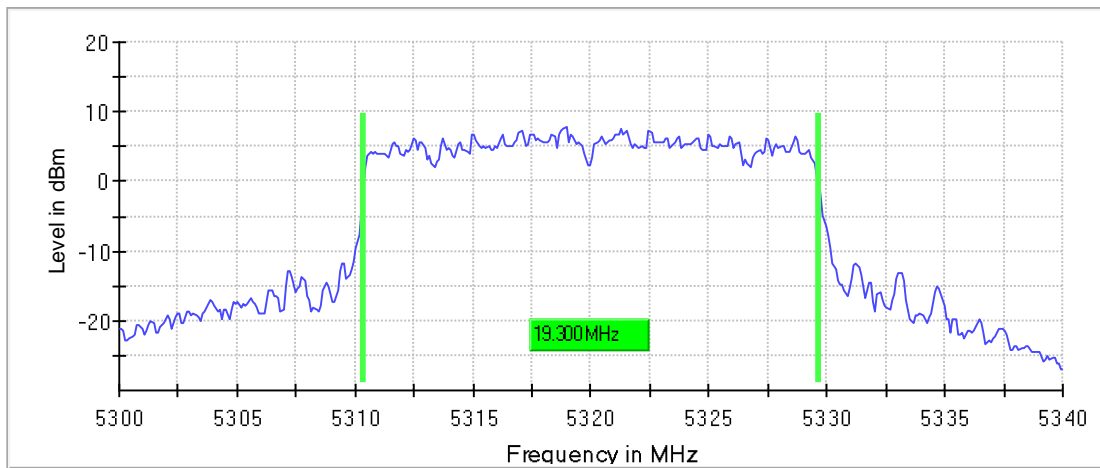
99 % Bandwidth

DUT Frequency (MHz)	Bandwidth (MHz)	Limit Min (MHz)	Limit Max (MHz)	Band Edge Left (MHz)	Band Edge Right (MHz)
5320.000000	19.300000	---	---	5310.350000	5329.650000

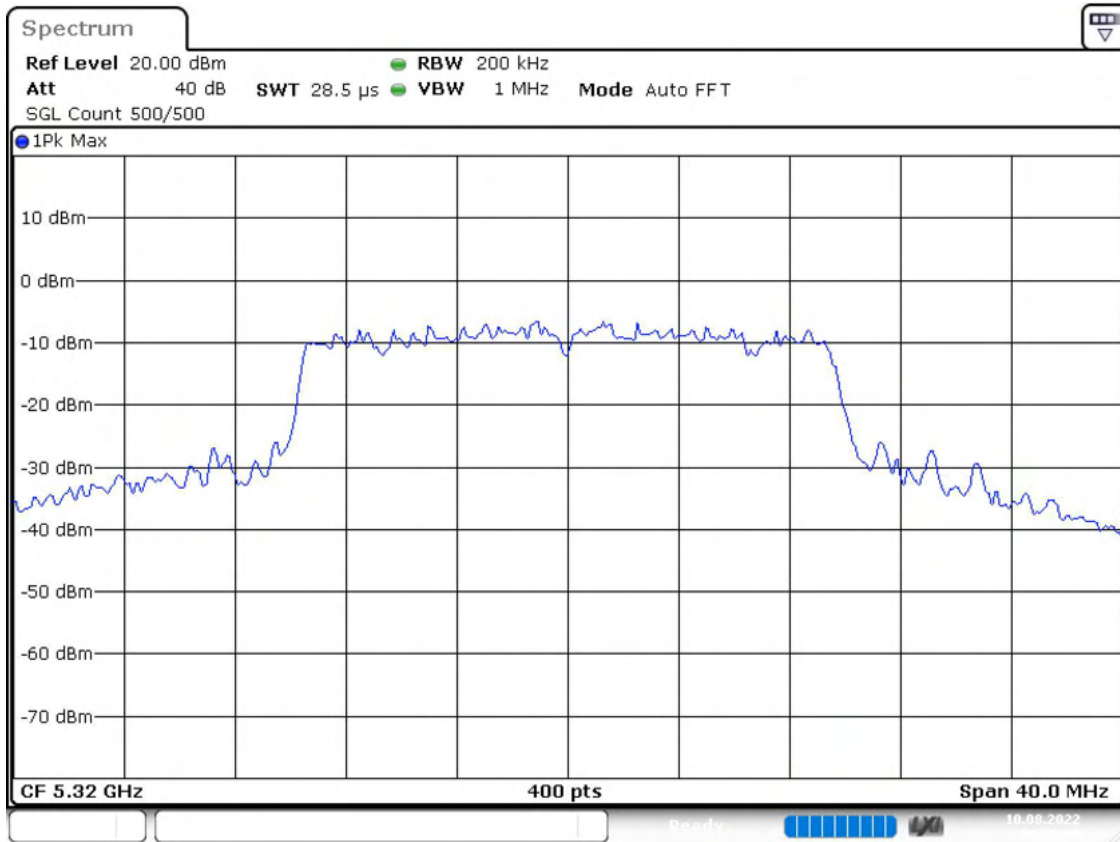
(continuation of the "99 % Bandwidth" table from column 6 ...)

DUT Frequency (MHz)	Result
5320.000000	PASS

99 % Bandwidth



Bandwidth



Date: 10.AUG.2022 03:12:49

Emission Bandwidth 26 dB (5270 MHz; 24.000 dBm; 40 MHz)

Customized settings.

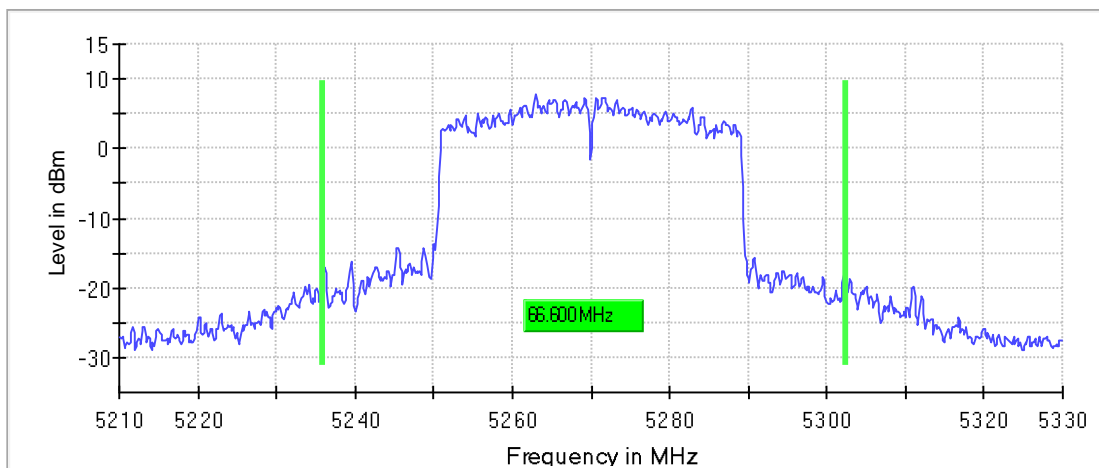
26 dB Bandwidth

DUT Frequency (MHz)	Bandwidth (MHz)	Limit Min (MHz)	Limit Max (MHz)	Band Edge Left (MHz)	Band Edge Right (MHz)
5270.000000	66.600000	---	---	5235.875000	5302.475000

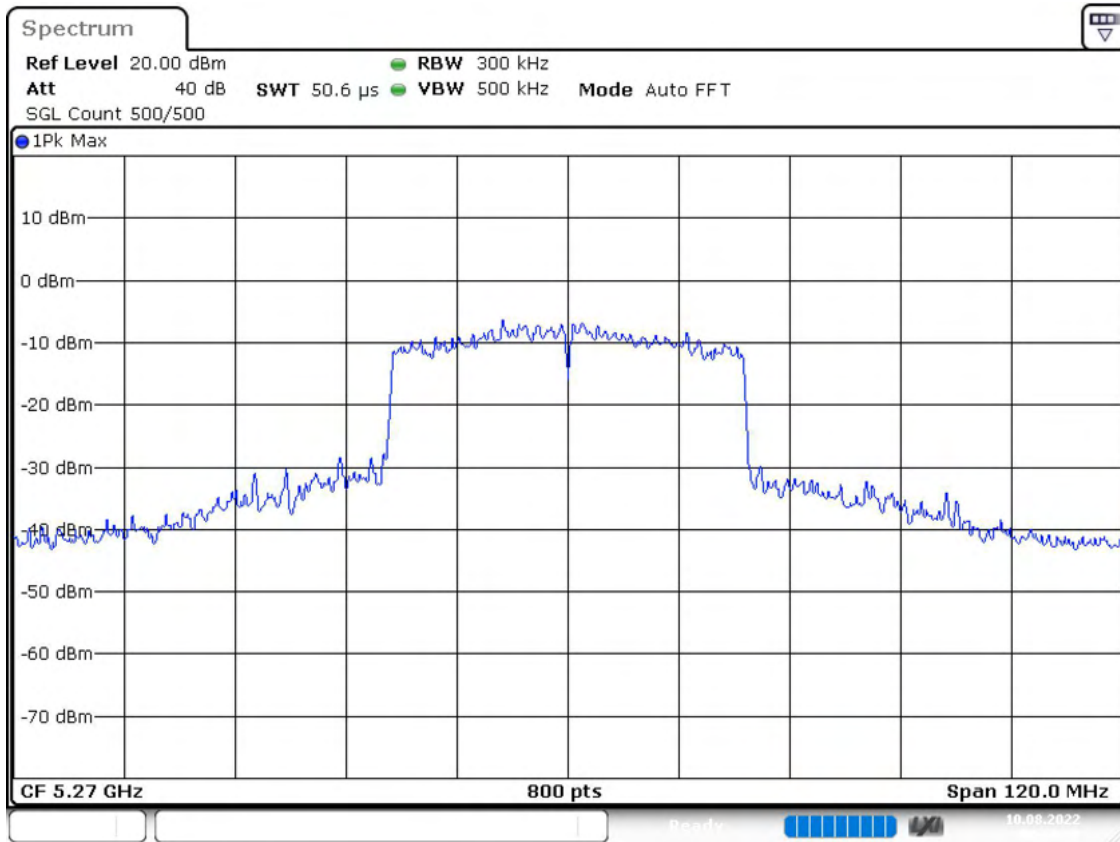
(continuation of the "26 dB Bandwidth" table from column 6 ...)

DUT Frequency (MHz)	Max Level (dBm)	Result
5270.000000	7.8	PASS

26 dB Bandwidth



Bandwidth



Date: 10.AUG.2022 03:13:31

Occupied Channel Bandwidth 99% (5270 MHz; 24.000 dBm; 40 MHz)

Customized settings.

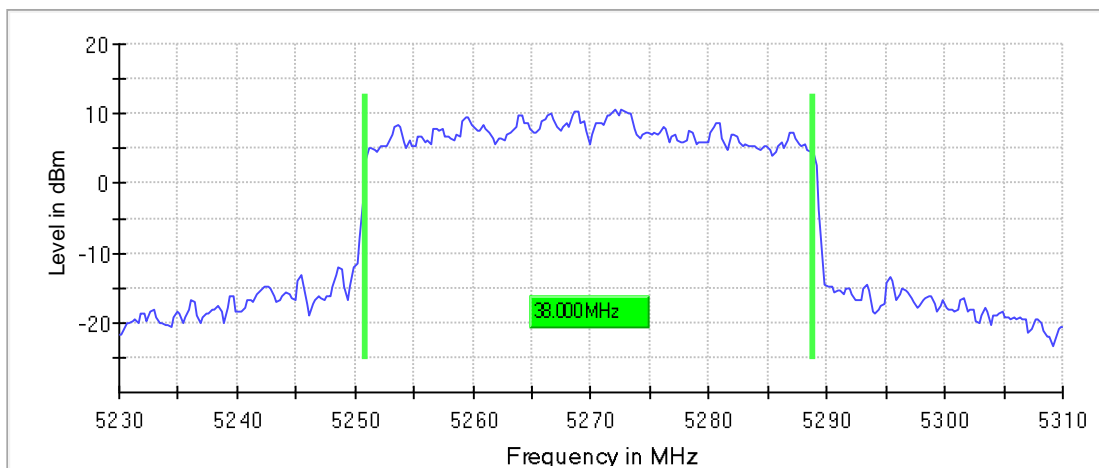
99 % Bandwidth

DUT Frequency (MHz)	Bandwidth (MHz)	Limit Min (MHz)	Limit Max (MHz)	Band Edge Left (MHz)	Band Edge Right (MHz)
5270.000000	38.000000	---	---	5250.875000	5288.875000

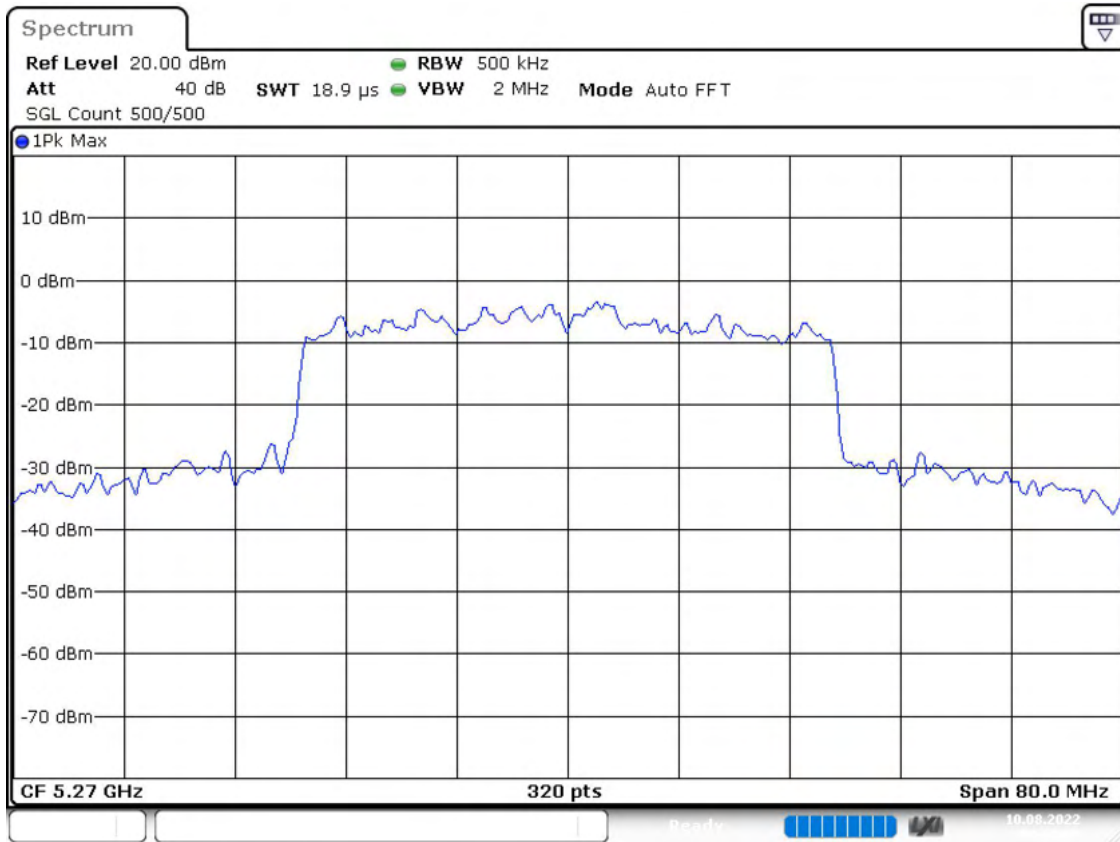
(continuation of the "99 % Bandwidth" table from column 6 ...)

DUT Frequency (MHz)	Result
5270.000000	PASS

99 % Bandwidth



Bandwidth



Date: 10.AUG.2022 03:14:22

Emission Bandwidth 26 dB (5310 MHz; 24.000 dBm; 40 MHz)

Customized settings.

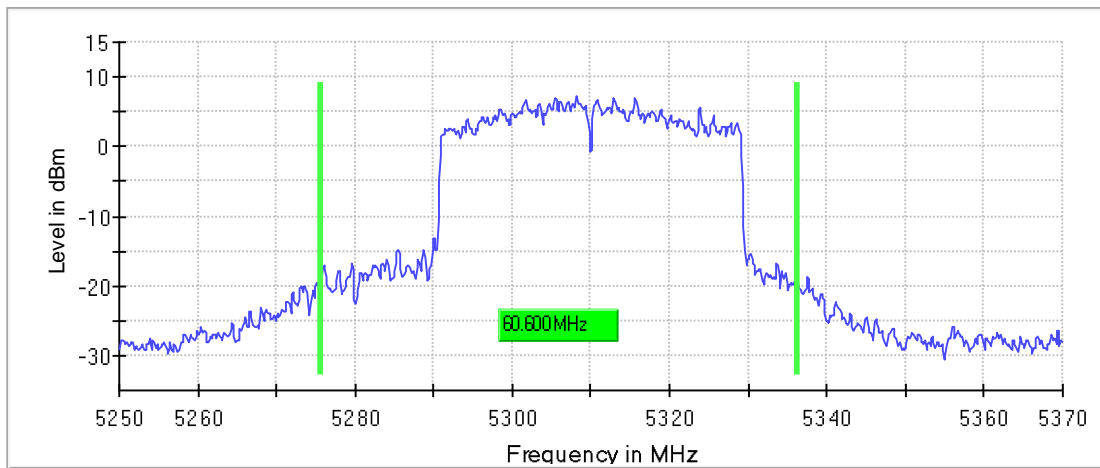
26 dB Bandwidth

DUT Frequency (MHz)	Bandwidth (MHz)	Limit Min (MHz)	Limit Max (MHz)	Band Edge Left (MHz)	Band Edge Right (MHz)
5310.000000	60.600000	---	---	5275.725000	5336.325000

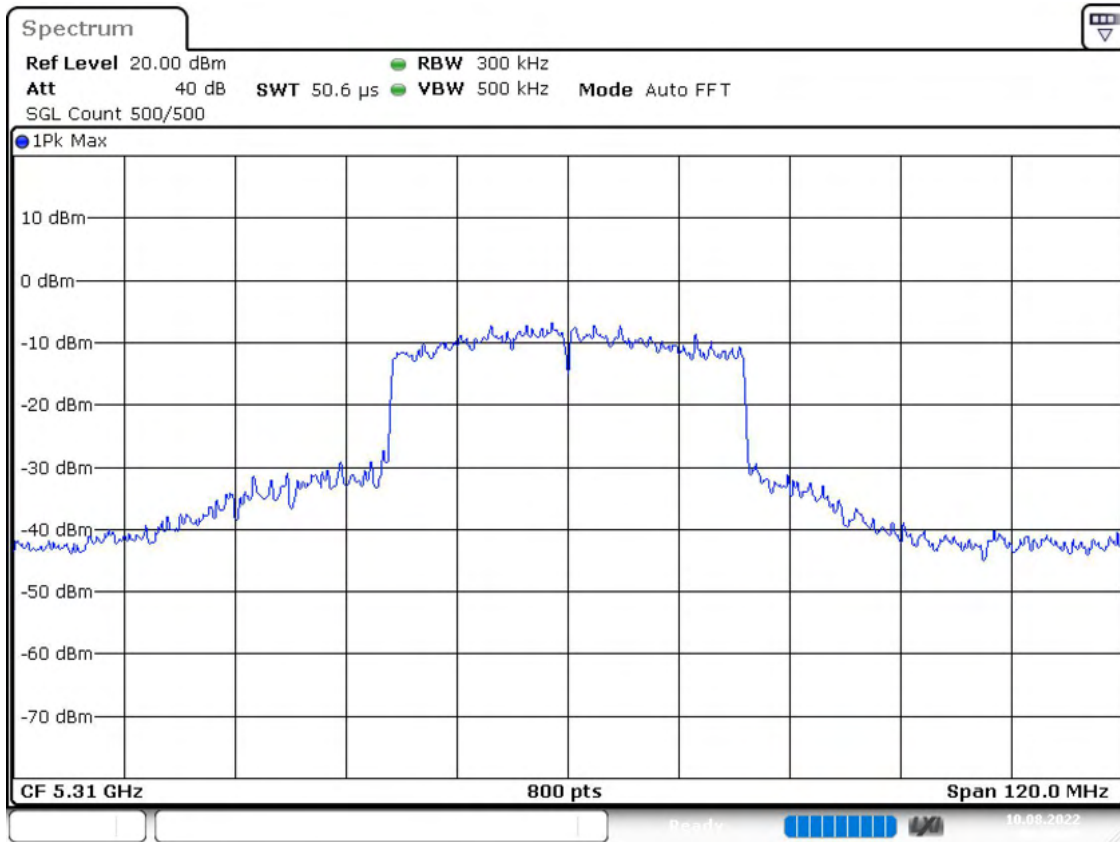
(continuation of the "26 dB Bandwidth" table from column 6 ...)

DUT Frequency (MHz)	Max Level (dBm)	Result
5310.000000	7.3	PASS

26 dB Bandwidth



Bandwidth



Date: 10.AUG.2022 03:14:48

Occupied Channel Bandwidth 99% (5310 MHz; 24.000 dBm; 40 MHz)

Customized settings.

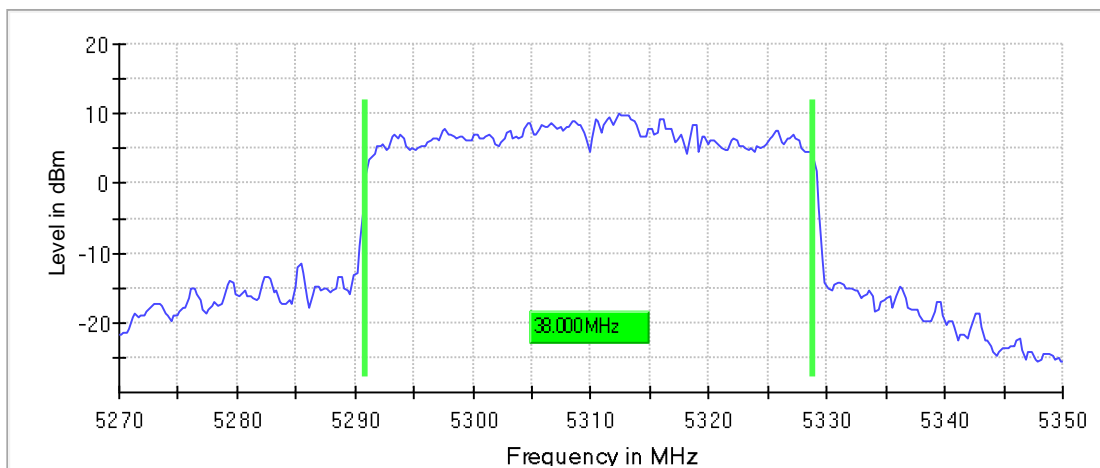
99 % Bandwidth

DUT Frequency (MHz)	Bandwidth (MHz)	Limit Min (MHz)	Limit Max (MHz)	Band Edge Left (MHz)	Band Edge Right (MHz)
5310.000000	38.000000	---	---	5290.875000	5328.875000

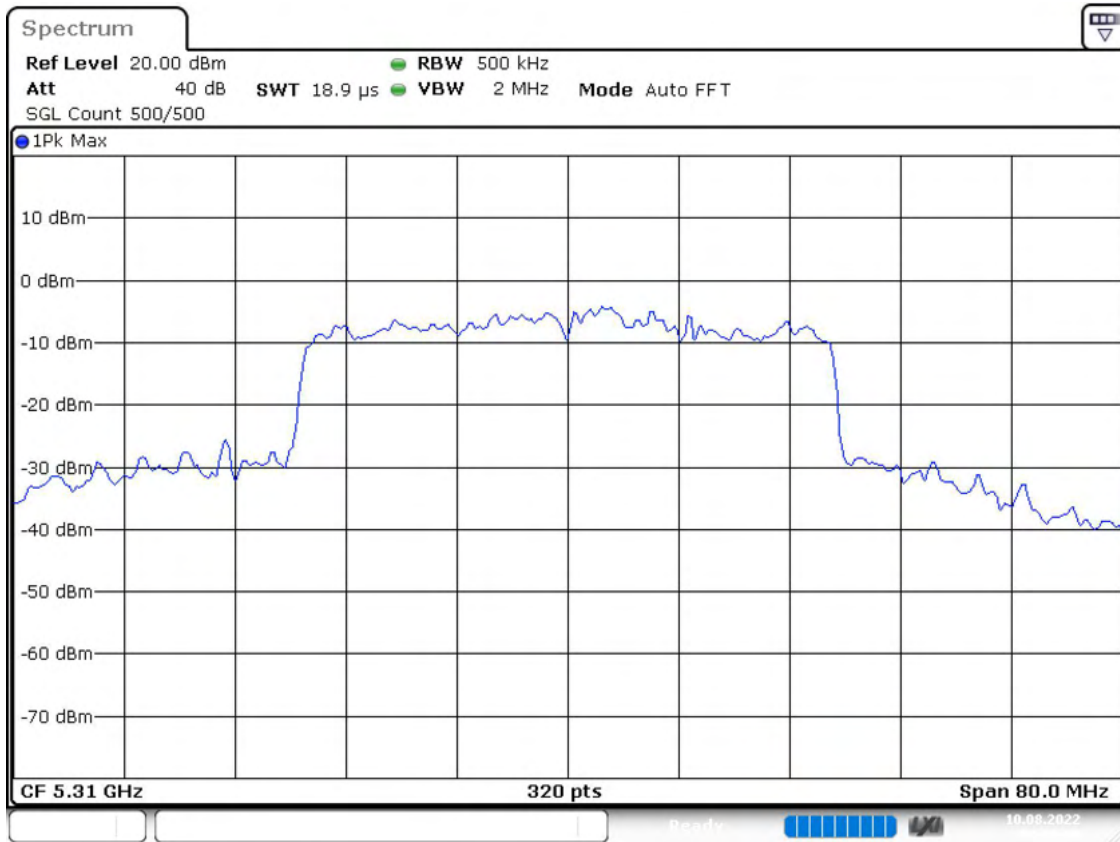
(continuation of the "99 % Bandwidth" table from column 6 ...)

DUT Frequency (MHz)	Result
5310.000000	PASS

99 % Bandwidth



Bandwidth



Date: 10.AUG.2022 03:15:38

Emission Bandwidth 26 dB (5290 MHz; 24.000 dBm; 80 MHz)

Customized settings.

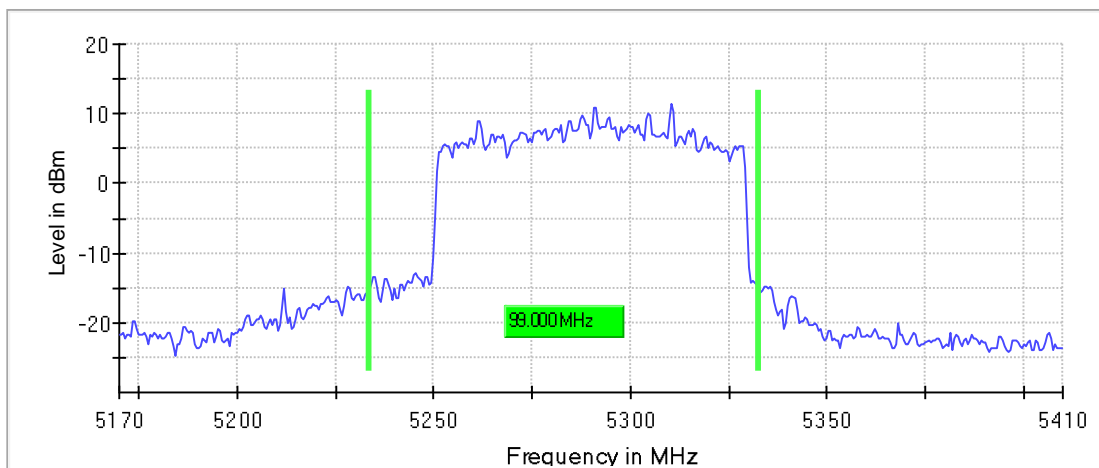
26 dB Bandwidth

DUT Frequency (MHz)	Bandwidth (MHz)	Limit Min (MHz)	Limit Max (MHz)	Band Edge Left (MHz)	Band Edge Right (MHz)
5290.000000	99.000000	---	---	5233.750000	5332.750000

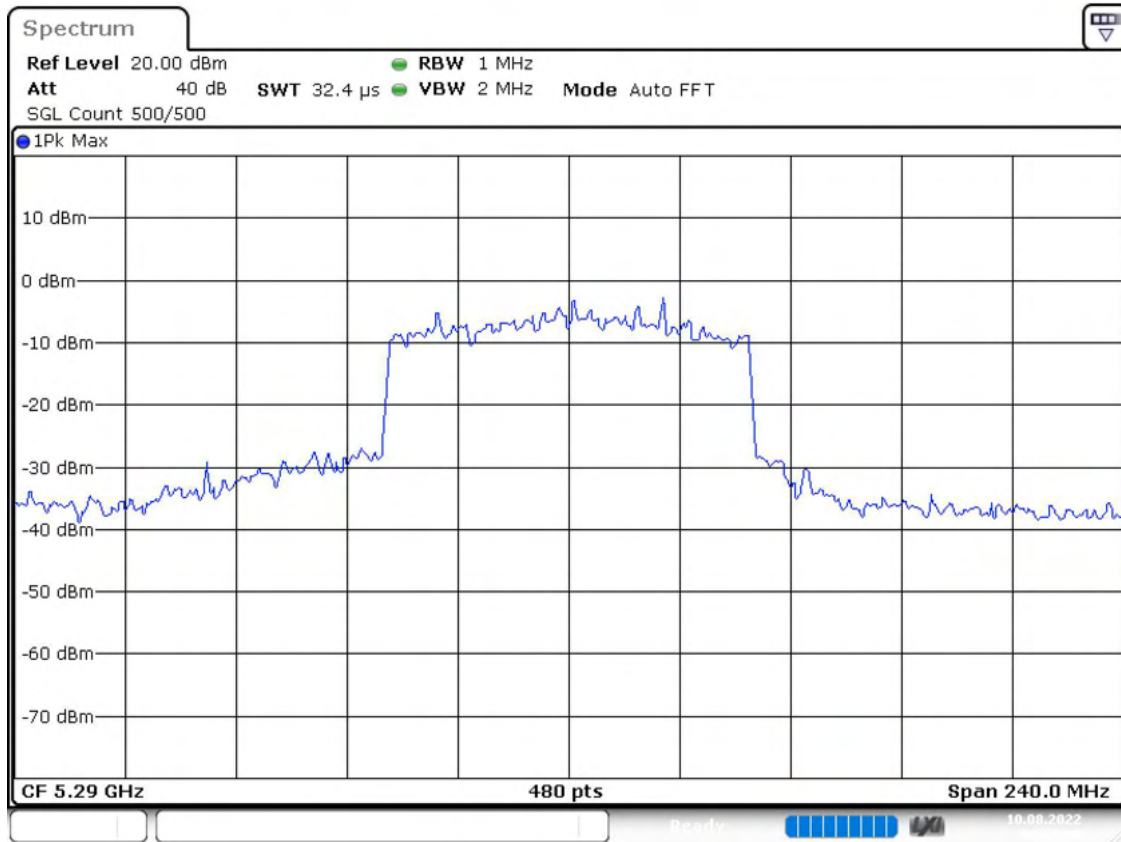
(continuation of the "26 dB Bandwidth" table from column 6 ...)

DUT Frequency (MHz)	Max Level (dBm)	Result
5290.000000	11.4	PASS

26 dB Bandwidth



Bandwidth



Date: 10.AUG.2022 03:17:45

Occupied Channel Bandwidth 99% (5290 MHz; 24.000 dBm; 80 MHz)

Customized settings.

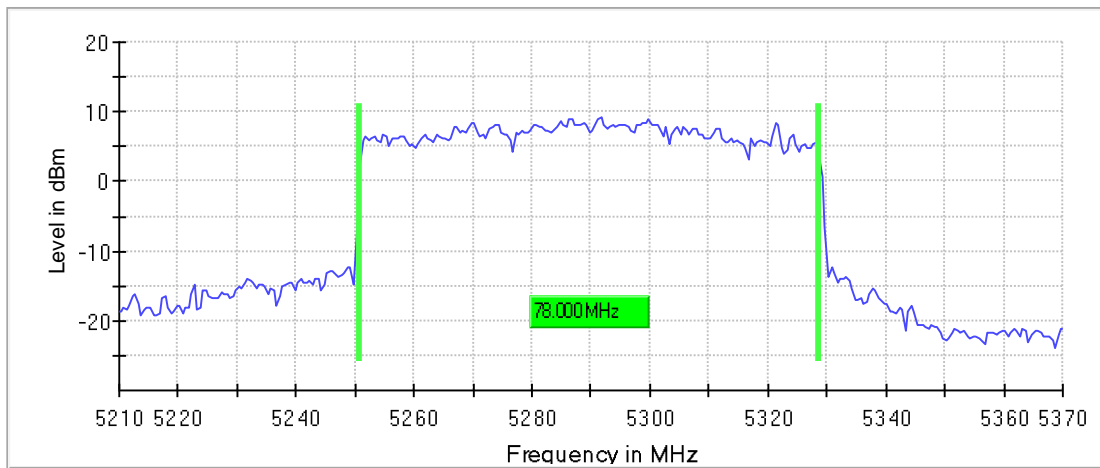
99 % Bandwidth

DUT Frequency (MHz)	Bandwidth (MHz)	Limit Min (MHz)	Limit Max (MHz)	Band Edge Left (MHz)	Band Edge Right (MHz)
5290.000000	78.000000	---	---	5250.750000	5328.750000

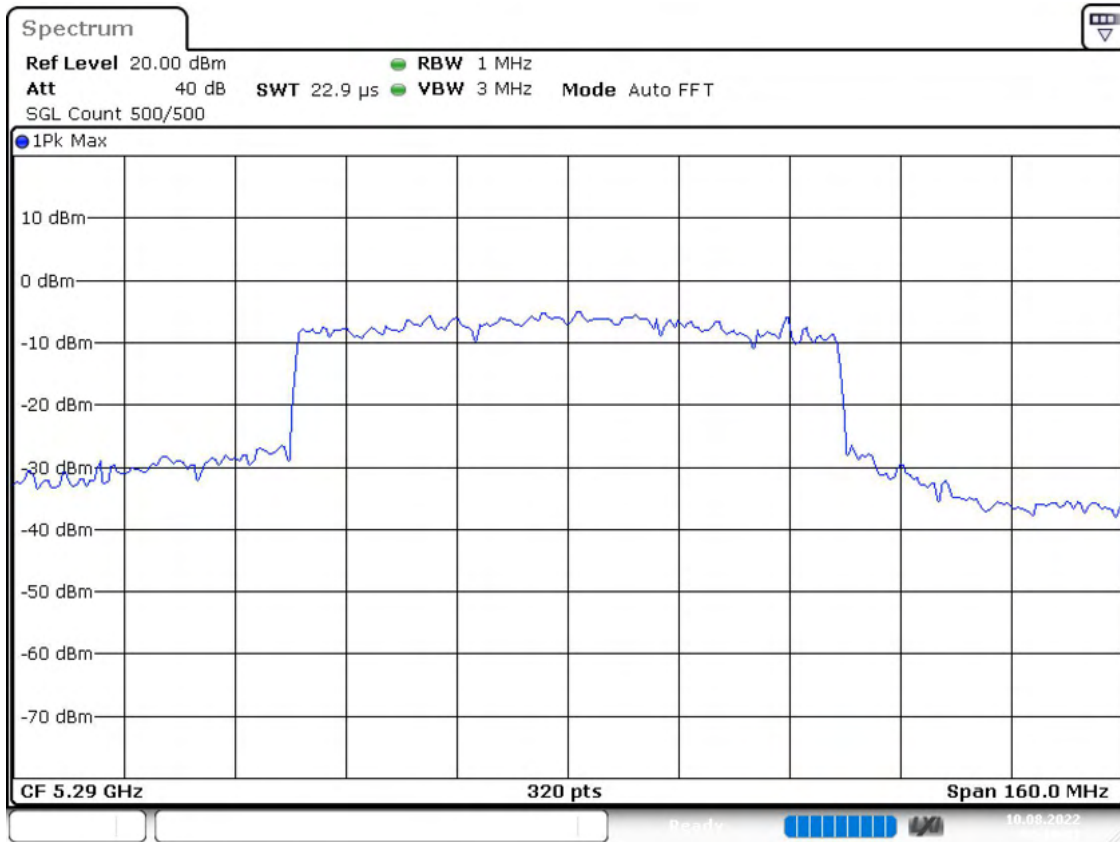
(continuation of the "99 % Bandwidth" table from column 6 ...)

DUT Frequency (MHz)	Result
5290.000000	PASS

99 % Bandwidth



Bandwidth



Date: 10.AUG.2022 03:18:42

Emission Bandwidth 26 dB (5250 MHz; 24.000 dBm; 160 MHz)

Customized settings.

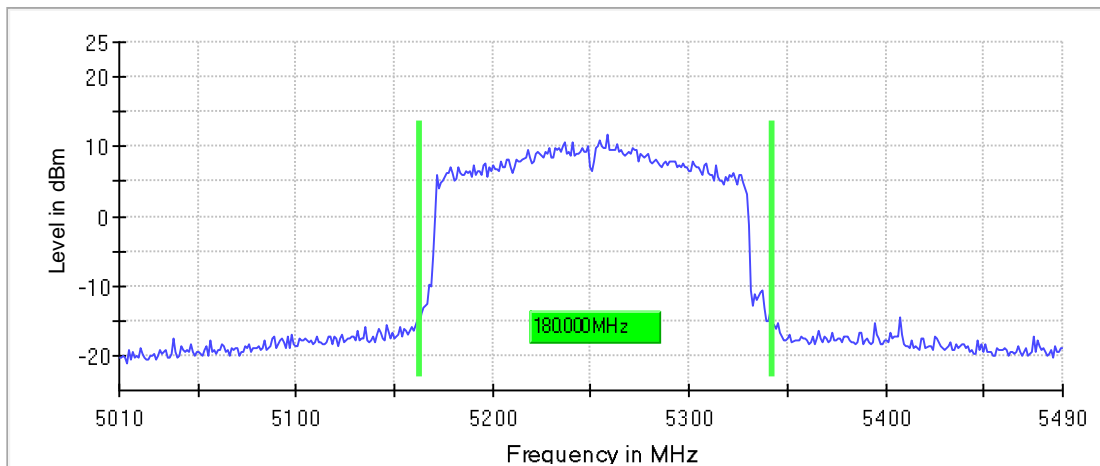
26 dB Bandwidth

DUT Frequency (MHz)	Bandwidth (MHz)	Limit Min (MHz)	Limit Max (MHz)	Band Edge Left (MHz)	Band Edge Right (MHz)
5250.000000	180.000000	---	---	5162.500000	5342.500000

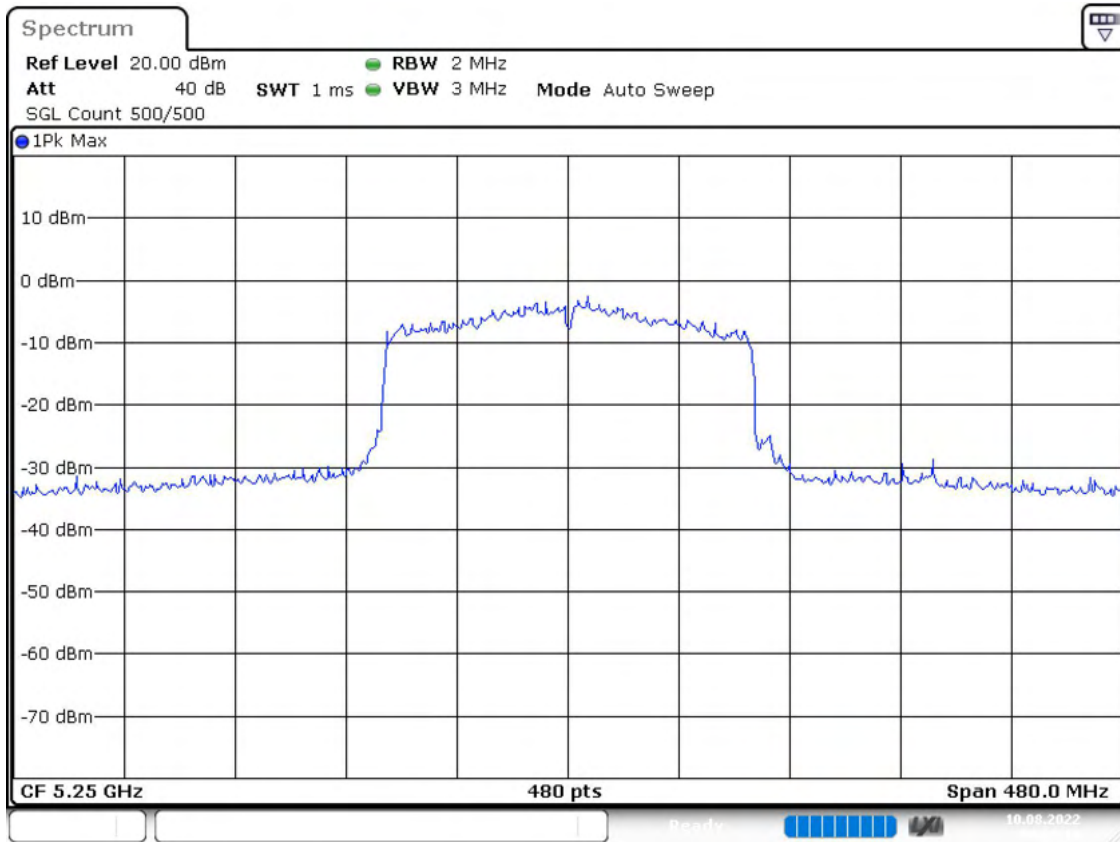
(continuation of the "26 dB Bandwidth" table from column 6 ...)

DUT Frequency (MHz)	Max Level (dBm)	Result
5250.000000	11.7	PASS

26 dB Bandwidth



Bandwidth



Date: 10.AUG.2022 03:22:16

Occupied Channel Bandwidth 99% (5250 MHz; 24.000 dBm; 160 MHz)

Customized settings.

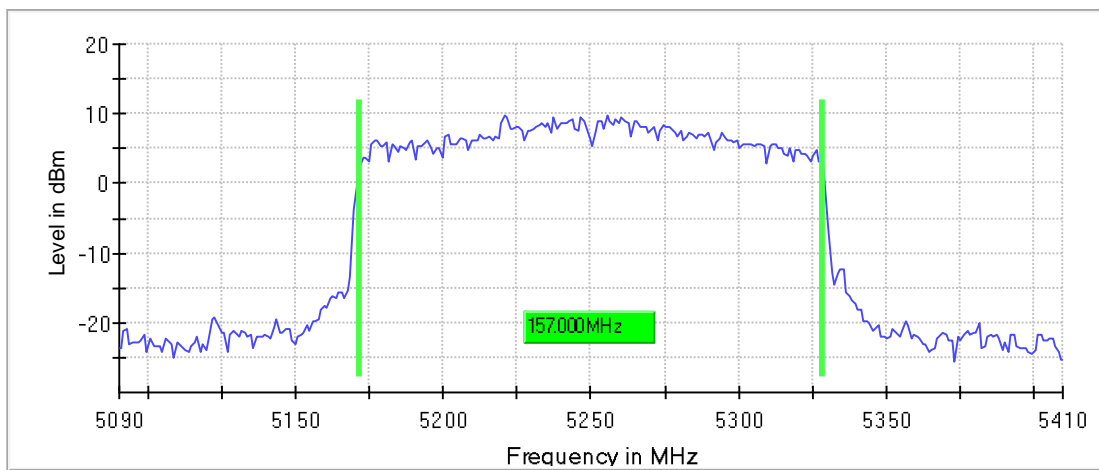
99 % Bandwidth

DUT Frequency (MHz)	Bandwidth (MHz)	Limit Min (MHz)	Limit Max (MHz)	Band Edge Left (MHz)	Band Edge Right (MHz)
5250.000000	157.000000	---	---	5171.500000	5328.500000

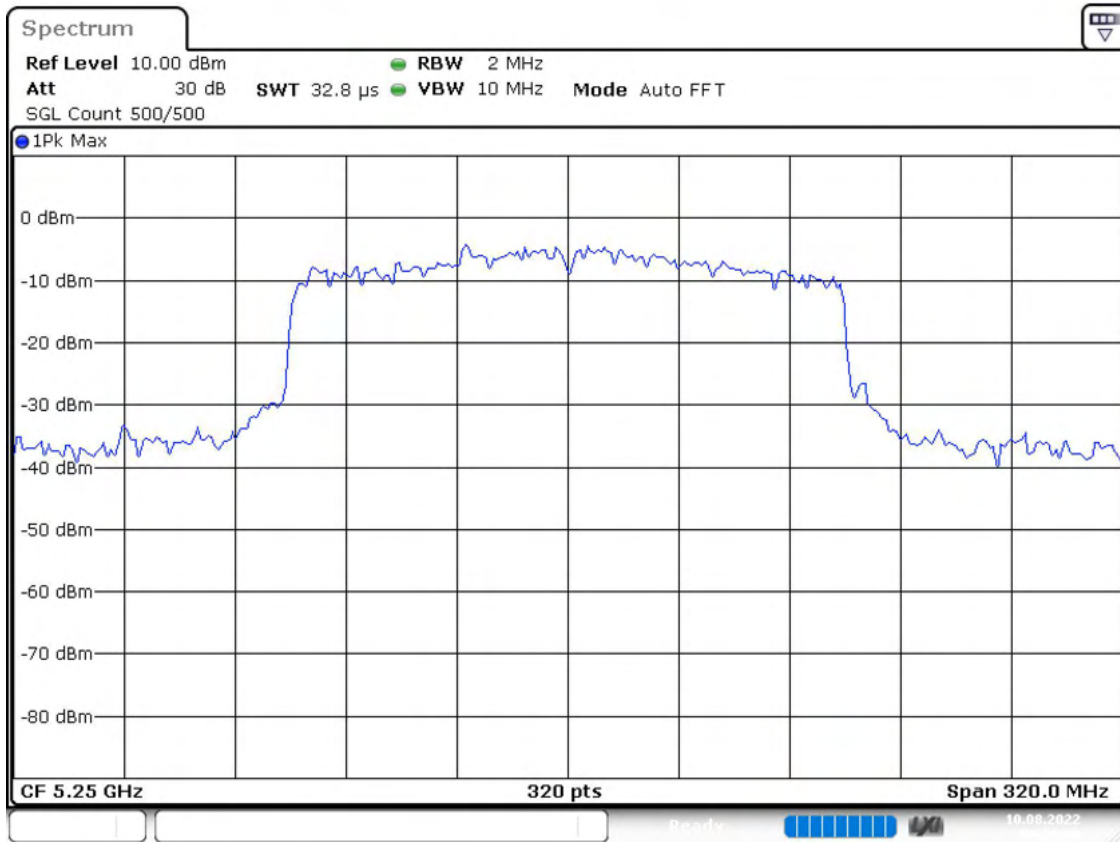
(continuation of the "99 % Bandwidth" table from column 6 ...)

DUT Frequency (MHz)	Result
5250.000000	PASS

99 % Bandwidth



Bandwidth



Date: 10.AUG.2022 03:23:35

UNII-2C – AX Mode (worst case) Retest 4-5-2023

Summary

Test	Frequency (MHz)	Nominal Power (dBm)	Nominal Bandwidth (MHz)	Result
RF output power	5600.000	24.0	20.000000	PASS
Power Spectral Density	5600.000	24.0	20.000000	PASS

RF output power (5600 MHz; 24.000 dBm; 20 MHz)

Customized settings.

Result

DUT Frequency (MHz)	Gated RMS (dBm)	Limit Max (dBm)	Gated EIRP (dBm)	DutyCycle (%)	Result
5600.000000	21.4	24.0	21.4	89.986	PASS

OSP PowerMeter settings

Setting	Instrument Value	Target Value
Measurement Time	1.000 s	1.000 s
Points	1000000	1000000
Time resolution	1.000 μ s	1.000 μ s

Power Spectral Density (5600 MHz; 24.000 dBm; 20 MHz)

Customized settings.

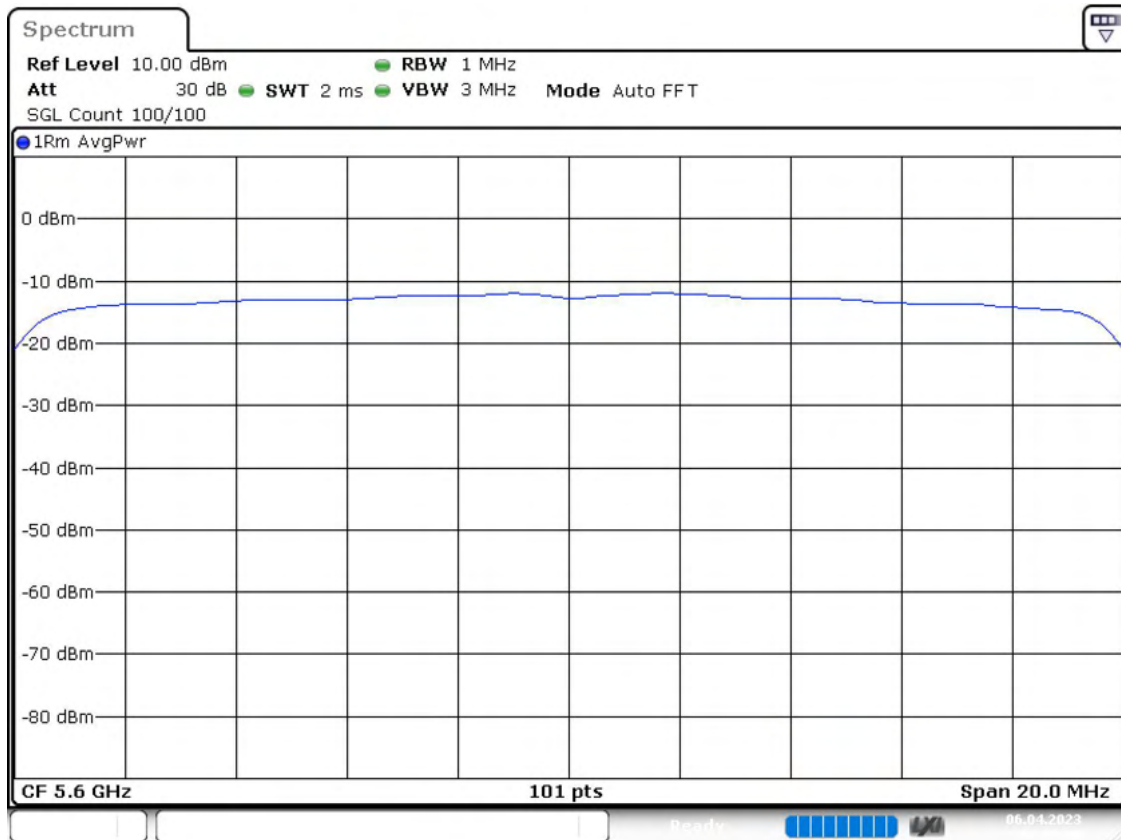
Result

DUT Frequency (MHz)	Frequency (MHz)	PSD (dBm)	Limit Max (dBm)	Result
5600.000000	5599.009901	8.465	11.0	PASS

Ports

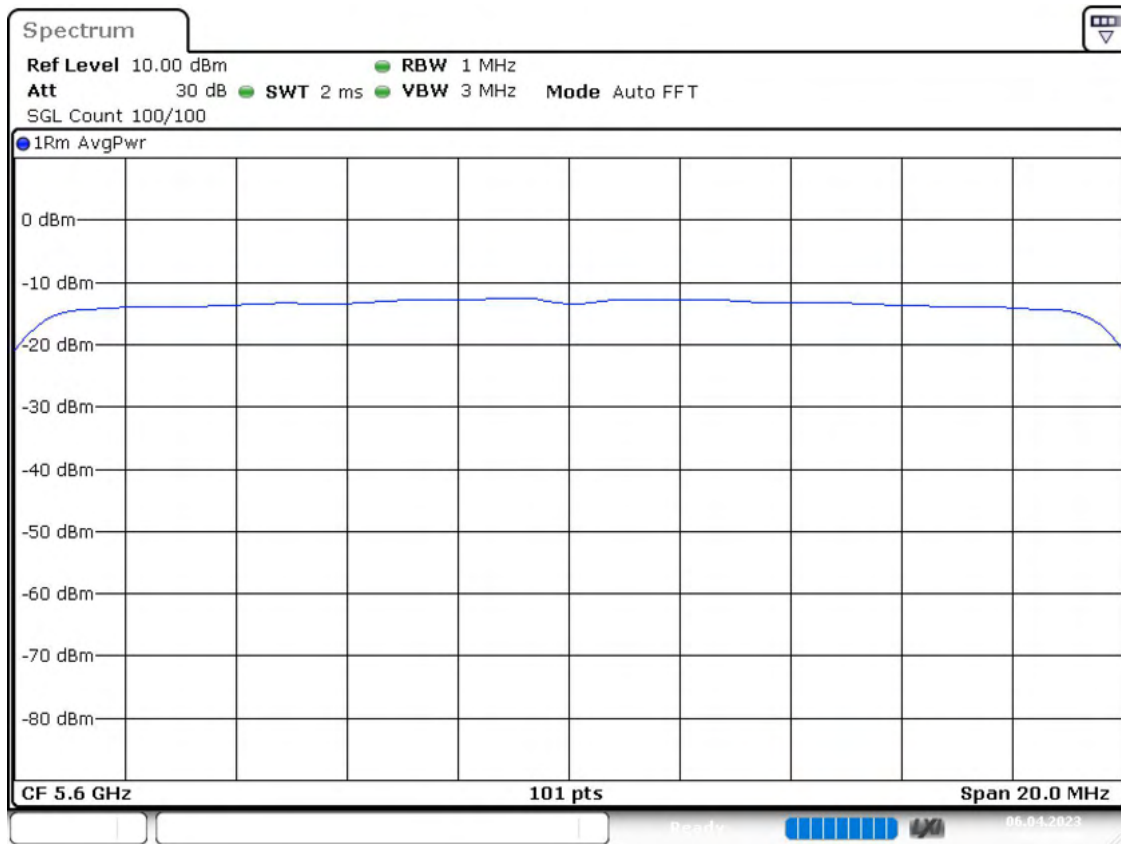
Port	State
1	used
2	used

PSD Connector 1



Date: 6.APR.2023 02:21:45

PSD Connector 2



Date: 6.APR.2023 02:21:51

Measurement

Setting	Instrument Value	Target Value
Start Frequency	5.59000 GHz	5.59000 GHz
Stop Frequency	5.61000 GHz	5.61000 GHz
Span	20.000 MHz	20.000 MHz
RBW	1.000 MHz	<= 1.000 MHz
VBW	3.000 MHz	>= 3.000 MHz
SweepPoints	101	~ 40
SweepTime	2.020 ms	2.020 ms
Reference Level	10.000 dBm	10.000 dBm
Attenuation	30.000 dB	AUTO
Detector	RMS	RMS
SweepCount	100	100
Filter	3 dB	3 dB
Trace Mode	Average Power	Average Power
SweepType	FFT	AUTO
Preamp	off	off

UNII-2C – AX Mode (worst case)

Hardware Setup: WMS Measurements\TS8997 Hardware Setup

Spectrum Analyzer: SA FSV 40 (SA FSV 40) @ VISA (ADR
TCPIP::192.168.48.100::inst0::instr), SN 1321.3008K40/101752, FW
3.70

Vector Generator: VG SMW200A (VG SMW200A) @ VISA (ADR TCPIP0::A-N5182B-
301471::inst0::INSTR), SN 101752, FW 3.70

Generator: SMB100A (SMB100A) @ VISA (ADR
TCPIP::192.168.48.110::inst0::INSTR), SN 180599, FW 3.20.390.24
/ Drv:Rev 2.21.0, 07/2016, CVI 2015

OSP: OSP-B157W8PLUS (OSP-B157W8PLUS) @ VISA (ADR
TCPIP::192.168.48.157::inst0::instr), SN 1527.1144.06 / 100955, FW
2.00.1.0

Summary

Test	Frequency (MHz)	Nominal Power (dBm)	Nominal Bandwidth (MHz)	Result
Emission Bandwidth 26 dB	5500.000	24.0	20.000000	PASS
RF output power	5500.000	24.0	20.000000	PASS
Power Spectral Density	5500.000	24.0	20.000000	PASS
Occupied Channel Bandwidth 99%	5500.000	24.0	20.000000	PASS
Emission Bandwidth 26 dB	5600.000	24.0	20.000000	PASS
Occupied Channel Bandwidth 99%	5600.000	24.0	20.000000	PASS
Emission Bandwidth 26 dB	5720.000	24.0	20.000000	PASS
Occupied Channel Bandwidth 99%	5720.000	24.0	20.000000	PASS
Emission Bandwidth 26 dB	5510.000	24.0	40.000000	PASS
Occupied Channel Bandwidth 99%	5510.000	24.0	40.000000	PASS
Emission Bandwidth 26 dB	5590.000	24.0	40.000000	PASS
Occupied Channel Bandwidth 99%	5590.000	24.0	40.000000	PASS
Emission Bandwidth 26 dB	5710.000	24.0	40.000000	PASS
Occupied Channel Bandwidth 99%	5710.000	24.0	40.000000	PASS
Emission Bandwidth 26 dB	5530.000	24.0	80.000000	PASS
Occupied Channel Bandwidth 99%	5530.000	24.0	80.000000	PASS
Emission Bandwidth 26 dB	5610.000	24.0	80.000000	PASS
Occupied Channel Bandwidth 99%	5610.000	24.0	80.000000	PASS
Emission Bandwidth 26 dB	5690.000	24.0	80.000000	PASS
Occupied Channel Bandwidth 99%	5690.000	24.0	80.000000	PASS
Emission Bandwidth 26 dB	5570.000	24.0	160.000000	PASS
Occupied Channel Bandwidth 99%	5570.000	24.0	160.000000	PASS

Emission Bandwidth 26 dB (5500 MHz; 24.000 dBm; 20 MHz)

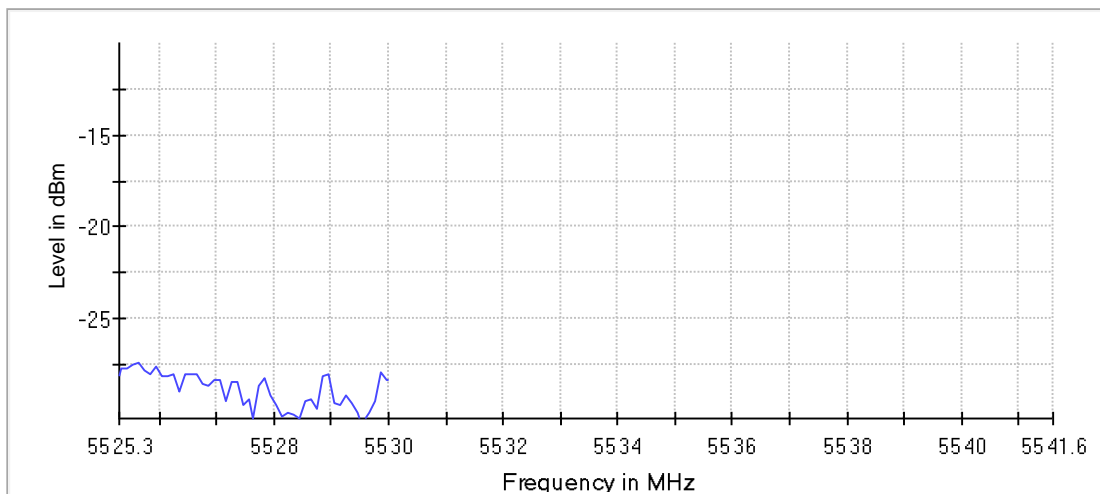
Customized settings.

26 dB Bandwidth

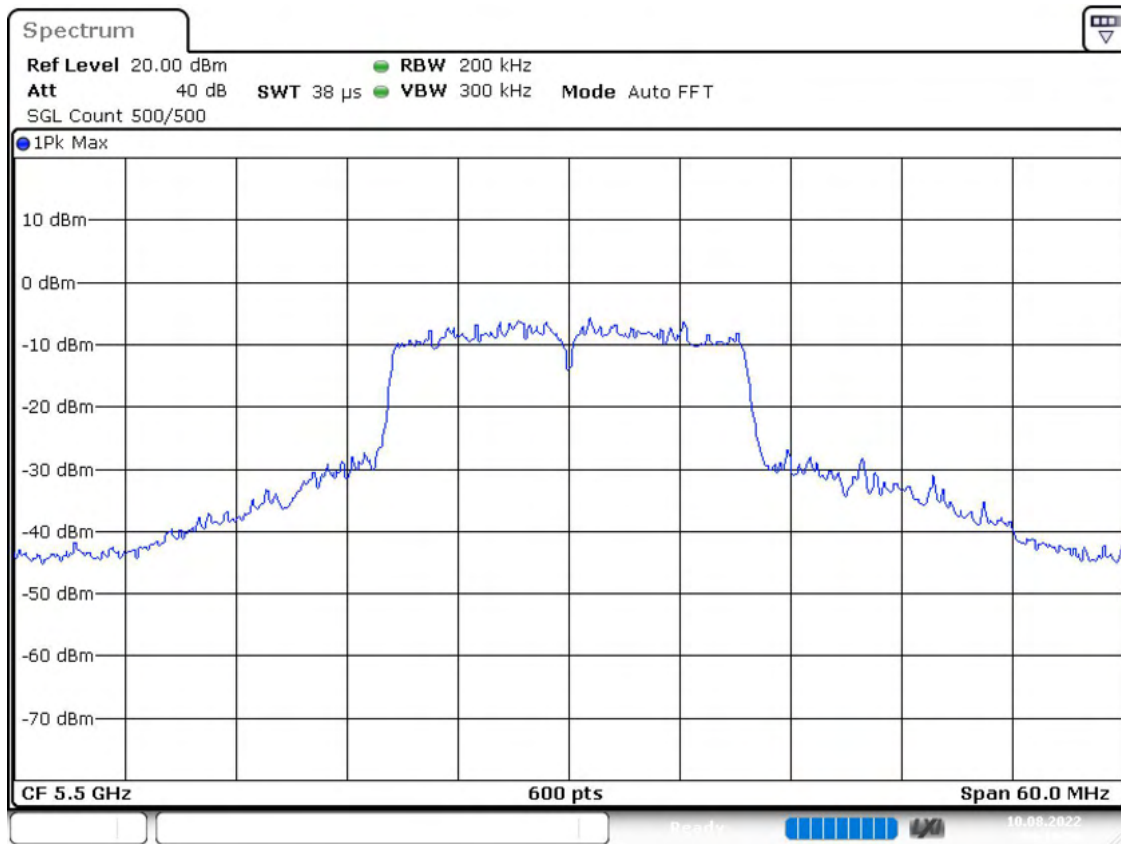
DUT Frequency (MHz)	Bandwidth (MHz)	Limit Min (MHz)	Limit Max (MHz)	Band Edge Left (MHz)	Band Edge Right (MHz)
5500.000000	34.000000	---	---	5485.850000	5519.850000

(continuation of the "26 dB Bandwidth" table from column 6 ...)

DUT Frequency (MHz)	Max Level (dBm)	Result
5500.000000	8.5	PASS



Bandwidth



Date: 10.AUG.2022 04:19:58

Measurement

Setting	Instrument Value	Target Value
Start Frequency	5.47000 GHz	5.47000 GHz
Stop Frequency	5.53000 GHz	5.53000 GHz
Span	60.000 MHz	60.000 MHz
RBW	200.000 kHz	~ 200.000 kHz
VBW	300.000 kHz	>= 240.000 kHz
SweepPoints	600	~ 600
SweepTime	37.969 µs	AUTO
Reference Level	20.000 dBm	20.000 dBm
Attenuation	40.000 dB	AUTO
Detector	MaxPeak	MaxPeak
SweepCount	500	500
Filter	3 dB	3 dB
Trace Mode	Max Hold	Max Hold
SweepType	FFT	AUTO
Preamp	off	off

RF output power (5500 MHz; 24.000 dBm; 20 MHz)

Customized settings.

Result

DUT Frequency (MHz)	Gated RMS (dBm)	Limit Max (dBm)	Gated EIRP (dBm)	DutyCycle (%)	Result
5500.000000	23.5	24.0	23.5	89.632	PASS

OSP PowerMeter settings

Setting	Instrument Value	Target Value
Measurement Time	1.000 s	1.000 s
Points	1000000	1000000
Time resolution	1.000 μ s	1.000 μ s

Power Spectral Density (5500 MHz; 24.000 dBm; 20 MHz)

Customized settings.

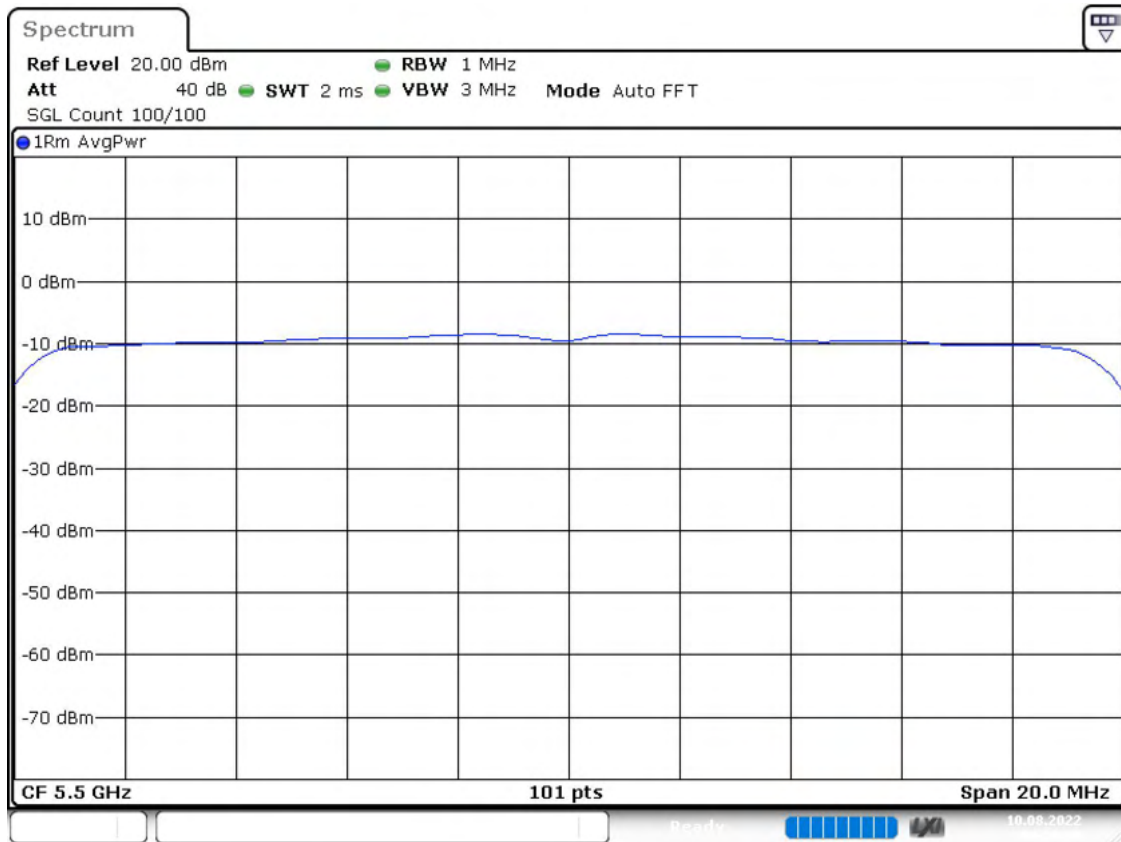
Result

DUT Frequency (MHz)	Frequency (MHz)	PSD (dBm)	Limit Max (dBm)	Result
5500.000000	5500.990099	8.450	11.0	PASS

Ports

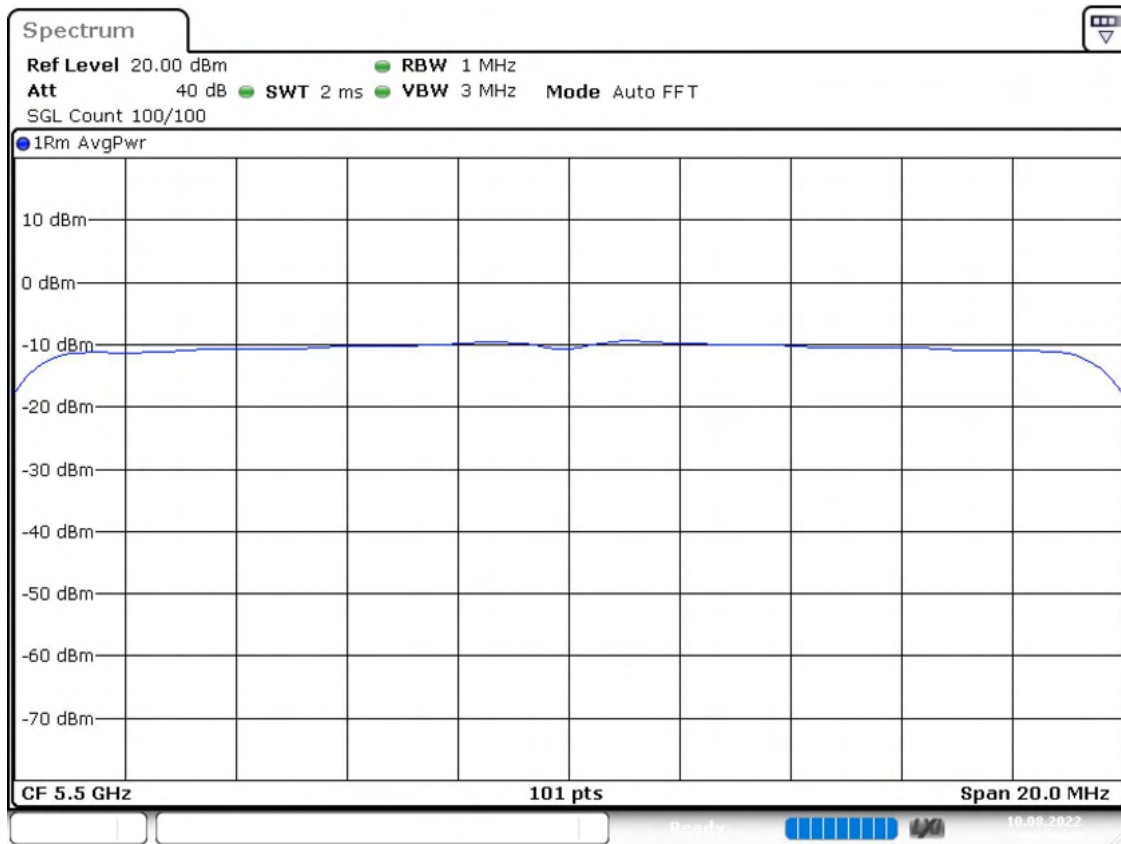
Port	State
1	used
2	used

PSD Connector 1



Date: 10.AUG.2022 04:20:34

PSD Connector 2



Date: 10.AUG.2022 04:20:39

Measurement

Setting	Instrument Value	Target Value
Start Frequency	5.49000 GHz	5.49000 GHz
Stop Frequency	5.51000 GHz	5.51000 GHz
Span	20.000 MHz	20.000 MHz
RBW	1.000 MHz	<= 1.000 MHz
VBW	3.000 MHz	>= 3.000 MHz
SweepPoints	101	~ 40
SweepTime	2.020 ms	2.020 ms
Reference Level	20.000 dBm	20.000 dBm
Attenuation	40.000 dB	AUTO
Detector	RMS	RMS
SweepCount	100	100
Filter	3 dB	3 dB
Trace Mode	Average Power	Average Power
SweepType	FFT	AUTO
Preamp	off	off

Occupied Channel Bandwidth 99% (5500 MHz; 24.000 dBm; 20 MHz)

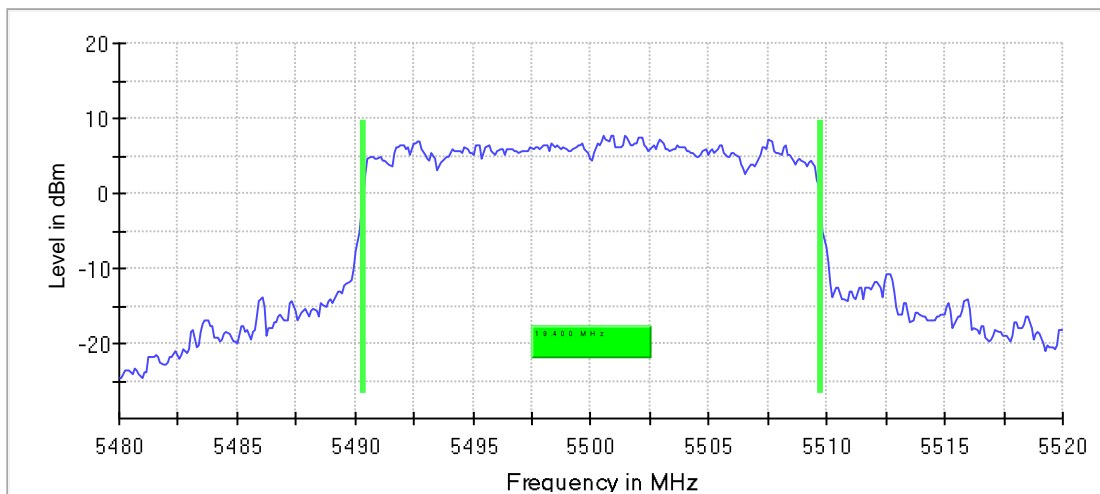
Customized settings.

99 % Bandwidth

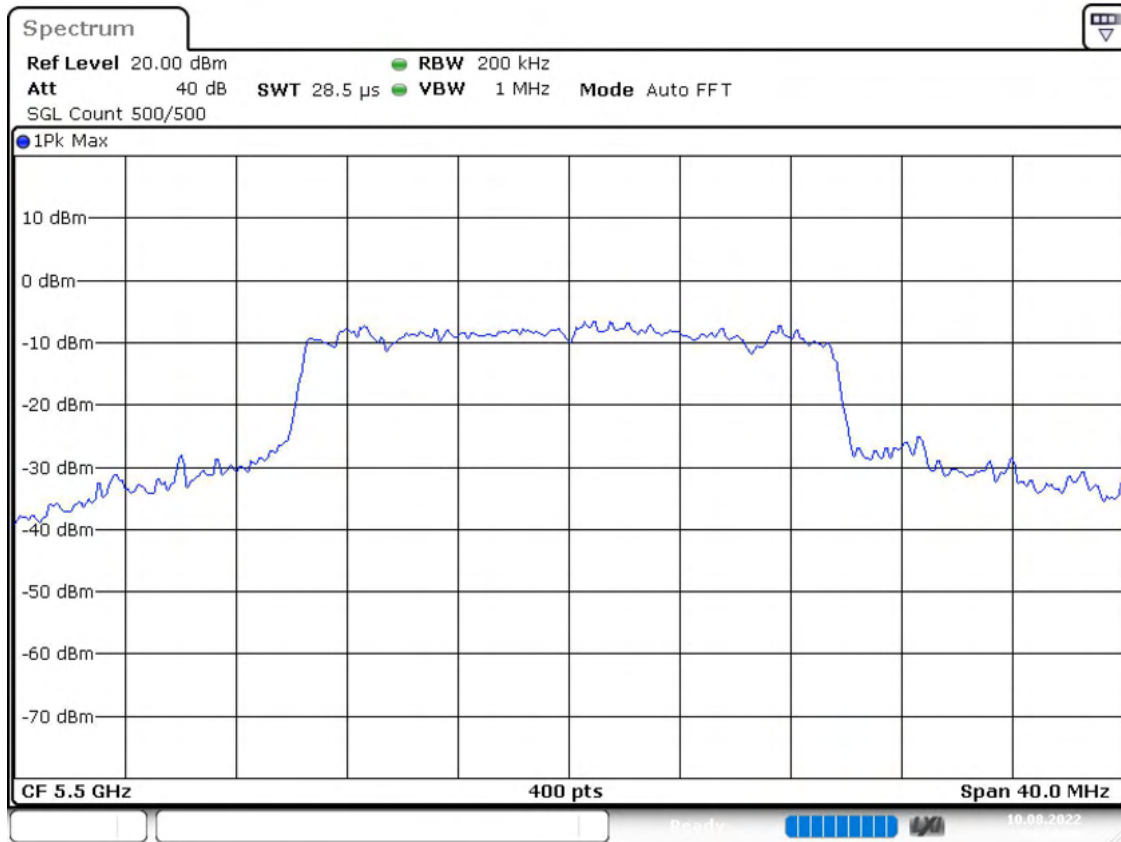
DUT Frequency (MHz)	Bandwidth (MHz)	Limit Min (MHz)	Limit Max (MHz)	Band Edge Left (MHz)	Band Edge Right (MHz)
5500.000000	19.400000	---	---	5490.350000	5509.750000

(continuation of the "99 % Bandwidth" table from column 6 ...)

DUT Frequency (MHz)	Result
5500.000000	PASS



Bandwidth



Date: 10.AUG.2022 04:20:48

Measurement

Setting	Instrument Value	Target Value
Start Frequency	5.48000 GHz	5.48000 GHz
Stop Frequency	5.52000 GHz	5.52000 GHz
Span	40.000 MHz	40.000 MHz
RBW	200.000 kHz	\geq 200.000 kHz
VBW	1.000 MHz	\geq 600.000 kHz
SweepPoints	400	\sim 400
Sweeptime	28.477 μ s	AUTO
Reference Level	20.000 dBm	20.000 dBm
Attenuation	40.000 dB	AUTO
Detector	MaxPeak	MaxPeak
SweepCount	500	500
Filter	3 dB	3 dB
Trace Mode	Max Hold	Max Hold
Sweeptype	FFT	AUTO
Preamp	off	off

Emission Bandwidth 26 dB (5600 MHz; 24.000 dBm; 20 MHz)

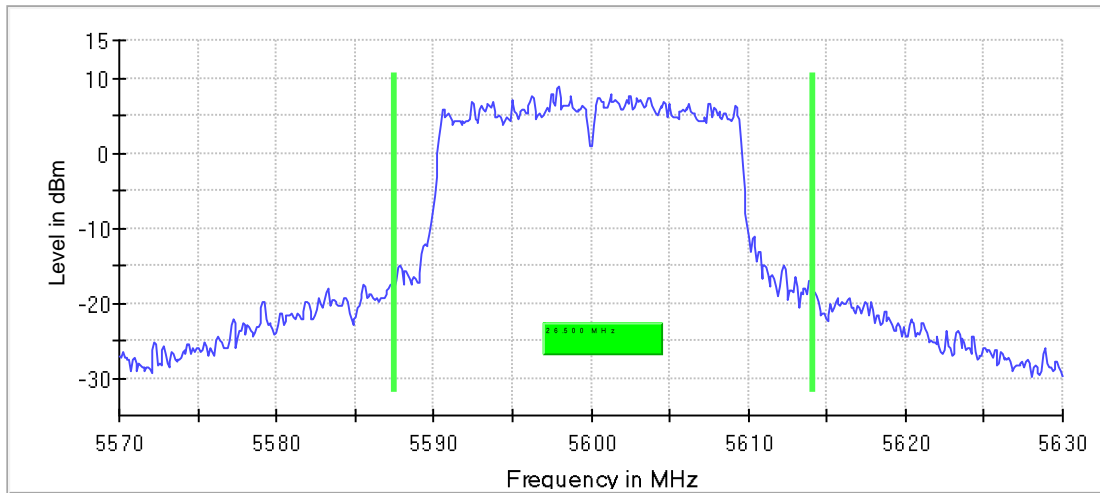
Customized settings.

26 dB Bandwidth

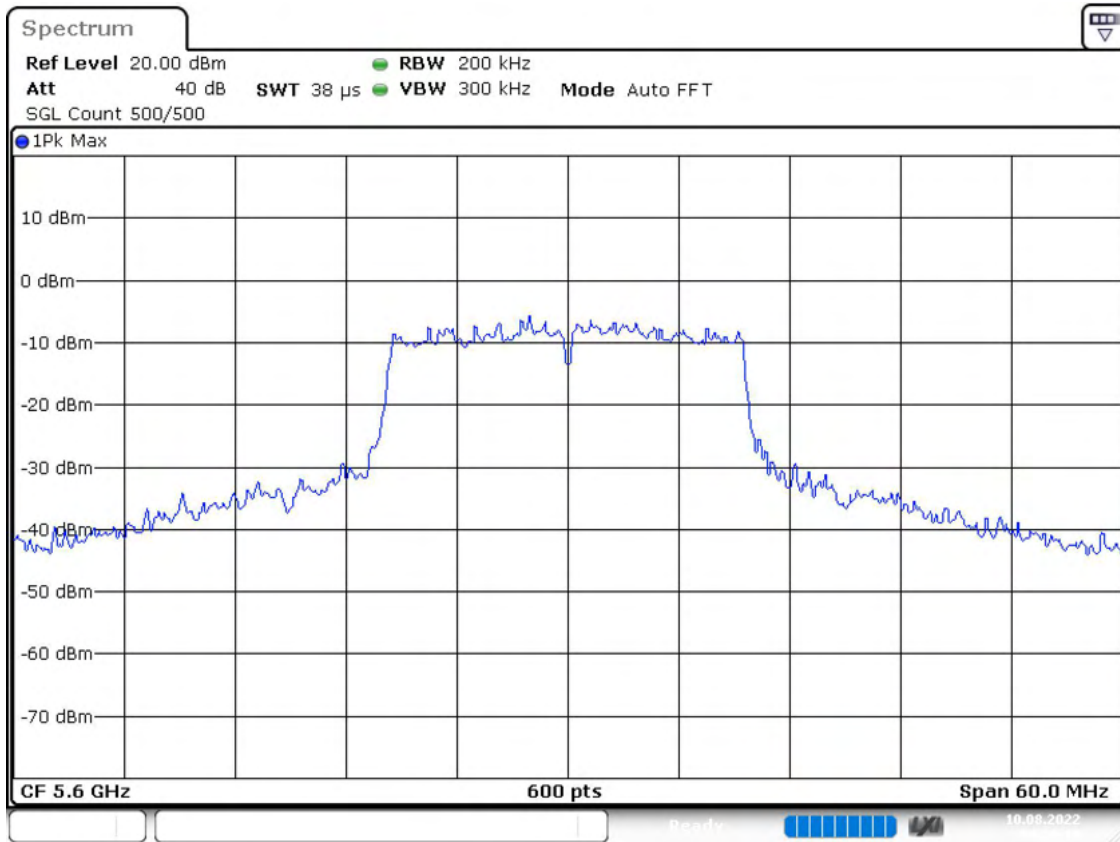
DUT Frequency (MHz)	Bandwidth (MHz)	Limit Min (MHz)	Limit Max (MHz)	Band Edge Left (MHz)	Band Edge Right (MHz)
5600.000000	26.500000	---	---	5587.550000	5614.050000

(continuation of the "26 dB Bandwidth" table from column 6 ...)

DUT Frequency (MHz)	Max Level (dBm)	Result
5600.000000	8.7	PASS



Bandwidth



Date: 10.AUG.2022 04:23:10

Occupied Channel Bandwidth 99% (5600 MHz; 24.000 dBm; 20 MHz)

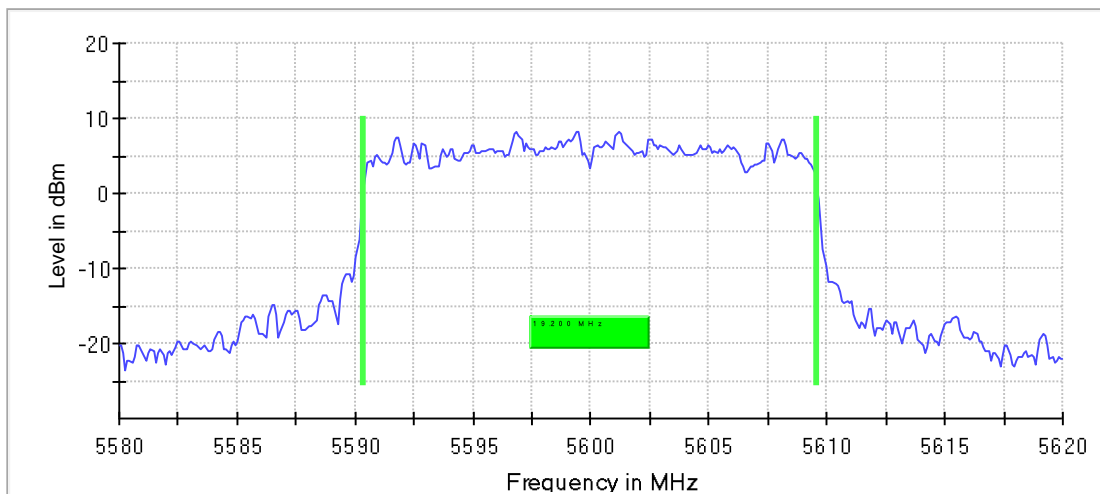
Customized settings.

99 % Bandwidth

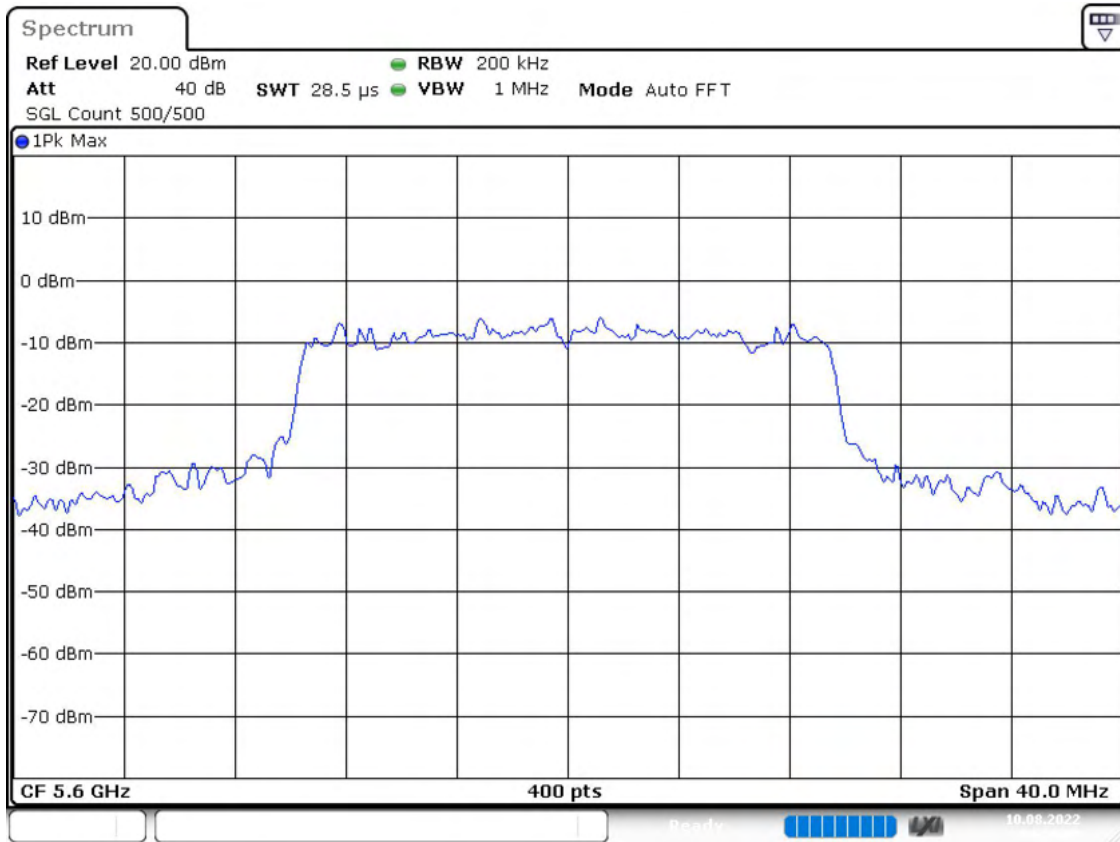
DUT Frequency (MHz)	Bandwidth (MHz)	Limit Min (MHz)	Limit Max (MHz)	Band Edge Left (MHz)	Band Edge Right (MHz)
5600.000000	19.200000	---	---	5590.350000	5609.550000

(continuation of the "99 % Bandwidth" table from column 6 ...)

DUT Frequency (MHz)	Result
5600.000000	PASS



Bandwidth



Date: 10.AUG.2022 04:24:00

Emission Bandwidth 26 dB (5720 MHz; 24.000 dBm; 20 MHz)

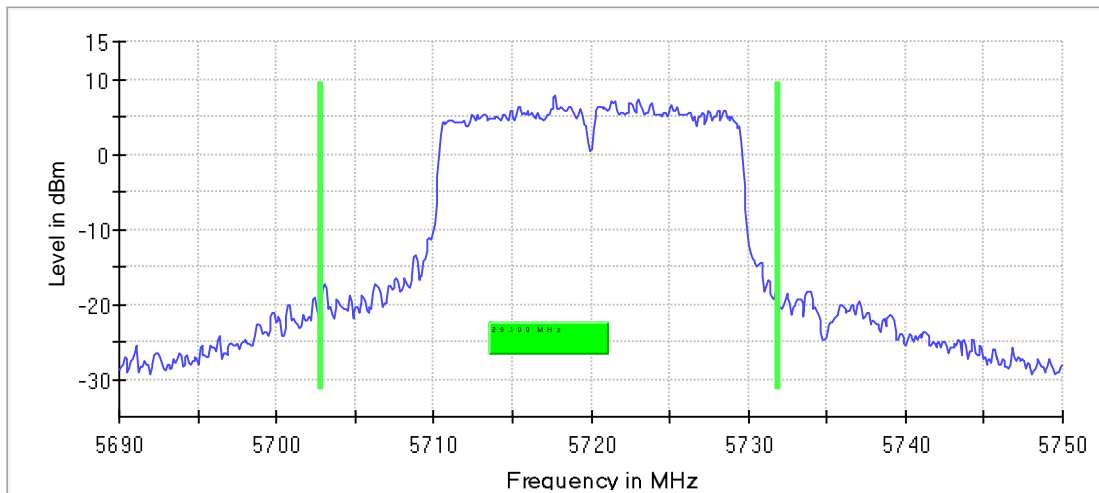
Customized settings.

26 dB Bandwidth

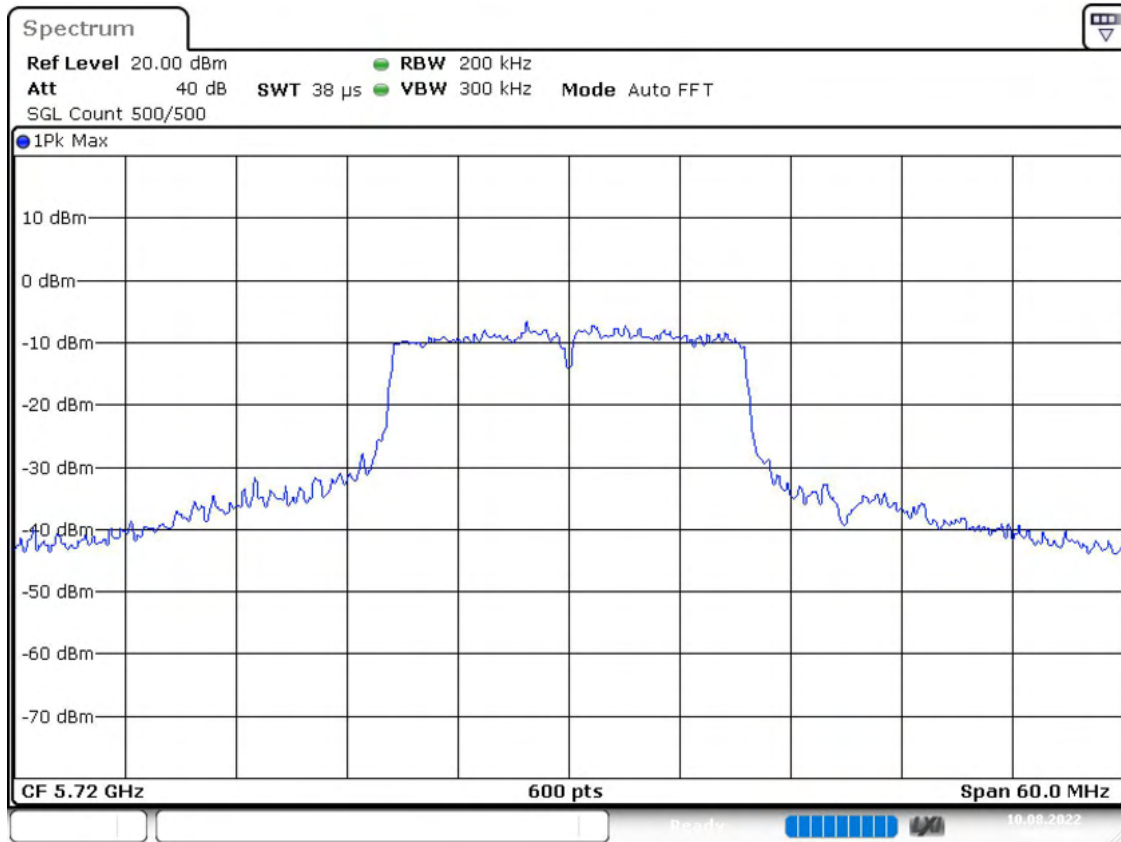
DUT Frequency (MHz)	Bandwidth (MHz)	Bandwidth U-NII 2C (MHz)	Bandwidth U-NII 3 (MHz)	Limit Min (MHz)	Limit Max (MHz)
5720.000000	29.100000	22.150000	6.950000	---	---

(continuation of the "26 dB Bandwidth" table from column 6 ...)

DUT Frequency (MHz)	Band Edge Left (MHz)	Band Edge Right (MHz)	Max Level (dBm)	Result
5720.000000	5702.850000	5731.950000	7.7	PASS



Bandwidth



Date: 10.AUG.2022 04:25:33

Occupied Channel Bandwidth 99% (5720 MHz; 24.000 dBm; 20 MHz)

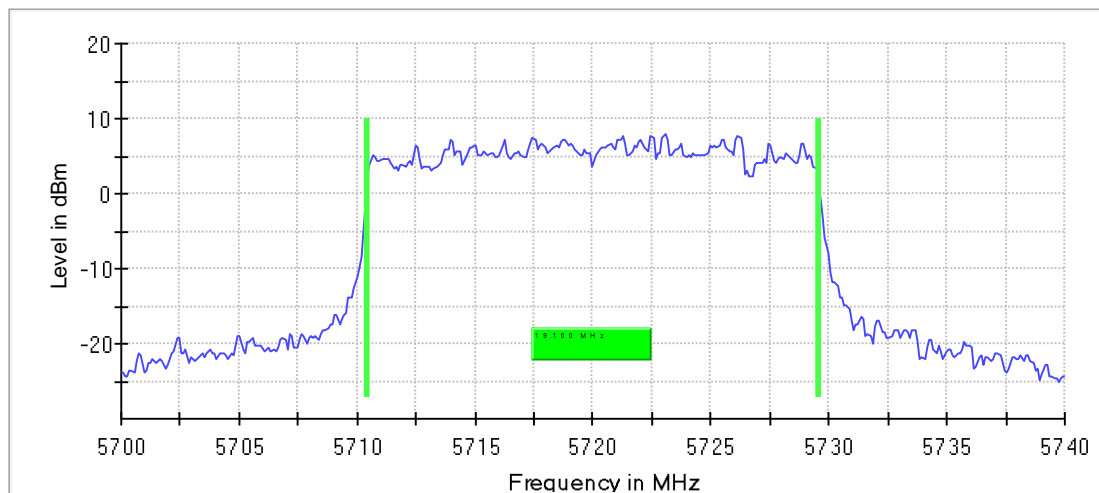
Customized settings.

99 % Bandwidth

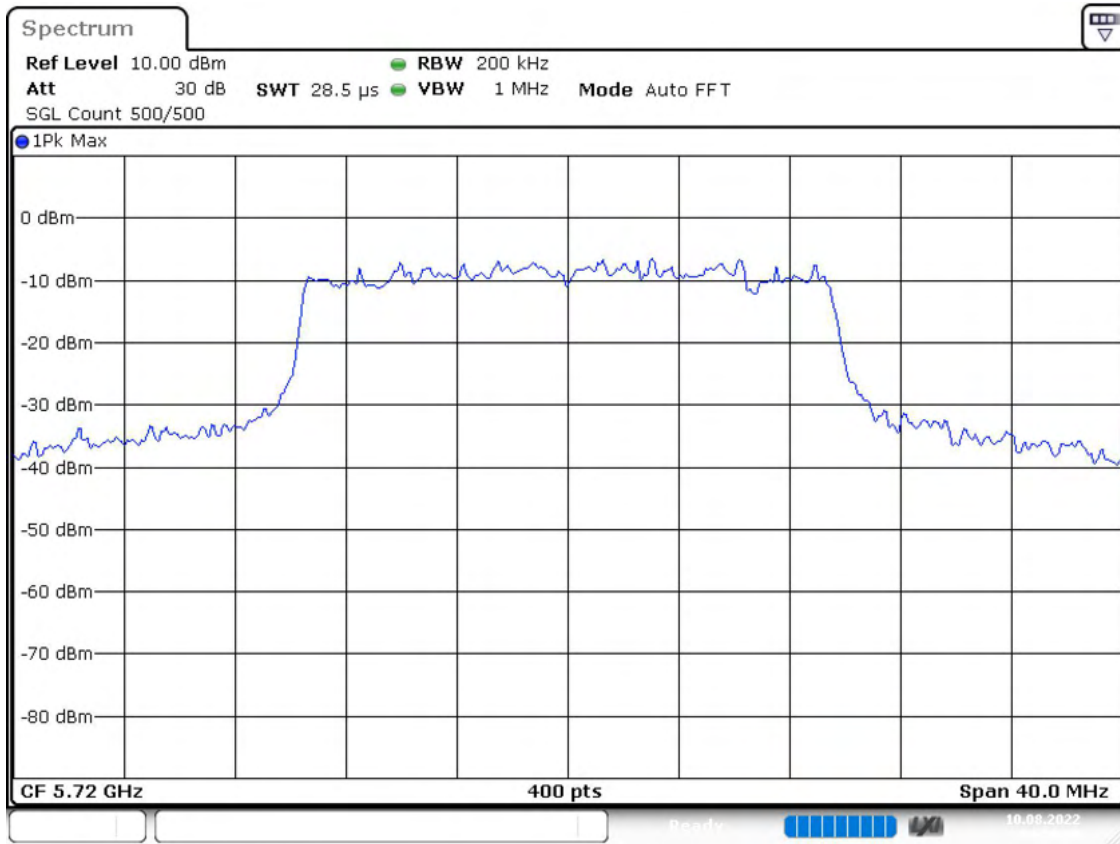
DUT Frequency (MHz)	Bandwidth (MHz)	Bandwidth U-NII 2C (MHz)	Bandwidth U-NII 3 (MHz)	Limit Min (MHz)	Limit Max (MHz)
5720.000000	19.100000	14.550000	4.550000	---	---

(continuation of the "99 % Bandwidth" table from column 6 ...)

DUT Frequency (MHz)	Band Edge Left (MHz)	Band Edge Right (MHz)	Result
5720.000000	5710.450000	5729.550000	PASS



Bandwidth



Date: 10.AUG.2022 04:26:24

Emission Bandwidth 26 dB (5510 MHz; 24.000 dBm; 40 MHz)

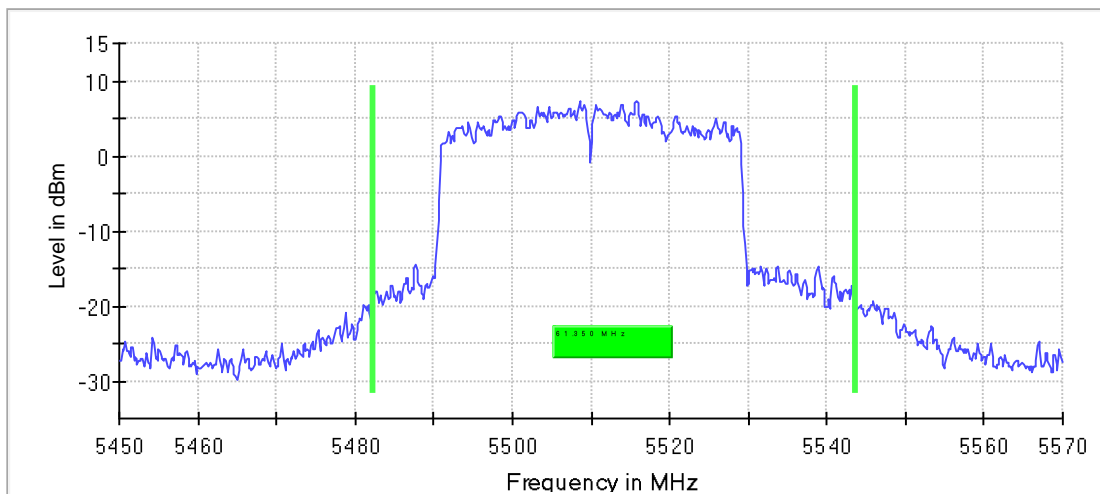
Customized settings.

26 dB Bandwidth

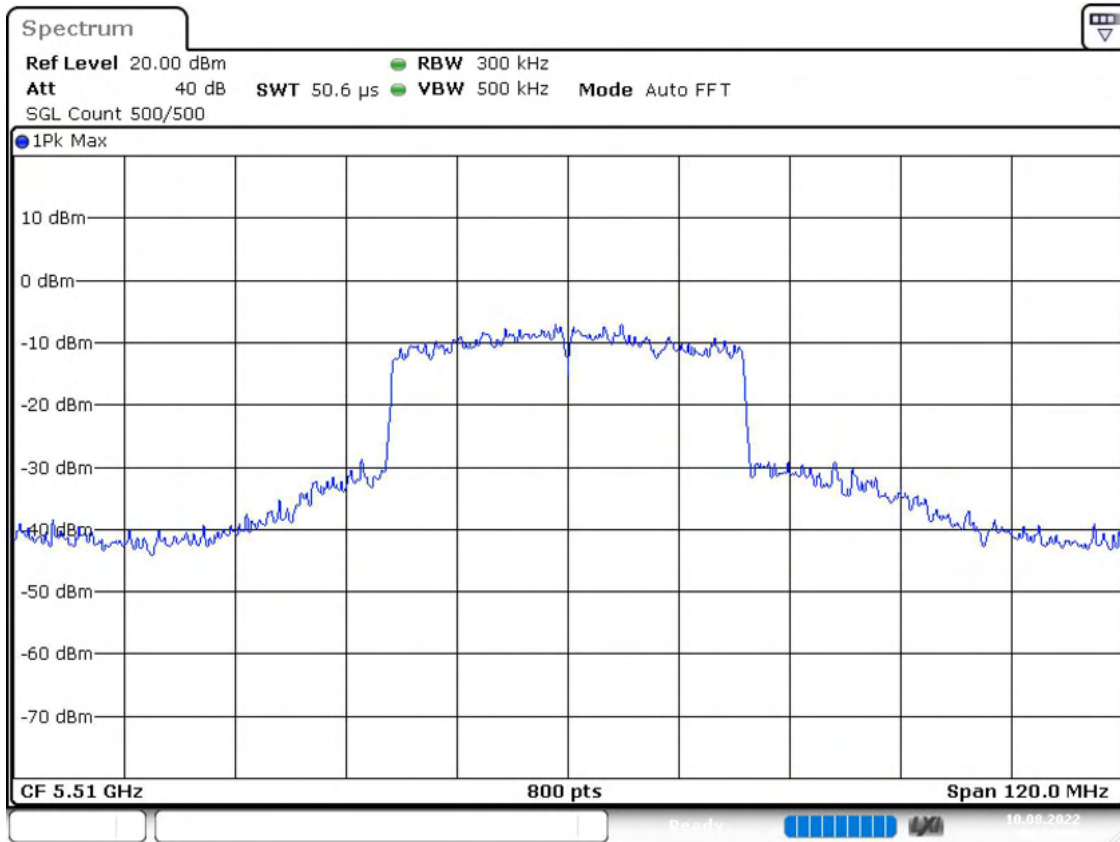
DUT Frequency (MHz)	Bandwidth (MHz)	Limit Min (MHz)	Limit Max (MHz)	Band Edge Left (MHz)	Band Edge Right (MHz)
5510.000000	61.350000	---	---	5482.175000	5543.525000

(continuation of the "26 dB Bandwidth" table from column 6 ...)

DUT Frequency (MHz)	Max Level (dBm)	Result
5510.000000	7.4	PASS



Bandwidth



Date: 10.AUG.2022 04:27:05

Occupied Channel Bandwidth 99% (5510 MHz; 24.000 dBm; 40 MHz)

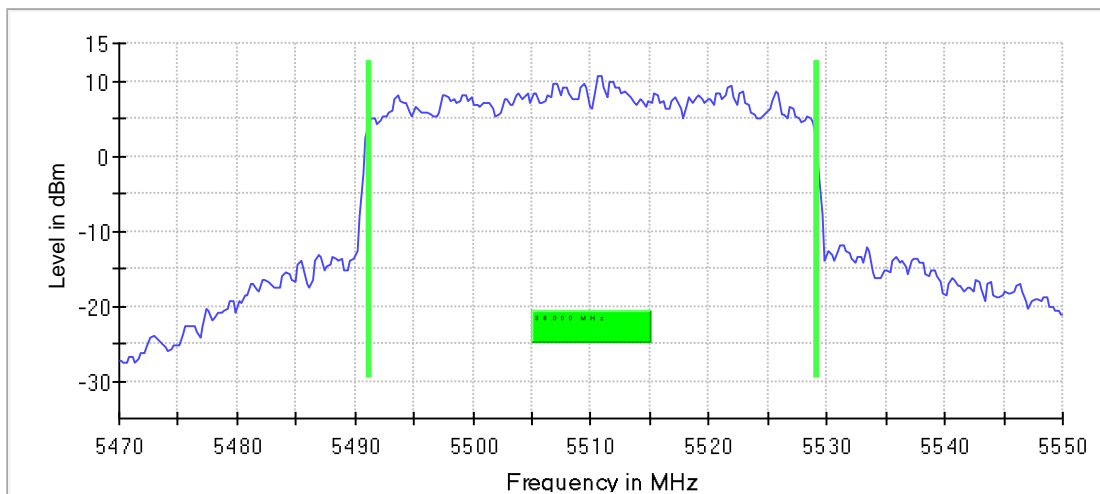
Customized settings.

99 % Bandwidth

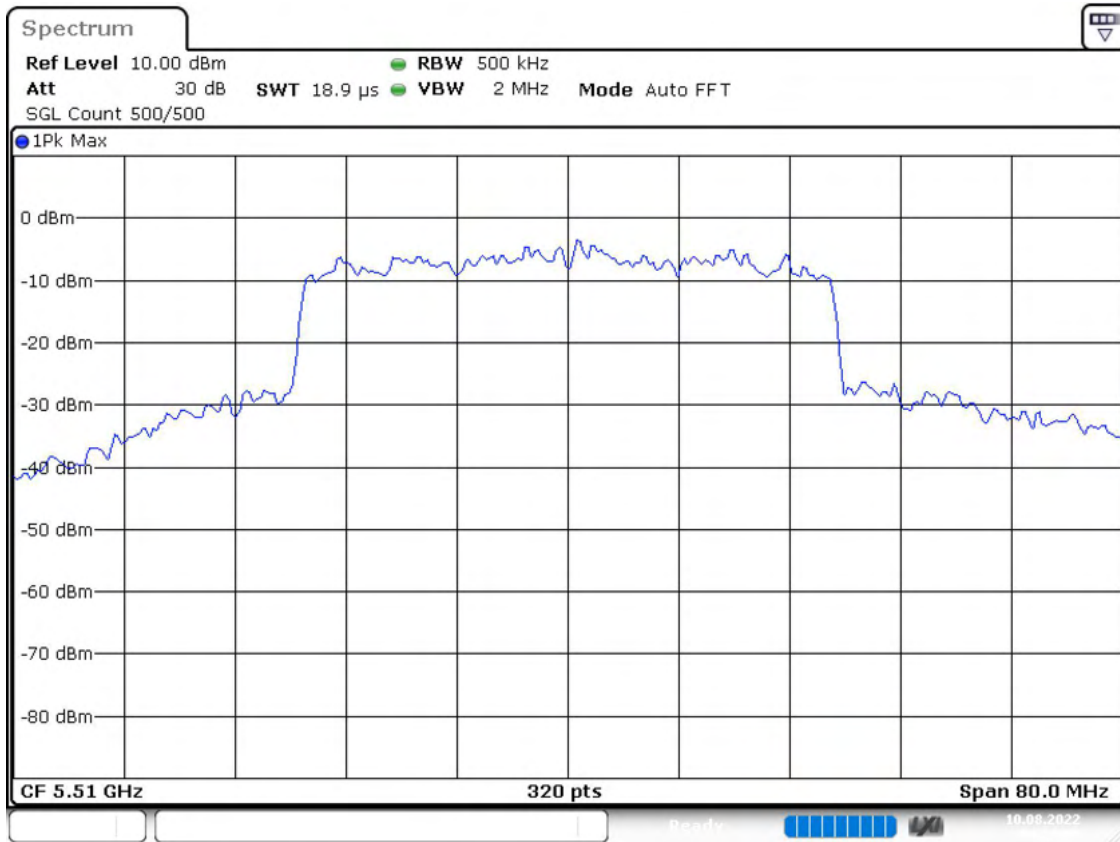
DUT Frequency (MHz)	Bandwidth (MHz)	Limit Min (MHz)	Limit Max (MHz)	Band Edge Left (MHz)	Band Edge Right (MHz)
5510.000000	38.000000	---	---	5491.125000	5529.125000

(continuation of the "99 % Bandwidth" table from column 6 ...)

DUT Frequency (MHz)	Result
5510.000000	PASS



Bandwidth



Date: 10.AUG.2022 04:27:57

Emission Bandwidth 26 dB (5590 MHz; 24.000 dBm; 40 MHz)

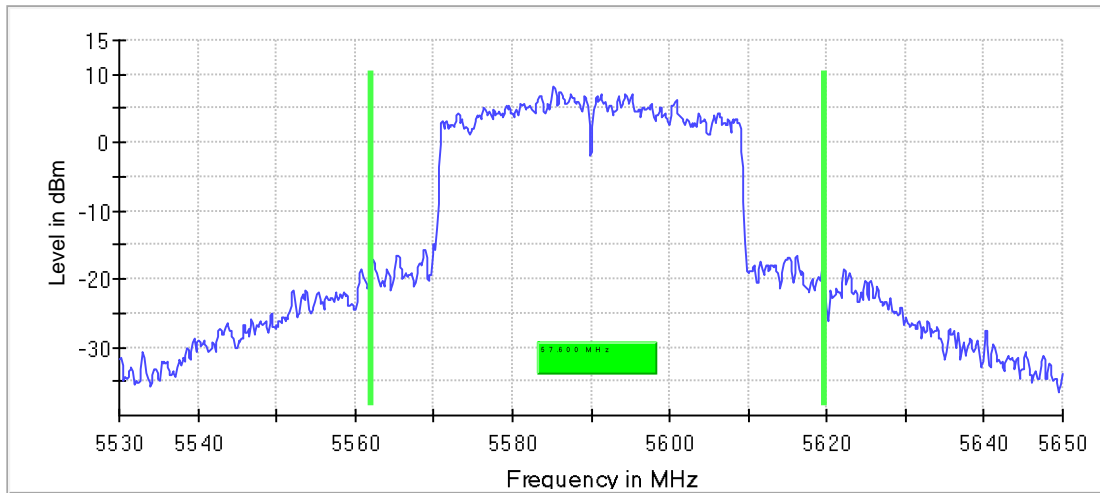
Customized settings.

26 dB Bandwidth

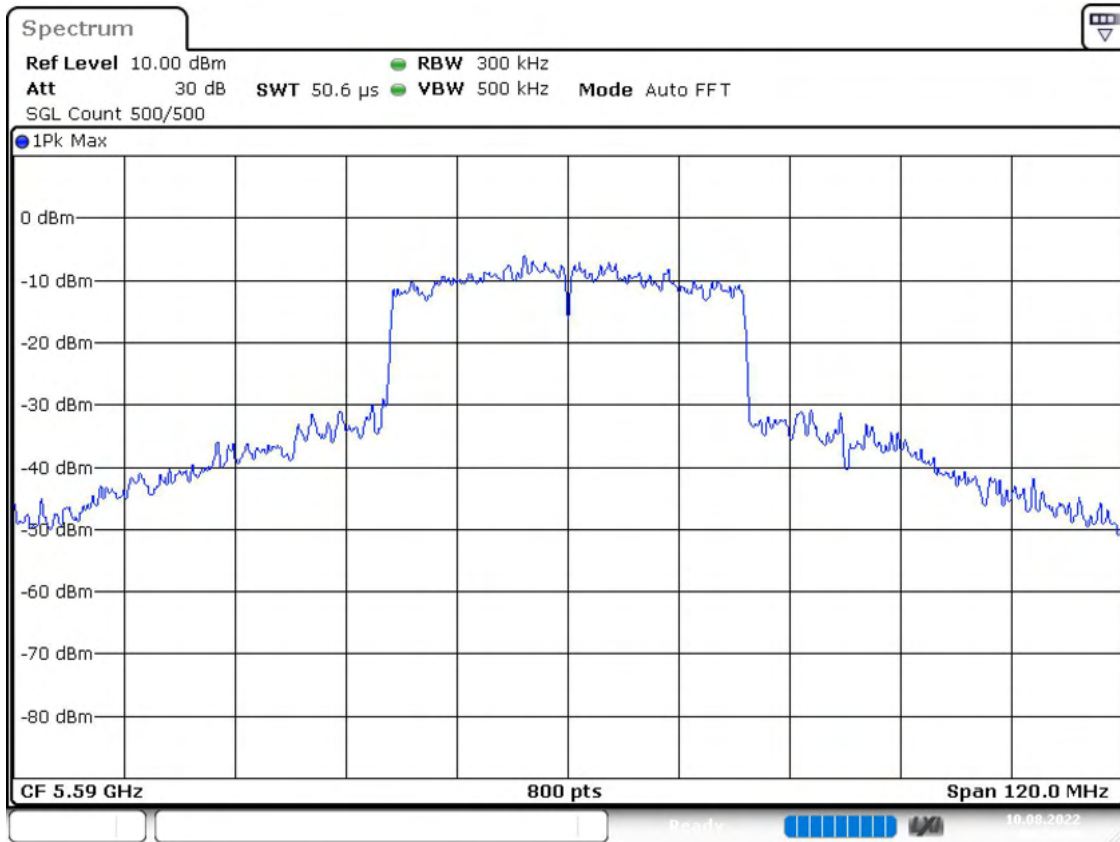
DUT Frequency (MHz)	Bandwidth (MHz)	Limit Min (MHz)	Limit Max (MHz)	Band Edge Left (MHz)	Band Edge Right (MHz)
5590.000000	57.600000	---	---	5562.025000	5619.625000

(continuation of the "26 dB Bandwidth" table from column 6 ...)

DUT Frequency (MHz)	Max Level (dBm)	Result
5590.000000	8.4	PASS



Bandwidth



Date: 10.AUG.2022 04:28:24

Occupied Channel Bandwidth 99% (5590 MHz; 24.000 dBm; 40 MHz)

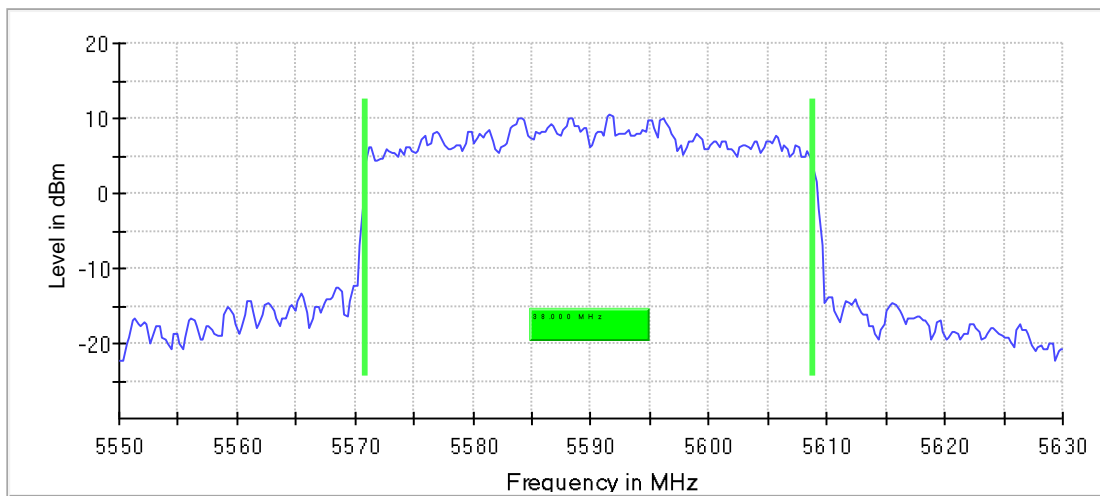
Customized settings.

99 % Bandwidth

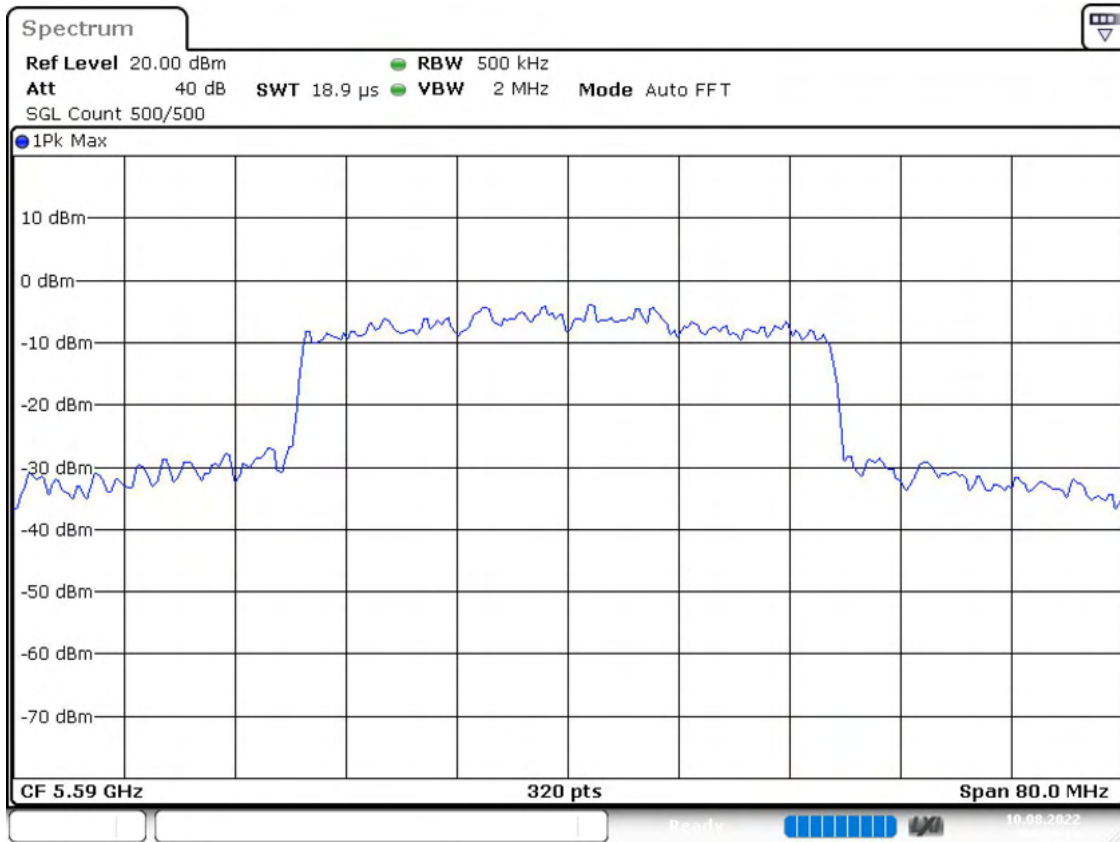
DUT Frequency (MHz)	Bandwidth (MHz)	Limit Min (MHz)	Limit Max (MHz)	Band Edge Left (MHz)	Band Edge Right (MHz)
5590.000000	38.000000	---	---	5570.875000	5608.875000

(continuation of the "99 % Bandwidth" table from column 6 ...)

DUT Frequency (MHz)	Result
5590.000000	PASS



Bandwidth



Date: 10.AUG.2022 04:29:15

Emission Bandwidth 26 dB (5710 MHz; 24.000 dBm; 40 MHz)

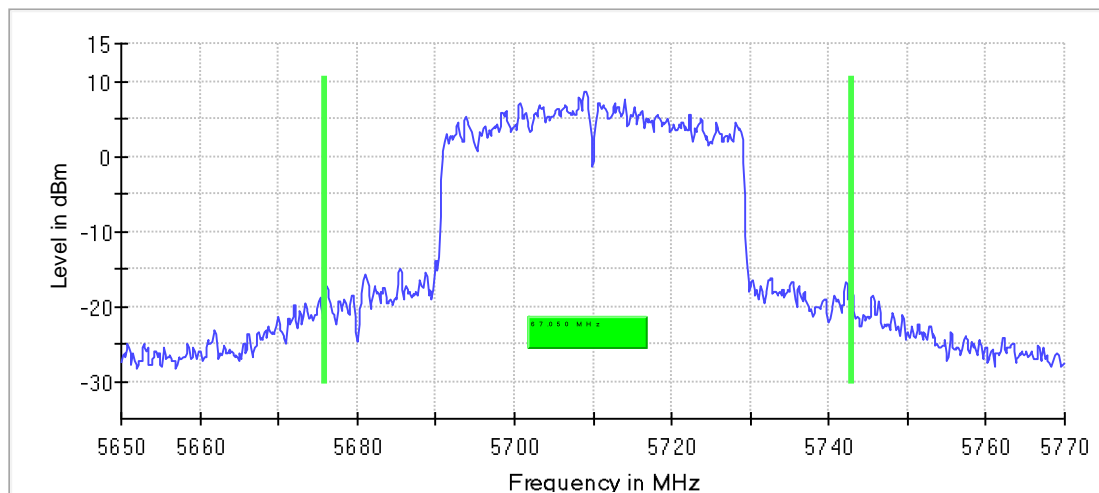
Customized settings.

26 dB Bandwidth

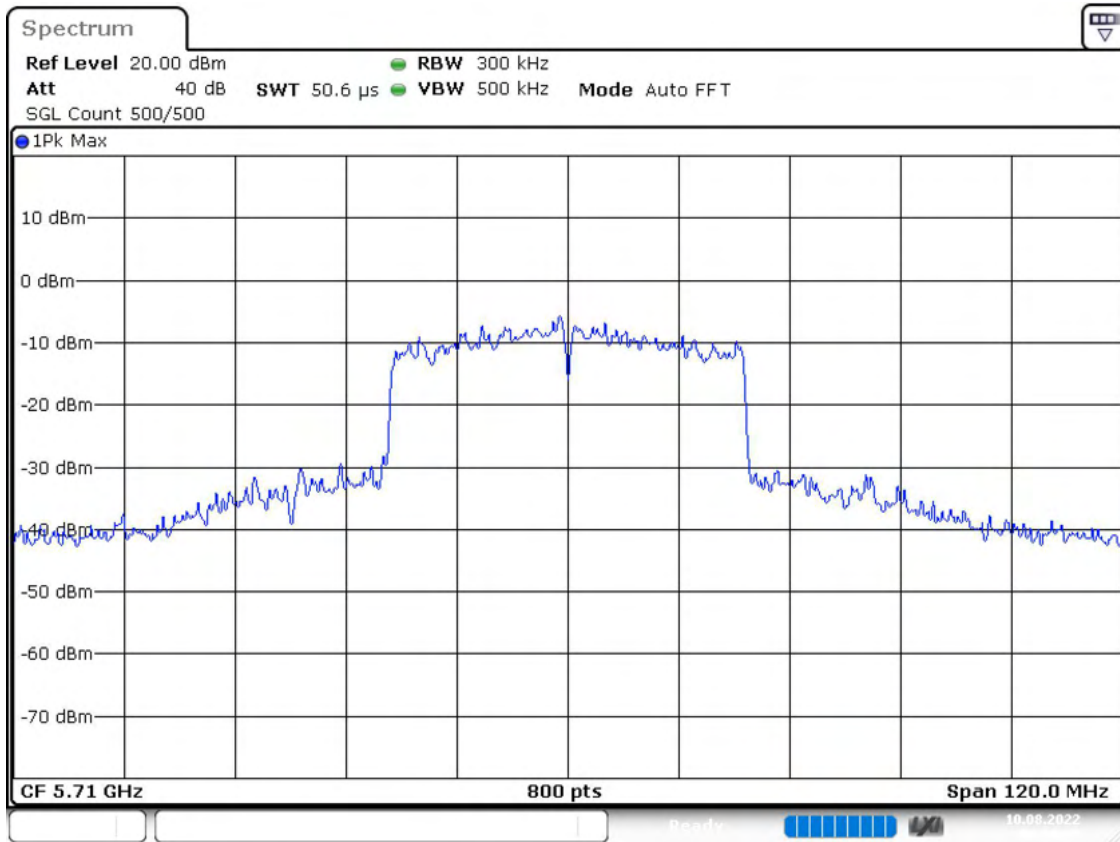
DUT Frequency (MHz)	Bandwidth (MHz)	Bandwidth U-NII 2C (MHz)	Bandwidth U-NII 3 (MHz)	Limit Min (MHz)	Limit Max (MHz)
5710.000000	67.050000	49.125000	17.925000	---	---

(continuation of the "26 dB Bandwidth" table from column 6 ...)

DUT Frequency (MHz)	Band Edge Left (MHz)	Band Edge Right (MHz)	Max Level (dBm)	Result
5710.000000	5675.875000	5742.925000	8.6	PASS



Bandwidth



Date: 10.AUG.2022 04:30:25

Occupied Channel Bandwidth 99% (5710 MHz; 24.000 dBm; 40 MHz)

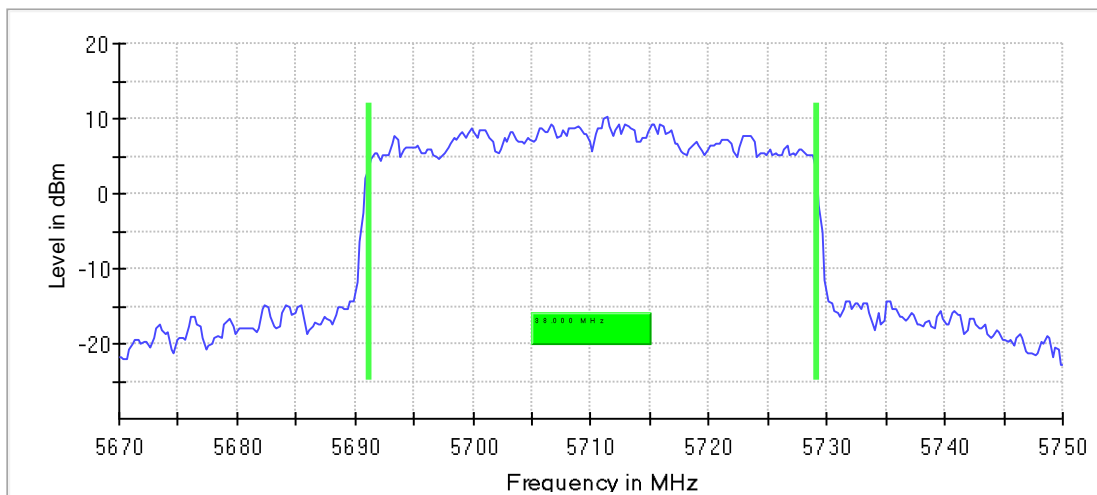
Customized settings.

99 % Bandwidth

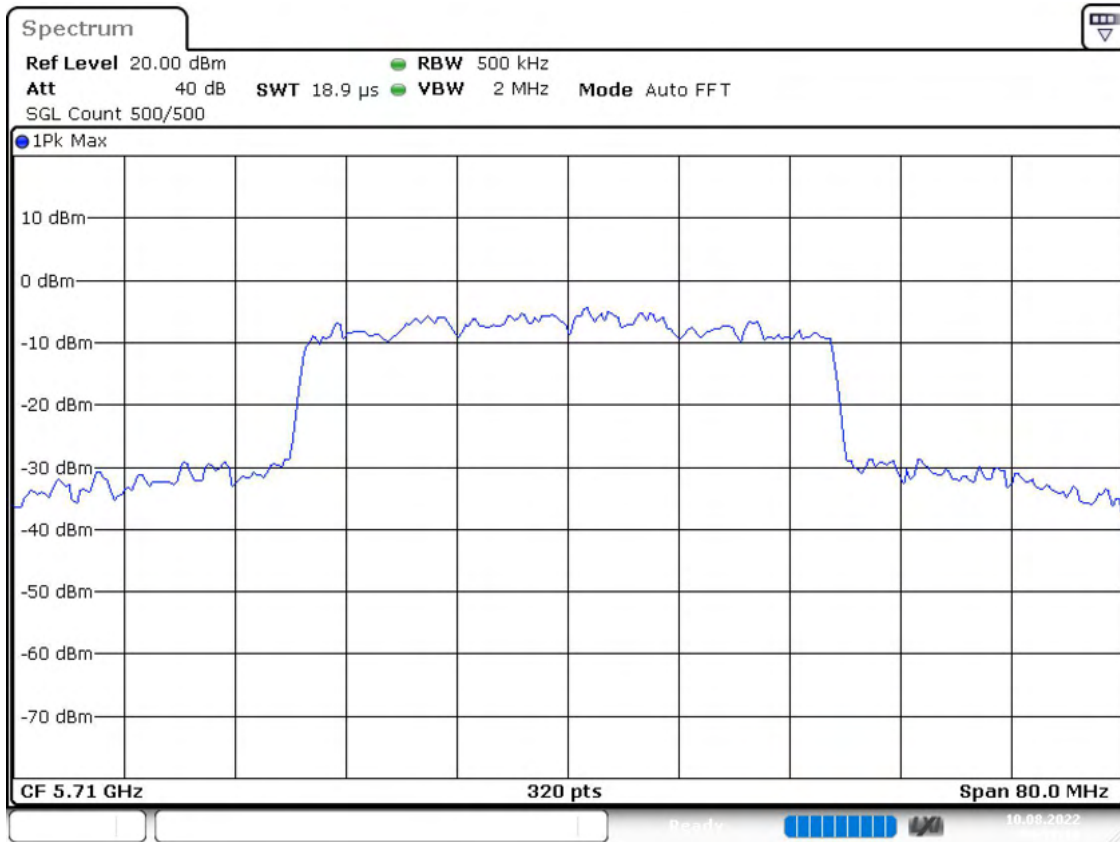
DUT Frequency (MHz)	Bandwidth (MHz)	Bandwidth U-NII 2C (MHz)	Bandwidth U-NII 3 (MHz)	Limit Min (MHz)	Limit Max (MHz)
5710.000000	38.000000	33.875000	4.125000	---	---

(continuation of the "99 % Bandwidth" table from column 6 ...)

DUT Frequency (MHz)	Band Edge Left (MHz)	Band Edge Right (MHz)	Result
5710.000000	5691.125000	5729.125000	PASS



Bandwidth



Date: 10.AUG.2022 04:31:17

Emission Bandwidth 26 dB (5530 MHz; 24.000 dBm; 80 MHz)

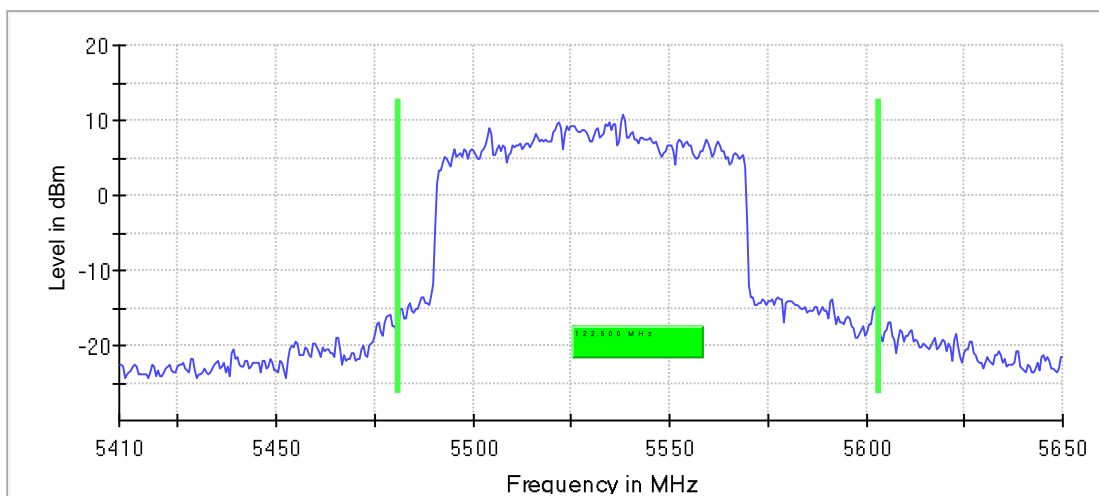
Customized settings.

26 dB Bandwidth

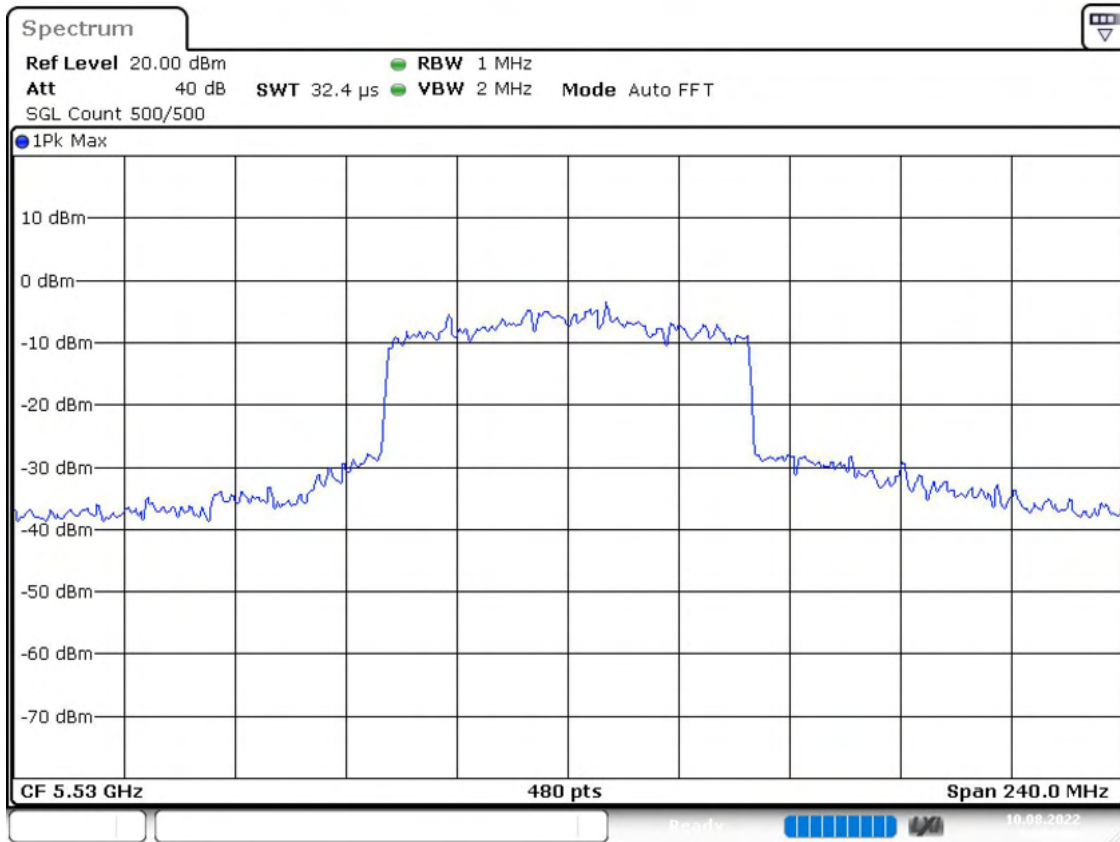
DUT Frequency (MHz)	Bandwidth (MHz)	Limit Min (MHz)	Limit Max (MHz)	Band Edge Left (MHz)	Band Edge Right (MHz)
5530.000000	122.500000	---	---	5480.750000	5603.250000

(continuation of the "26 dB Bandwidth" table from column 6 ...)

DUT Frequency (MHz)	Max Level (dBm)	Result
5530.000000	10.8	PASS



Bandwidth



Date: 10.AUG.2022 04:32:08

Occupied Channel Bandwidth 99% (5530 MHz; 24.000 dBm; 80 MHz)

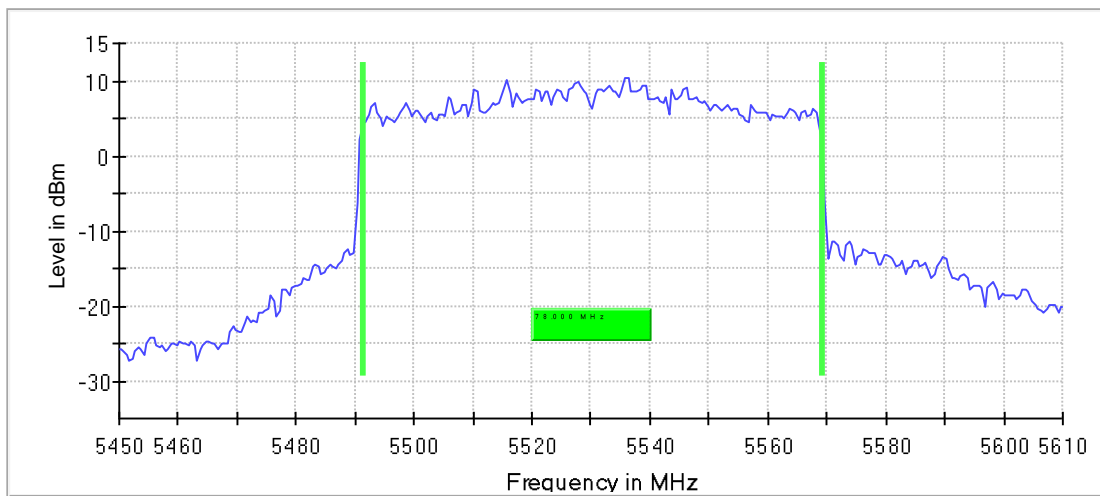
Customized settings.

99 % Bandwidth

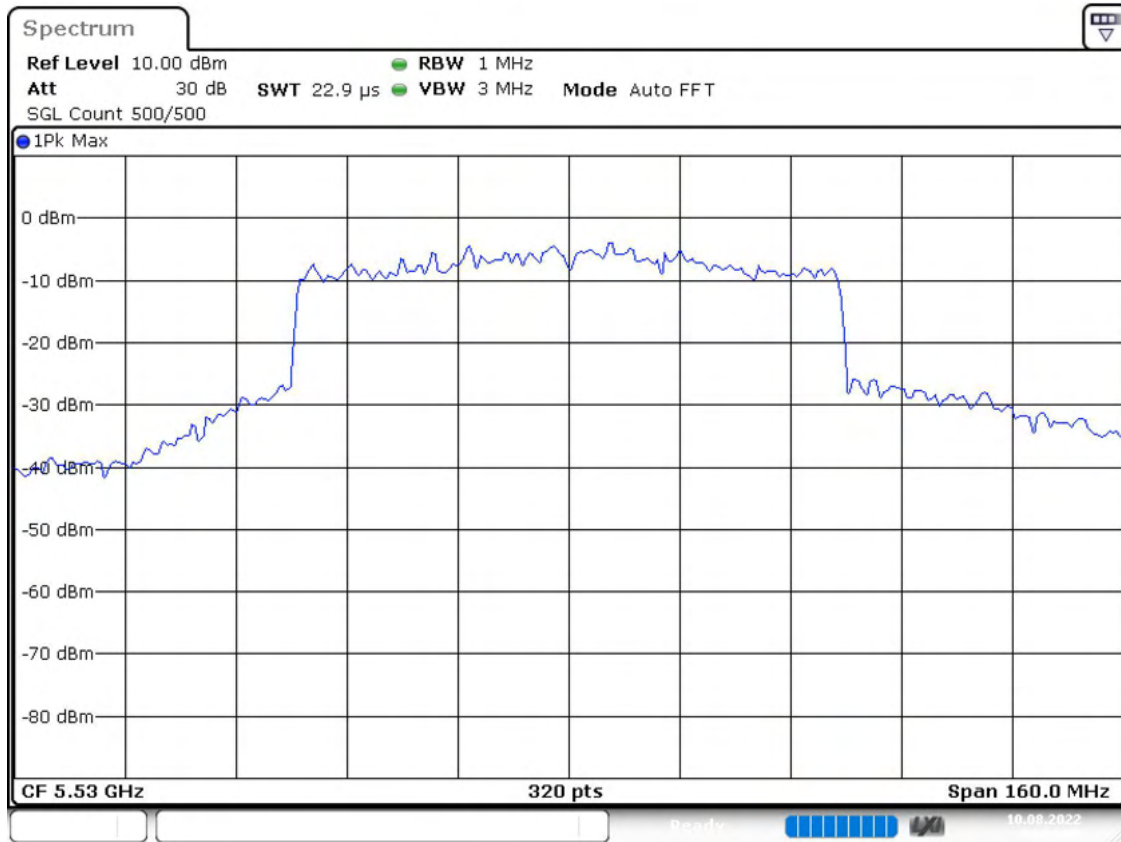
DUT Frequency (MHz)	Bandwidth (MHz)	Limit Min (MHz)	Limit Max (MHz)	Band Edge Left (MHz)	Band Edge Right (MHz)
5530.000000	78.000000	---	---	5491.250000	5569.250000

(continuation of the "99 % Bandwidth" table from column 6 ...)

DUT Frequency (MHz)	Result
5530.000000	PASS



Bandwidth



Date: 10.AUG.2022 04:33:05

Emission Bandwidth 26 dB (5610 MHz; 24.000 dBm; 80 MHz)

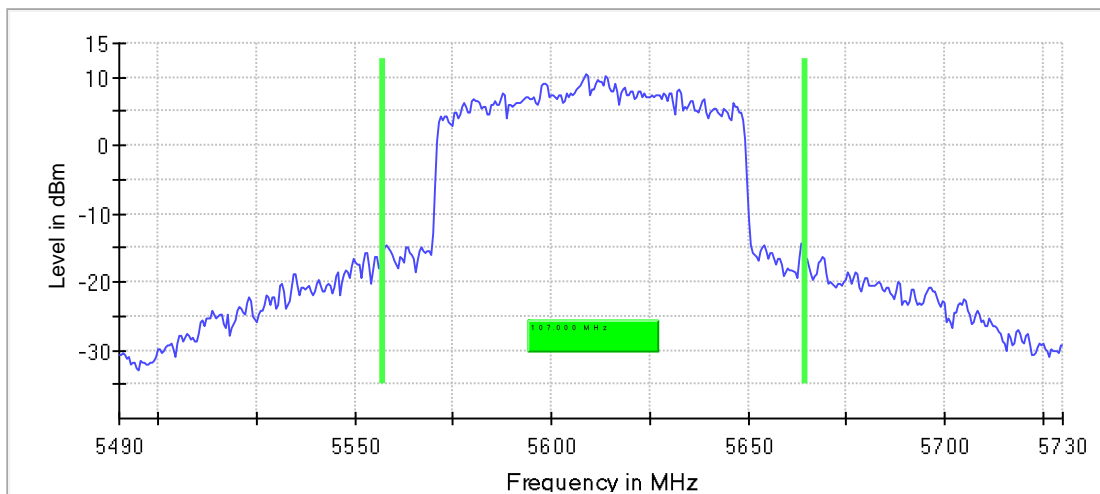
Customized settings.

26 dB Bandwidth

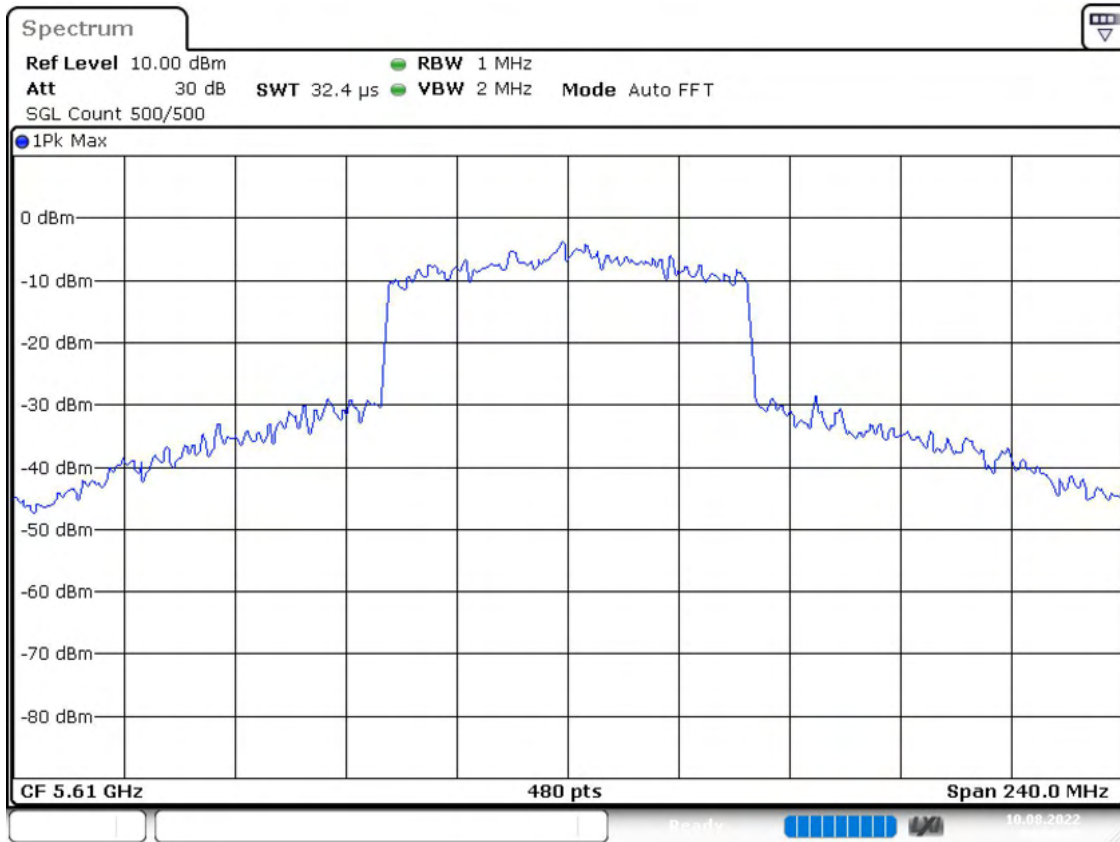
DUT Frequency (MHz)	Bandwidth (MHz)	Limit Min (MHz)	Limit Max (MHz)	Band Edge Left (MHz)	Band Edge Right (MHz)
5610.000000	107.000000	---	---	5557.250000	5664.250000

(continuation of the "26 dB Bandwidth" table from column 6 ...)

DUT Frequency (MHz)	Max Level (dBm)	Result
5610.000000	10.6	PASS



Bandwidth



Date: 10.AUG.2022 04:33:37

Occupied Channel Bandwidth 99% (5610 MHz; 24.000 dBm; 80 MHz)

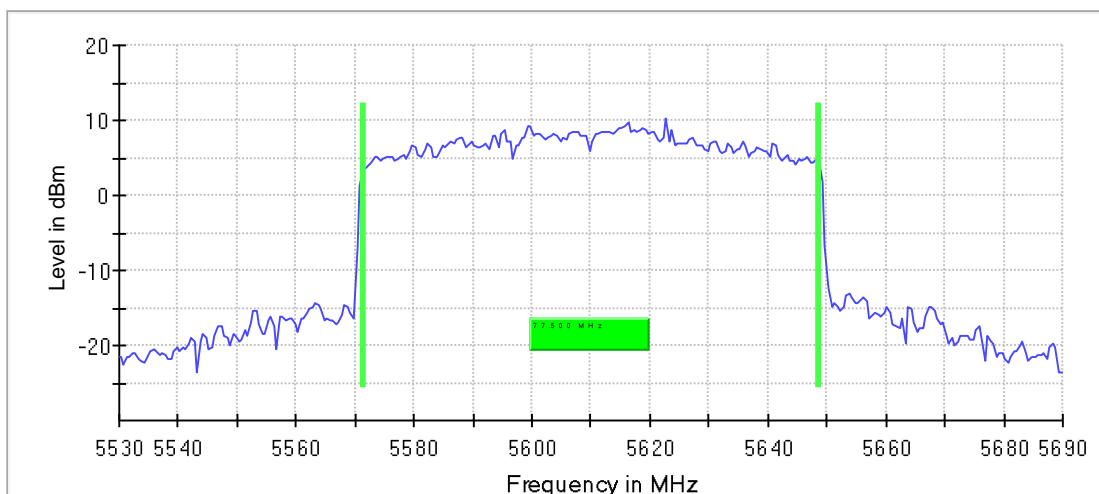
Customized settings.

99 % Bandwidth

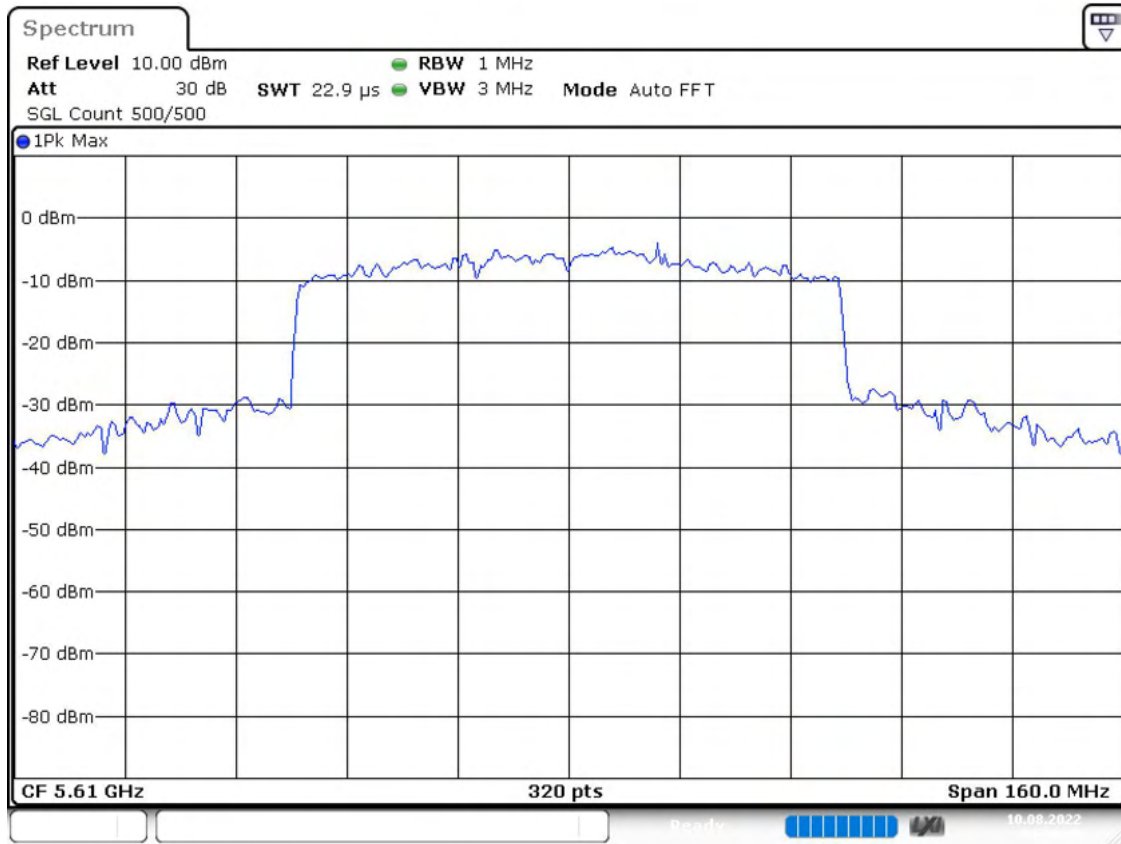
DUT Frequency (MHz)	Bandwidth (MHz)	Limit Min (MHz)	Limit Max (MHz)	Band Edge Left (MHz)	Band Edge Right (MHz)
5610.000000	77.500000	---	---	5571.250000	5648.750000

(continuation of the "99 % Bandwidth" table from column 6 ...)

DUT Frequency (MHz)	Result
5610.000000	PASS



Bandwidth



Date: 10.AUG.2022 04:34:35

Emission Bandwidth 26 dB (5690 MHz; 24.000 dBm; 80 MHz)

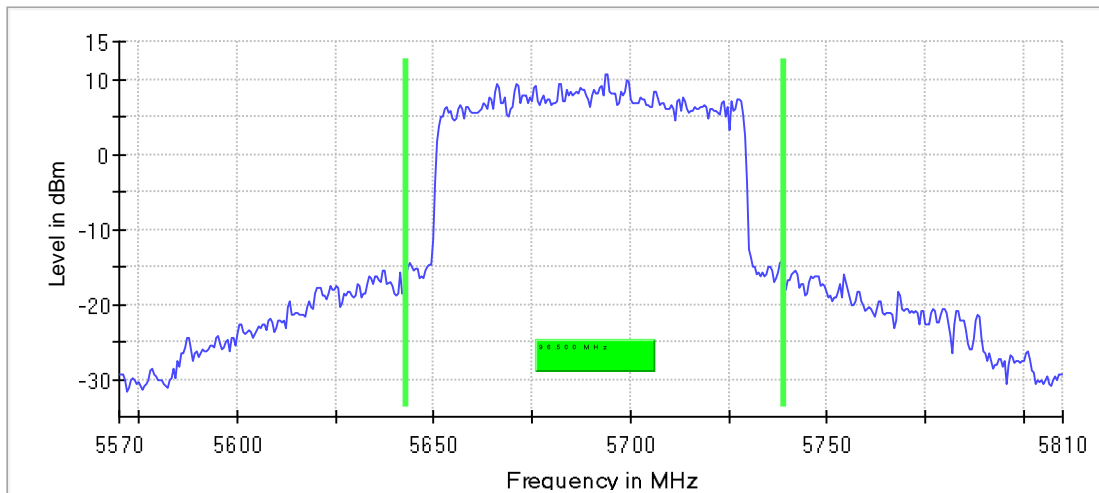
Customized settings.

26 dB Bandwidth

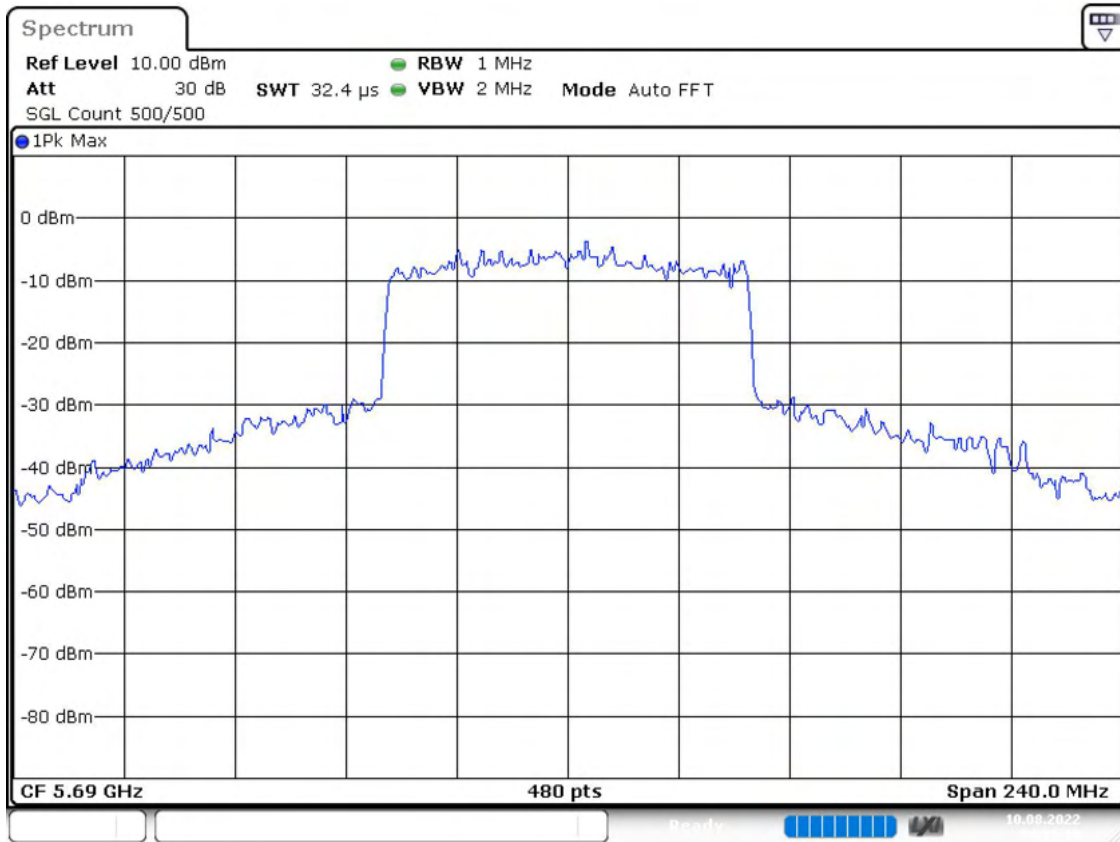
DUT Frequency (MHz)	Bandwidth (MHz)	Bandwidth U-NII 2C (MHz)	Bandwidth U-NII 3 (MHz)	Limit Min (MHz)	Limit Max (MHz)
5690.000000	96.500000	82.250000	14.250000	---	---

(continuation of the "26 dB Bandwidth" table from column 6 ...)

DUT Frequency (MHz)	Band Edge Left (MHz)	Band Edge Right (MHz)	Max Level (dBm)	Result
5690.000000	5642.750000	5739.250000	10.7	PASS



Bandwidth



Date: 10.AUG.2022 04:35:10

Occupied Channel Bandwidth 99% (5690 MHz; 24.000 dBm; 80 MHz)

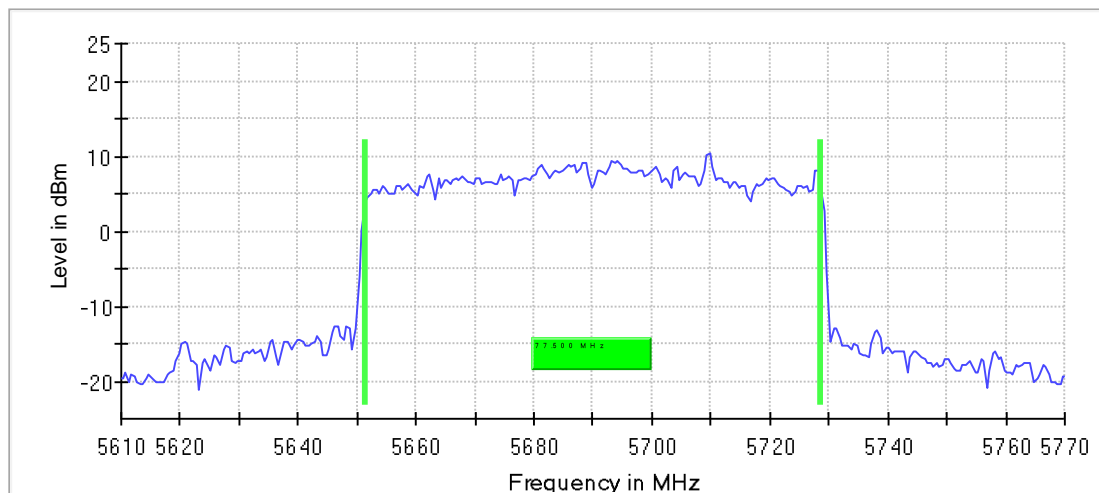
Customized settings.

99 % Bandwidth

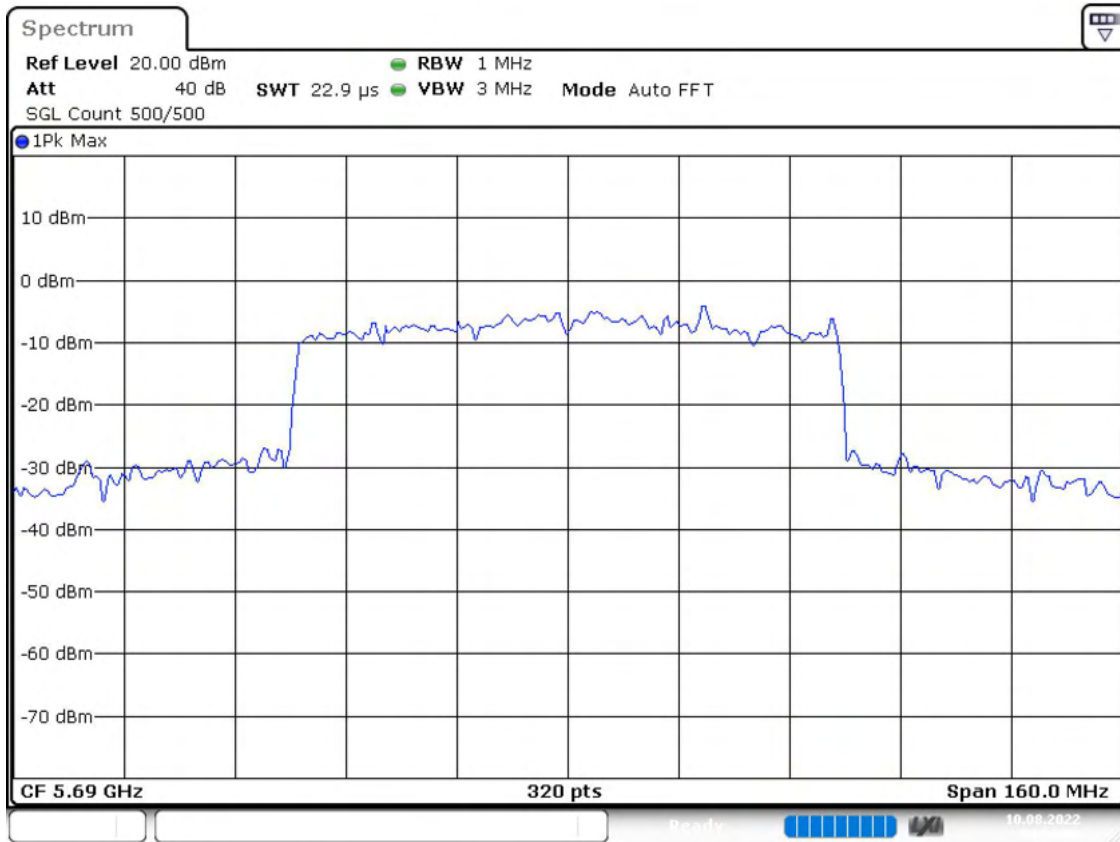
DUT Frequency (MHz)	Bandwidth (MHz)	Bandwidth U-NII 2C (MHz)	Bandwidth U-NII 3 (MHz)	Limit Min (MHz)	Limit Max (MHz)
5690.000000	77.500000	73.750000	3.750000	---	---

(continuation of the "99 % Bandwidth" table from column 6 ...)

DUT Frequency (MHz)	Band Edge Left (MHz)	Band Edge Right (MHz)	Result
5690.000000	5651.250000	5728.750000	PASS



Bandwidth



Date: 10.AUG.2022 04:36:08

Emission Bandwidth 26 dB (5570 MHz; 24.000 dBm; 160 MHz)

Customized settings.

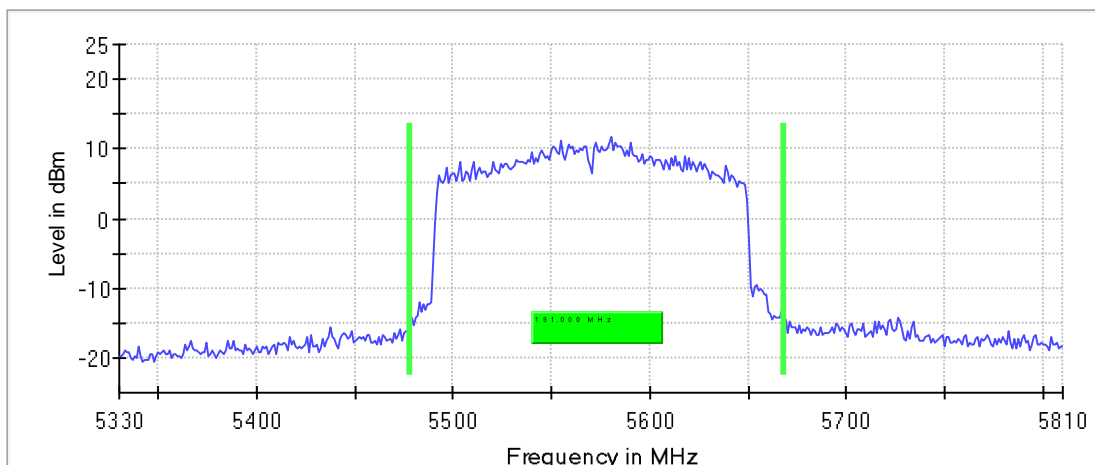
26 dB Bandwidth

DUT Frequency (MHz)	Bandwidth (MHz)	Bandwidth U-NII 2C (MHz)	Bandwidth U-NII 3 (MHz)	Limit Min (MHz)	Limit Max (MHz)
5570.000000	191.000000	191.000000	0.000000	---	---

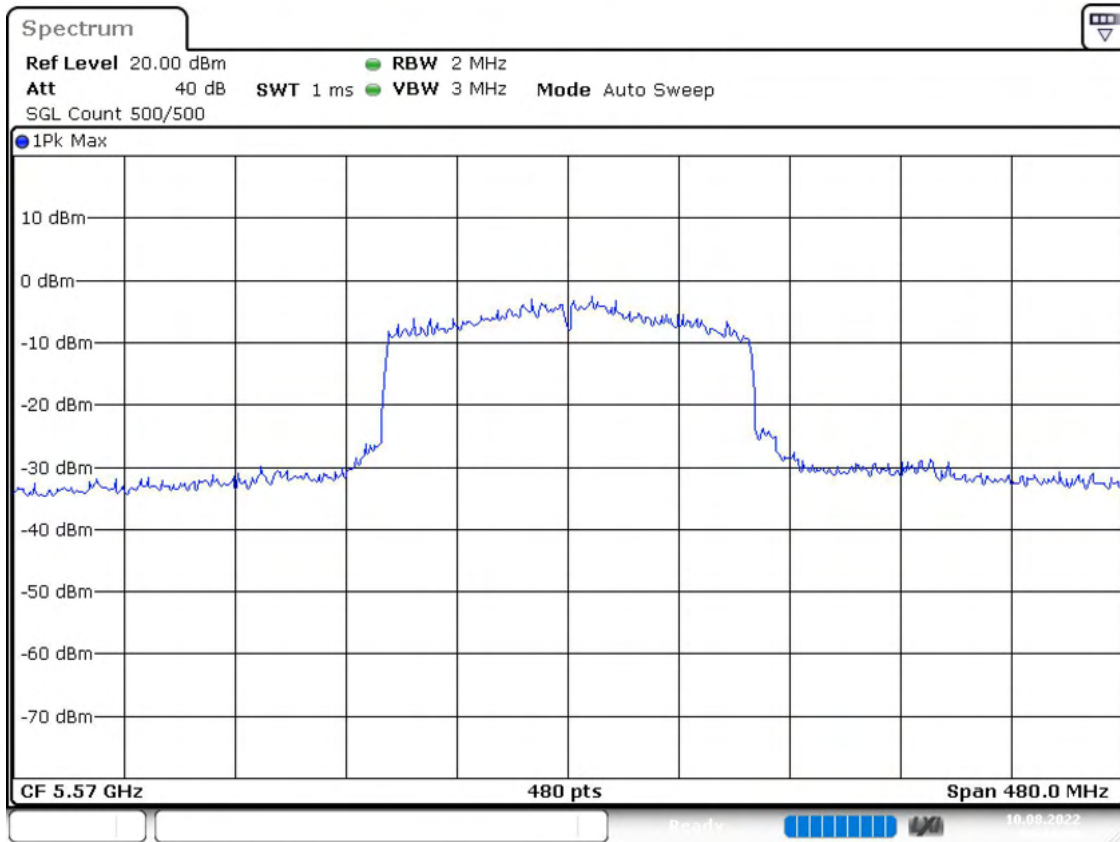
(continuation of the "26 dB Bandwidth" table from column 6 ...)

DUT Frequency (MHz)	Band Edge Left (MHz)	Band Edge Right (MHz)	Max Level (dBm)	Result
5570.000000	5477.500000	5668.500000	11.7	PASS

26 dB Bandwidth



Bandwidth



Date: 10.AUG.2022 04:43:24

Occupied Channel Bandwidth 99% (5570 MHz; 24.000 dBm; 160 MHz)

Customized settings.

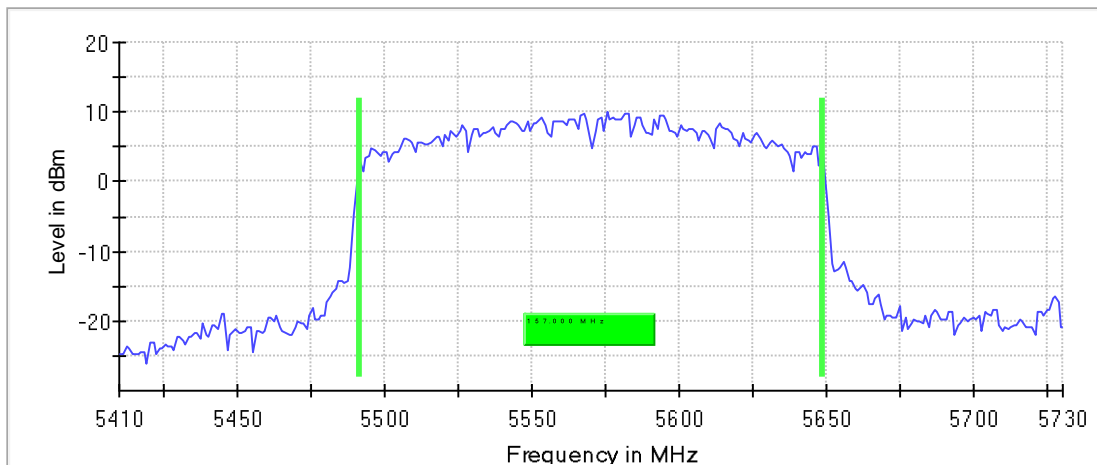
99 % Bandwidth

DUT Frequency (MHz)	Bandwidth (MHz)	Bandwidth U-NII 2C (MHz)	Bandwidth U-NII 3 (MHz)	Limit Min (MHz)	Limit Max (MHz)
5570.000000	157.000000	157.000000	0.000000	---	---

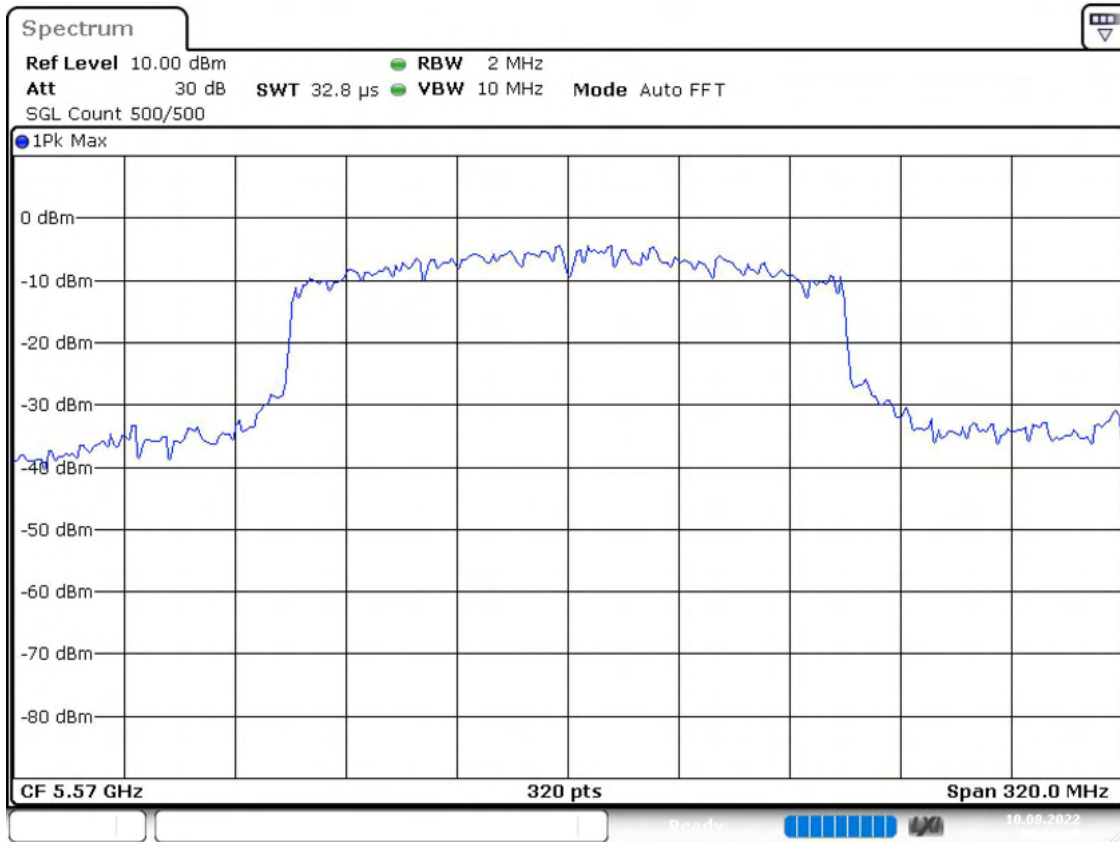
(continuation of the "99 % Bandwidth" table from column 6 ...)

DUT Frequency (MHz)	Band Edge Left (MHz)	Band Edge Right (MHz)	Result
5570.000000	5491.500000	5648.500000	PASS

99 % Bandwidth



Bandwidth



Date: 10.AUG.2022 04:44:43

-- End of Test Report Attachment --