

## U6-Mesh – Bluetooth Annex

## Summary

Test	Frequency (MHz)	Nominal Power (dBm)	Nominal Bandwidth (MHz)	Result
RF output power	2402.000	24.0	1.000000	PASS
Minimum Emission Bandwidth 6 dB	2402.000	24.0	1.000000	PASS
Peak Power Spectral Density	2402.000	24.0	1.000000	PASS
Occupied Channel Bandwidth 99%	2402.000	24.0	1.000000	PASS
Band Edge low	2402.000	24.0	1.000000	PASS
Tx Spurious Emission	2402.000	24.0	1.000000	PASS
Emissions in restricted frequency bands (Average)	2402.000	24.0	1.000000	PASS
Minimum Emission Bandwidth 6 dB	2442.000	24.0	1.000000	PASS
Occupied Channel Bandwidth 99%	2442.000	24.0	1.000000	PASS
Tx Spurious Emission	2442.000	24.0	1.000000	PASS
Emissions in restricted frequency bands (Average)	2442.000	24.0	1.000000	PASS
Minimum Emission Bandwidth 6 dB	2480.000	24.0	1.000000	PASS
Occupied Channel Bandwidth 99%	2480.000	24.0	1.000000	PASS
Band Edge high	2480.000	24.0	1.000000	PASS
Tx Spurious Emission	2480.000	24.0	1.000000	PASS
Emissions in restricted frequency bands (Average)	2480.000	24.0	1.000000	PASS

## RF output power (2402 MHz; 24.000 dBm; 1 MHz)

### Result

DUT Frequency (MHz)	Gated RMS (dBm)	Limit Max (dBm)	Gated EIRP (dBm)	DutyCycle (%)	Result
2402.000000	13.1	30.0	13.1	100.000	PASS

## OSP PowerMeter settings

Setting	Instrument Value	Target Value
Measurement Time	1.000 s	1.000 s
Points	1000000	1000000
Time resolution	1.000 µs	1.000 µs

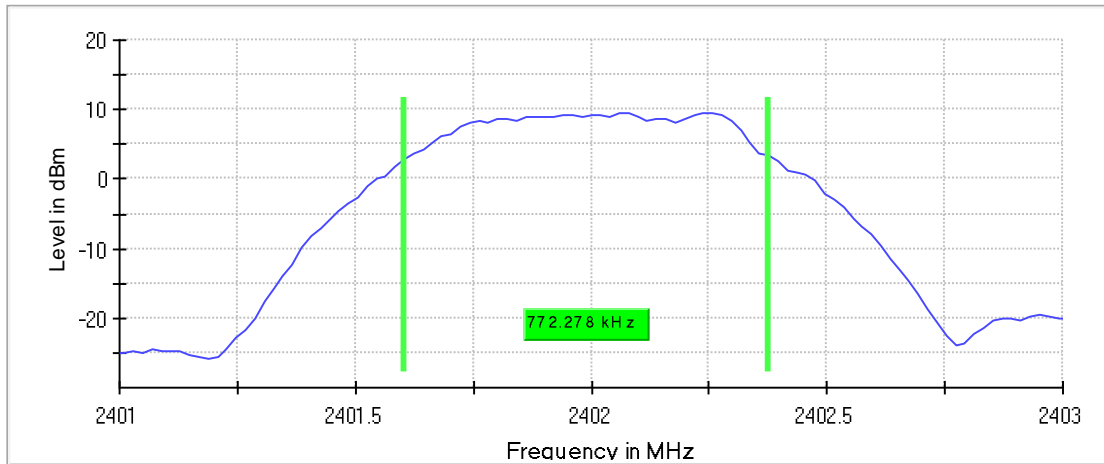
## Minimum Emission Bandwidth 6 dB (2402 MHz; 24.000 dBm; 1 MHz)

### 6 dB Bandwidth

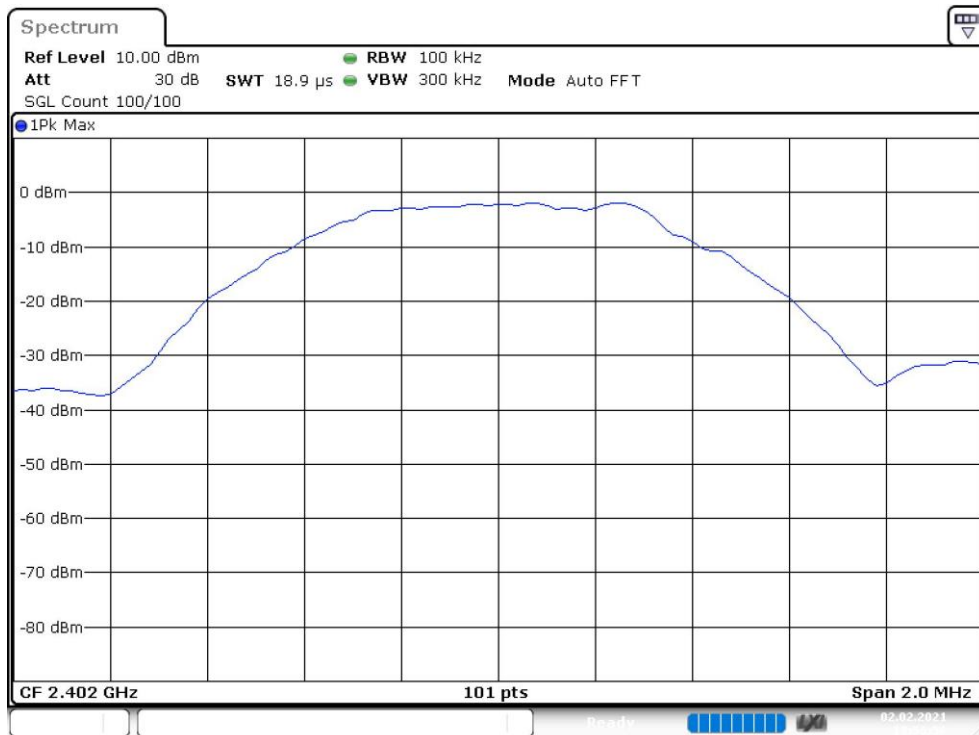
DUT Frequency (MHz)	Bandwidth (MHz)	Limit Min (MHz)	Limit Max (MHz)	Band Edge Left (MHz)	Band Edge Right (MHz)
2402.000000	0.772278	0.500000	---	2401.603960	2402.376238

DUT Frequency (MHz)	Max Level (dBm)	Result
2402.000000	9.6	PASS

6 dB Bandwidth



Bandwidth



Date: 2.FEB.2021 13:56:56

Measurement

Setting	Instrument Value	Target Value
Start Frequency	2.40100 GHz	2.40100 GHz
Stop Frequency	2.40300 GHz	2.40300 GHz
Span	2.000 MHz	2.000 MHz
RBW	100.000 kHz	~ 100.000 kHz
VBW	300.000 kHz	~ 300.000 kHz
SweepPoints	101	~ 40
Sweeptime	18.938 μs	AUTO
Reference Level	10.000 dBm	10.000 dBm
Attenuation	30.000 dB	AUTO
Detector	MaxPeak	MaxPeak
SweepCount	100	100
Filter	3 dB	3 dB
Trace Mode	Max Hold	Max Hold

Sweeptype	FFT	AUTO
Preamp	off	off
Stablemode	Trace	Trace
Stablevalue	0.50 dB	0.50 dB
Run	6 / max. 150	max. 150
Stable	5 / 5	5
Max Stable Difference	0.02 dB	0.50 dB

## Peak Power Spectral Density (2402 MHz; 24.000 dBm; 1 MHz)

### Result

DUT Frequency (MHz)	Frequency (MHz)	PSD (dBm)	Limit Max (dBm)	Result
2402.000000	2402.007500	-1.311	8.0	PASS

### Ports

Port	State
1	used

### Measurement

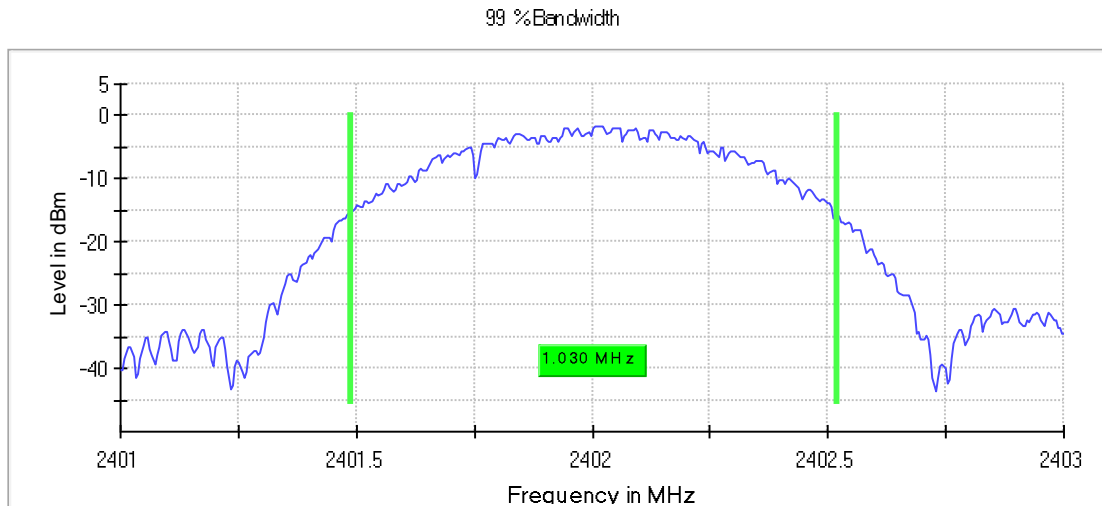
Setting	Instrument Value	Target Value
Start Frequency	2.40125 GHz	2.40125 GHz
Stop Frequency	2.40275 GHz	2.40275 GHz
Span	1.500 MHz	1.500 MHz
RBW	10.000 kHz	<= 10.000 kHz
VBW	30.000 kHz	>= 30.000 kHz
SweepPoints	300	~ 300
SweepTime	1.500 ms	AUTO
Reference Level	10.000 dBm	10.000 dBm
Attenuation	30.000 dB	AUTO
Detector	MaxPeak	MaxPeak
SweepCount	100	100
Filter	3 dB	3 dB
Trace Mode	Max Hold	Max Hold
Sweeptype	Sweep	Sweep
Preamp	off	off
Stablemode	Trace	Trace
Stablevalue	0.50 dB	0.50 dB
Run	3 / max. 150	max. 150
Stable	2 / 2	2
Max Stable Difference	0.25 dB	0.50 dB

## Occupied Channel Bandwidth 99% (2402 MHz; 24.000 dBm; 1 MHz)

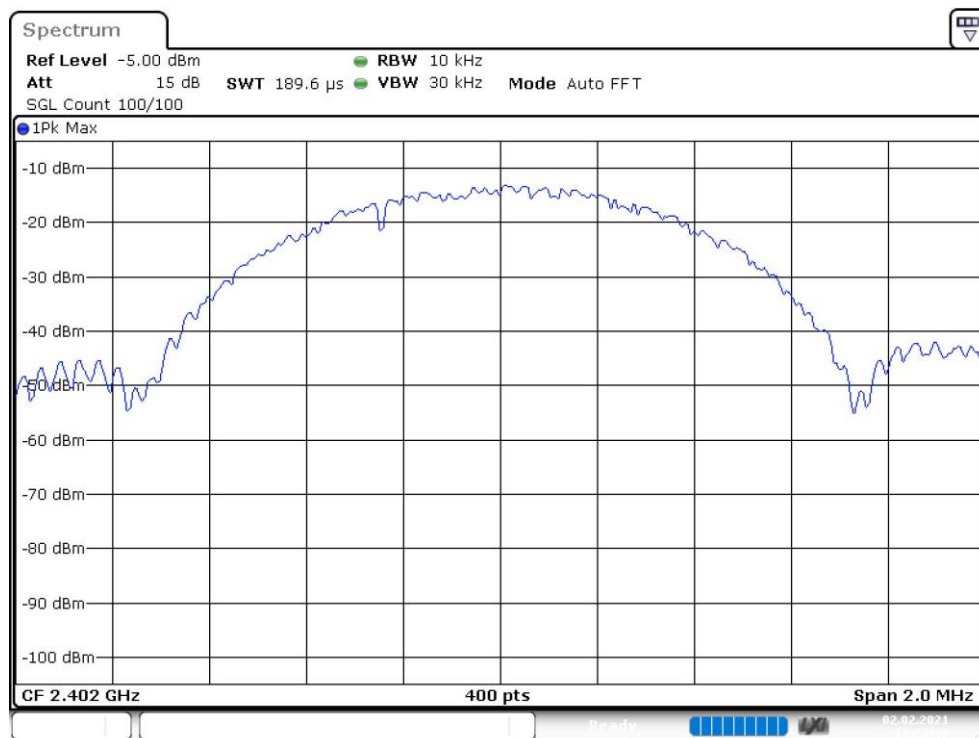
### 99 % Bandwidth

DUT Frequency (MHz)	Bandwidth (MHz)	Limit Min (MHz)	Limit Max (MHz)	Band Edge Left (MHz)	Band Edge Right (MHz)
2402.000000	1.030000	---	---	2401.487500	2402.517500

DUT Frequency (MHz)	Result
2402.000000	PASS



### Bandwidth



### Measurement

Setting	Instrument Value	Target Value
Start Frequency	2.40100 GHz	2.40100 GHz
Stop Frequency	2.40300 GHz	2.40300 GHz
Span	2.000 MHz	2.000 MHz
RBW	10.000 kHz	$\geq 10.000$ kHz
VBW	30.000 kHz	$\geq 30.000$ kHz
SweepPoints	400	$\sim 400$
Sweptime	189.648 $\mu$ s	AUTO
Reference Level	-5.000 dBm	-5.000 dBm
Attenuation	15.000 dB	AUTO
Detector	MaxPeak	MaxPeak
SweepCount	100	100
Filter	3 dB	3 dB

Trace Mode	Max Hold	Max Hold
SweepType	FFT	AUTO
Preamp	off	off
Stablemode	Trace	Trace
Stablevalue	0.30 dB	0.30 dB
Run	4 / max. 150	max. 150
Stable	3 / 3	3
Max Stable Difference	0.08 dB	0.30 dB

## Band Edge low (2402 MHz; 24.000 dBm; 1 MHz)

### Result

DUT Frequency (MHz)	Result
2402.000000	PASS

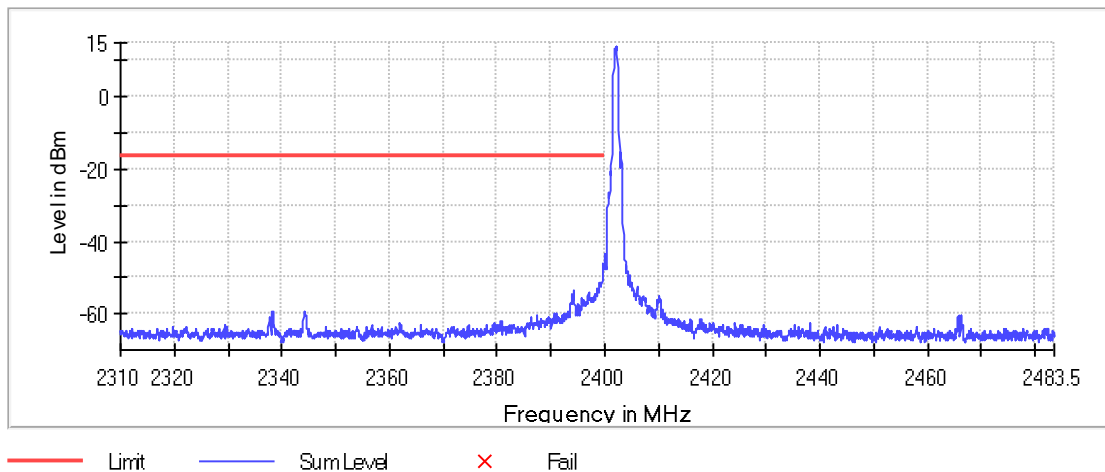
### Inband Peak

Frequency (MHz)	Level (dBm)
2402.075000	13.8

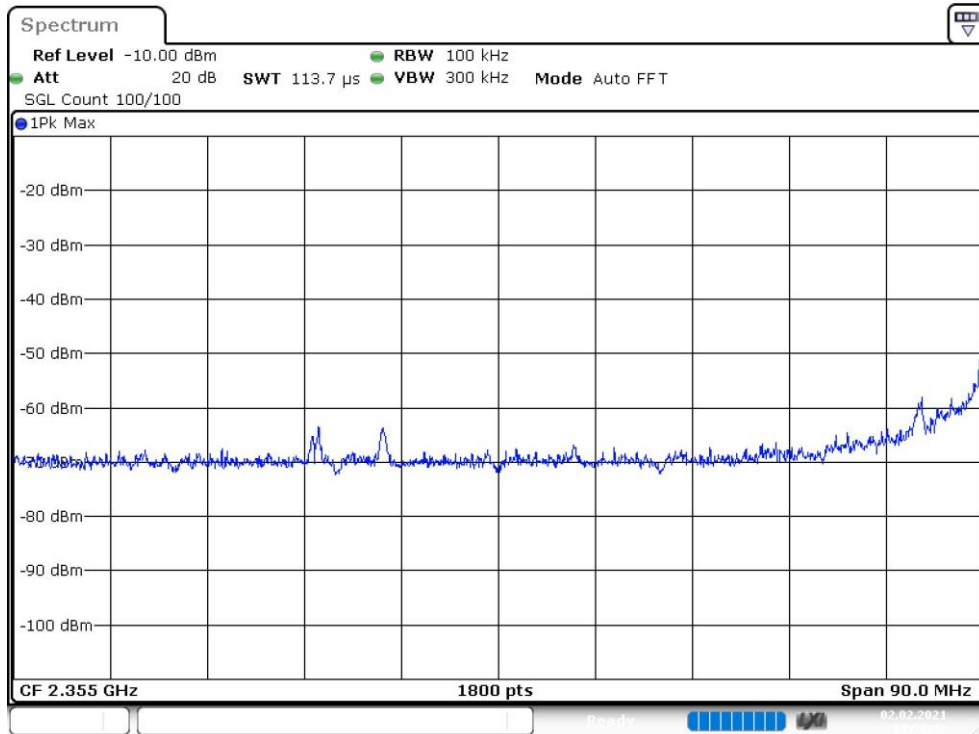
### Measurements

Frequency (MHz)	Level (dBm)	Margin (dB)	Limit (dBm)	Result
2399.975000	-43.7	27.4	-16.2	PASS
2399.925000	-44.9	28.7	-16.2	PASS
2399.725000	-46.3	30.1	-16.2	PASS
2399.775000	-46.8	30.5	-16.2	PASS
2399.675000	-46.8	30.6	-16.2	PASS
2399.625000	-46.9	30.6	-16.2	PASS
2399.825000	-47.4	31.1	-16.2	PASS
2399.875000	-47.5	31.2	-16.2	PASS
2399.575000	-48.8	32.6	-16.2	PASS
2399.525000	-49.1	32.8	-16.2	PASS
2399.475000	-51.1	34.9	-16.2	PASS
2399.075000	-51.2	35.0	-16.2	PASS
2399.125000	-51.2	35.0	-16.2	PASS
2399.275000	-51.5	35.3	-16.2	PASS
2399.325000	-51.5	35.3	-16.2	PASS

Band Edge

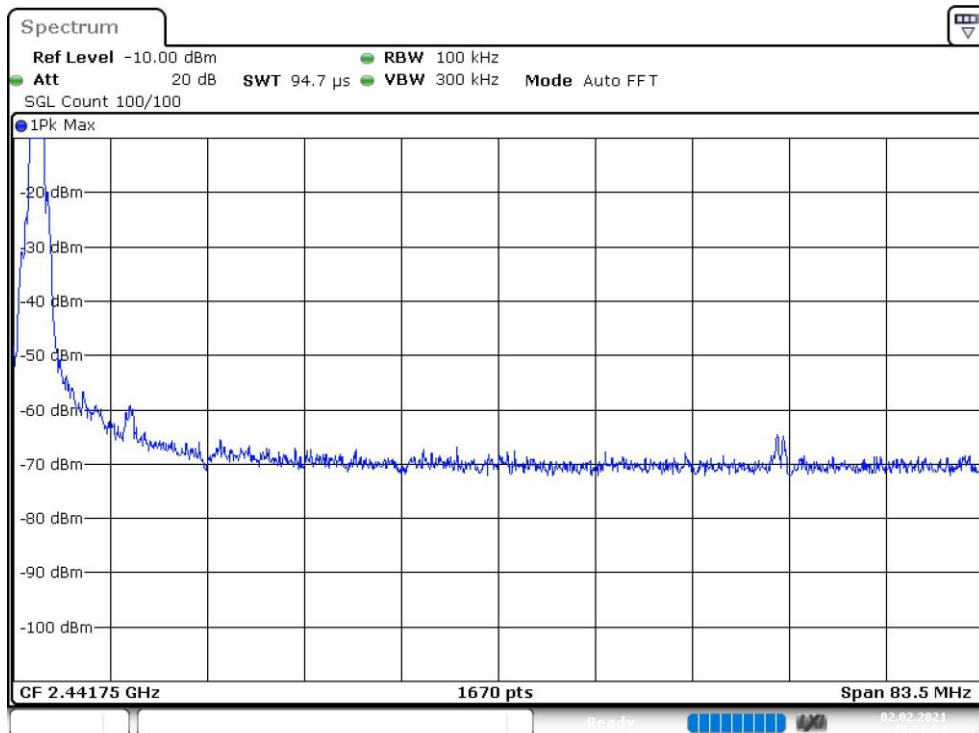


### Band Edge Connector 1\_0



Date: 2.FEB.2021 13:57:42

### Band Edge Connector 1\_1



Date: 2.FEB.2021 13:57:54

## Measurement 1

Setting	Instrument Value	Target Value
Start Frequency	2.31000 GHz	2.31000 GHz
Stop Frequency	2.40000 GHz	2.40000 GHz
Span	90.000 MHz	90.000 MHz
RBW	100.000 kHz	<= 100.000 kHz
VBW	300.000 kHz	>= 300.000 kHz
SweepPoints	1800	~ 1800
Sweeptime	113.672 $\mu$ s	AUTO
Reference Level	-10.000 dBm	-30.000 dBm
Attenuation	20.000 dB	AUTO
Detector	MaxPeak	MaxPeak
SweepCount	100	100
Filter	3 dB	3 dB
Trace Mode	Max Hold	Max Hold
Sweeptype	FFT	AUTO
Preamp	off	off
Stablemode	Trace	Trace
Stablevalue	0.50 dB	0.50 dB
Run	11 / max. 150	max. 150
Stable	3 / 3	3
Max Stable Difference	0.00 dB	0.50 dB

## Measurement 2

Setting	Instrument Value	Target Value
Start Frequency	2.40000 GHz	2.40000 GHz
Stop Frequency	2.48350 GHz	2.48350 GHz
Span	83.500 MHz	83.500 MHz
RBW	100.000 kHz	<= 100.000 kHz
VBW	300.000 kHz	>= 300.000 kHz
SweepPoints	1670	~ 1670
Sweeptime	94.727 $\mu$ s	AUTO
Reference Level	-10.000 dBm	-30.000 dBm
Attenuation	20.000 dB	AUTO
Detector	MaxPeak	MaxPeak
SweepCount	100	100
Filter	3 dB	3 dB
Trace Mode	Max Hold	Max Hold
Sweeptype	FFT	AUTO
Preamp	off	off
Stablemode	Trace	Trace
Stablevalue	0.50 dB	0.50 dB
Run	4 / max. 150	max. 150
Stable	3 / 3	3
Max Stable Difference	0.02 dB	0.50 dB

## Tx Spurious Emission (2402 MHz; 24.000 dBm; 1 MHz)

### Result

DUT Frequency (MHz)	Result
2402.000000	PASS

## Final measurements

Frequency (MHz)	Level Pre Measurement (dBm)	level (dBm)	Limit (dBm)	Margin (dB)	Result
---	---	---	---	---	---

## Pre Measurements

Frequency (MHz)	Level (dBm)	Margin (dB)	Limit (dBm)
4807.166065	-42.9	25.9	-17.0
2395.021008	-43.8	26.8	-17.0
7205.789099	-45.0	28.1	-17.0
25895.060242	-51.7	34.7	-17.0

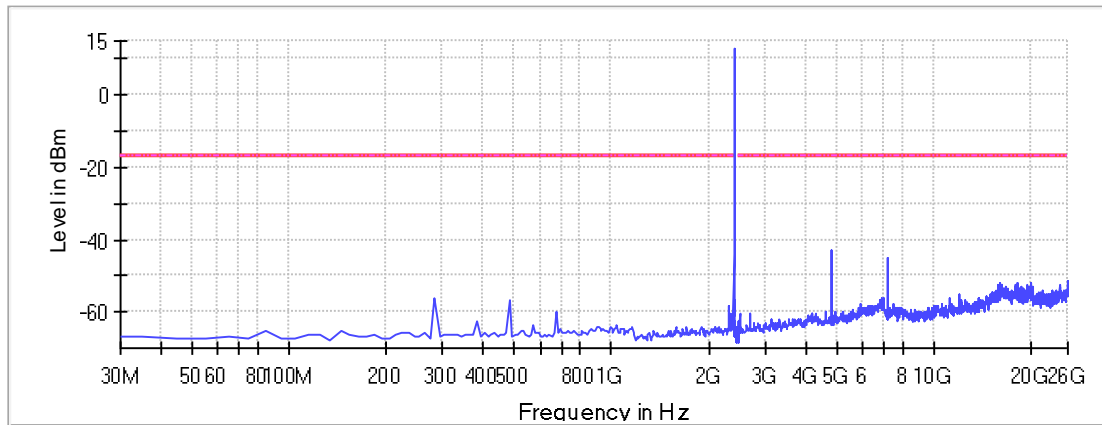


19878.514131	-51.7	34.7	-17.0
16120.671377	-52.2	35.2	-17.0
18229.460795	-52.2	35.2	-17.0
15840.832023	-52.3	35.3	-17.0
15850.826286	-52.4	35.4	-17.0
25915.048768	-52.5	35.6	-17.0
19908.496919	-52.6	35.6	-17.0
24435.897896	-52.6	35.7	-17.0
19918.491181	-52.6	35.7	-17.0
16230.608266	-52.7	35.7	-17.0
16210.619741	-52.7	35.8	-17.0

## Measurement Settings

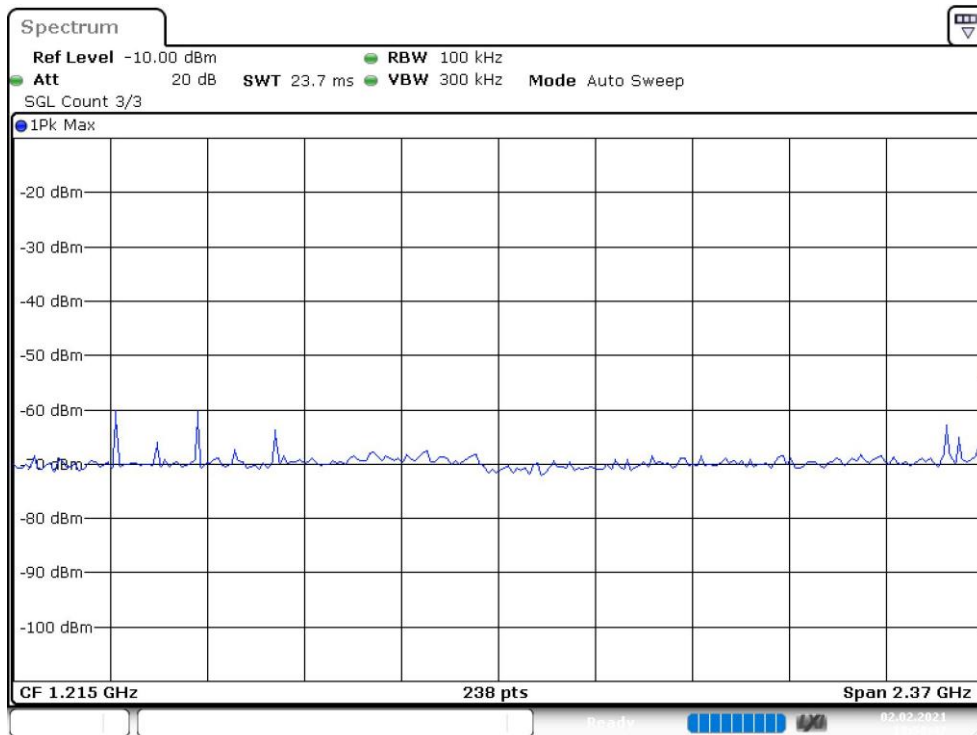
Start Frequency (MHz)	Stop Frequency (MHz)	Pre Measurement	Final Measurement
30.000000	2400.000000	1	1
2400.000000	2483.500000	1	1
2483.500000	26000.000000	1	1

Spurious



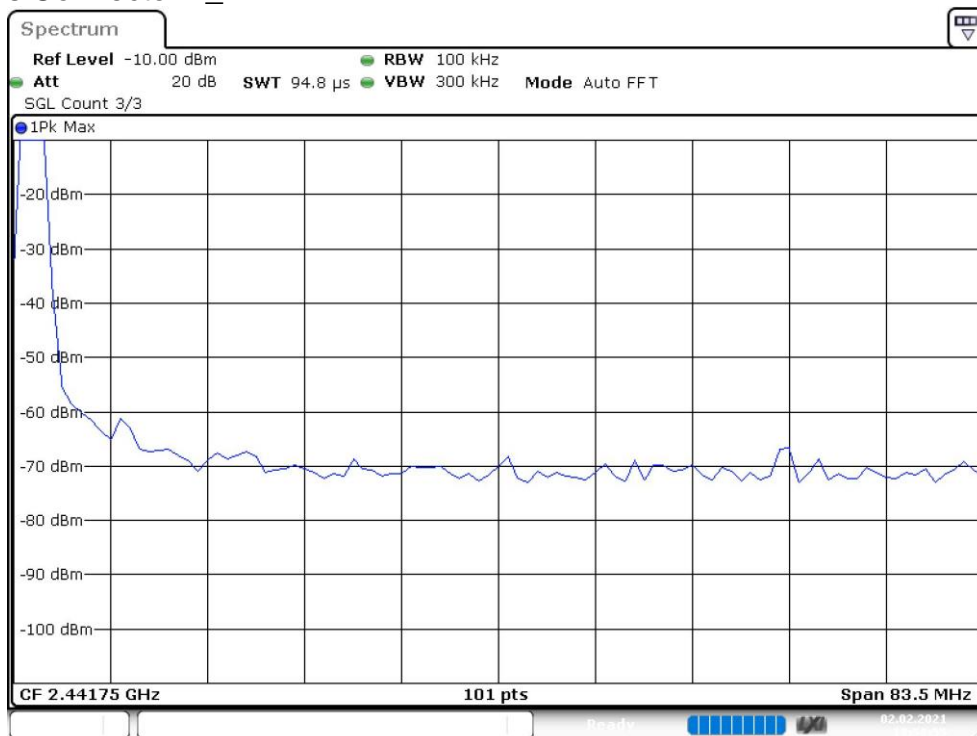
— Limit    — SumLevel    - - - Threshold    × Critical    × Final Critical

Spurious Connector 1\_0



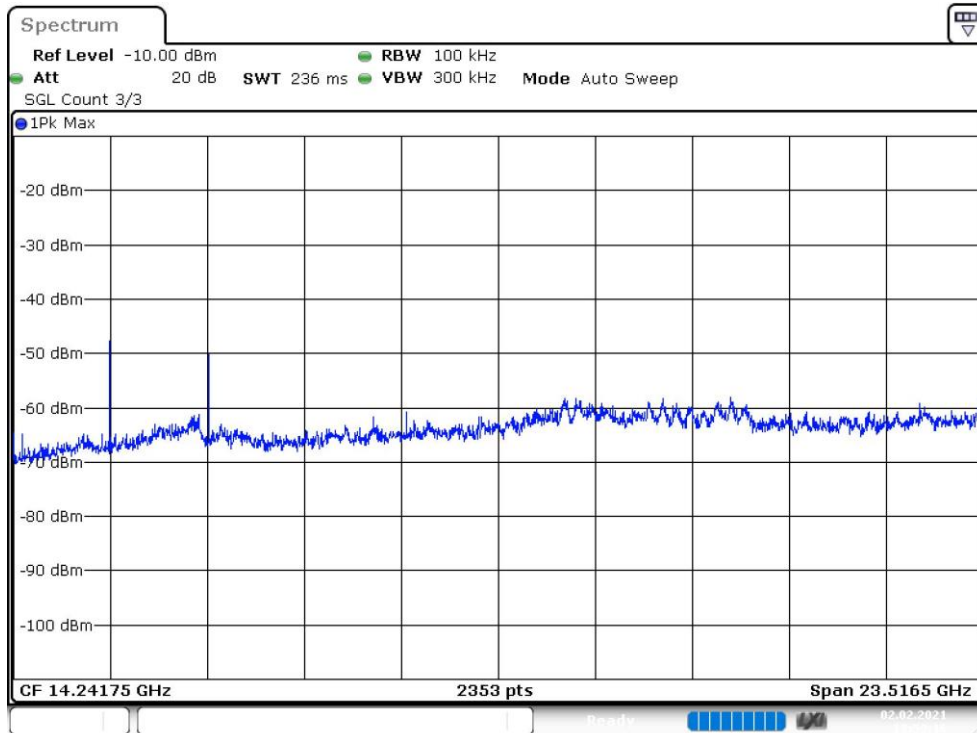
Date: 2.FEB.2021 13:58:47

### Spurious Connector 1\_1



Date: 2.FEB.2021 13:58:55

### Spurious Connector 1\_2



Date: 2.FEB.2021 13:59:16

### Pre Measurement 1

Setting	Instrument Value	Target Value
RBW	100.000 kHz	<= 100.000 kHz
VBW	300.000 kHz	>= 300.000 kHz
SweepPoints	238	~ 238
Sweeptime	23.700 ms	AUTO
Reference Level	-10.000 dBm	-30.000 dBm
Attenuation	20.000 dB	AUTO
Detector	MaxPeak	MaxPeak
SweepCount	3	3
Filter	3 dB	3 dB
Trace Mode	Max Hold	Max Hold
SweepType	Sweep	AUTO
Preamp	off	off
Stablemode	Trace	Trace
Stablevalue	0.50 dB	0.50 dB
Run	5 / max. 40	max. 40
Stable	3 / 3	3
Max Stable Difference	0.23 dB	0.50 dB

### Emissions in restricted frequency bands (Average) (2402 MHz; 24.000 dBm; 1 MHz)

#### Result

DUT Frequency (MHz)	Result
2402.000000	PASS

### Final measurements

Frequency (MHz)	Level Pre Measurement (dBm)	level (dBm)	Limit (dBm)	Margin (dB)	Result
---	---	---	---	---	---

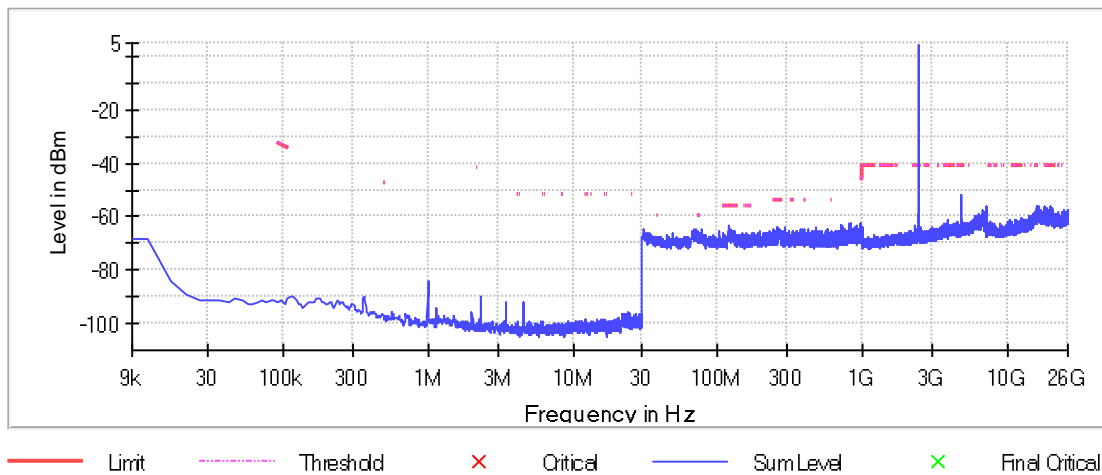
### Pre Measurements

Frequency (MHz)	Level (dBm)	Margin (dB)	Limit (dBm)
73.225000	-65.1	5.2	-59.9
73.175000	-65.2	5.3	-59.9
73.925000	-66.1	6.2	-59.9
75.025000	-66.2	6.3	-59.9
74.575000	-66.2	6.3	-59.9
73.825000	-66.2	6.3	-59.9
73.875000	-66.2	6.3	-59.9
74.975000	-66.4	6.5	-59.9
73.275000	-66.8	6.9	-59.9
73.325000	-66.9	7.0	-59.9
73.775000	-66.9	7.0	-59.9
119.475000	-63.6	7.2	-56.4
119.425000	-63.7	7.3	-56.4
73.625000	-67.3	7.4	-59.9
74.125000	-67.4	7.5	-59.9

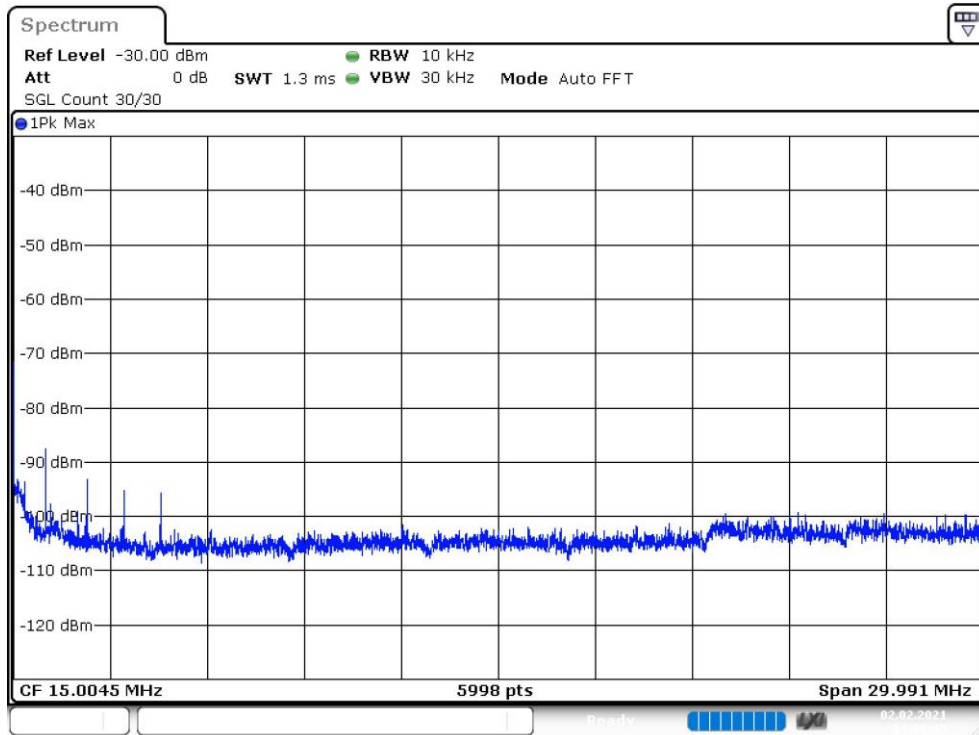
### Measurement Settings

Start Frequency (MHz)	Stop Frequency (MHz)	Pre Measurement	Final Measurement
0.009000	30.000000	2	2
30.000000	1000.000000	2	2
1000.000000	7000.000000	1	1
7000.000000	26000.000000	1	1

Restricted Band

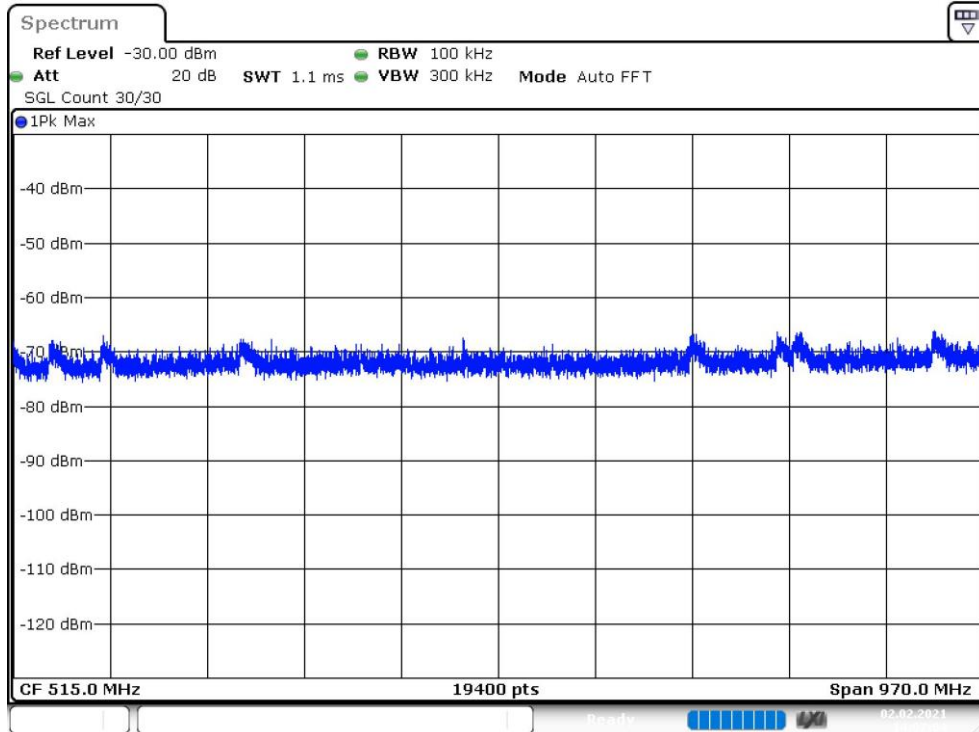


Restricted Band Connector 1\_0



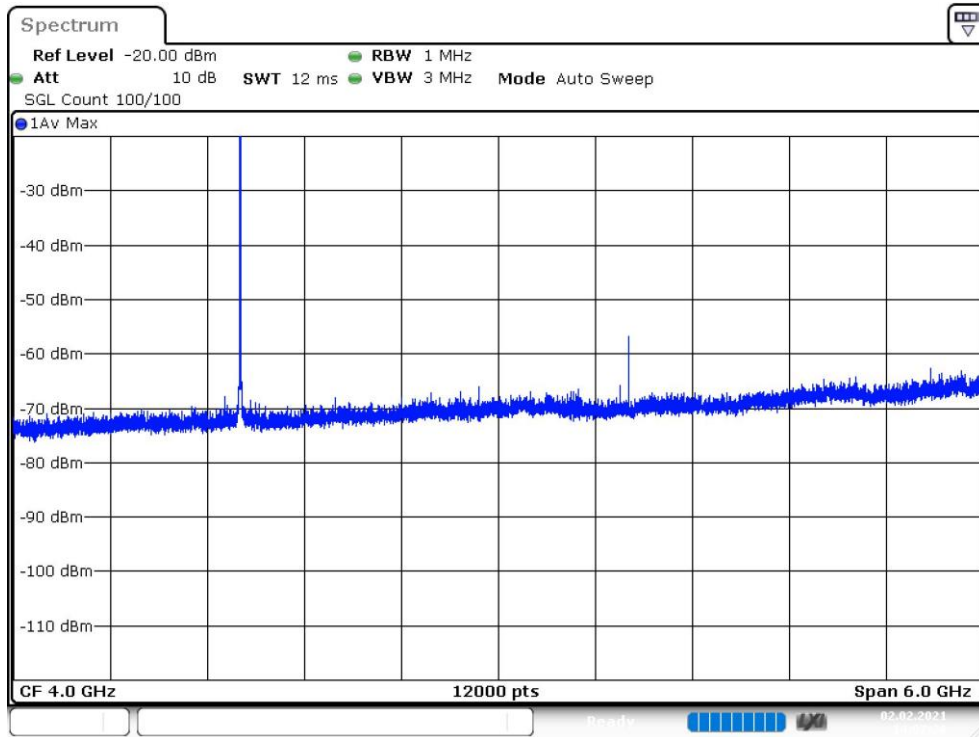
Date: 2.FEB.2021 14:06:45

### Restricted Band Connector 1\_1



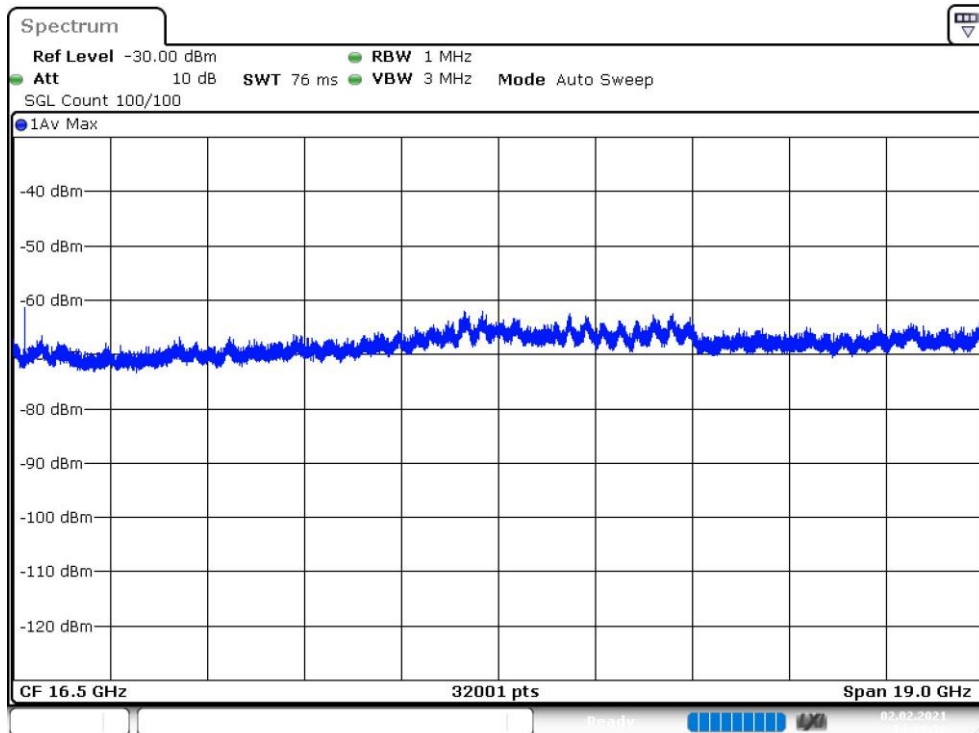
Date: 2.FEB.2021 14:07:04

### Restricted Band Connector 1\_2



Date: 2.FEB.2021 14:07:28

### Restricted Band Connector 1\_3



Date: 2.FEB.2021 14:09:52

## Pre Measurement 1

Setting	Instrument Value	Target Value
RBW	1.000 MHz	<= 1.000 MHz
VBW	3.000 MHz	>= 3.000 MHz
SweepPoints	12000	~ 12000
Sweeptime	12.000 ms	AUTO
Reference Level	-20.000 dBm	-30.000 dBm
Attenuation	10.000 dB	AUTO
Detector	Average	Average
SweepCount	100	100
Filter	3 dB	3 dB
Trace Mode	Max Hold	Max Hold
Sweeptype	Sweep	AUTO
Preamp	off	off
Stablemode	Trace	Trace
Stablevalue	0.50 dB	0.50 dB
Run	4 / max. 150	max. 150
Stable	3 / 3	3
Max Stable Difference	0.01 dB	0.50 dB

## Pre Measurement 2

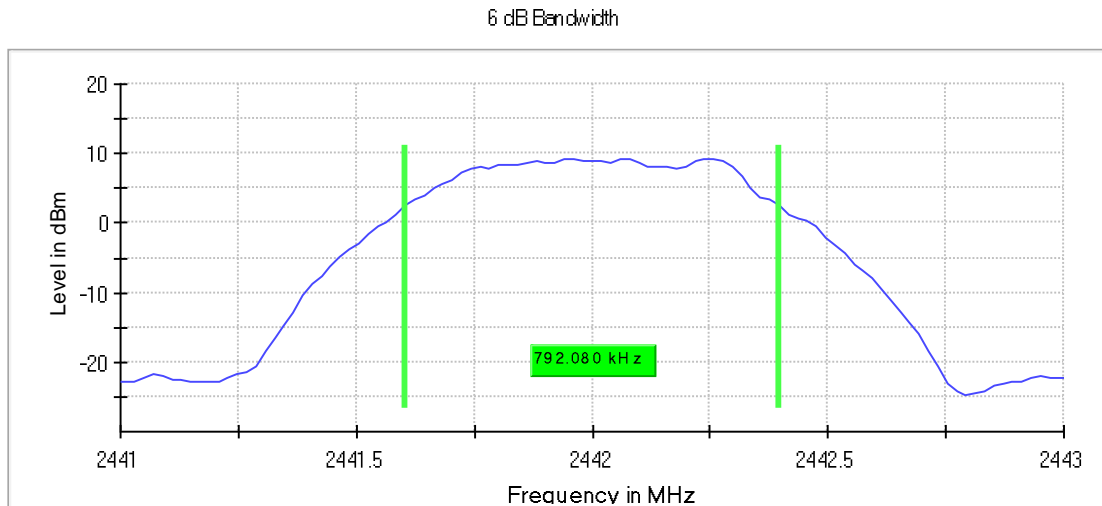
Setting	Instrument Value	Target Value
RBW	10.000 kHz	<= 10.000 kHz
VBW	30.000 kHz	>= 30.000 kHz
SweepPoints	5998	~ 5998
Sweeptime	1.327 ms	AUTO
Reference Level	-30.000 dBm	-30.000 dBm
Attenuation	0.000 dB	AUTO
Detector	MaxPeak	MaxPeak
SweepCount	30	30
Filter	3 dB	3 dB
Trace Mode	Max Hold	Max Hold
Sweeptype	FFT	AUTO
Preamp	off	off
Stablemode	Trace	Trace
Stablevalue	0.50 dB	0.50 dB
Run	5 / max. 150	max. 150
Stable	3 / 3	3
Max Stable Difference	0.00 dB	0.50 dB

## Minimum Emission Bandwidth 6 dB (2442 MHz; 24.000 dBm; 1 MHz)

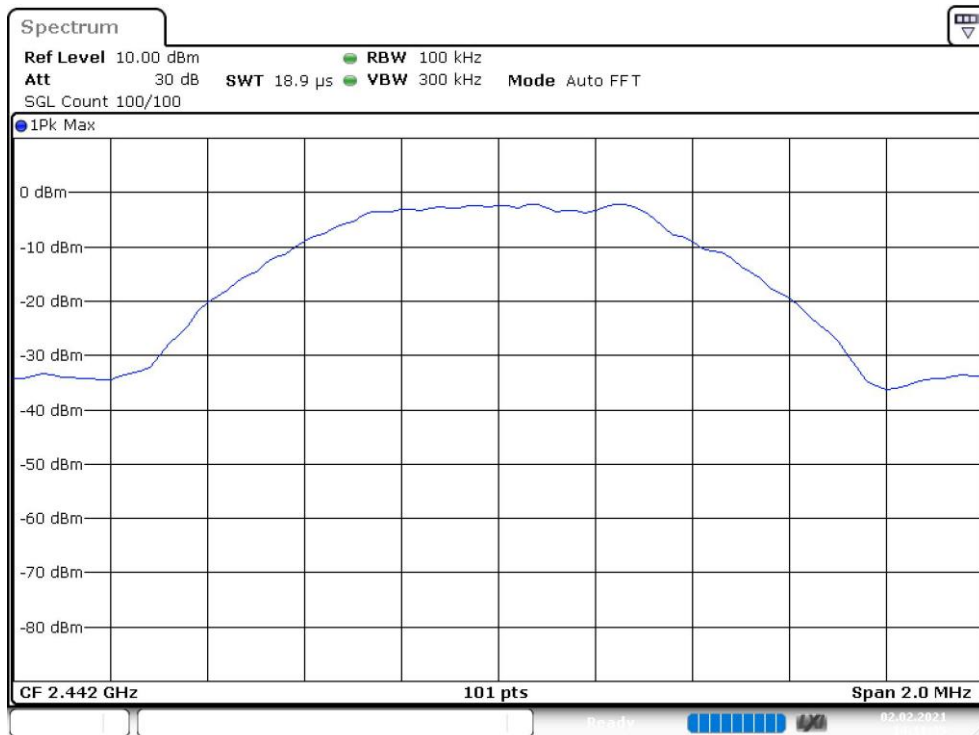
### 6 dB Bandwidth

DUT Frequency (MHz)	Bandwidth (MHz)	Limit Min (MHz)	Limit Max (MHz)	Band Edge Left (MHz)	Band Edge Right (MHz)
2442.000000	0.792080	0.500000	---	2441.603960	2442.396040

DUT Frequency (MHz)	Max Level (dBm)	Result
2442.000000	9.3	PASS



**Bandwidth**



Date: 2.FEB.2021 14:11:35

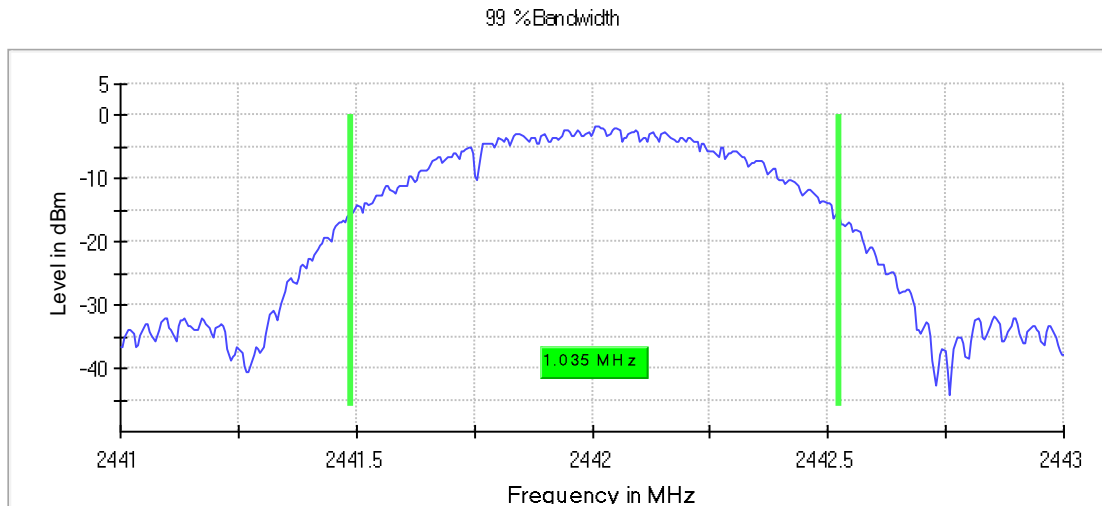
**Occupied Channel Bandwidth 99% (2442 MHz; 24.000 dBm; 1 MHz)**

**99 % Bandwidth**

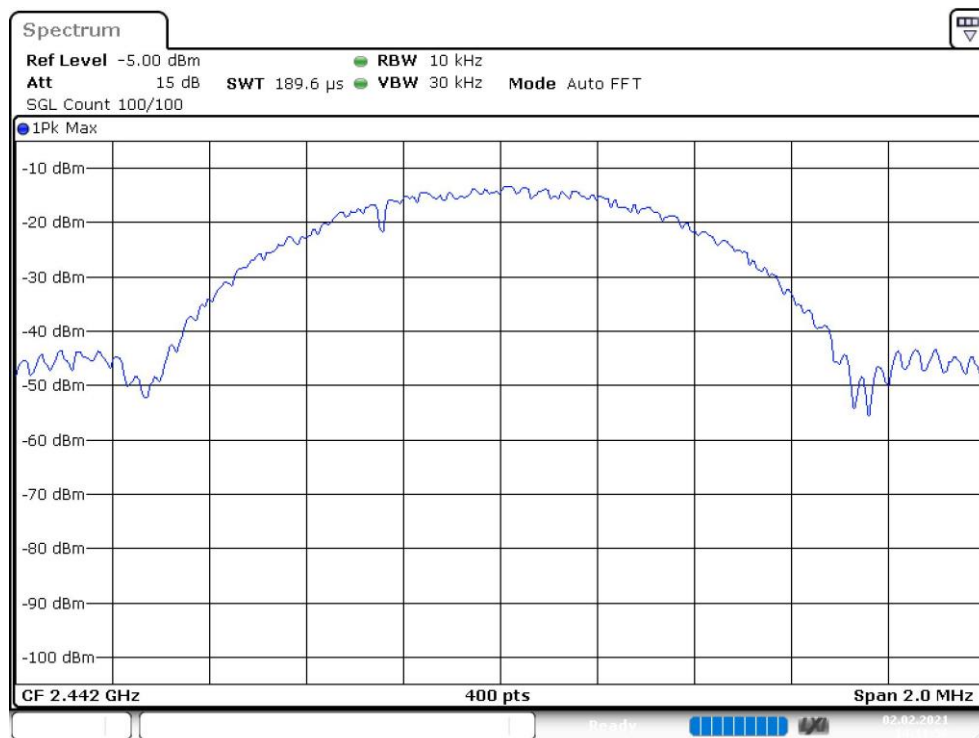
DUT Frequency (MHz)	Bandwidth (MHz)	Limit Min (MHz)	Limit Max (MHz)	Band Edge Left (MHz)	Band Edge Right (MHz)
2442.000000	1.035000	---	---	2441.487500	2442.522500

DUT Frequency (MHz)	Result
2442.000000	PASS





### Bandwidth



Date: 2.FEB.2021 14:11:56

## Tx Spurious Emission (2442 MHz; 24.000 dBm; 1 MHz)

### Result

DUT Frequency (MHz)	Result
2442.000000	PASS

### Final measurements

Frequency (MHz)	Level Pre Measurement (dBm)	level (dBm)	Limit (dBm)	Margin (dB)	Result
---	---	---	---	---	---

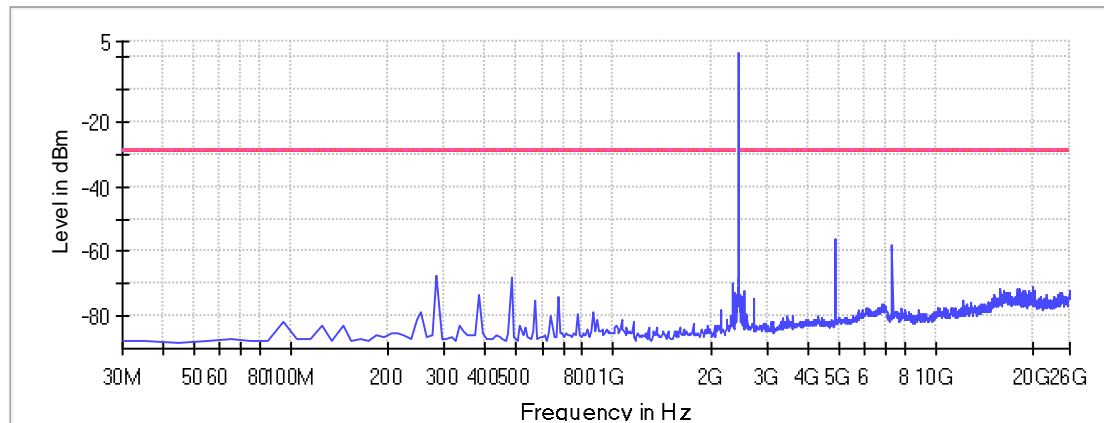
## Pre Measurements

Frequency (MHz)	Level (dBm)	Margin (dB)	Limit (dBm)
4887.120166	-55.9	27.2	-28.6
7325.720251	-57.8	29.2	-28.6
283.928571	-67.4	38.7	-28.6
483.088235	-67.8	39.2	-28.6
2345.231092	-69.7	41.0	-28.6
19918.491181	-71.0	42.4	-28.6
18239.455057	-71.5	42.8	-28.6
15880.809074	-71.6	42.9	-28.6
15830.837760	-71.6	43.0	-28.6
15890.803336	-71.8	43.2	-28.6
17929.632915	-71.9	43.2	-28.6
19898.502656	-71.9	43.3	-28.6
19908.496919	-71.9	43.3	-28.6
15800.854972	-72.1	43.5	-28.6
25935.037293	-72.1	43.5	-28.6

## Measurement Settings

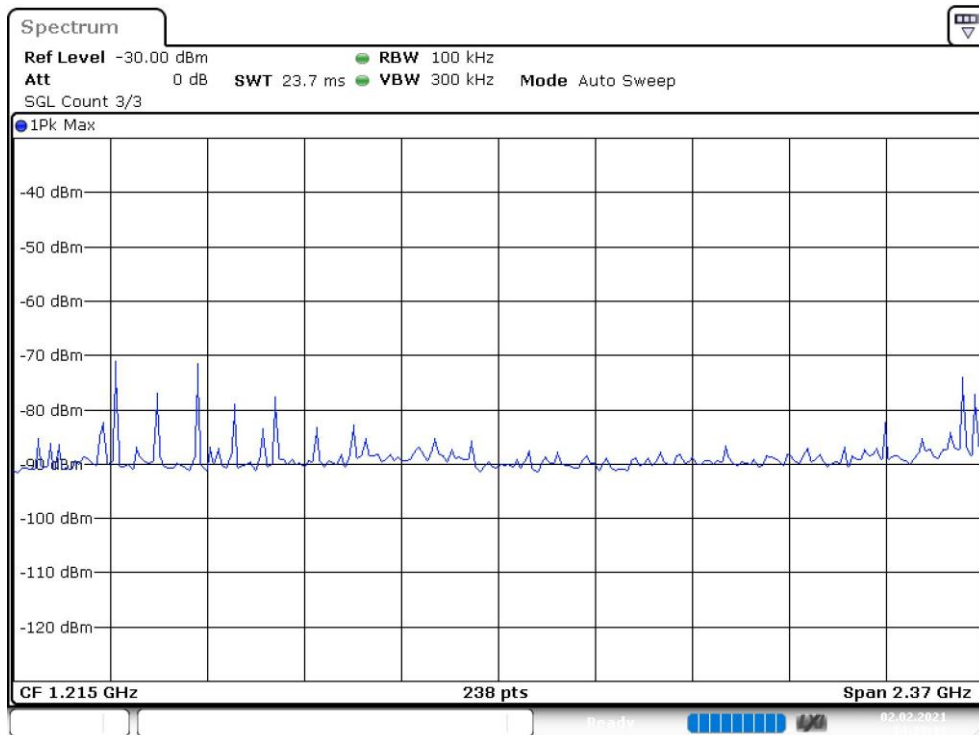
Start Frequency (MHz)	Stop Frequency (MHz)	Pre Measurement	Final Measurement
30.000000	2400.000000	1	1
2400.000000	2483.500000	1	1
2483.500000	26000.000000	1	1

Spurious



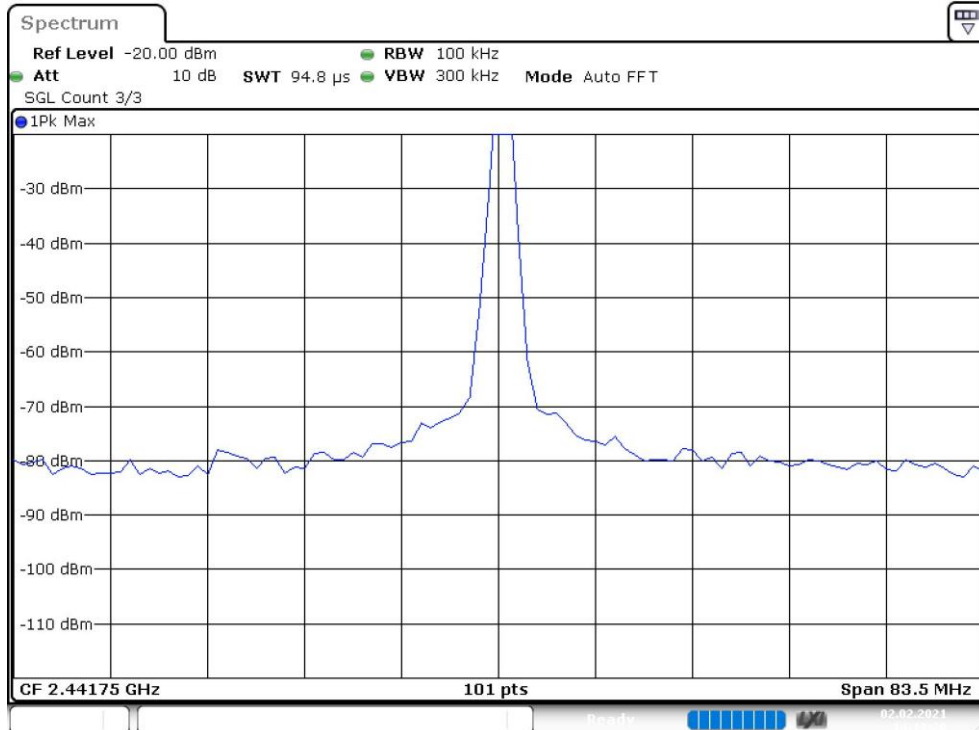
— Limit    — SumLevel    - - - Threshold    × Critical    × Final Critical

Spurious Connector 1\_0



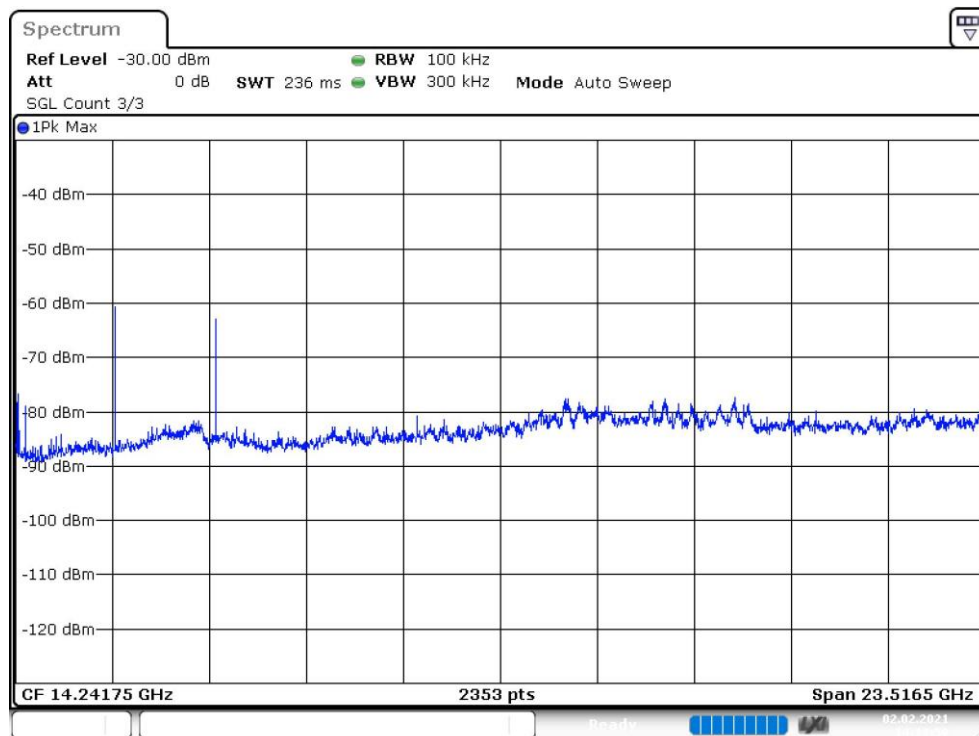
Date: 2.FEB.2021 14:13:13

### Spurious Connector 1\_1



Date: 2.FEB.2021 14:13:20

## Spurious Connector 1\_2



Date: 2.FEB.2021 14:13:50

## Emissions in restricted frequency bands (Average) (2442 MHz; 24.000 dBm; 1 MHz)

### Result

DUT Frequency (MHz)	Result
2442.000000	PASS

### Final measurements

Frequency (MHz)	Level Pre Measurement (dBm)	level (dBm)	Limit (dBm)	Margin (dB)	Result
---	---	---	---	---	---

### Pre Measurements

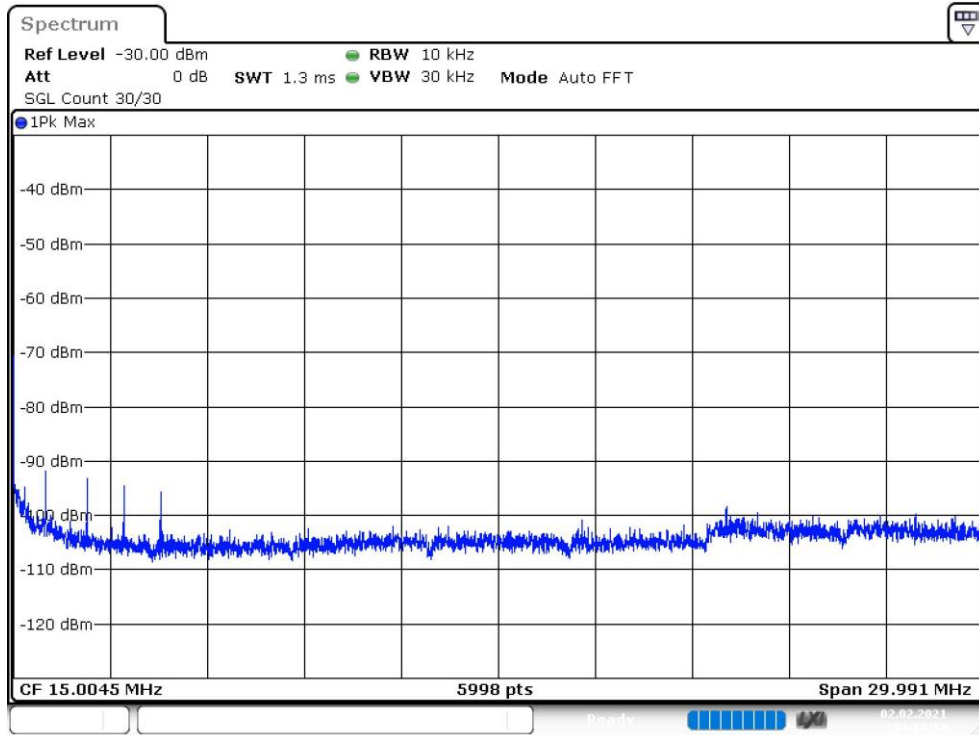
Frequency (MHz)	Level (dBm)	Margin (dB)	Limit (dBm)
73.675000	-66.2	6.3	-59.9
73.625000	-66.4	6.5	-59.9
73.925000	-66.6	6.7	-59.9
73.975000	-66.6	6.7	-59.9
73.125000	-66.9	7.0	-59.9
73.325000	-66.9	7.0	-59.9
75.175000	-67.0	7.1	-59.9
73.075000	-67.1	7.2	-59.9
73.275000	-67.2	7.3	-59.9
73.375000	-67.4	7.5	-59.9
121.675000	-63.9	7.5	-56.4
73.725000	-67.4	7.5	-59.9
37.925000	-67.5	7.6	-59.9
119.825000	-64.0	7.6	-56.4

119.375000	-64.1	7.7	-56.4
------------	-------	-----	-------

### Measurement Settings

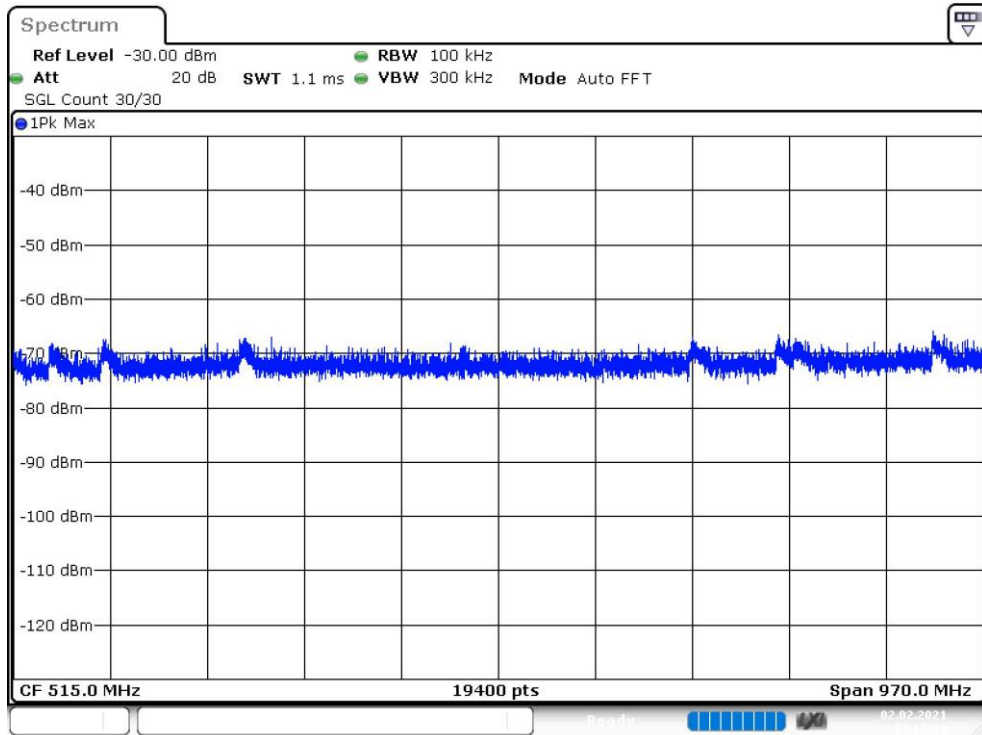
Start Frequency (MHz)	Stop Frequency (MHz)	Pre Measurement	Final Measurement
0.009000	30.000000	2	2
30.000000	1000.000000	2	2
1000.000000	7000.000000	1	1
7000.000000	26000.000000	1	1

Restricted Band Connector 1\_0



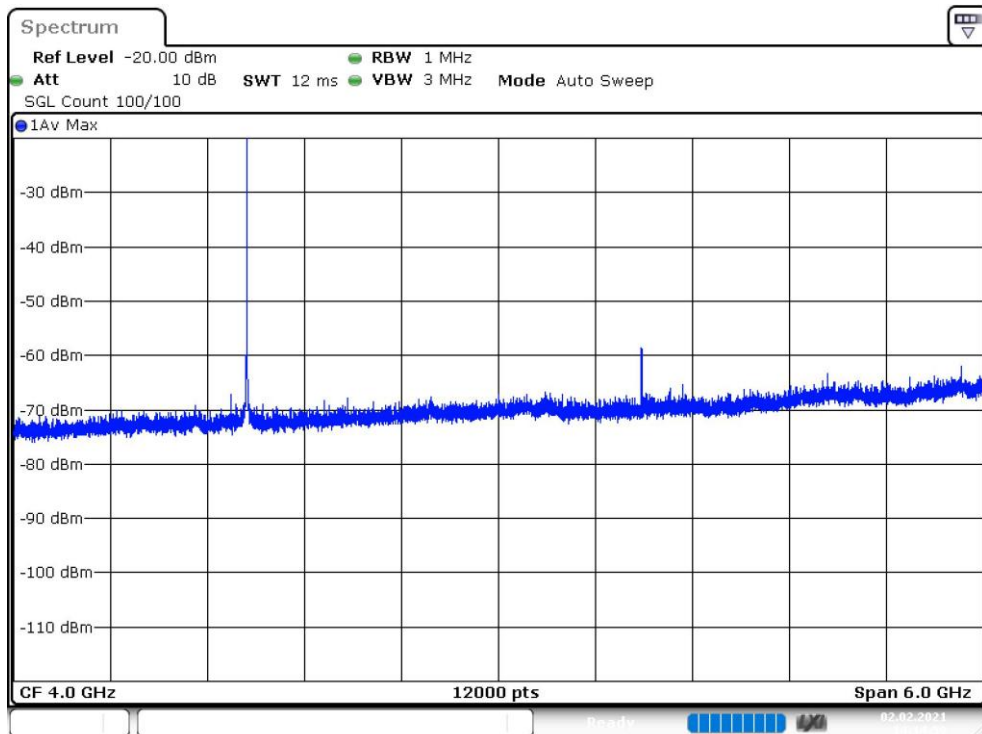
Date: 2.FEB.2021 14:14:14

Restricted Band Connector 1\_1



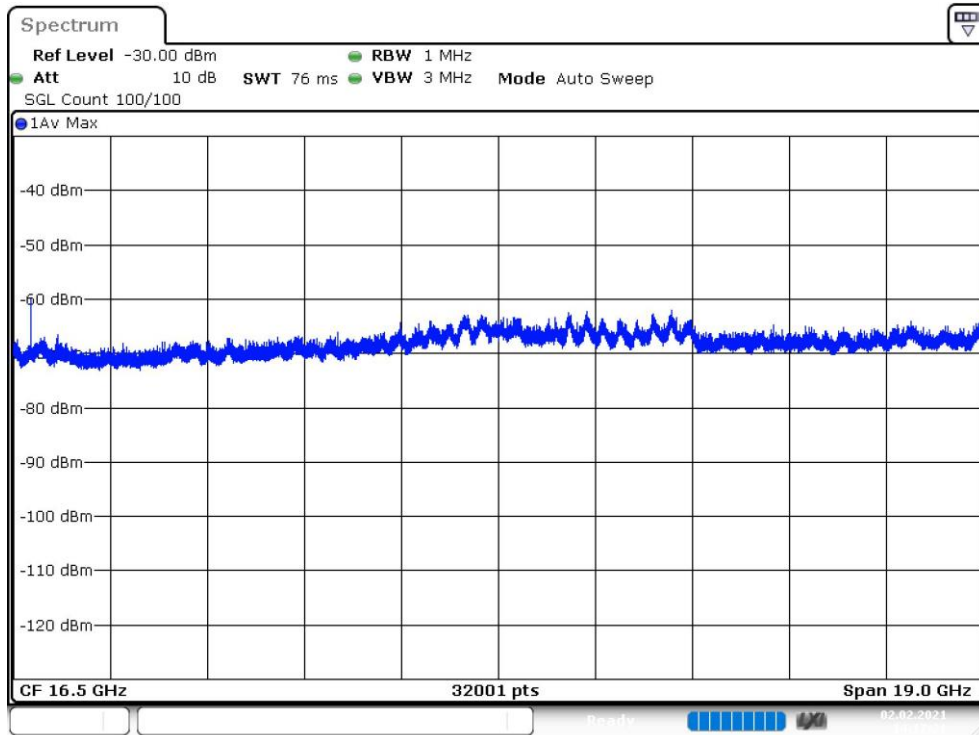
Date: 2.FEB.2021 14:14:34

### Restricted Band Connector 1\_2



Date: 2.FEB.2021 14:14:59

### Restricted Band Connector 1\_3



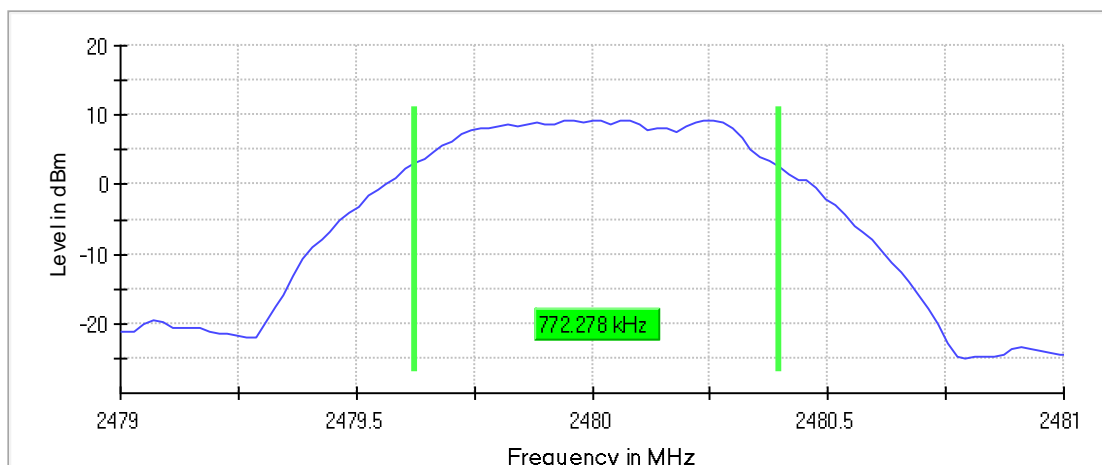
## Minimum Emission Bandwidth 6 dB (2480 MHz; 24.000 dBm; 1 MHz)

### 6 dB Bandwidth

DUT Frequency (MHz)	Bandwidth (MHz)	Limit Min (MHz)	Limit Max (MHz)	Band Edge Left (MHz)	Band Edge Right (MHz)
2480.000000	0.772278	0.500000	---	2479.623762	2480.396040

DUT Frequency (MHz)	Max Level (dBm)	Result
2480.000000	9.3	PASS

6 dB Bandwidth



Bandwidth



Date: 2.FEB.2021 14:19:15

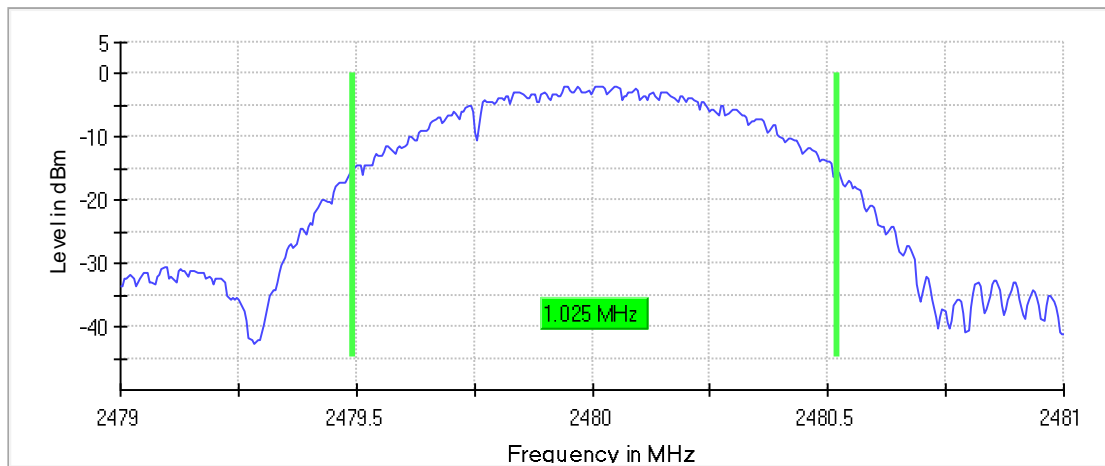
## Occupied Channel Bandwidth 99% (2480 MHz; 24.000 dBm; 1 MHz)

### 99 % Bandwidth

DUT Frequency (MHz)	Bandwidth (MHz)	Limit Min (MHz)	Limit Max (MHz)	Band Edge Left (MHz)	Band Edge Right (MHz)
2480.000000	1.025000	---	---	2479.492500	2480.517500

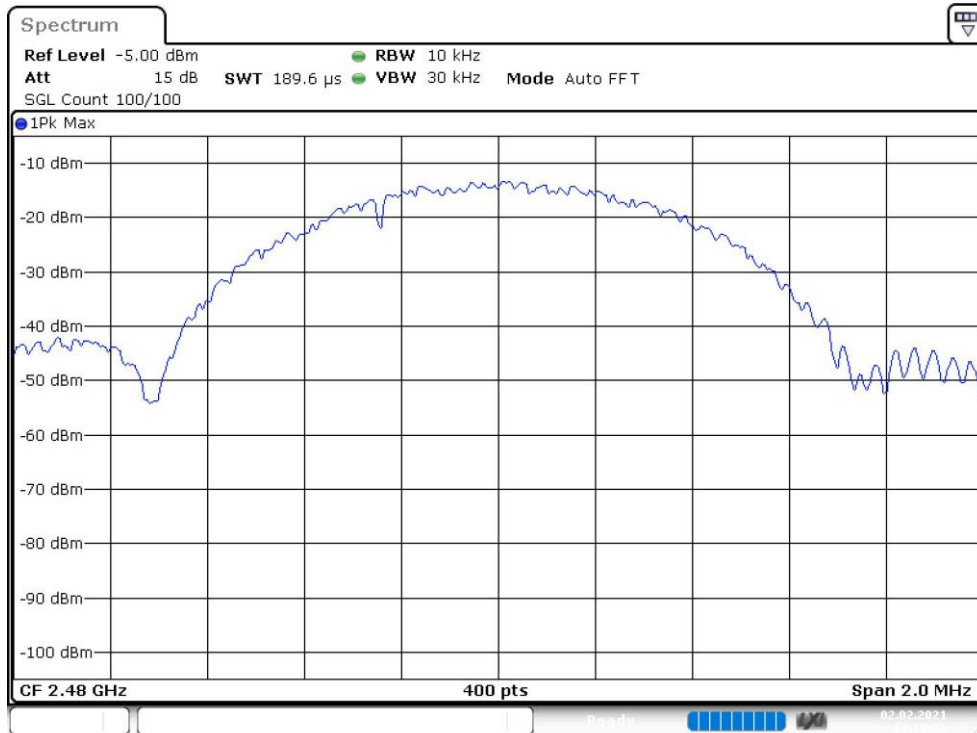
DUT Frequency (MHz)	Result
2480.000000	PASS

99 %Bandwidth



Bandwidth





Date: 2.FEB.2021 14:19:36

## Band Edge high (2480 MHz; 24.000 dBm; 1 MHz)

### Result

DUT Frequency (MHz)	Result
2480.000000	PASS

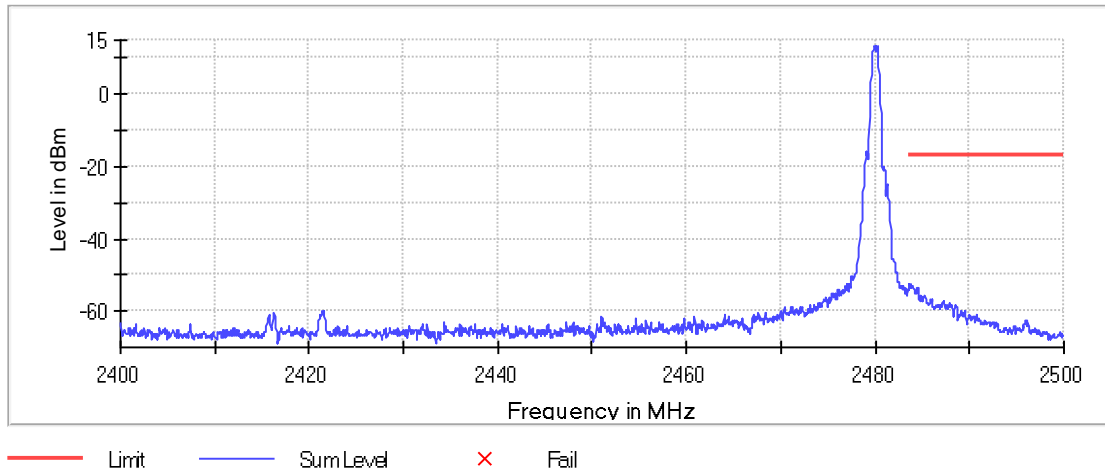
### Inband Peak

Frequency (MHz)	Level (dBm)
2480.075000	13.2

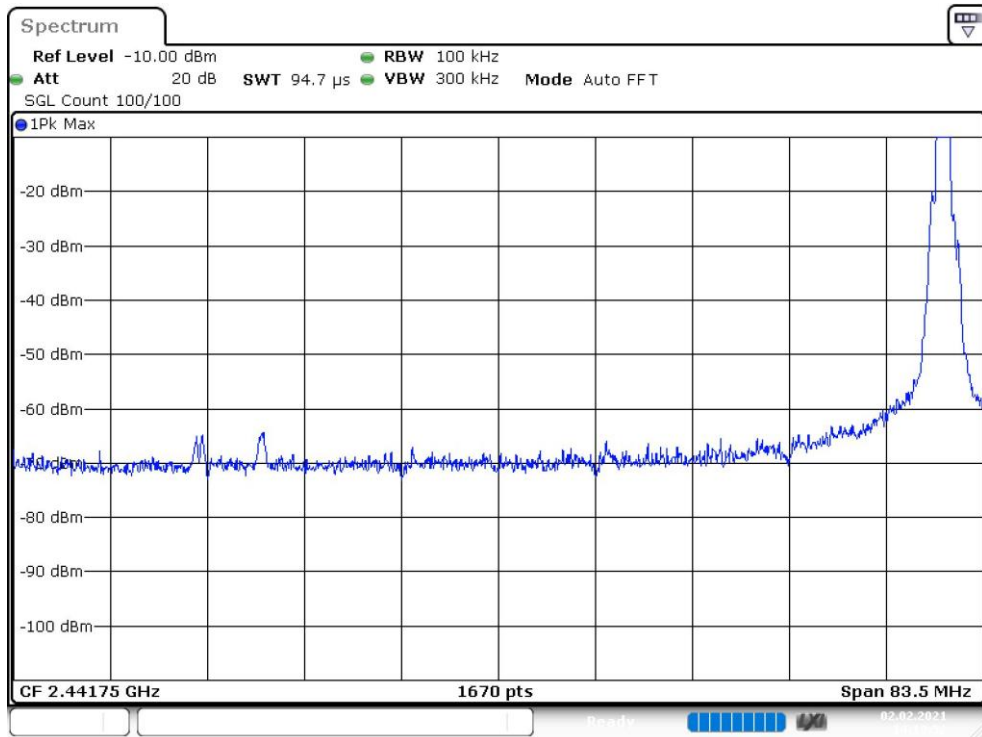
### Measurements

Frequency (MHz)	Level (dBm)	Margin (dB)	Limit (dBm)	Result
2483.525000	-52.5	35.8	-16.8	PASS
2483.725000	-52.7	35.9	-16.8	PASS
2483.675000	-52.8	36.0	-16.8	PASS
2483.875000	-53.2	36.5	-16.8	PASS
2483.575000	-53.3	36.5	-16.8	PASS
2483.925000	-53.3	36.5	-16.8	PASS
2484.525000	-53.3	36.5	-16.8	PASS
2483.975000	-53.4	36.6	-16.8	PASS
2484.475000	-53.4	36.7	-16.8	PASS
2483.775000	-53.4	36.7	-16.8	PASS
2483.825000	-53.6	36.8	-16.8	PASS
2484.075000	-53.7	36.9	-16.8	PASS
2484.025000	-53.8	37.0	-16.8	PASS
2484.125000	-53.9	37.2	-16.8	PASS
2484.575000	-54.0	37.2	-16.8	PASS

### Band Edge

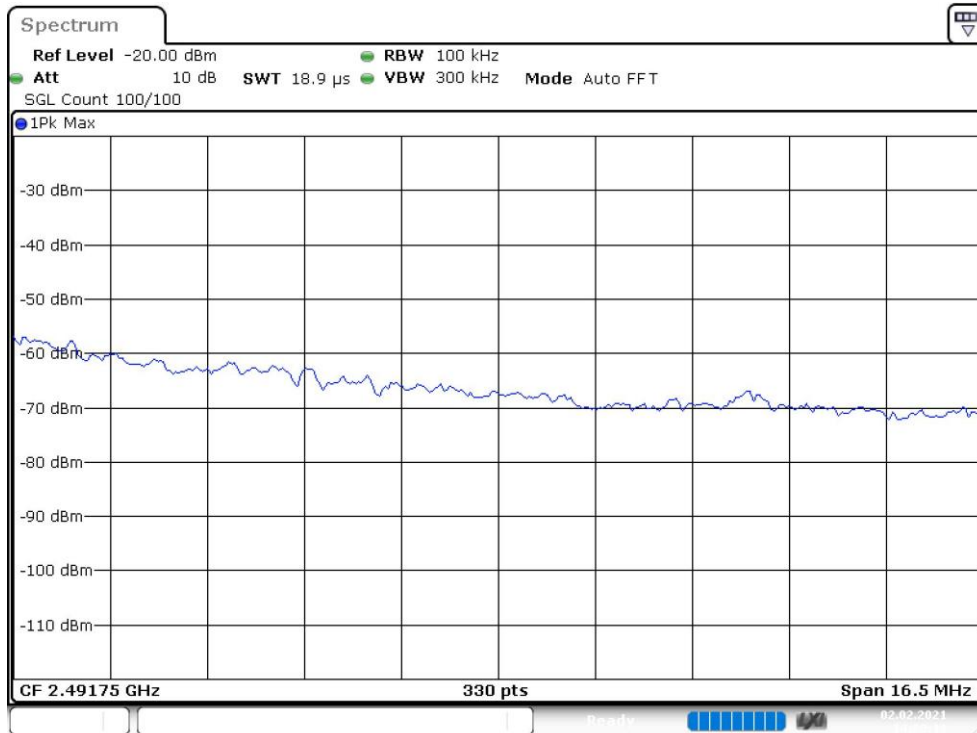


### Band Edge Connector 1\_0



Date: 2.FEB.2021 14:19:52

### Band Edge Connector 1\_1



Date: 2.FEB.2021 14:20:13

## Tx Spurious Emission (2480 MHz; 24.000 dBm; 1 MHz)

### Result

DUT Frequency (MHz)	Result
2480.000000	PASS

### Final measurements

Frequency (MHz)	Level Pre Measurement (dBm)	level (dBm)	Limit (dBm)	Margin (dB)	Result
---	---	---	---	---	---

### Pre Measurements

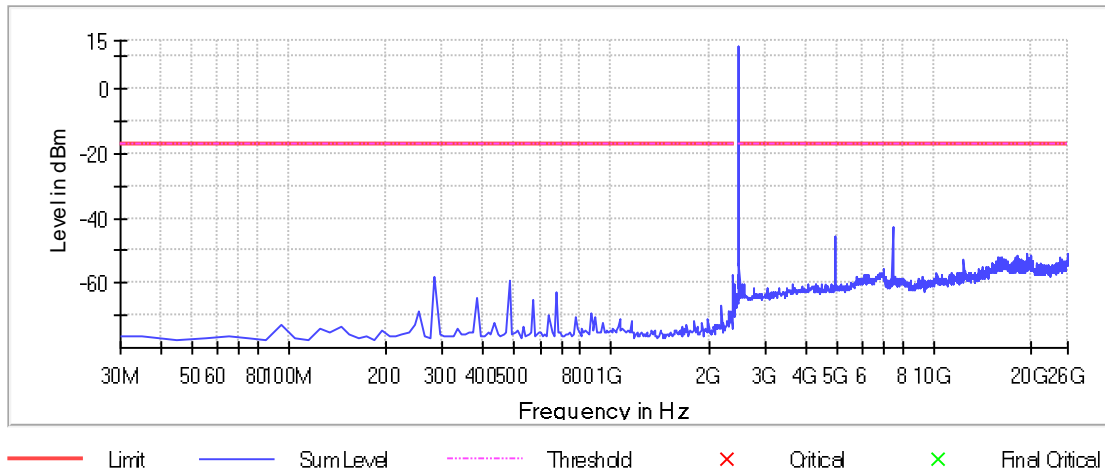
Frequency (MHz)	Level (dBm)	Margin (dB)	Limit (dBm)
7435.657140	-42.8	25.7	-17.1
7445.651402	-43.8	26.7	-17.1
4957.080004	-45.7	28.6	-17.1
19528.714938	-50.8	33.7	-17.1
25935.037293	-50.9	33.8	-17.1
19868.519868	-51.5	34.4	-17.1
19958.468232	-51.7	34.6	-17.1
18219.466532	-51.7	34.7	-17.1
19888.508394	-51.8	34.7	-17.1
15900.797599	-51.8	34.7	-17.1
19568.691989	-52.0	34.9	-17.1
19848.531343	-52.0	35.0	-17.1
17859.673077	-52.1	35.0	-17.1
16170.642690	-52.1	35.0	-17.1
19898.502656	-52.2	35.1	-17.1

### Measurement Settings

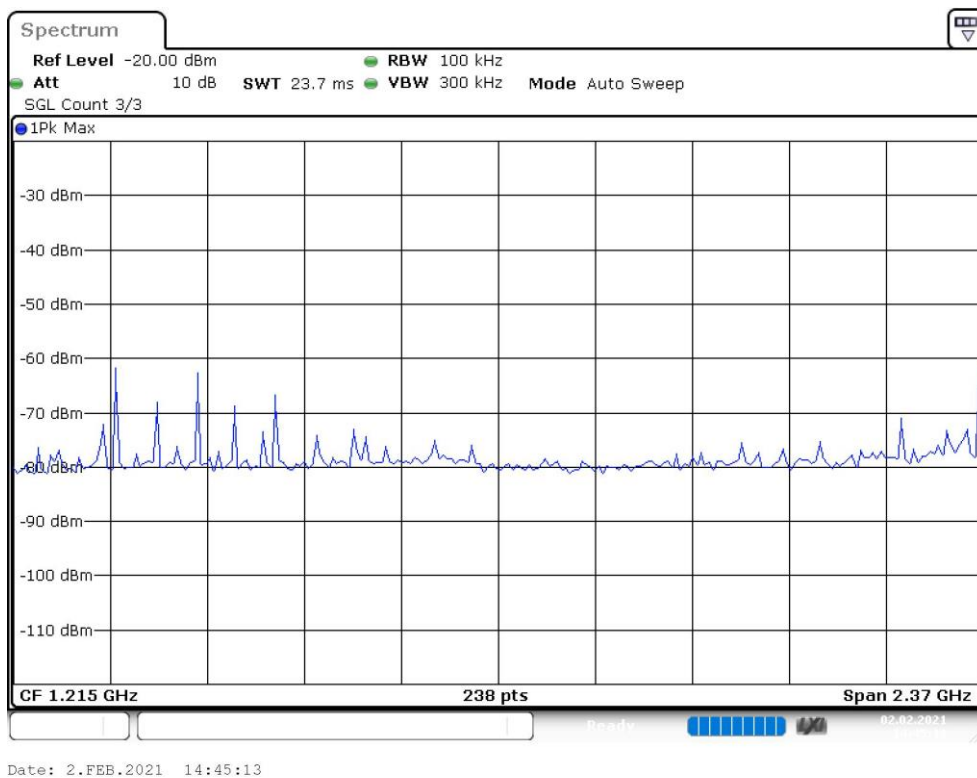
Start Frequency (MHz)	Stop Frequency (MHz)	Pre Measurement	Final Measurement
30.000000	2400.000000	1	1

2400.000000	2483.500000	1	1
2483.500000	26000.000000	1	1

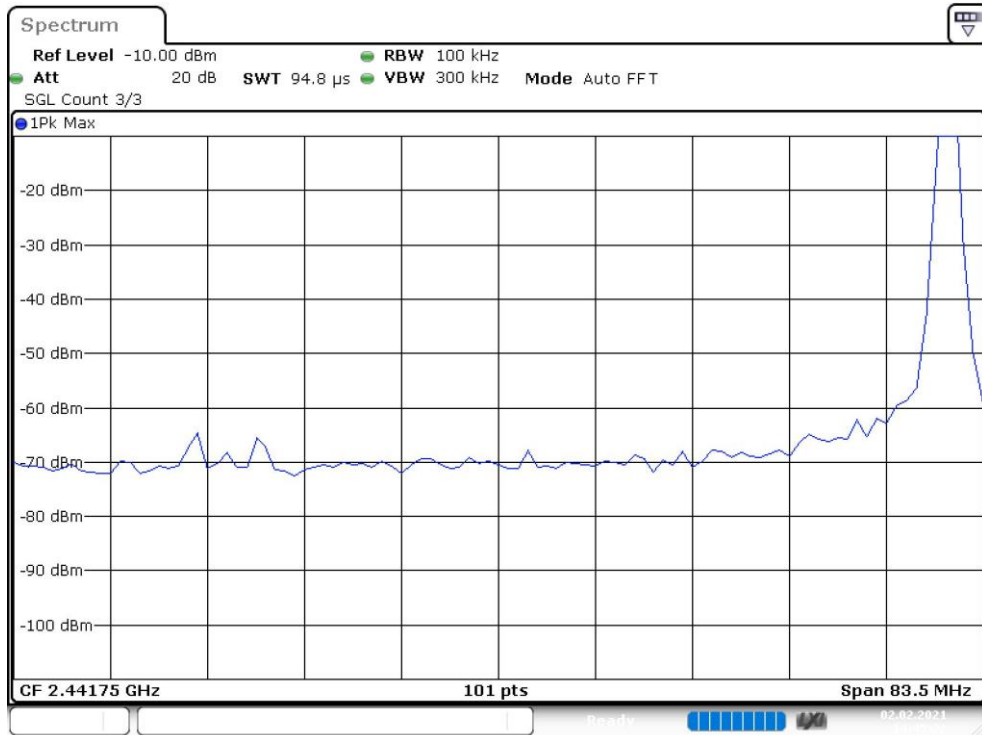
Spurious



Spurious Connector 1\_0

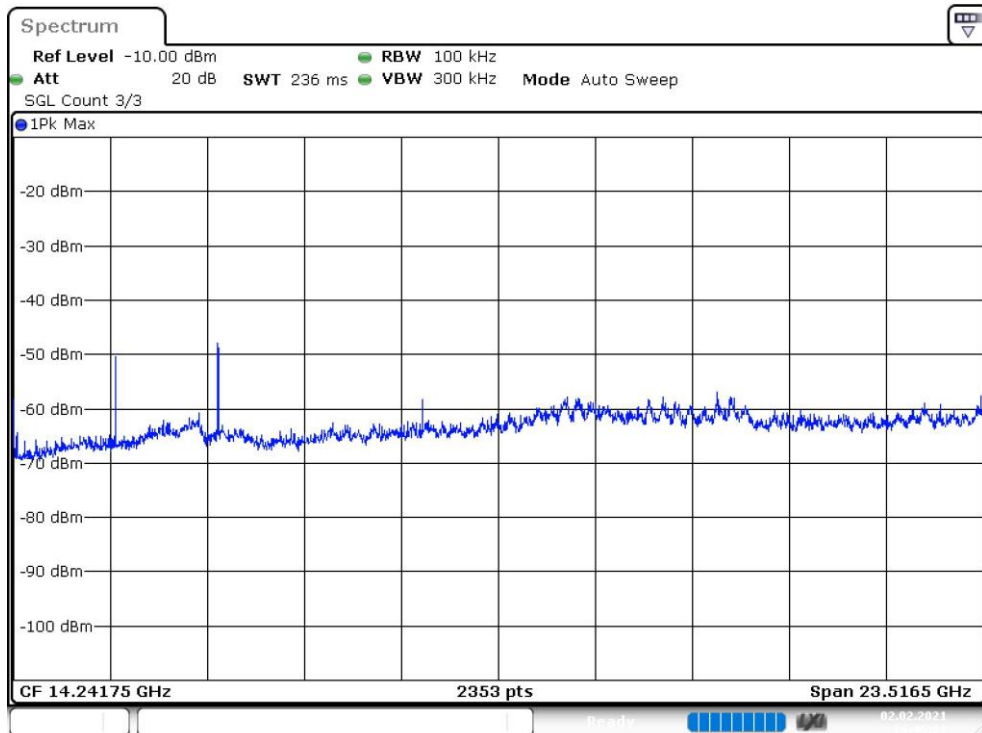


Spurious Connector 1\_1



Date: 2.FEB.2021 14:45:22

## Spurious Connector 1\_2



Date: 2.FEB.2021 14:46:01

## Emissions in restricted frequency bands (Average) (2480 MHz; 24.000 dBm; 1 MHz)

### Result

DUT Frequency (MHz)	Result
2480.000000	PASS

### Final measurements

Frequency (MHz)	Level Pre Measurement (dBm)	level (dBm)	Limit (dBm)	Margin (dB)	Result
---	---	---	---	---	---

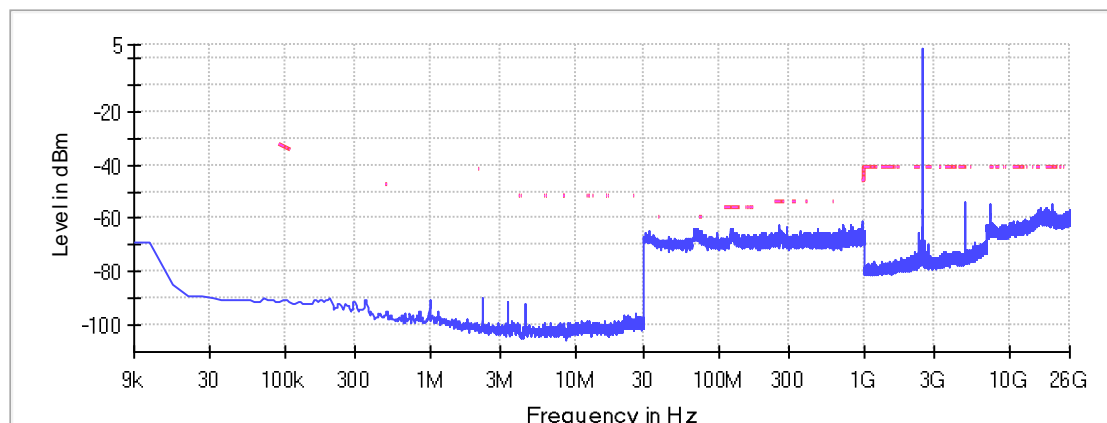
### Pre Measurements

Frequency (MHz)	Level (dBm)	Margin (dB)	Limit (dBm)
73.175000	-64.6	4.7	-59.9
73.225000	-64.8	4.9	-59.9
73.825000	-66.1	6.2	-59.9
75.125000	-66.2	6.3	-59.9
75.075000	-66.2	6.3	-59.9
73.775000	-66.2	6.3	-59.9
73.125000	-66.4	6.5	-59.9
74.575000	-66.4	6.5	-59.9
74.825000	-66.4	6.5	-59.9
73.525000	-66.4	6.5	-59.9
73.075000	-66.6	6.7	-59.9
73.475000	-66.8	6.9	-59.9
73.725000	-66.8	6.9	-59.9
73.275000	-66.9	7.0	-59.9
75.175000	-67.3	7.4	-59.9

### Measurement Settings

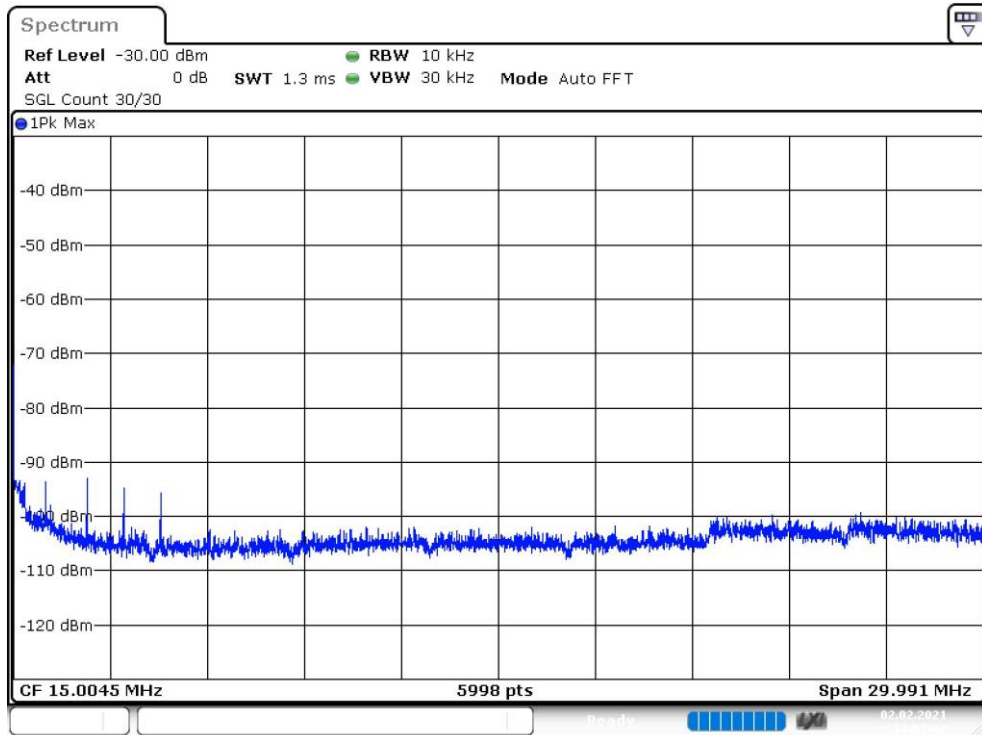
Start Frequency (MHz)	Stop Frequency (MHz)	Pre Measurement	Final Measurement
0.009000	30.000000	2	2
30.000000	1000.000000	2	2
1000.000000	7000.000000	1	1
7000.000000	26000.000000	1	1

Restricted Band



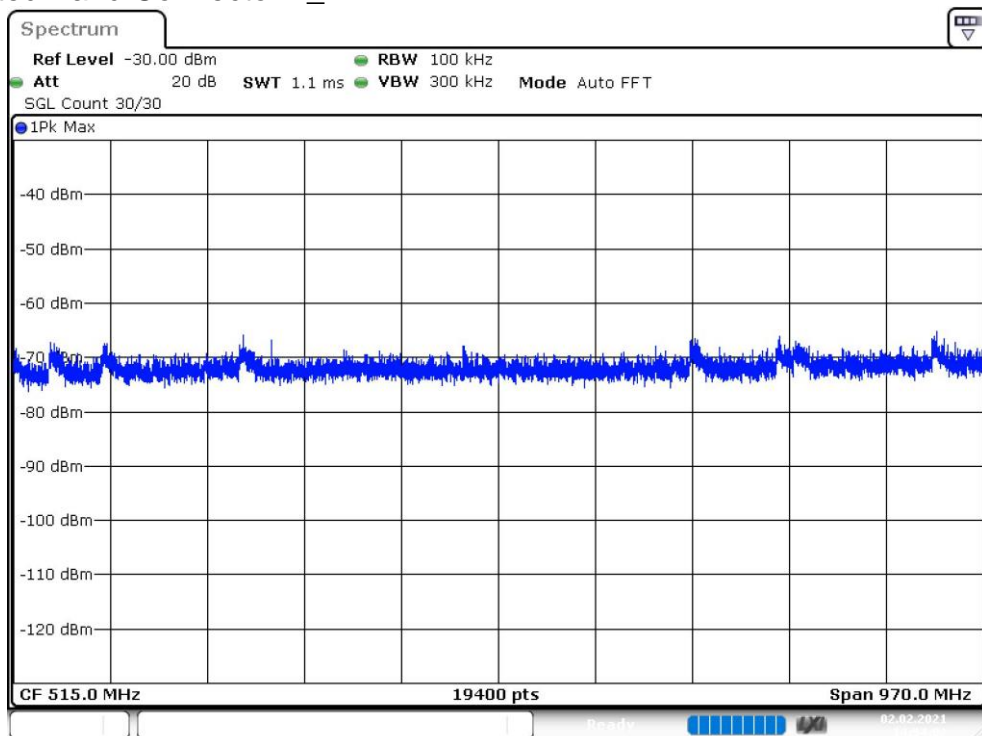
— Limit    - - - - - Threshold    × Critical    — SumLevel    × Final Critical

Restricted Band Connector 1\_0



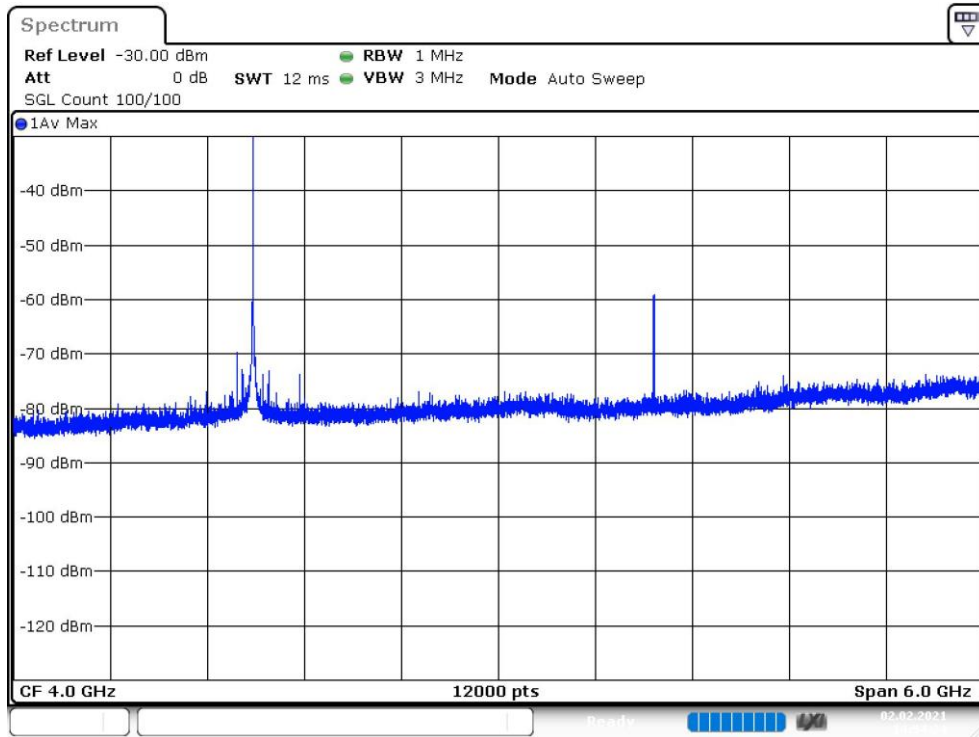
Date: 2.FEB.2021 14:53:43

### Restricted Band Connector 1\_1



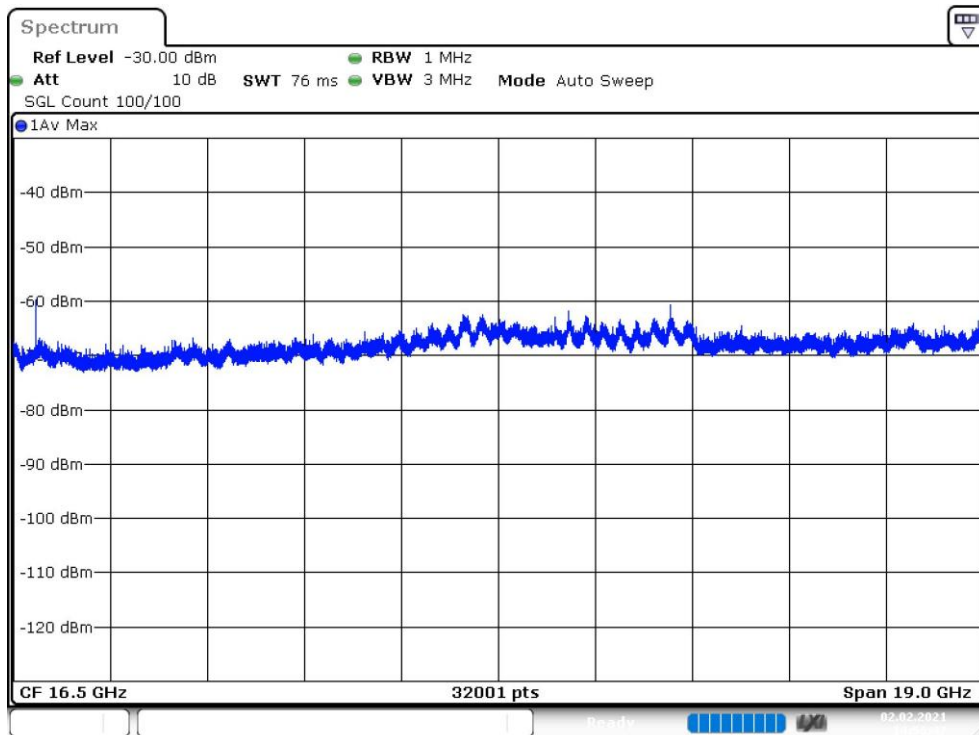
Date: 2.FEB.2021 14:54:02

### Restricted Band Connector 1\_2



Date: 2.FEB.2021 14:54:24

### Restricted Band Connector 1\_3



Date: 2.FEB.2021 14:56:47



-- End of Annex --