




U6 Enterprise IW Antenna Report

DUT and Test Environment



Ant1	2G+5G	PCB	i-pexl
Ant2	2G+5G	PCB	i-pexl
Ant3	BT+5G	PCB	i-pexl
Ant4	5G	PCB	i-pexl
Ant5	6G	PCB	i-pexl
Ant6	6G	PCB	i-pexl
Ant7	6G	PCB	i-pexl
Ant8	6G	PCB	i-pexl



Antenna Efficiency and Gain



Ant1		
Fre.(MHz)	Efficiency (%)	Gain (dBi)
2400	48	1.9
2450	57	4.0
2500	51	2.9
5150	51	4.1
5350	58	4.2
5500	52	3.6
5725	57	4.1
5850	59	4.7

Ant2		
Fre.(MHz)	Efficiency (%)	Gain (dBi)
2400	51	3.6
2450	55	3.4
2500	45	2.7
5150	45	4.7
5350	55	5.6
5500	52	5.8
5725	56	5.6
5850	54	5.8

Ant3		
Fre.(MHz)	Efficiency (%)	Gain (dBi)
2400	43	3.5
2450	46	4.0
2500	42	3.5
5150	50	5.1
5350	58	5.3
5500	54	5.8
5725	54	4.6
5850	57	5.0

Ant4		
Fre.(MHz)	Efficiency (%)	Gain (dBi)
5150	51	5.1
5350	52	4.6
5500	51	5.2
5725	53	4.5
5850	48	4.8

Antenna Efficiency and Gain



Ant5		
Fre.(MHz)	Efficiency (%)	Gain (dBi)
5925	46	5.7
6200	42	5.1
6500	42	5.3
6800	48	5.0
7000	50	4.8
7125	44	4.2

Ant6		
Fre.(MHz)	Efficiency (%)	Gain (dBi)
5925	42	5.7
6200	41	5.1
6500	43	5.3
6800	44	5.8
7000	42	4.8
7125	40	4.2

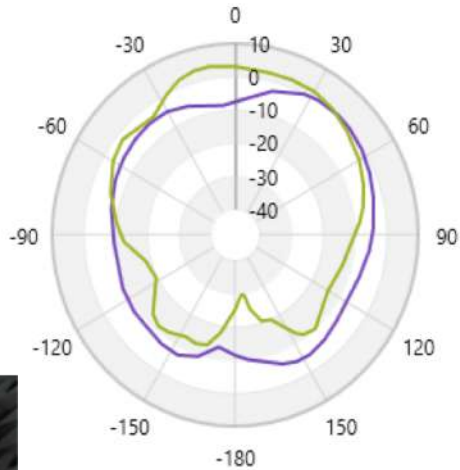
Ant7		
Fre.(MHz)	Efficiency (%)	Gain (dBi)
5925	43	5.8
6200	46	5.5
6500	44	5.3
6800	50	5.5
7000	46	4.6
7125	42	4.9

Ant8		
Fre.(MHz)	Efficiency (%)	Gain (dBi)
5925	43	4.9
6200	39	4.7
6500	45	4.4
6800	42	3.0
7000	39	2.9
7125	42	4.2

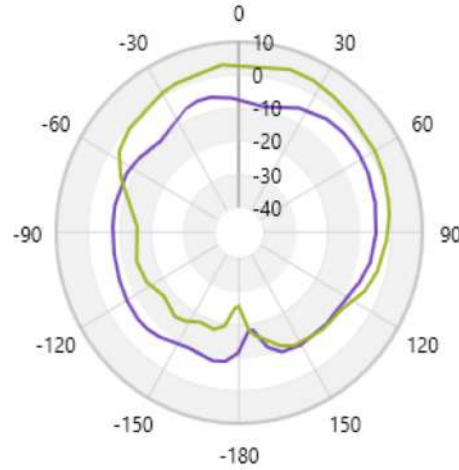
Radiation Pattern_Ant1



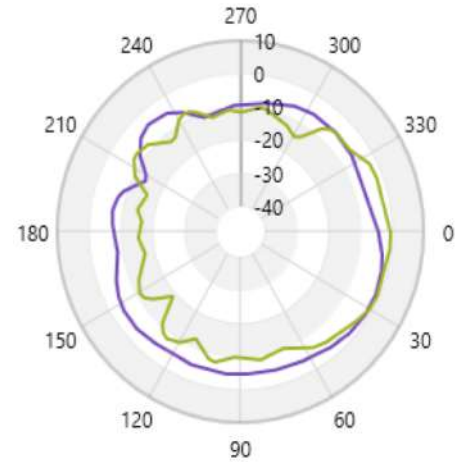
— 2450 MHz 90 ° E Total
— 5500 MHz 90 ° E Total




xz cut



yz cut



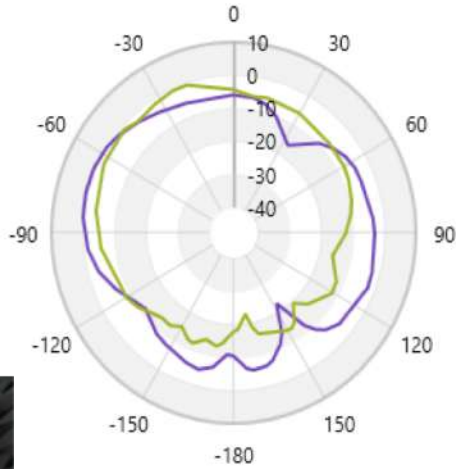
xy cut



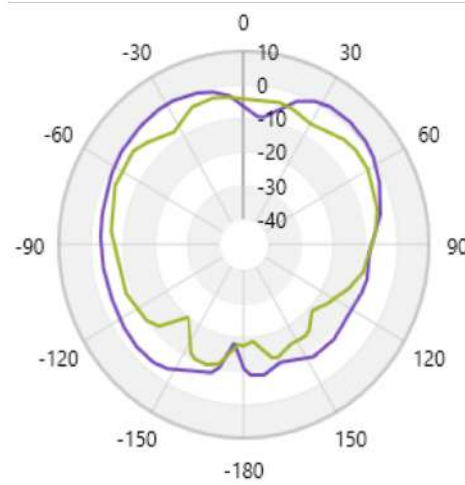
Radiation Pattern_Ant2



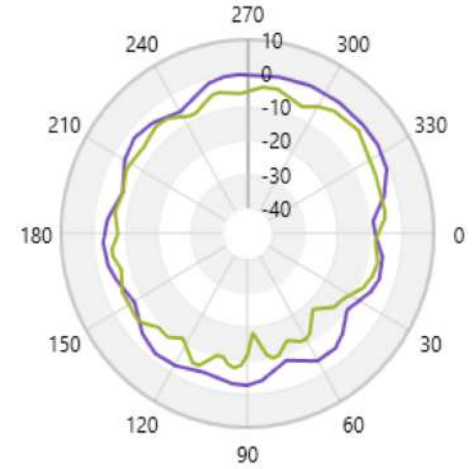
— 2450 MHz 90 ° E Total
— 5500 MHz 90 ° E Total




xz cut



yz cut



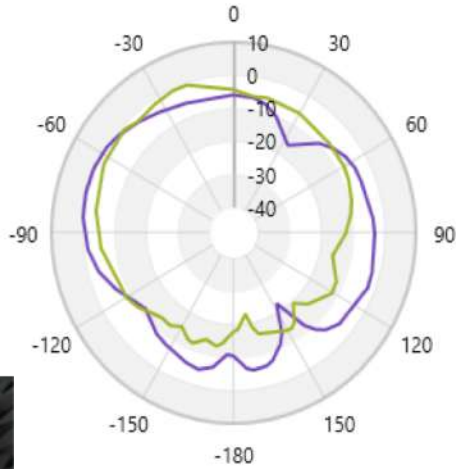
xy cut



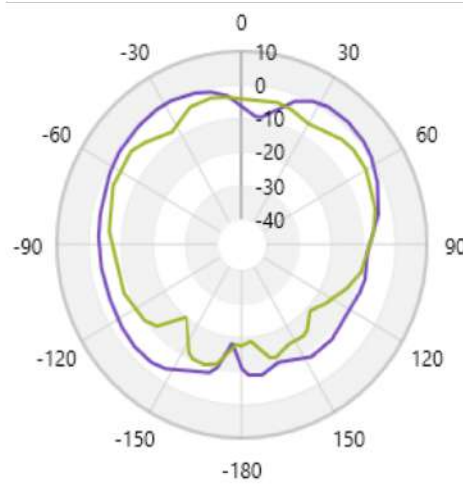
Radiation Pattern_Ant3



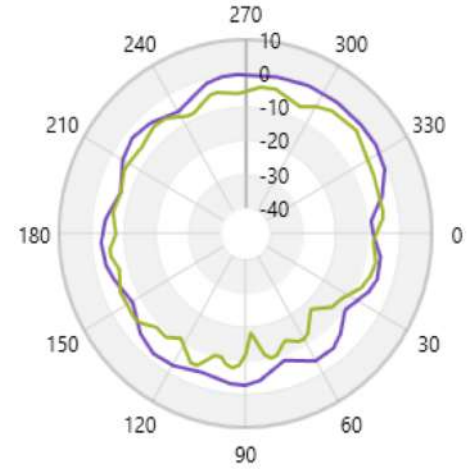
— 2450 MHz 90 ° E Total
— 5500 MHz 90 ° E Total




xz cut



yz cut




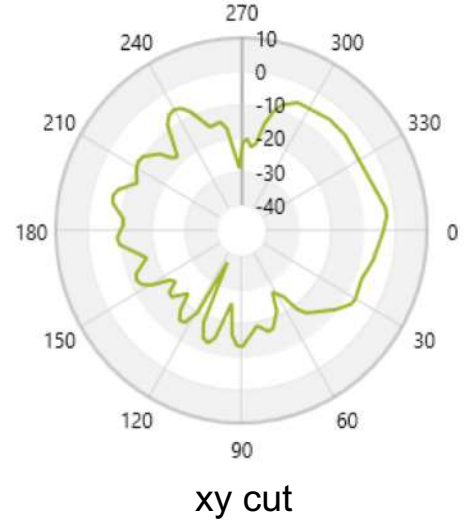
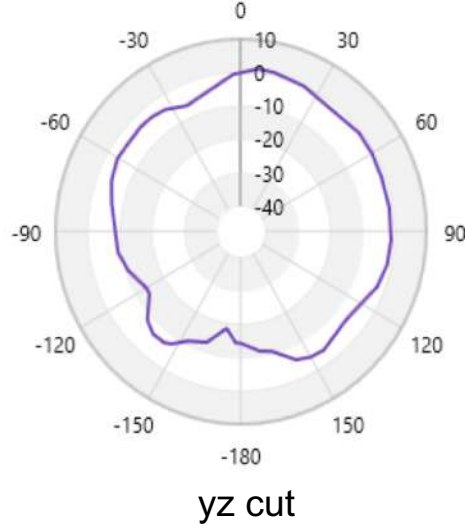
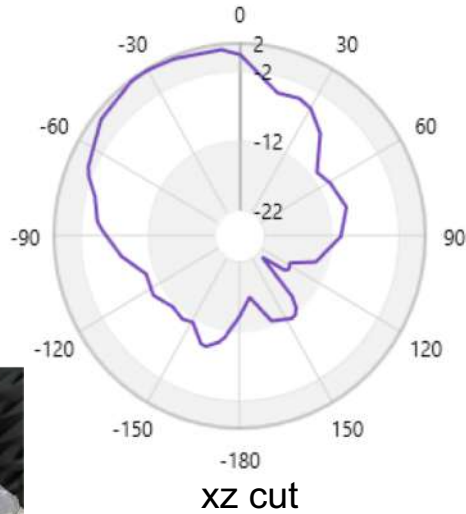
xy cut



Radiation Pattern_Ant4



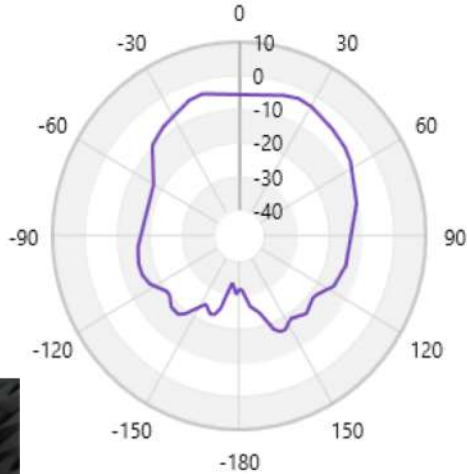
— 5500 MHz 90 ° E Total



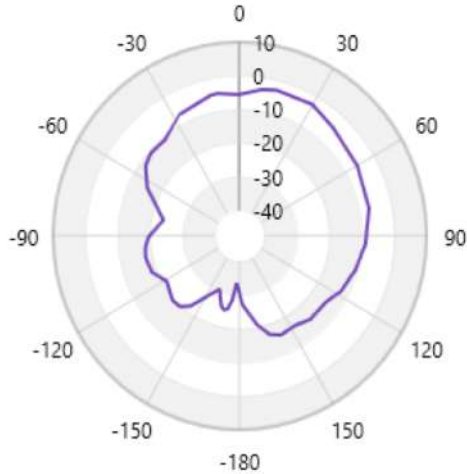
Radiation Pattern_Ant5



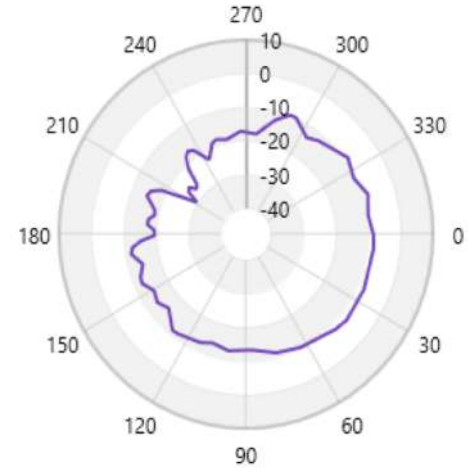
— 6525 MHz 90 ° E Total




xz cut



yz cut



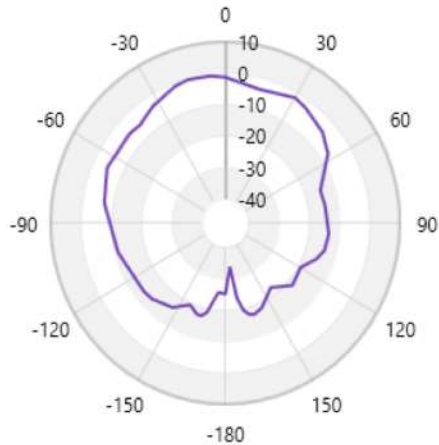
xy cut



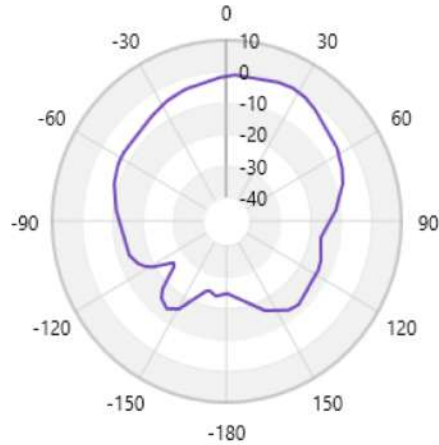
Radiation Pattern_Ant6



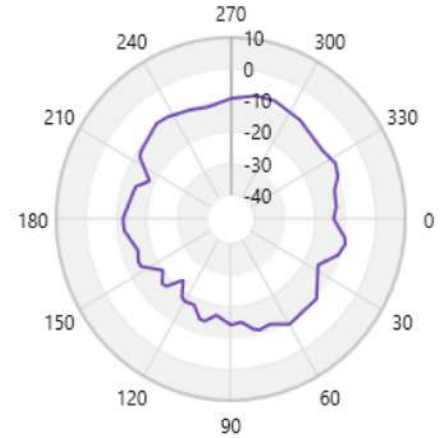
— 6525 MHz 90 ° E Total




xz cut



yz cut



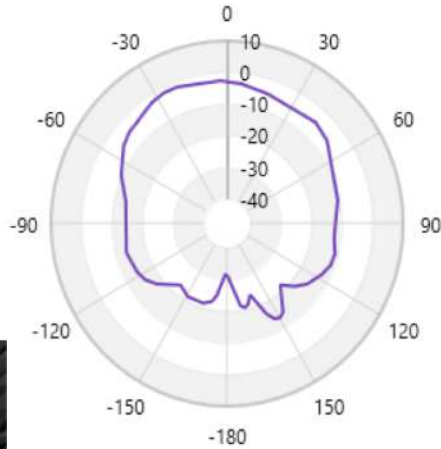
xy cut



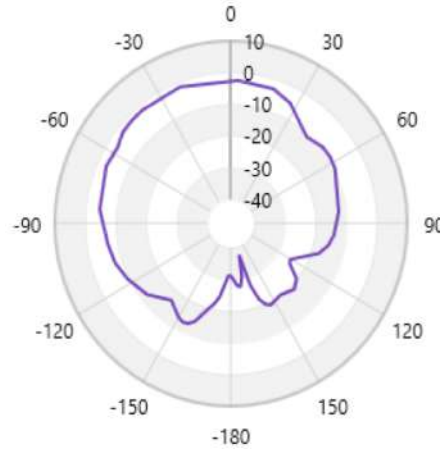
Radiation Pattern_Ant7



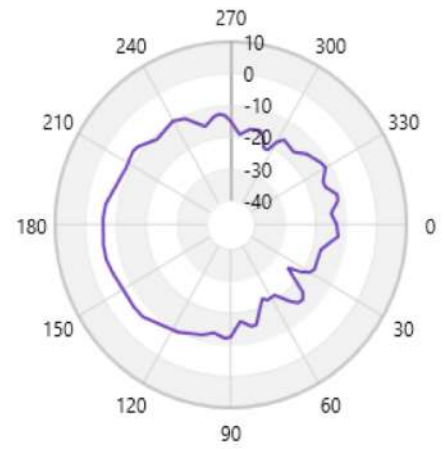
— 6525 MHz 90 ° E Total




xz cut



yz cut



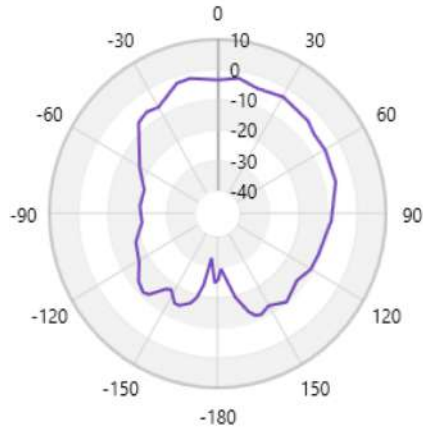
xy cut



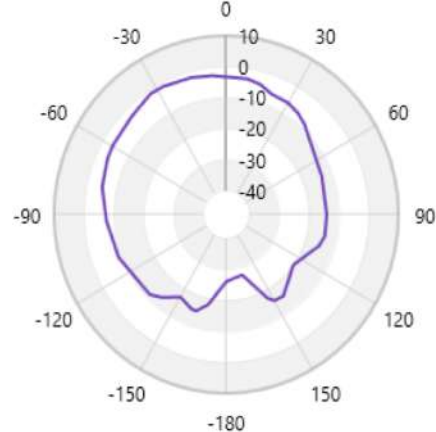
Radiation Pattern_Ant8



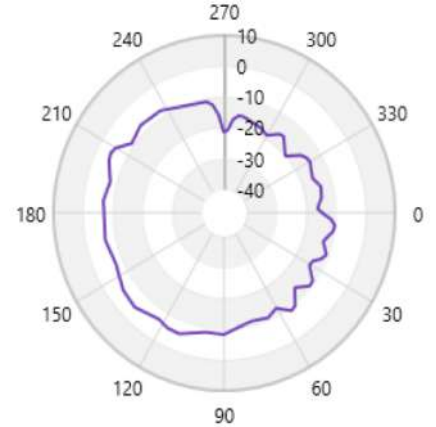
— 6525 MHz 90 ° E Total



xz cut



yz cut



xy cut

