

Summary

Test	Frequency (MHz)	Nominal Power (dBm)	Nominal Bandwidth (MHz)	Result
Emission Bandwidth 26 dB	6895.000	24.0	20.000000	PASS
RF output power	6895.000	24.0	20.000000	PASS
In-Band Emissions	6895.000	24.0	20.000000	PASS
Occupied Channel Bandwidth 99%	6895.000	24.0	20.000000	PASS
Frequency Stability	6895.000	24.0	20.000000	PASS
Emission Bandwidth 26 dB	7015.000	24.0	20.000000	PASS
In-Band Emissions	7015.000	24.0	20.000000	PASS
Occupied Channel Bandwidth 99%	7015.000	24.0	20.000000	PASS
Emission Bandwidth 26 dB	7115.000	24.0	20.000000	PASS
In-Band Emissions	7115.000	24.0	20.000000	PASS
Occupied Channel Bandwidth 99%	7115.000	24.0	20.000000	PASS
Emission Bandwidth 26 dB	6925.000	24.0	40.000000	PASS
In-Band Emissions	6925.000	24.0	40.000000	PASS
Occupied Channel Bandwidth 99%	6925.000	24.0	40.000000	PASS
Emission Bandwidth 26 dB	7005.000	24.0	40.000000	PASS
In-Band Emissions	7005.000	24.0	40.000000	PASS
Occupied Channel Bandwidth 99%	7005.000	24.0	40.000000	PASS
Emission Bandwidth 26 dB	7085.000	24.0	40.000000	PASS
In-Band Emissions	7085.000	24.0	40.000000	PASS
Occupied Channel Bandwidth 99%	7085.000	24.0	40.000000	PASS
Emission Bandwidth 26 dB	6945.000	24.0	80.000000	PASS
In-Band Emissions	6945.000	24.0	80.000000	PASS
Occupied Channel Bandwidth 99%	6945.000	24.0	80.000000	PASS
Emission Bandwidth 26 dB	7025.000	24.0	80.000000	PASS
In-Band Emissions	7025.000	24.0	80.000000	PASS
Occupied Channel Bandwidth 99%	7025.000	24.0	80.000000	PASS
Emission Bandwidth 26 dB	6985.000	24.0	160.000000	PASS
In-Band Emissions	6985.000	24.0	160.000000	PASS
Occupied Channel Bandwidth 99%	6985.000	24.0	160.000000	PASS
Tx Spurious Emission	6985.000	24.0	160.000000	PASS
Emissions in restricted frequency bands (Average)	6985.000	24.0	160.000000	PASS
Emissions in restricted frequency bands (Peak)	6985.000	24.0	160.000000	PASS

Emission Bandwidth 26 dB (6895 MHz; 24.000 dBm; 20 MHz)

Customized settings.

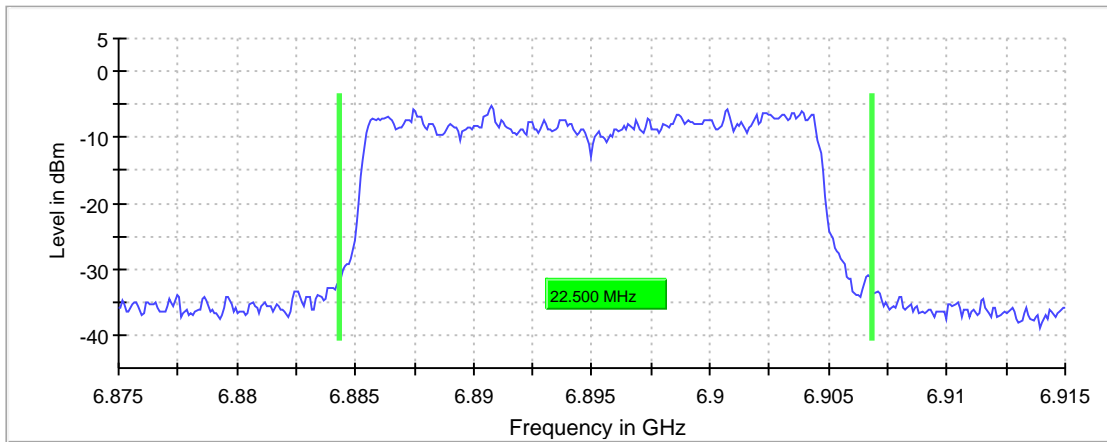
26 dB Bandwidth

DUT Frequency (MHz)	Bandwidth (MHz)	Limit Min (MHz)	Limit Max (MHz)	Band Edge Left (MHz)	Limit Min BE L (MHz)
6895.000000	22.500000	---	320.000000	6884.350000	---

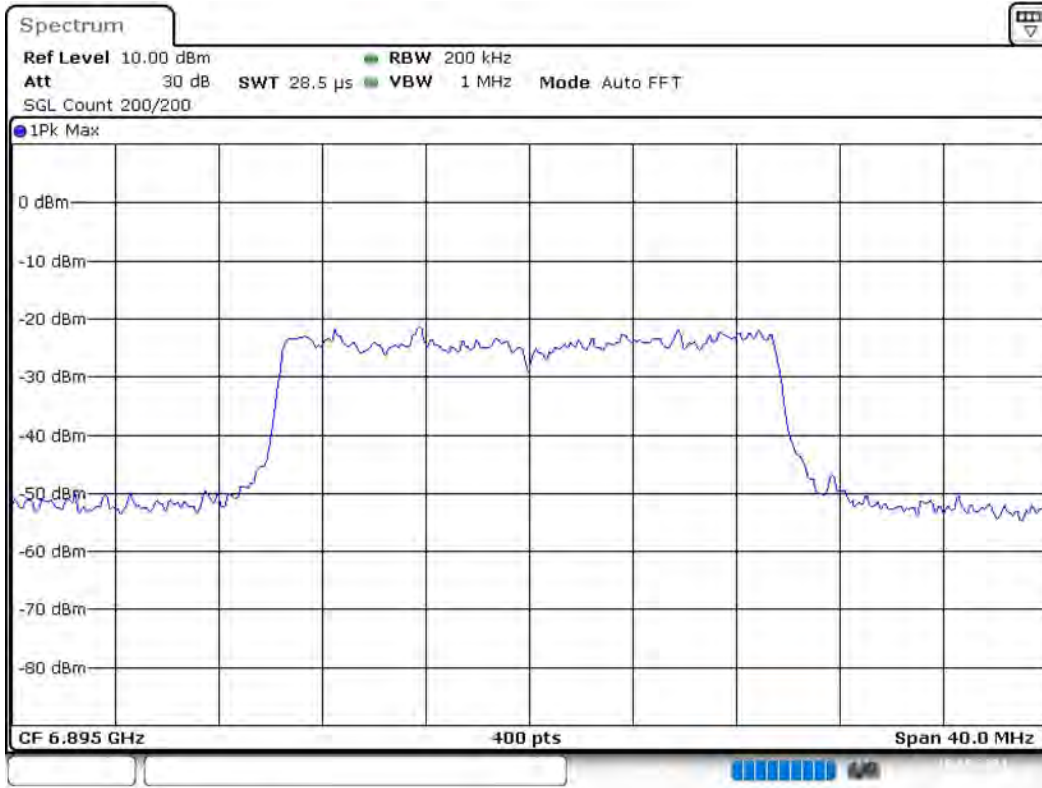
(continuation of the "26 dB Bandwidth" table from column 6 ...)

DUT Frequency (MHz)	Band Edge Right (MHz)	Limit Max BE R (MHz)	Max Level (dBm)	Result
6895.000000	6906.850000	---	-5.3	PASS

26 dB Bandwidth



Bandwidth



Date: 10.MAY.2021 10:50:05

Measurement

Setting	Instrument Value	Target Value
Start Frequency	6.87500 GHz	6.87500 GHz
Stop Frequency	6.91500 GHz	6.91500 GHz
Span	40.000 MHz	40.000 MHz
RBW	200.000 kHz	~ 200.000 kHz
VBW	1.000 MHz	>= 600.000 kHz
SweepPoints	400	~ 400
SweepTime	28.477 μ s	AUTO
Reference Level	10.000 dBm	10.000 dBm
Attenuation	30.000 dB	AUTO
Detector	MaxPeak	MaxPeak
SweepCount	200	200
Filter	3 dB	3 dB
Trace Mode	Max Hold	Max Hold
Sweeptype	FFT	AUTO
Preamp	off	off

RF output power (6895 MHz; 24.000 dBm; 20 MHz)

Customized settings.

Result

DUT Frequency (MHz)	Gated EIRP (dBm)	Limit Max (dBm)	Gated RMS (dBm)	DutyCycle (%)	Result
6895.000000	14.4	24.0	14.4	85.884	PASS

OSP PowerMeter settings

Setting	Instrument Value	Target Value
Measurement Time	1.000 s	1.000 s
Points	1000000	1000000
Time resolution	1.000 μ s	1.000 μ s

In-Band Emissions (6895 MHz; 24.000 dBm; 20 MHz)

Customized settings.

Result

DUT Frequency (MHz)	Result
6895.000000	PASS

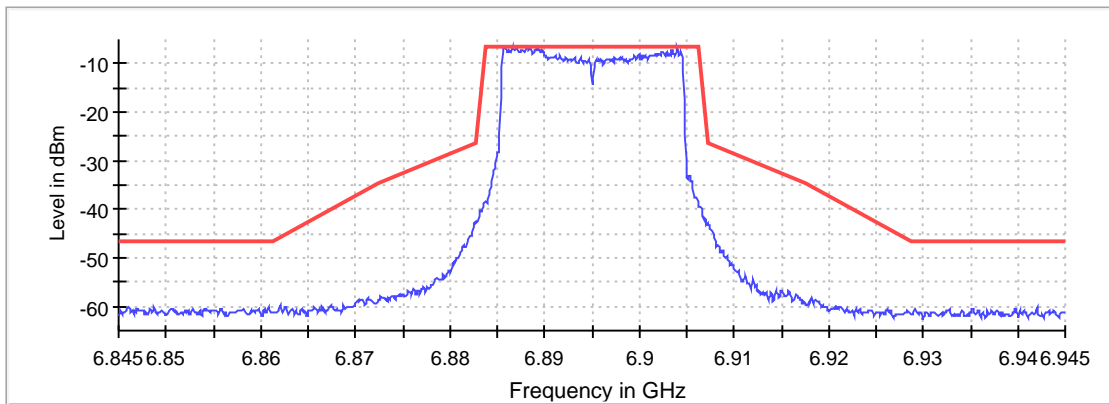
Inband Peak

Frequency (MHz)	Level (dBm)
6888.150000	-6.5

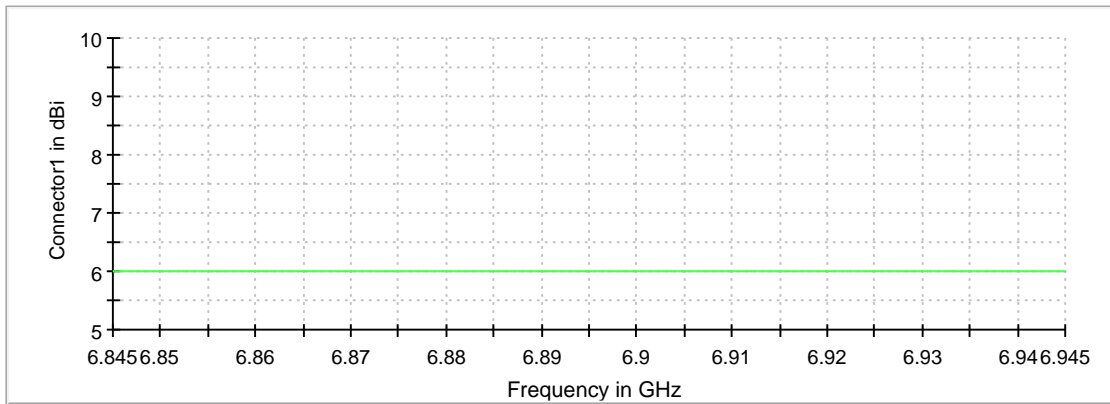
Measurements

Frequency (MHz)	Level (dBm)	Margin (dB)	Limit (dBm)	Result
6888.150000	-6.5	0.0	-6.5	PASS
6904.050000	-6.6	0.1	-6.5	PASS
6886.550000	-6.6	0.1	-6.5	PASS
6886.650000	-6.7	0.2	-6.5	PASS
6885.750000	-6.7	0.2	-6.5	PASS
6889.250000	-6.7	0.2	-6.5	PASS
6887.050000	-6.8	0.3	-6.5	PASS
6888.050000	-6.8	0.3	-6.5	PASS
6889.150000	-6.8	0.3	-6.5	PASS
6888.450000	-6.8	0.3	-6.5	PASS
6885.650000	-6.8	0.3	-6.5	PASS
6885.850000	-6.9	0.4	-6.5	PASS
6886.750000	-7.0	0.4	-6.5	PASS
6888.250000	-7.0	0.5	-6.5	PASS
6887.150000	-7.0	0.5	-6.5	PASS

In Band

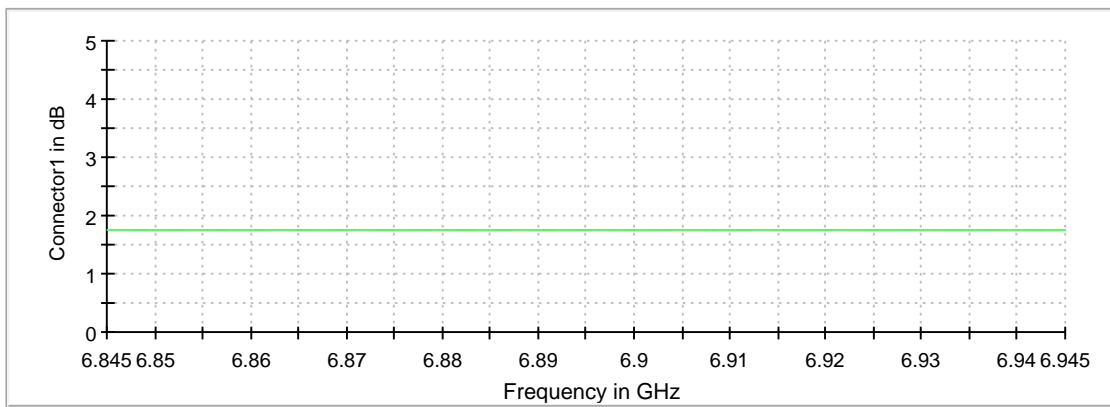


Gain



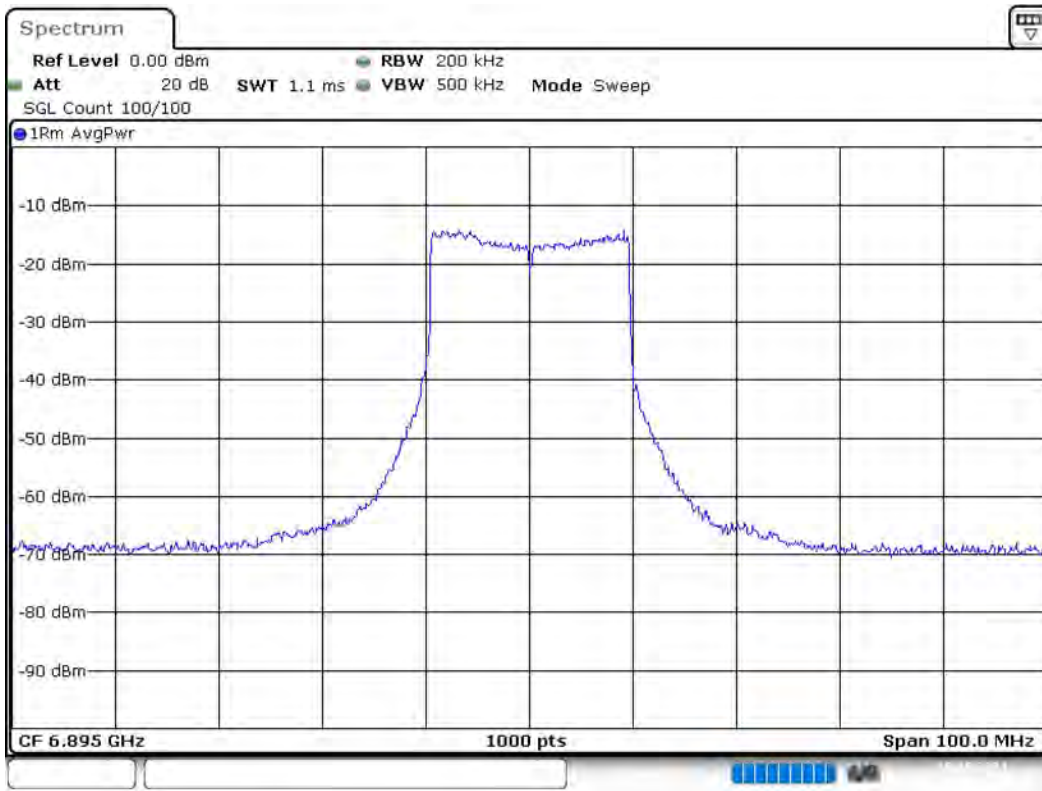
Connector1

Attenuation



Connector1

In Band Connector 1_0



Date: 10.MAY.2021 10:51:00

Measurement 1

Setting	Instrument Value	Target Value
Start Frequency	6.84500 GHz	6.84500 GHz
Stop Frequency	6.94500 GHz	6.94500 GHz
Span	100.000 MHz	100.000 MHz
RBW	200.000 kHz	~ 200.000 kHz
VBW	500.000 kHz	~ 600.000 kHz
SweepPoints	1000	~ 1000
SweepTime	1.050 ms	AUTO
Reference Level	0.000 dBm	0.000 dBm
Attenuation	20.000 dB	20.000 dB
Detector	RMS	RMS
SweepCount	100	100
Filter	3 dB	3 dB
Trace Mode	Average Power	Average Power
SweepType	Sweep	Sweep
Preamp	off	off

Occupied Channel Bandwidth 99% (6895 MHz; 24.000 dBm; 20 MHz)

Customized settings.

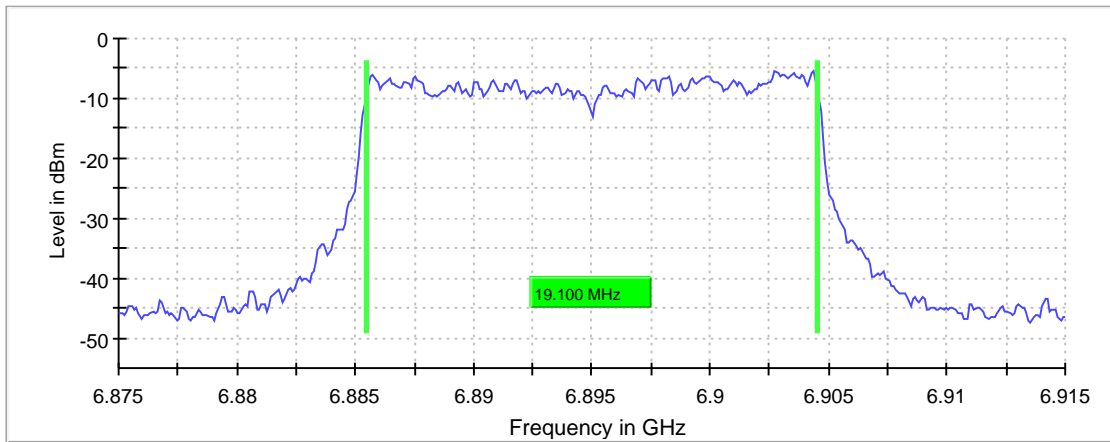
99 % Bandwidth

DUT Frequency (MHz)	Bandwidth (MHz)	Limit Min (MHz)	Limit Max (MHz)	Band Edge Left (MHz)	Limit Min BE L (MHz)
6895.000000	19.100000	---	320.000000	6885.450000	5925.000000

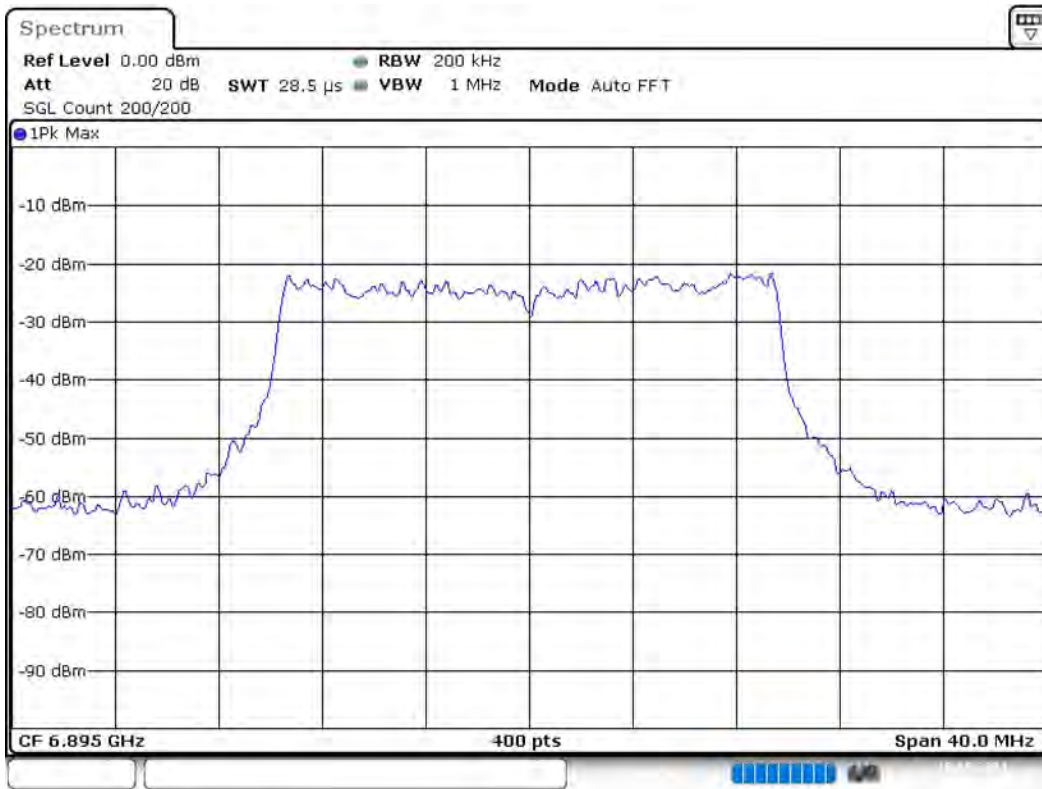
(continuation of the "99 % Bandwidth" table from column 6 ...)

DUT Frequency (MHz)	Band Edge Right (MHz)	Limit Max BE R (MHz)	Result
6895.000000	6904.550000	7125.000000	PASS

99 % Bandwidth



Bandwidth



Date: 10.MAY.2021 10:51:09

Measurement

Setting	Instrument Value	Target Value
Start Frequency	6.87500 GHz	6.87500 GHz
Stop Frequency	6.91500 GHz	6.91500 GHz
Span	40.000 MHz	40.000 MHz
RBW	200.000 kHz	>= 200.000 kHz
VBW	1.000 MHz	>= 600.000 kHz
SweepPoints	400	~ 400
SweepTime	28.477 μs	AUTO
Reference Level	0.000 dBm	0.000 dBm
Attenuation	20.000 dB	AUTO
Detector	MaxPeak	MaxPeak
SweepCount	200	200
Filter	3 dB	3 dB
Trace Mode	Max Hold	Max Hold
Sweeptype	FFT	AUTO
Preamp	off	off

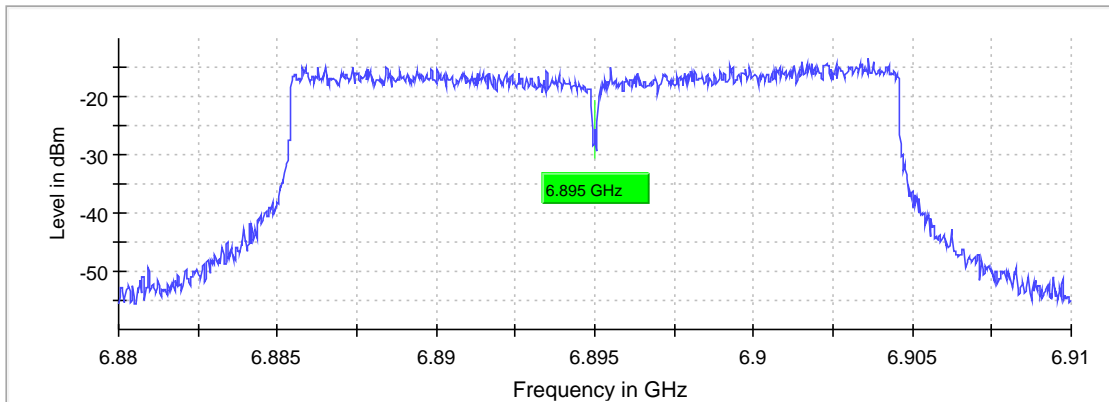
Frequency Stability (6895 MHz; 24.000 dBm; 20 MHz)

Customized settings.

Result

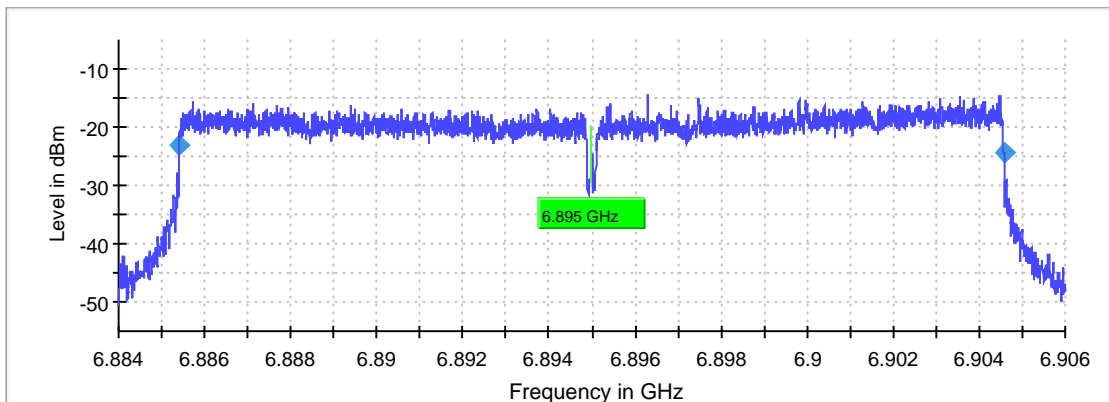
DUT Frequency (MHz)	Frequency (MHz)	Difference (ppm)	Frequency Difference (kHz)	Limit Min (MHz)	Limit Max (MHz)	Result
6895.000000	6894.997801	0.319	-2.199500	---	---	PASS

Frequency stability Pre



Center frequency (green line) Max Hold (blue line)

Frequency stability



Edge points (blue diamonds) Max Hold (blue line) Center frequency (green line)

Measurement

Setting	Instrument Value	Target Value
Start Frequency	6.88400 GHz	6.88400 GHz
Stop Frequency	6.90600 GHz	6.90600 GHz
Span	22.000 MHz	22.000 MHz
RBW	20.000 kHz	<= 22.000 kHz
VBW	100.000 kHz	>= 60.000 kHz
SweepPoints	10001	~ 10001
SweepTime	473.902 μ s	AUTO

Setting	Instrument Value	Target Value
Reference Level	0.000 dBm	0.000 dBm
Attenuation	20.000 dB	AUTO
Detector	MaxPeak	MaxPeak
SweepCount	50	50
Filter	3 dB	3 dB
Trace Mode	Max Hold	Max Hold
Sweeptype	FFT	AUTO
Preamp	off	off

Emission Bandwidth 26 dB (7015 MHz; 24.000 dBm; 20 MHz)

Customized settings.

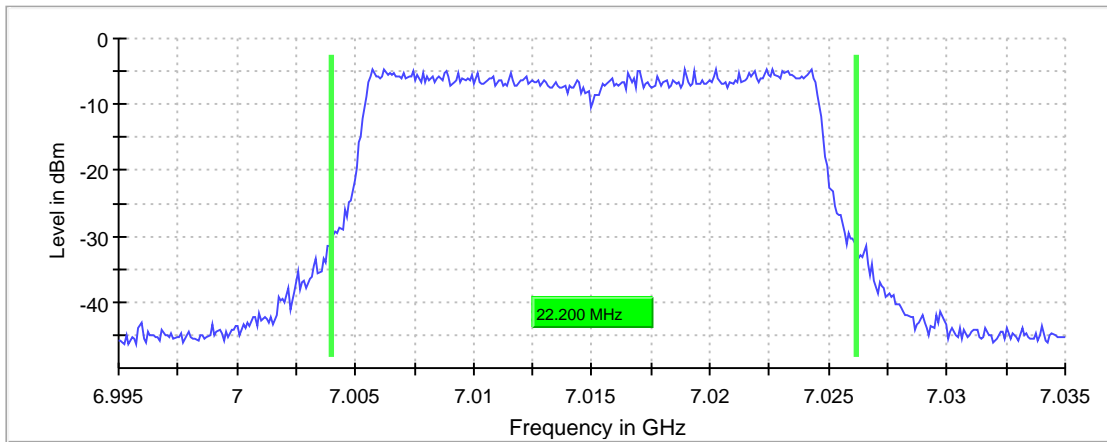
26 dB Bandwidth

DUT Frequency (MHz)	Bandwidth (MHz)	Limit Min (MHz)	Limit Max (MHz)	Band Edge Left (MHz)	Limit Min BE L (MHz)
7015.000000	22.200000	---	320.000000	7003.950000	---

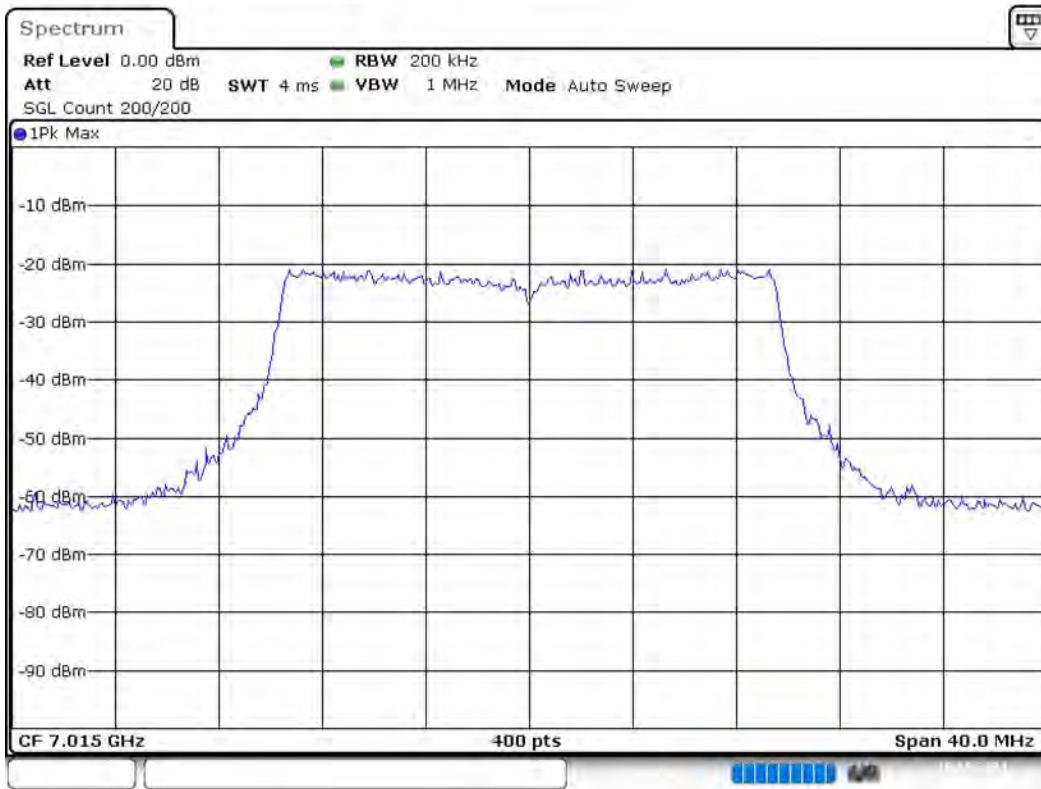
(continuation of the "26 dB Bandwidth" table from column 6 ...)

DUT Frequency (MHz)	Band Edge Right (MHz)	Limit Max BE R (MHz)	Max Level (dBm)	Result
7015.000000	7026.150000	---	-4.6	PASS

26 dB Bandwidth



Bandwidth



Date: 10.MAY.2021 10:51:52

In-Band Emissions (7015 MHz; 24.000 dBm; 20 MHz)

Customized settings.

Result

DUT Frequency (MHz)	Result
7015.000000	PASS

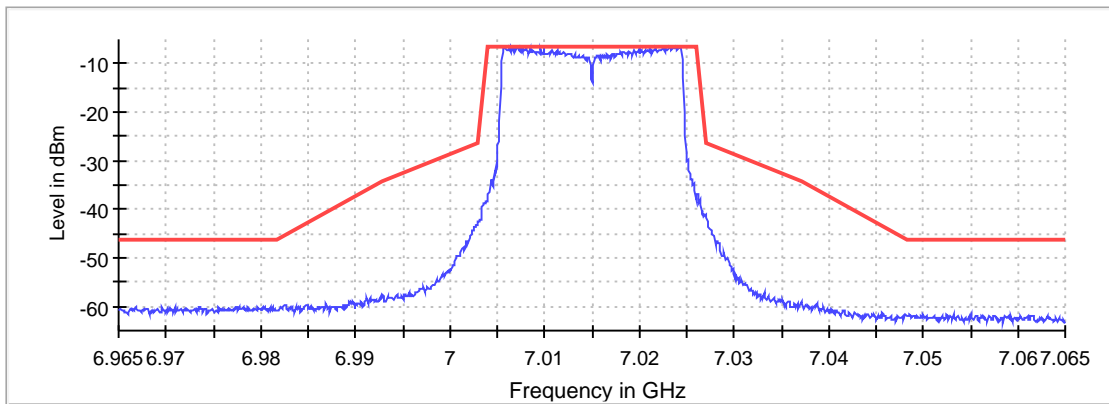
Inband Peak

Frequency (MHz)	Level (dBm)
7006.450000	-6.4

Measurements

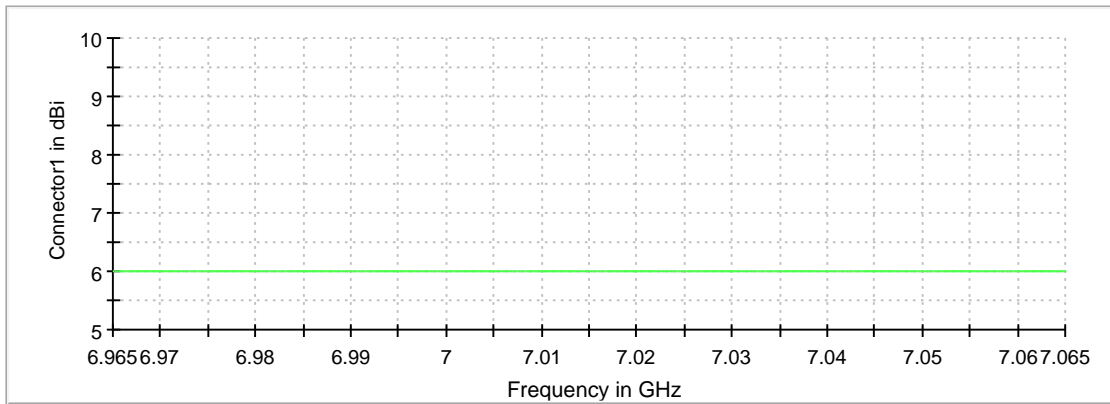
Frequency (MHz)	Level (dBm)	Margin (dB)	Limit (dBm)	Result
7006.450000	-6.4	0.0	-6.4	PASS
7024.250000	-6.5	0.1	-6.4	PASS
7023.150000	-6.6	0.2	-6.4	PASS
7023.750000	-6.7	0.2	-6.4	PASS
7006.850000	-6.7	0.3	-6.4	PASS
7007.050000	-6.7	0.3	-6.4	PASS
7024.450000	-6.7	0.3	-6.4	PASS
7024.350000	-6.7	0.3	-6.4	PASS
7007.250000	-6.7	0.3	-6.4	PASS
7008.450000	-6.7	0.3	-6.4	PASS
7005.750000	-6.7	0.3	-6.4	PASS
7006.750000	-6.8	0.3	-6.4	PASS
7022.550000	-6.8	0.3	-6.4	PASS
7007.750000	-6.8	0.3	-6.4	PASS
7022.450000	-6.8	0.3	-6.4	PASS

In Band



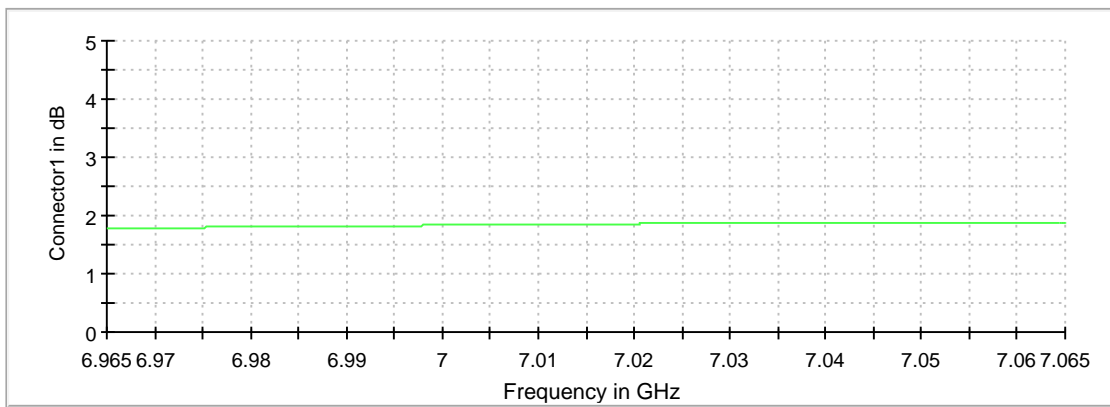
— Level — Limit × Fail

Gain



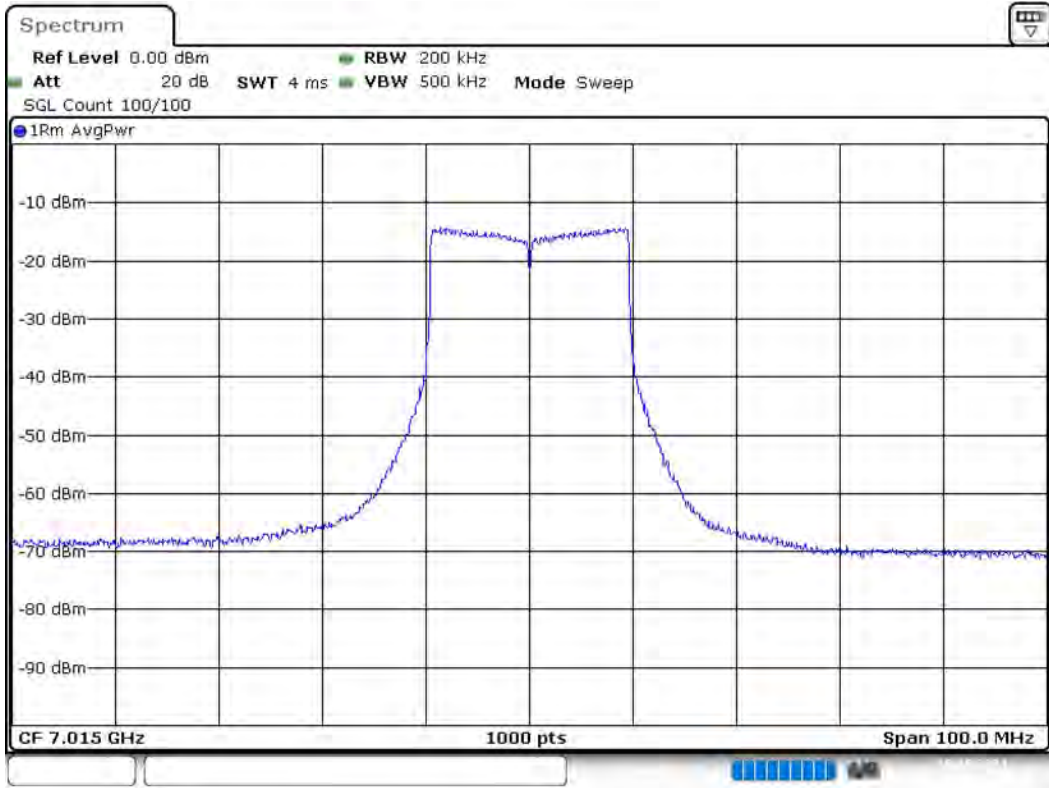
Connector1

Attenuation



Connector1

In Band Connector 1_0



Date: 10.MAY.2021 10:52:52

Occupied Channel Bandwidth 99% (7015 MHz; 24.000 dBm; 20 MHz)

Customized settings.

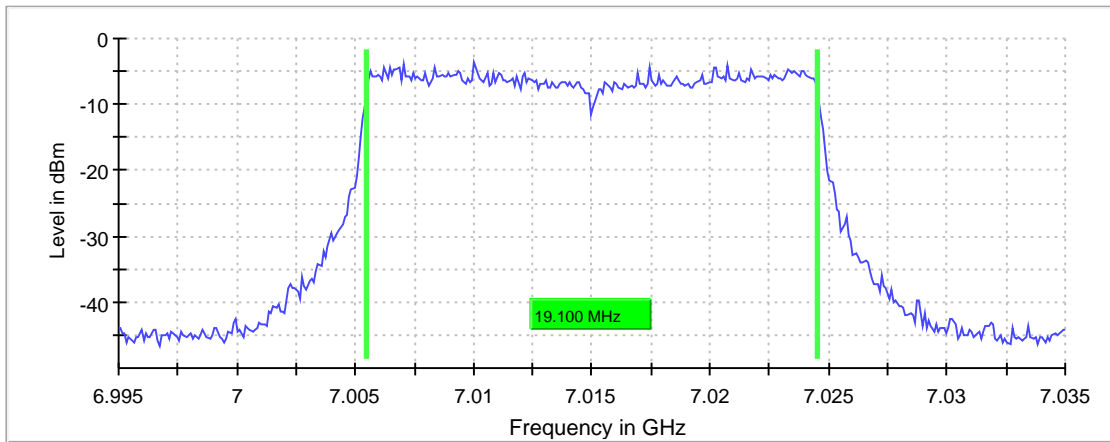
99 % Bandwidth

DUT Frequency (MHz)	Bandwidth (MHz)	Limit Min (MHz)	Limit Max (MHz)	Band Edge Left (MHz)	Limit Min BE L (MHz)
7015.000000	19.100000	---	320.000000	7005.450000	5925.000000

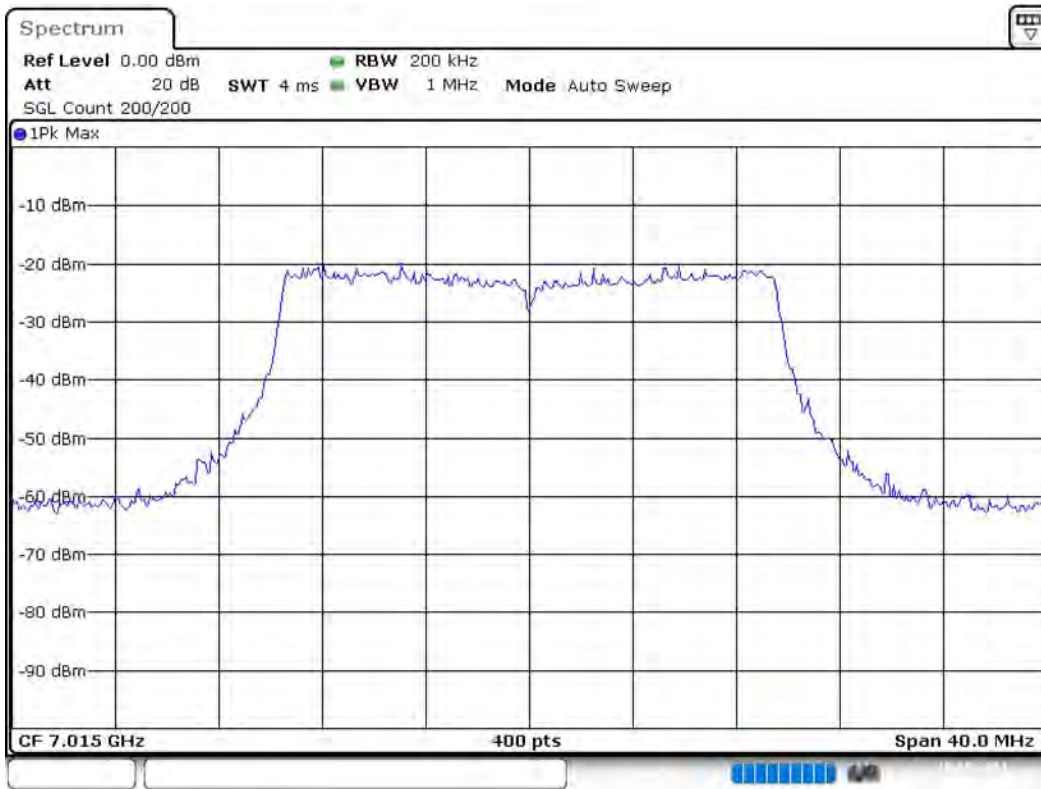
(continuation of the "99 % Bandwidth" table from column 6 ...)

DUT Frequency (MHz)	Band Edge Right (MHz)	Limit Max BE R (MHz)	Result
7015.000000	7024.550000	7125.000000	PASS

99 % Bandwidth



Bandwidth



Date: 10.MAY.2021 10:53:04

Emission Bandwidth 26 dB (7115 MHz; 24.000 dBm; 20 MHz)

Customized settings.

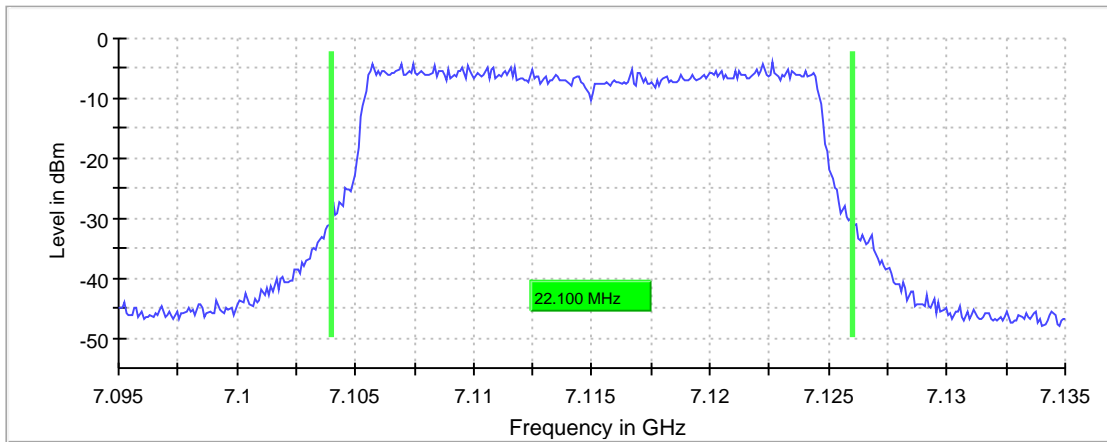
26 dB Bandwidth

DUT Frequency (MHz)	Bandwidth (MHz)	Limit Min (MHz)	Limit Max (MHz)	Band Edge Left (MHz)	Limit Min BE L (MHz)
7115.000000	22.100000	---	320.000000	7103.950000	---

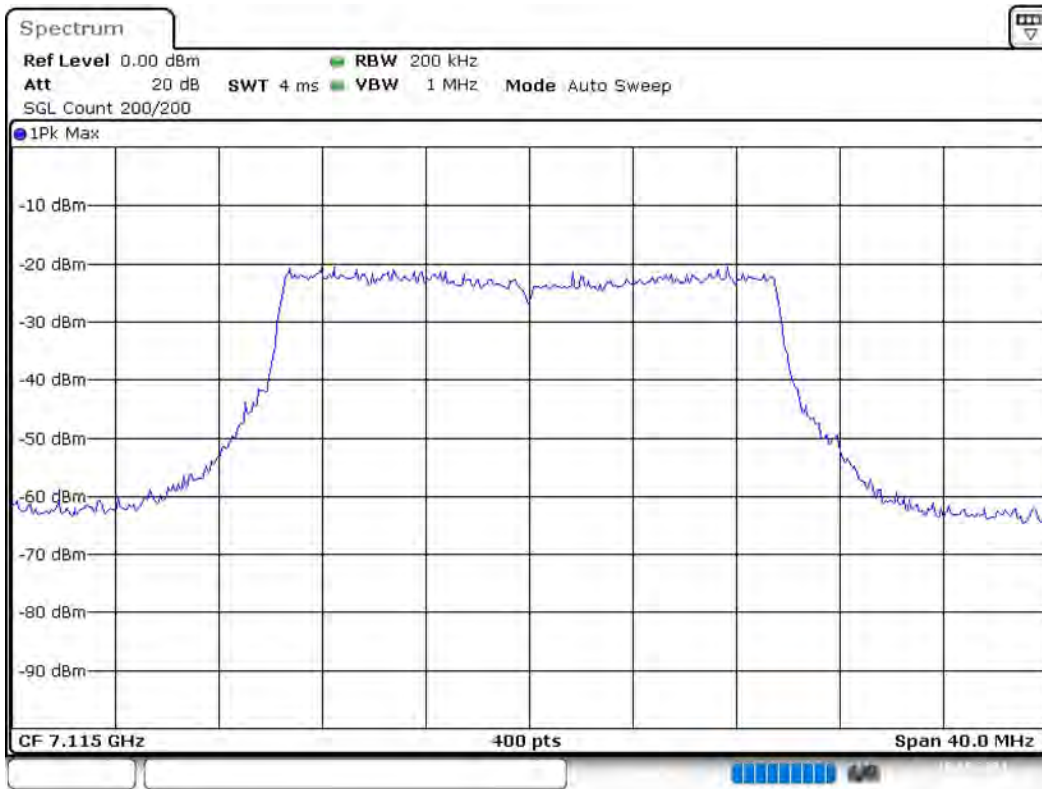
(continuation of the "26 dB Bandwidth" table from column 6 ...)

DUT Frequency (MHz)	Band Edge Right (MHz)	Limit Max BE R (MHz)	Max Level (dBm)	Result
7115.000000	7126.050000	---	-4.1	PASS

26 dB Bandwidth



Bandwidth



Date: 10.MAY.2021 11:01:17

In-Band Emissions (7115 MHz; 24.000 dBm; 20 MHz)

Customized settings.

Result

DUT Frequency (MHz)	Result
7115.000000	PASS

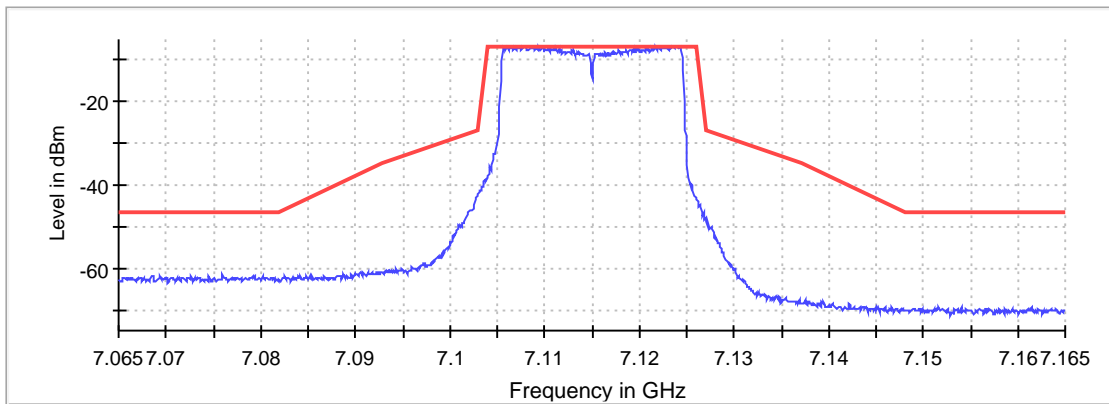
Inband Peak

Frequency (MHz)	Level (dBm)
7124.350000	-6.7

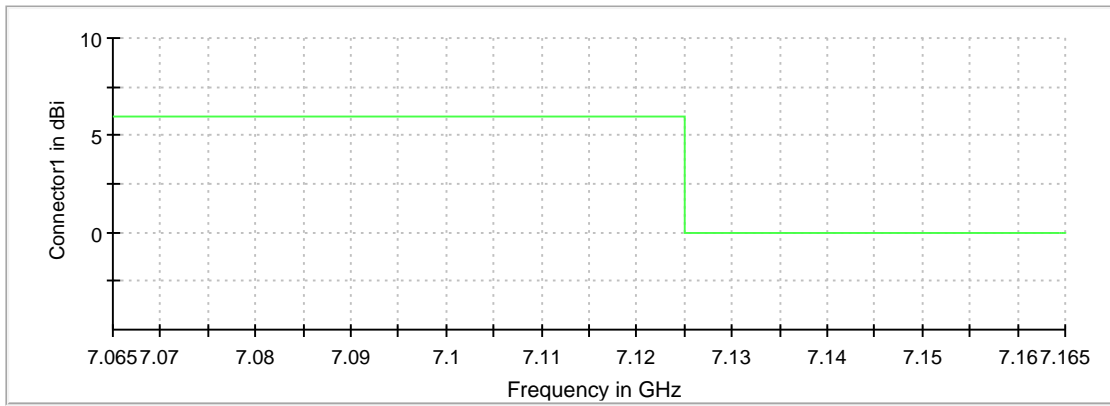
Measurements

Frequency (MHz)	Level (dBm)	Margin (dB)	Limit (dBm)	Result
7123.250000	-6.7	0.0	-6.7	PASS
7107.450000	-6.7	0.0	-6.7	PASS
7123.550000	-6.7	0.1	-6.7	PASS
7109.350000	-6.8	0.1	-6.7	PASS
7107.850000	-6.8	0.1	-6.7	PASS
7105.650000	-6.8	0.1	-6.7	PASS
7105.950000	-6.8	0.1	-6.7	PASS
7123.650000	-6.8	0.2	-6.7	PASS
7107.950000	-6.8	0.2	-6.7	PASS
7121.750000	-6.9	0.2	-6.7	PASS
7106.050000	-6.9	0.3	-6.7	PASS
7123.850000	-6.9	0.3	-6.7	PASS
7124.050000	-6.9	0.3	-6.7	PASS
7106.550000	-6.9	0.3	-6.7	PASS
7121.350000	-6.9	0.3	-6.7	PASS

In Band

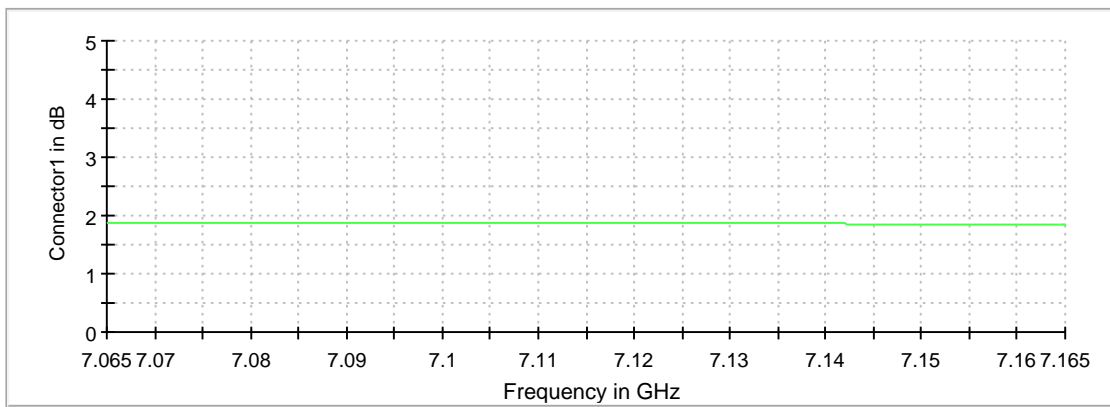


Gain



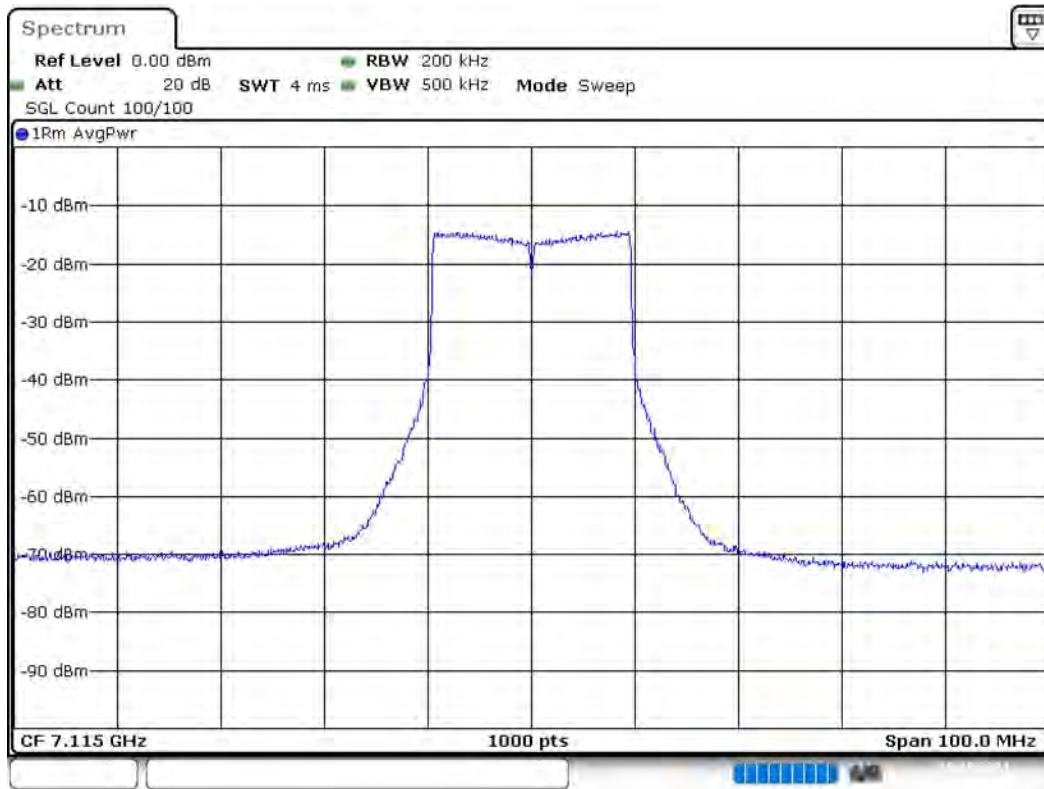
Connector1

Attenuation



Connector1

In Band Connector 1_0



Date: 10.MAY.2021 11:02:11

Occupied Channel Bandwidth 99% (7115 MHz; 24.000 dBm; 20 MHz)

Customized settings.

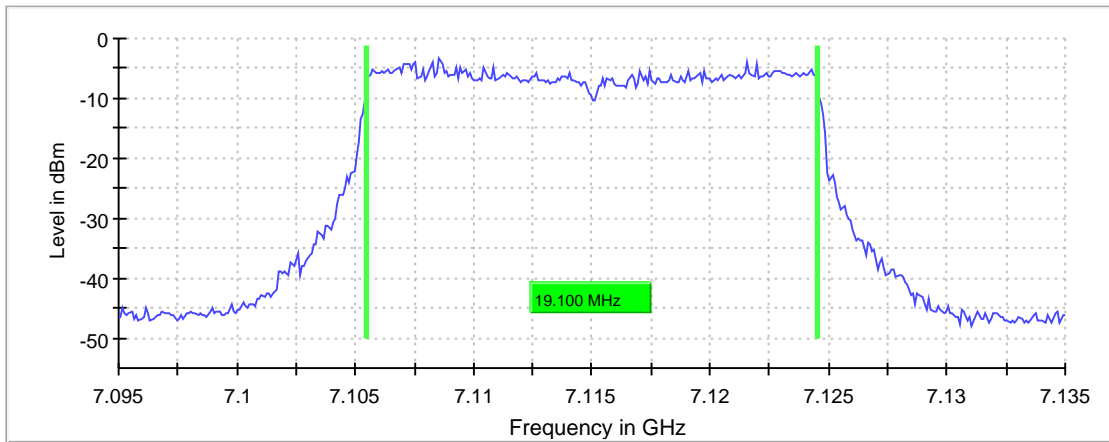
99 % Bandwidth

DUT Frequency (MHz)	Bandwidth (MHz)	Limit Min (MHz)	Limit Max (MHz)	Band Edge Left (MHz)	Limit Min BE L (MHz)
7115.000000	19.100000	---	320.000000	7105.450000	5925.000000

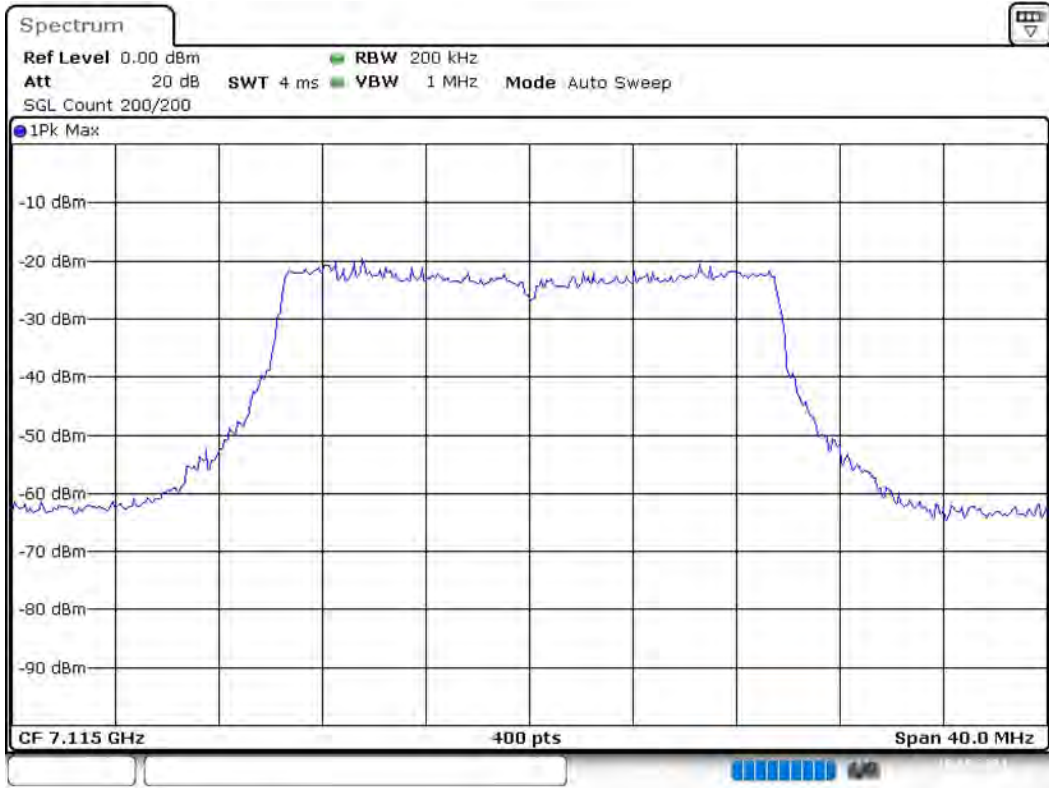
(continuation of the "99 % Bandwidth" table from column 6 ...)

DUT Frequency (MHz)	Band Edge Right (MHz)	Limit Max BE R (MHz)	Result
7115.000000	7124.550000	7125.000000	PASS

99 % Bandwidth



Bandwidth



Date: 10.MAY.2021 11:02:26

Emission Bandwidth 26 dB (6925 MHz; 24.000 dBm; 40 MHz)

Customized settings.

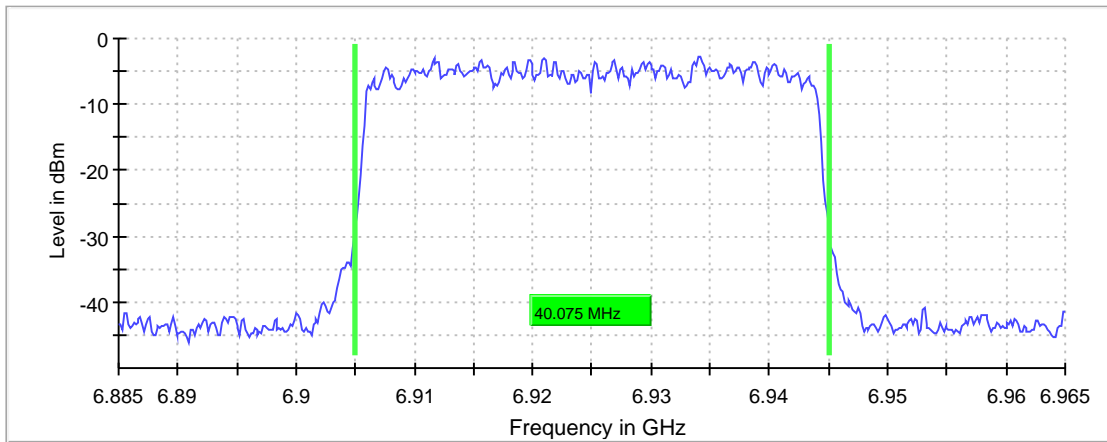
26 dB Bandwidth

DUT Frequency (MHz)	Bandwidth (MHz)	Limit Min (MHz)	Limit Max (MHz)	Band Edge Left (MHz)	Limit Min BE L (MHz)
6925.000000	40.075047	---	320.000000	6904.887430	---

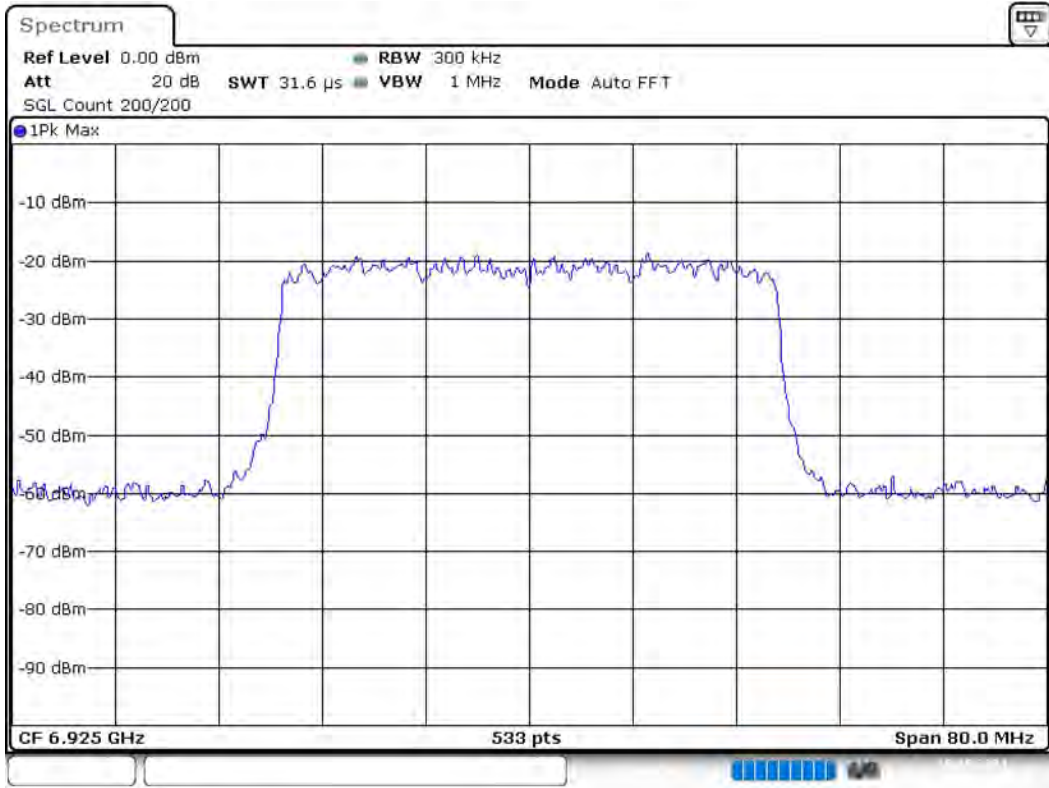
(continuation of the "26 dB Bandwidth" table from column 6 ...)

DUT Frequency (MHz)	Band Edge Right (MHz)	Limit Max BE R (MHz)	Max Level (dBm)	Result
6925.000000	6944.962477	---	-2.7	PASS

26 dB Bandwidth



Bandwidth



Date: 10.MAY.2021 11:04:27

In-Band Emissions (6925 MHz; 24.000 dBm; 40 MHz)

Customized settings.

Result

DUT Frequency (MHz)	Result
6925.000000	PASS

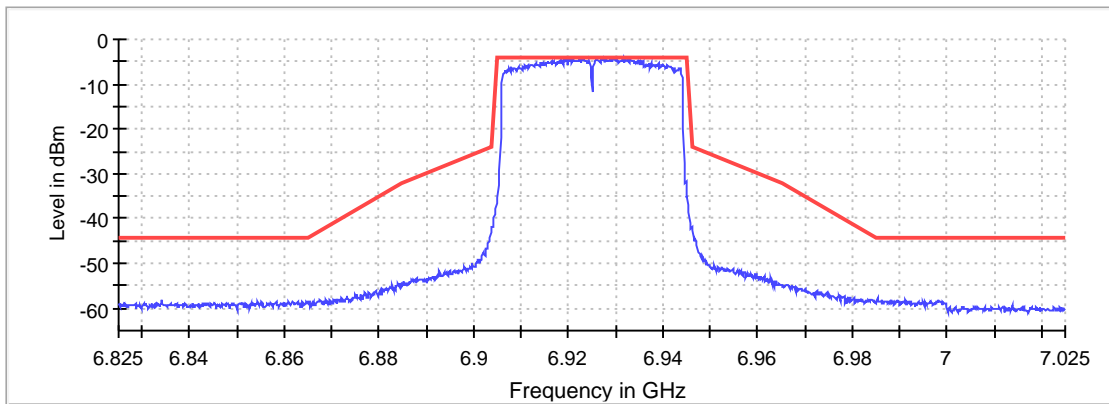
Inband Peak

Frequency (MHz)	Level (dBm)
6931.901725	-4.2

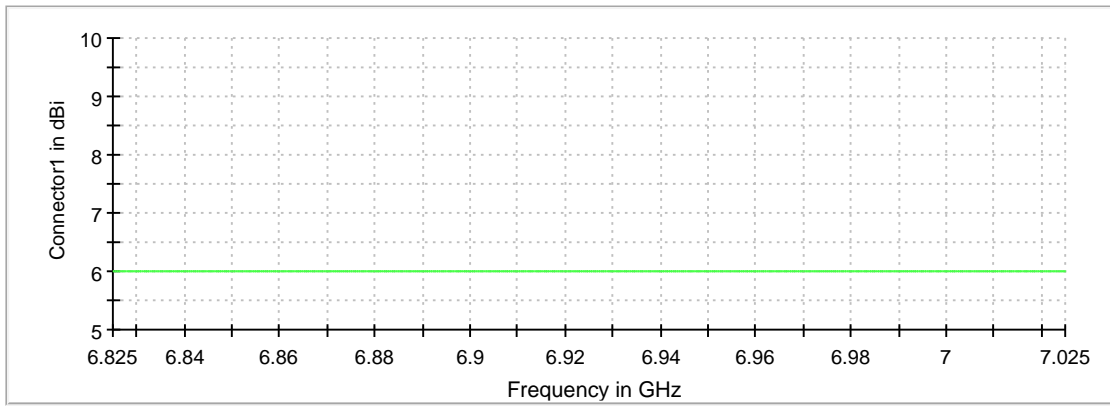
Measurements

Frequency (MHz)	Level (dBm)	Margin (dB)	Limit (dBm)	Result
6927.100525	-4.2	0.1	-4.2	PASS
6922.299325	-4.3	0.1	-4.2	PASS
6927.700675	-4.3	0.1	-4.2	PASS
6932.501875	-4.3	0.1	-4.2	PASS
6927.400600	-4.3	0.1	-4.2	PASS
6928.750938	-4.3	0.1	-4.2	PASS
6922.449362	-4.3	0.1	-4.2	PASS
6921.099025	-4.4	0.2	-4.2	PASS
6926.800450	-4.4	0.3	-4.2	PASS
6918.998500	-4.5	0.3	-4.2	PASS
6933.102026	-4.5	0.4	-4.2	PASS
6922.599400	-4.5	0.4	-4.2	PASS
6920.498875	-4.5	0.4	-4.2	PASS
6926.200300	-4.6	0.4	-4.2	PASS
6920.948987	-4.6	0.4	-4.2	PASS

In Band

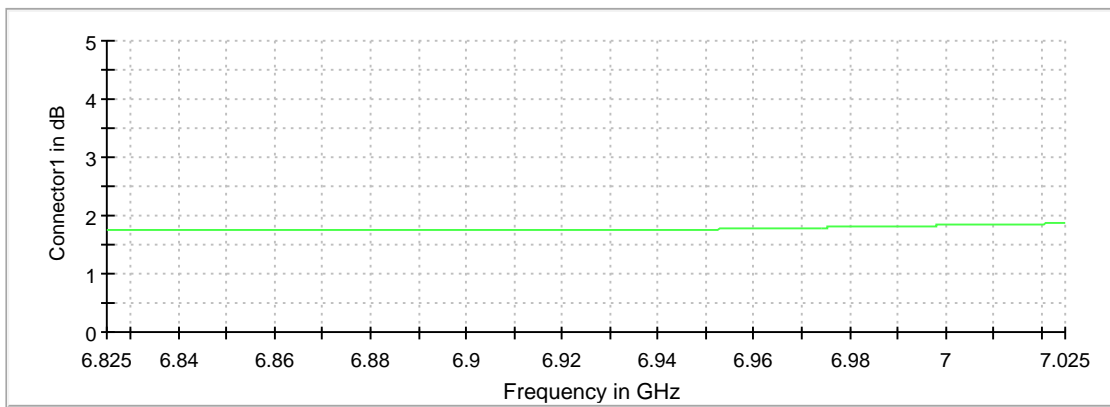


Gain



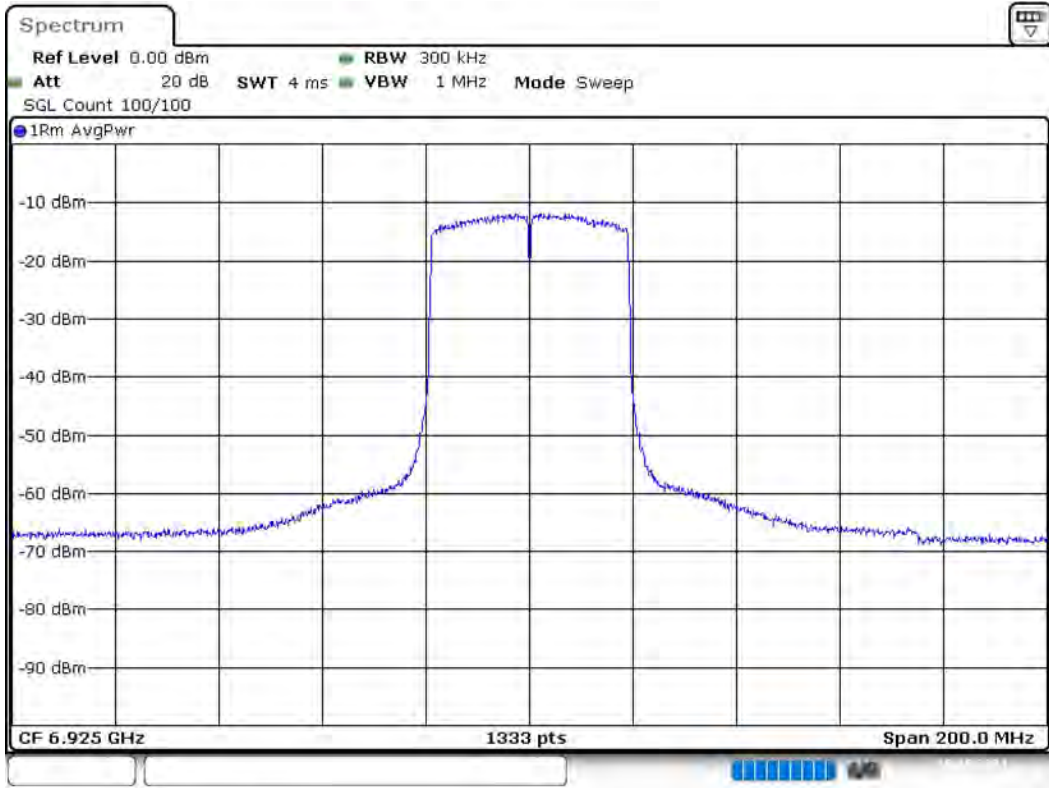
Connector1

Attenuation



Connector1

In Band Connector 1_0



Date: 10.MAY.2021 11:05:27

Occupied Channel Bandwidth 99% (6925 MHz; 24.000 dBm; 40 MHz)

Customized settings.

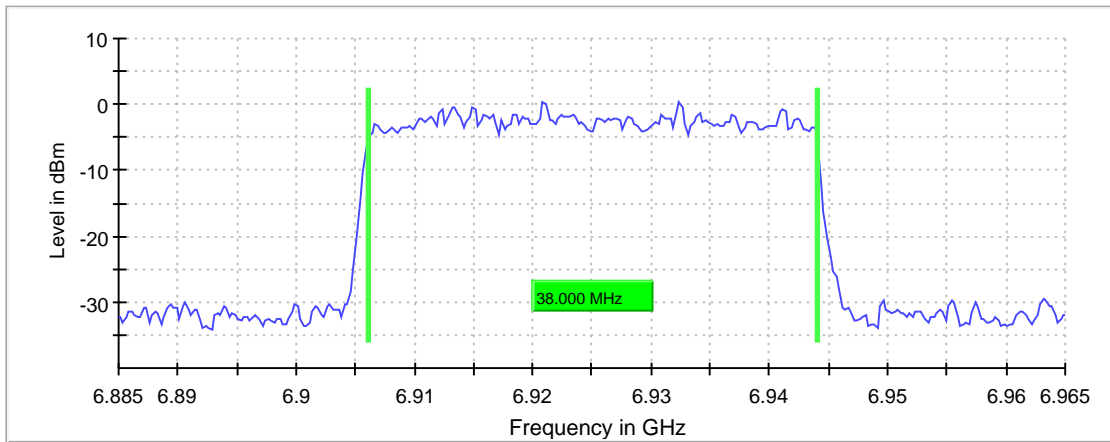
99 % Bandwidth

DUT Frequency (MHz)	Bandwidth (MHz)	Limit Min (MHz)	Limit Max (MHz)	Band Edge Left (MHz)	Limit Min BE L (MHz)
6925.000000	38.000000	---	320.000000	6906.125000	5925.000000

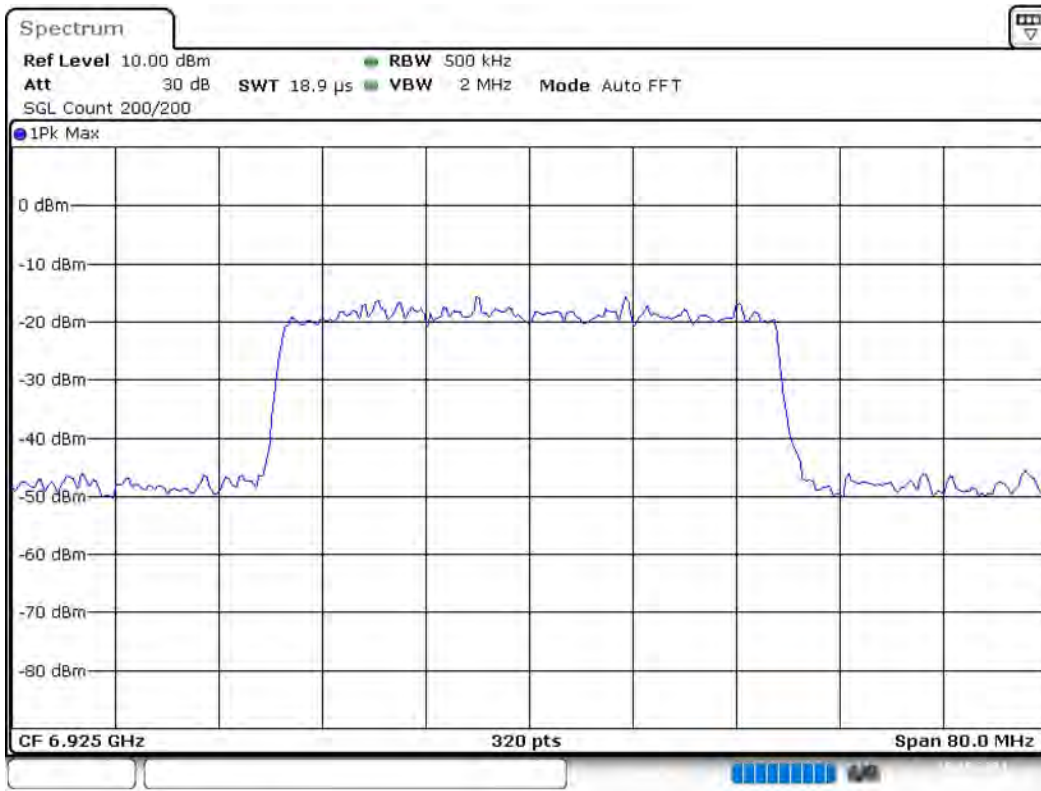
(continuation of the "99 % Bandwidth" table from column 6 ...)

DUT Frequency (MHz)	Band Edge Right (MHz)	Limit Max BE R (MHz)	Result
6925.000000	6944.125000	7125.000000	PASS

99 % Bandwidth



Bandwidth



Date: 10.MAY.2021 11:05:35

Emission Bandwidth 26 dB (7005 MHz; 24.000 dBm; 40 MHz)

Customized settings.

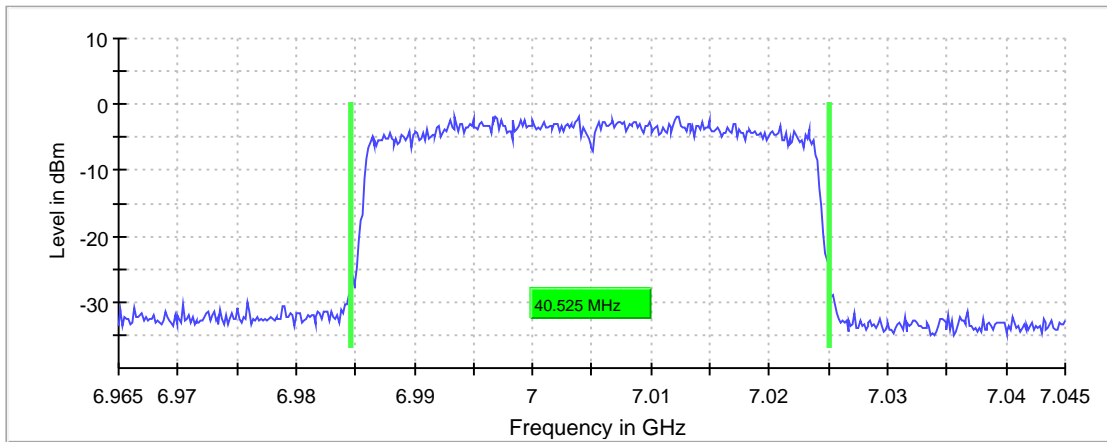
26 dB Bandwidth

DUT Frequency (MHz)	Bandwidth (MHz)	Limit Min (MHz)	Limit Max (MHz)	Band Edge Left (MHz)	Limit Min BE L (MHz)
7005.000000	40.525328	---	320.000000	6984.587242	---

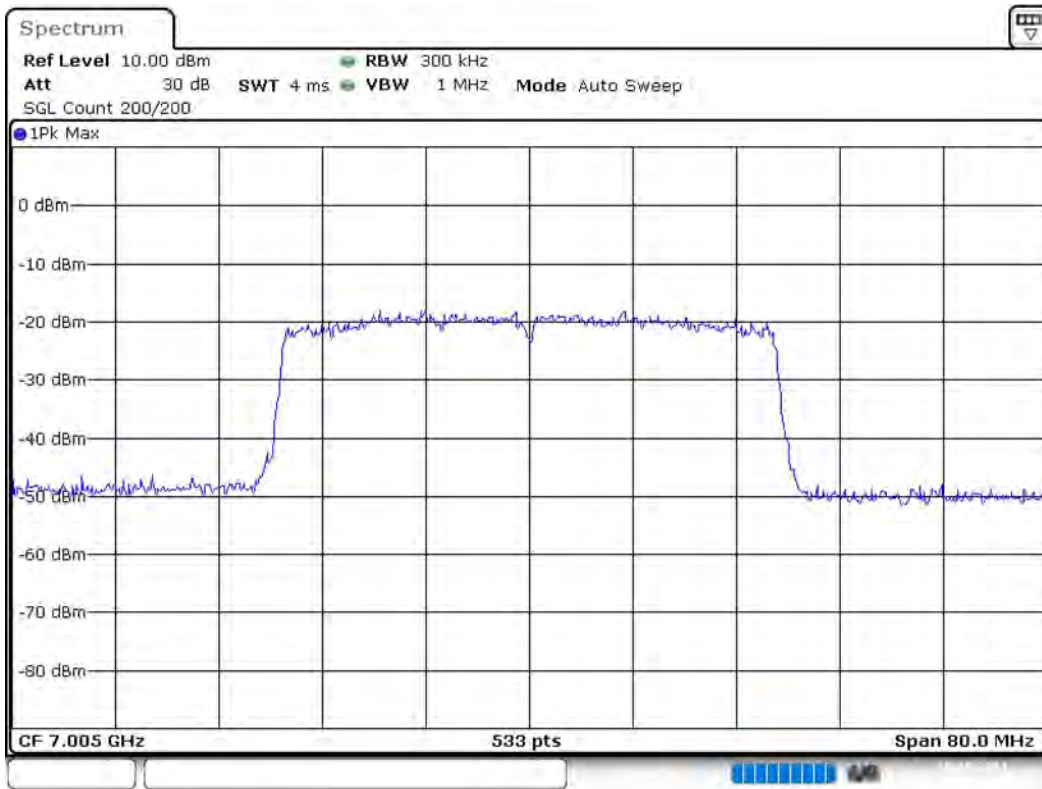
(continuation of the "26 dB Bandwidth" table from column 6 ...)

DUT Frequency (MHz)	Band Edge Right (MHz)	Limit Max BE R (MHz)	Max Level (dBm)	Result
7005.000000	7025.112570	---	-1.8	PASS

26 dB Bandwidth



Bandwidth



Date: 10.MAY.2021 11:05:58

In-Band Emissions (7005 MHz; 24.000 dBm; 40 MHz)

Customized settings.

Result

DUT Frequency (MHz)	Result
7005.000000	PASS

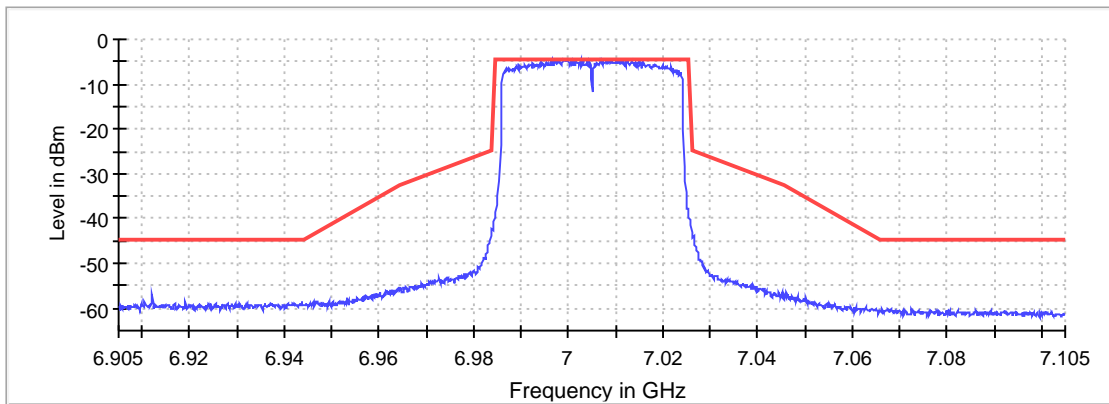
Inband Peak

Frequency (MHz)	Level (dBm)
6999.148537	-4.6

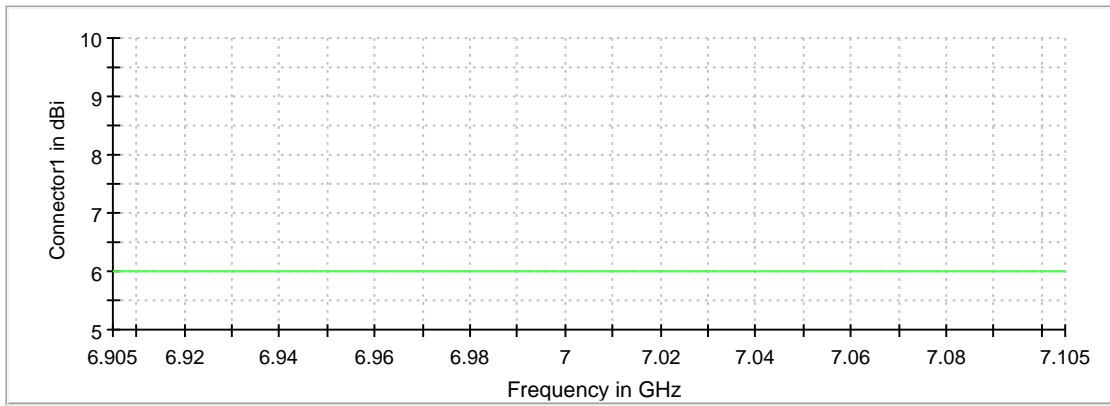
Measurements

Frequency (MHz)	Level (dBm)	Margin (dB)	Limit (dBm)	Result
6999.148537	-4.6	0.0	-4.6	PASS
6996.447862	-4.6	0.0	-4.6	PASS
7010.101275	-4.6	0.1	-4.6	PASS
7002.599400	-4.7	0.1	-4.6	PASS
7009.351088	-4.7	0.1	-4.6	PASS
6998.248312	-4.7	0.1	-4.6	PASS
7008.300825	-4.7	0.1	-4.6	PASS
7000.048762	-4.7	0.1	-4.6	PASS
7006.650413	-4.8	0.2	-4.6	PASS
7012.201800	-4.8	0.2	-4.6	PASS
6998.098275	-4.8	0.2	-4.6	PASS
7011.001500	-4.8	0.2	-4.6	PASS
7013.252063	-4.8	0.2	-4.6	PASS
7006.950488	-4.8	0.2	-4.6	PASS
7000.498875	-4.8	0.2	-4.6	PASS

In Band

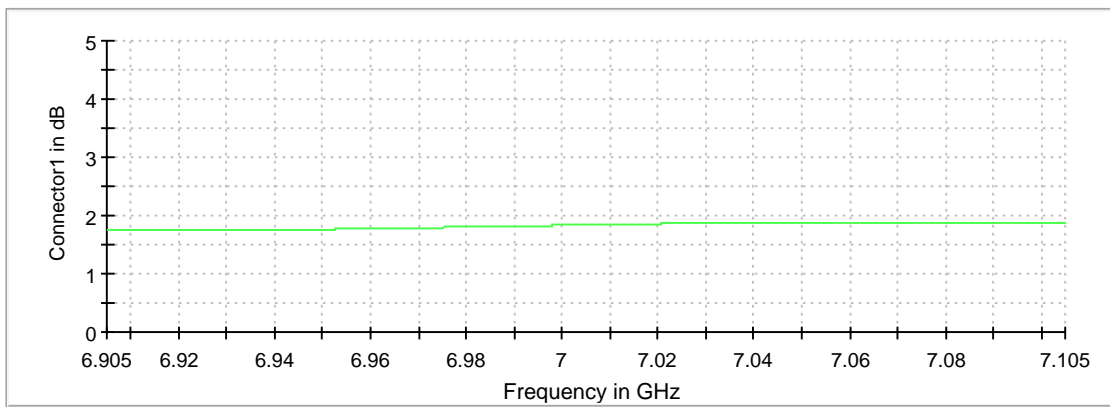


Gain



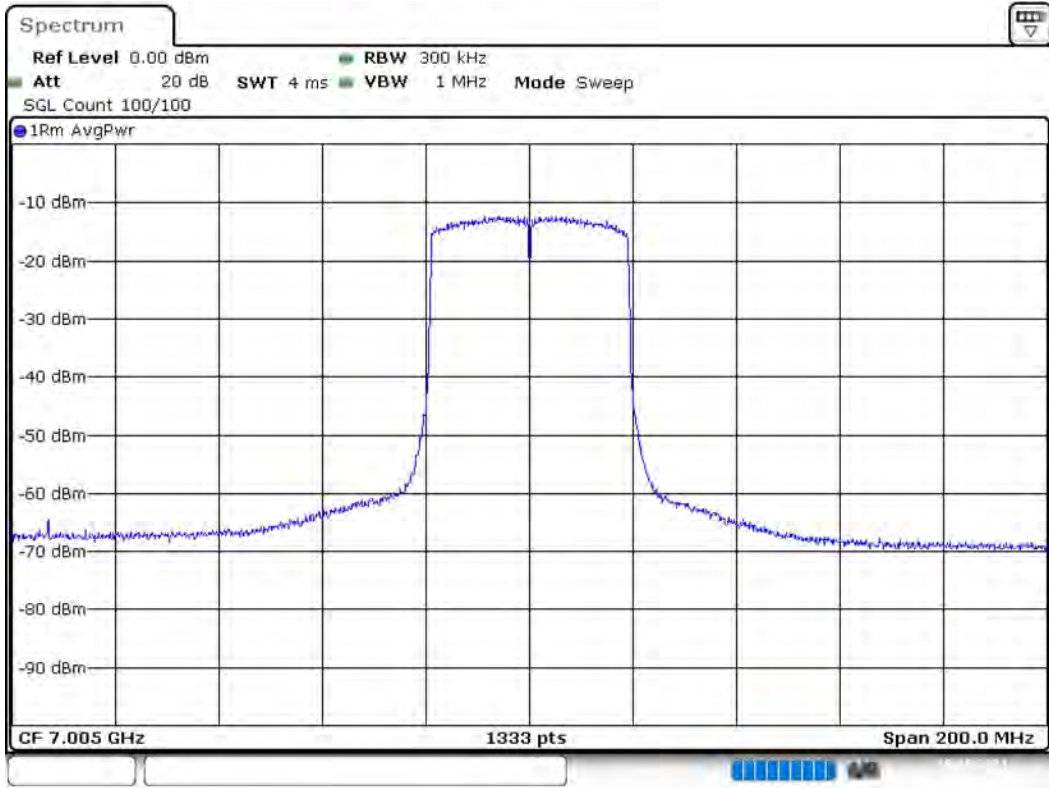
Connector1

Attenuation



Connector1

In Band Connector 1_0



Date: 10 MAY 2021 11:06:59

Occupied Channel Bandwidth 99% (7005 MHz; 24.000 dBm; 40 MHz)

Customized settings.

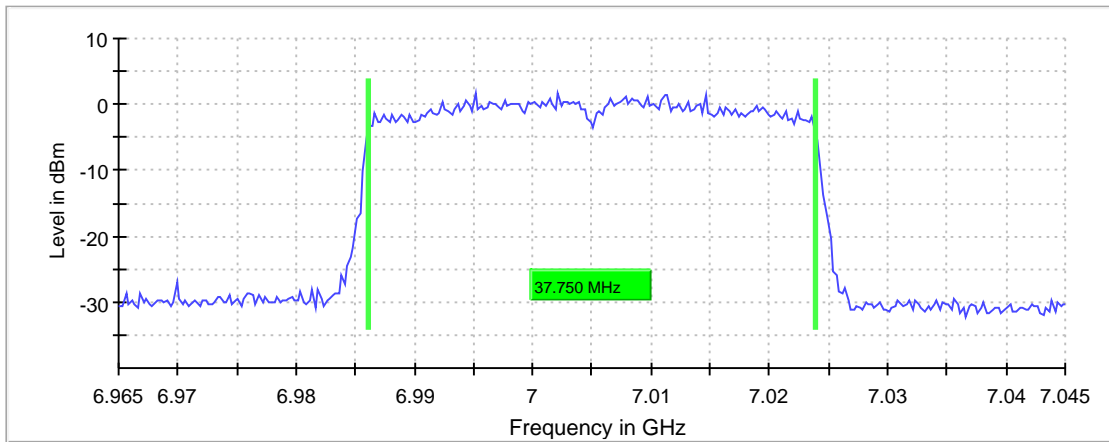
99 % Bandwidth

DUT Frequency (MHz)	Bandwidth (MHz)	Limit Min (MHz)	Limit Max (MHz)	Band Edge Left (MHz)	Limit Min BE L (MHz)
7005.000000	37.750000	---	320.000000	6986.125000	5925.000000

(continuation of the "99 % Bandwidth" table from column 6 ...)

DUT Frequency (MHz)	Band Edge Right (MHz)	Limit Max BE R (MHz)	Result
7005.000000	7023.875000	7125.000000	PASS

99 % Bandwidth



Bandwidth



Date: 10.MAY.2021 11:07:15

Emission Bandwidth 26 dB (7085 MHz; 24.000 dBm; 40 MHz)

Customized settings.

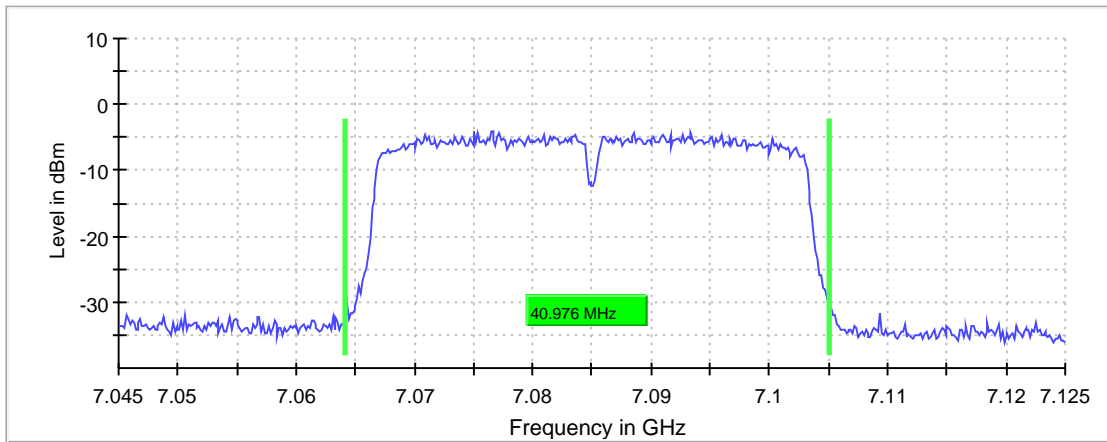
26 dB Bandwidth

DUT Frequency (MHz)	Bandwidth (MHz)	Limit Min (MHz)	Limit Max (MHz)	Band Edge Left (MHz)	Limit Min BE L (MHz)
7085.000000	40.975609	---	320.000000	7064.136961	---

(continuation of the "26 dB Bandwidth" table from column 6 ...)

DUT Frequency (MHz)	Band Edge Right (MHz)	Limit Max BE R (MHz)	Max Level (dBm)	Result
7085.000000	7105.112570	---	-4.1	PASS

26 dB Bandwidth



Bandwidth



Date: 10.MAY.2021 11:07:47

In-Band Emissions (7085 MHz; 24.000 dBm; 40 MHz)

Customized settings.

Result

DUT Frequency (MHz)	Result
7085.000000	PASS

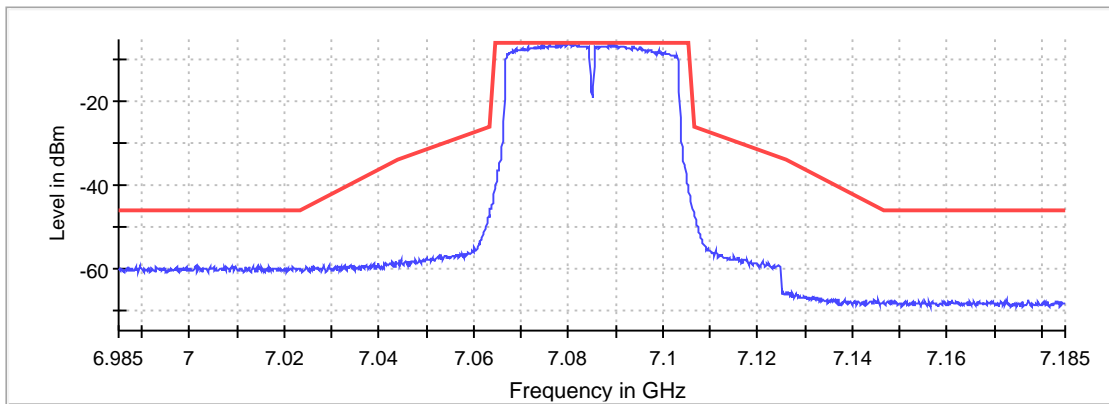
Inband Peak

Frequency (MHz)	Level (dBm)
7080.048762	-6.0

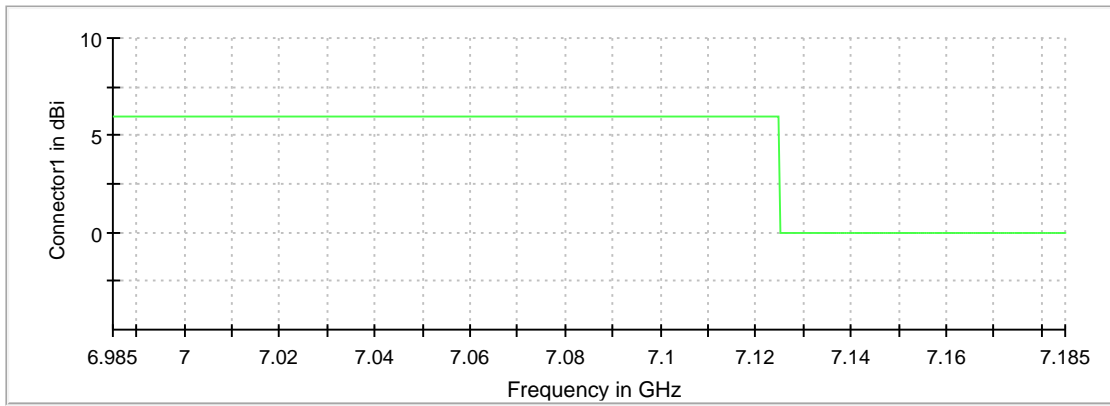
Measurements

Frequency (MHz)	Level (dBm)	Margin (dB)	Limit (dBm)	Result
7080.048762	-6.0	0.0	-6.0	PASS
7080.948987	-6.1	0.1	-6.0	PASS
7082.149287	-6.1	0.1	-6.0	PASS
7080.348837	-6.2	0.2	-6.0	PASS
7077.948237	-6.2	0.2	-6.0	PASS
7080.648912	-6.2	0.2	-6.0	PASS
7081.549137	-6.2	0.2	-6.0	PASS
7080.198800	-6.2	0.2	-6.0	PASS
7077.648162	-6.3	0.3	-6.0	PASS
7081.399100	-6.3	0.3	-6.0	PASS
7080.498875	-6.3	0.3	-6.0	PASS
7079.898725	-6.3	0.3	-6.0	PASS
7082.299325	-6.4	0.4	-6.0	PASS
7081.699175	-6.4	0.4	-6.0	PASS
7078.998500	-6.4	0.4	-6.0	PASS

In Band

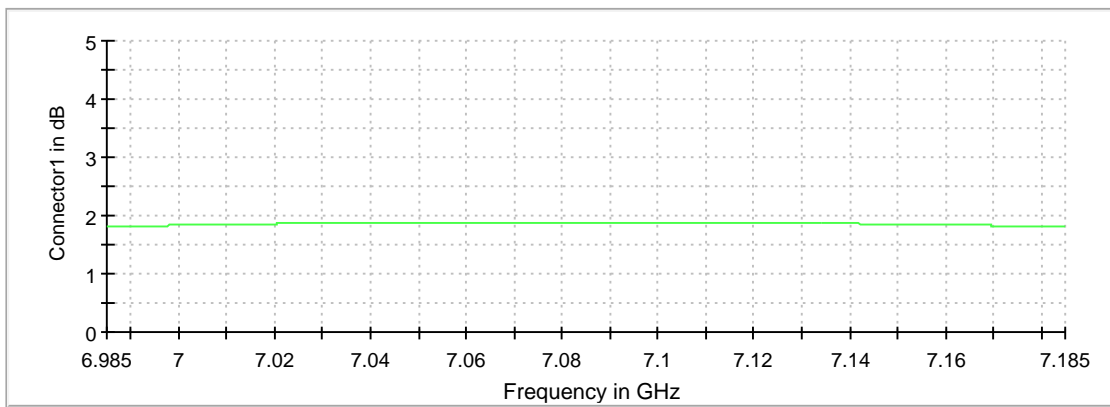


Gain



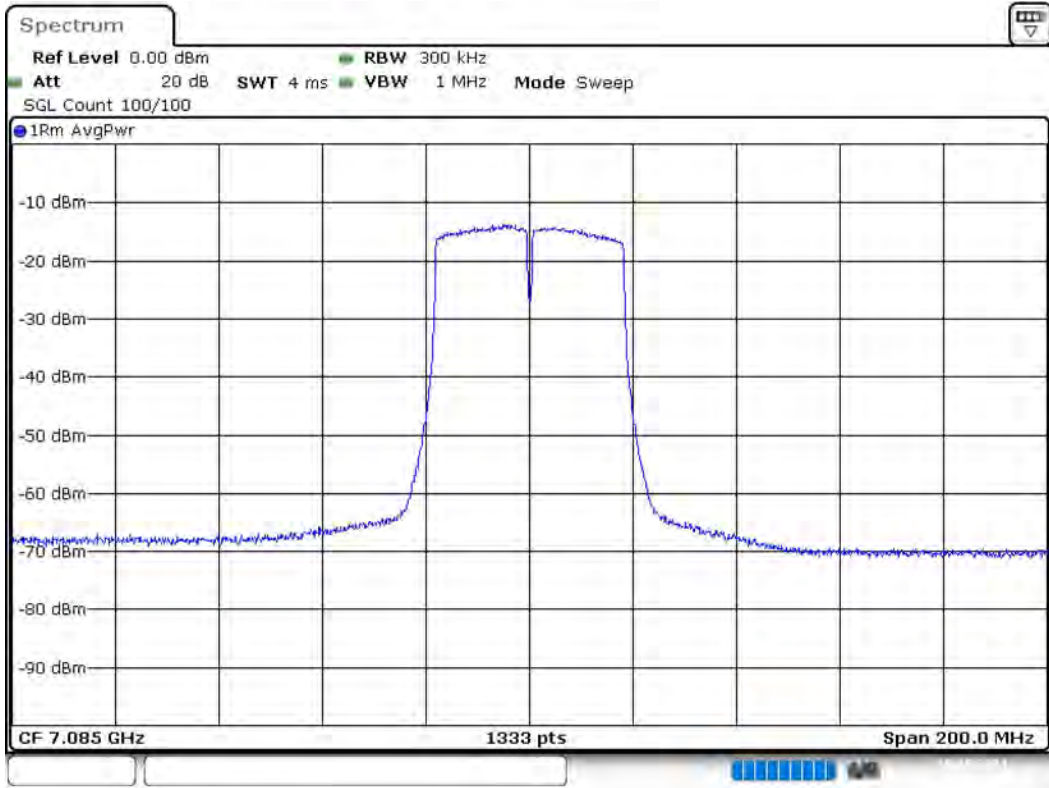
Connector1

Attenuation



Connector1

In Band Connector 1_0



Date: 10.MAY.2021 11:06:47

Occupied Channel Bandwidth 99% (7085 MHz; 24.000 dBm; 40 MHz)

Customized settings.

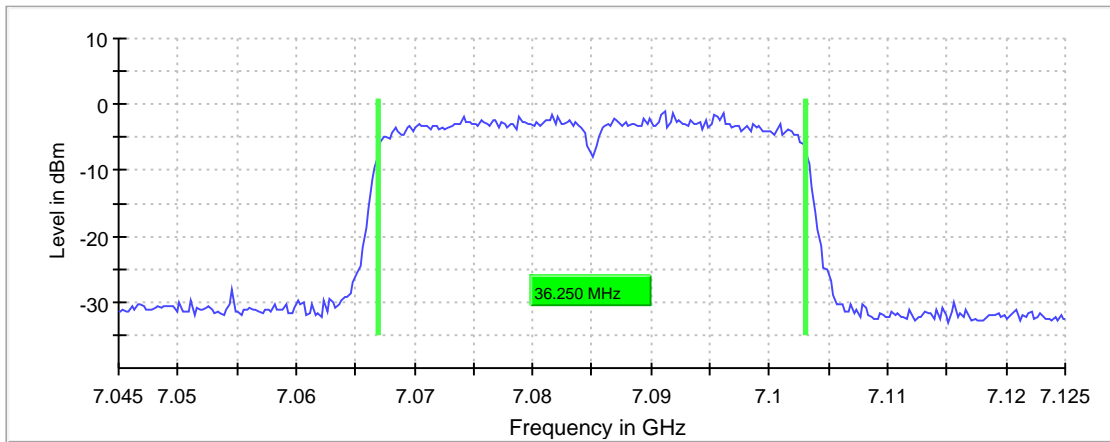
99 % Bandwidth

DUT Frequency (MHz)	Bandwidth (MHz)	Limit Min (MHz)	Limit Max (MHz)	Band Edge Left (MHz)	Limit Min BE L (MHz)
7085.000000	36.250000	---	320.000000	7066.875000	5925.000000

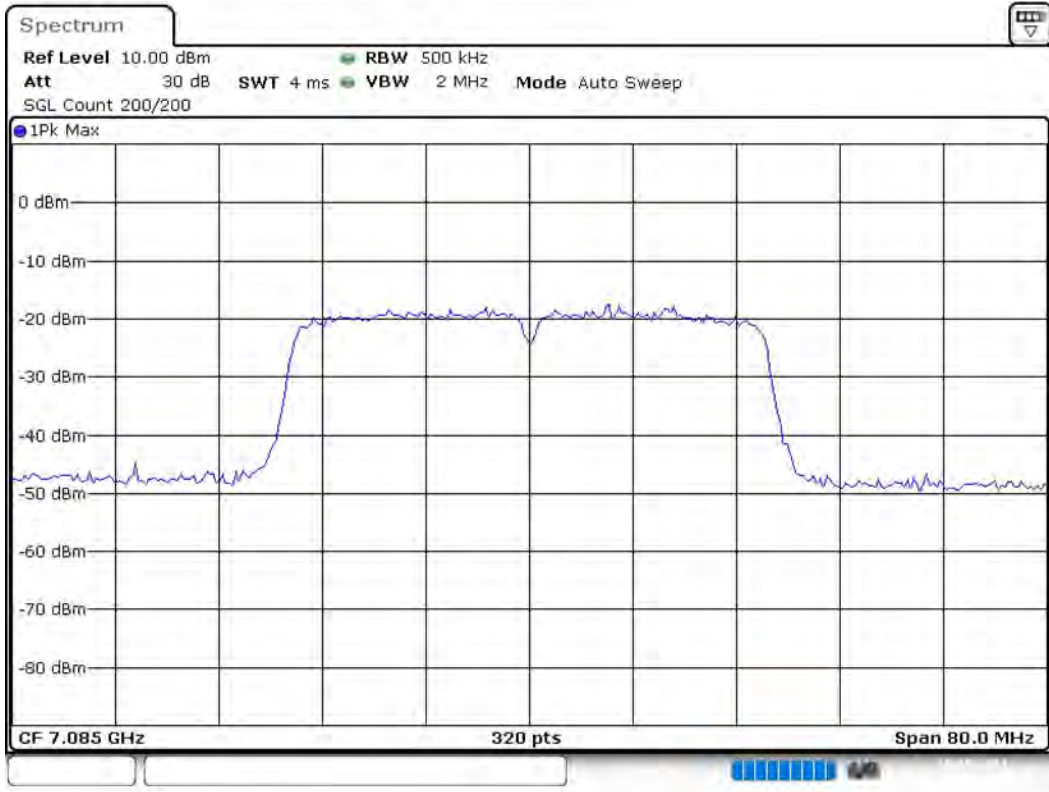
(continuation of the "99 % Bandwidth" table from column 6 ...)

DUT Frequency (MHz)	Band Edge Right (MHz)	Limit Max BE R (MHz)	Result
7085.000000	7103.125000	7125.000000	PASS

99 % Bandwidth



Bandwidth



Date: 10.MAY.2021 11:08:57

Emission Bandwidth 26 dB (6945 MHz; 24.000 dBm; 80 MHz)

Customized settings.

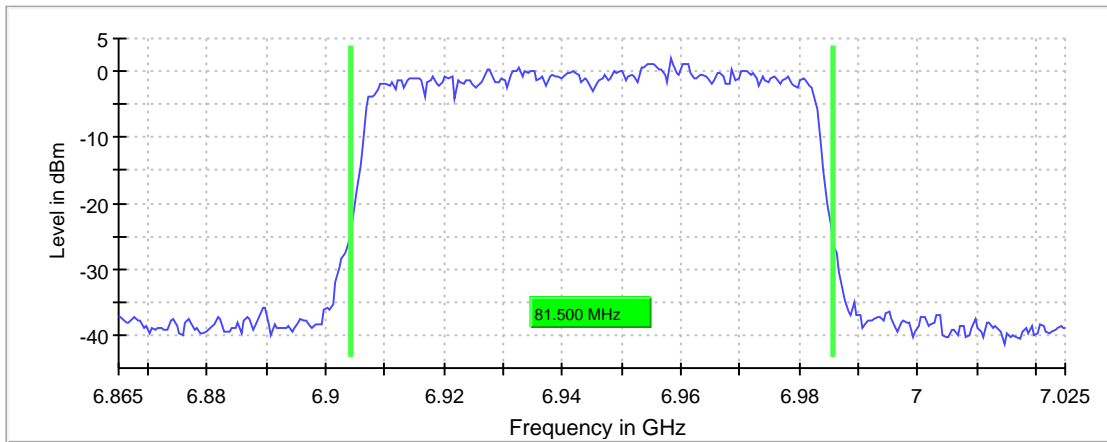
26 dB Bandwidth

DUT Frequency (MHz)	Bandwidth (MHz)	Limit Min (MHz)	Limit Max (MHz)	Band Edge Left (MHz)	Limit Min BE L (MHz)
6945.000000	81.500000	---	320.000000	6904.250000	---

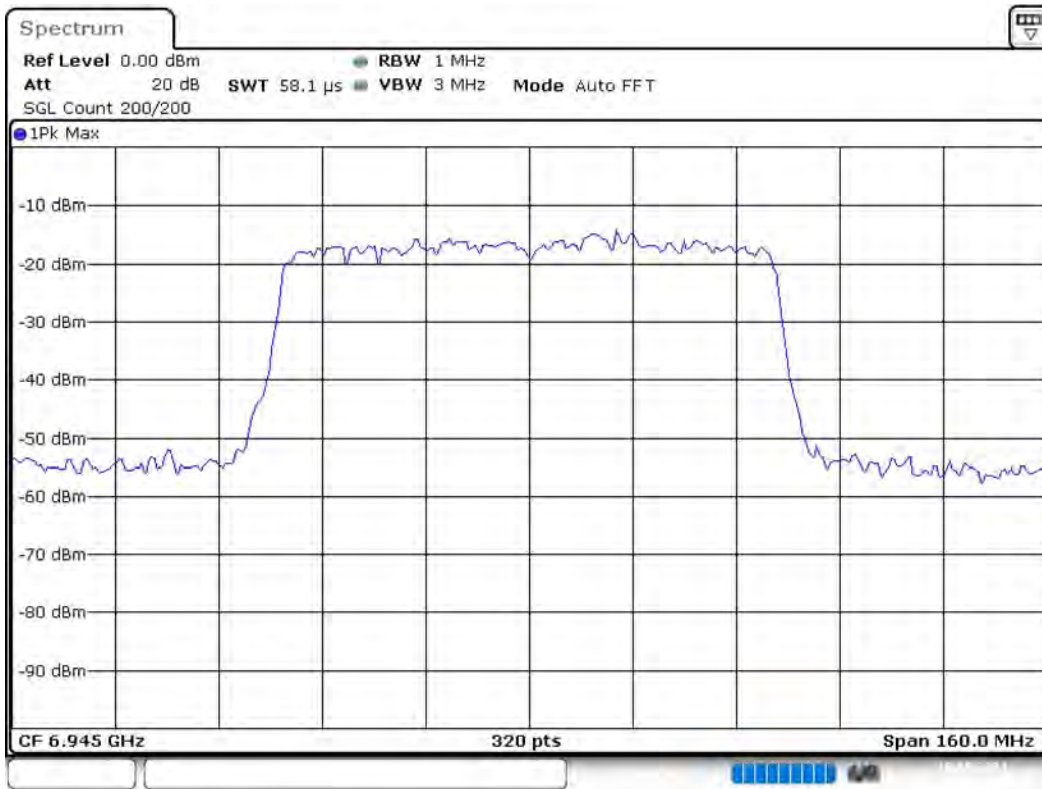
(continuation of the "26 dB Bandwidth" table from column 6 ...)

DUT Frequency (MHz)	Band Edge Right (MHz)	Limit Max BE R (MHz)	Max Level (dBm)	Result
6945.000000	6985.750000	---	2.0	PASS

26 dB Bandwidth



Bandwidth



Date: 10.MAY.2021 11:09:31

In-Band Emissions (6945 MHz; 24.000 dBm; 80 MHz)

Customized settings.

Result

DUT Frequency (MHz)	Result
6945.000000	PASS

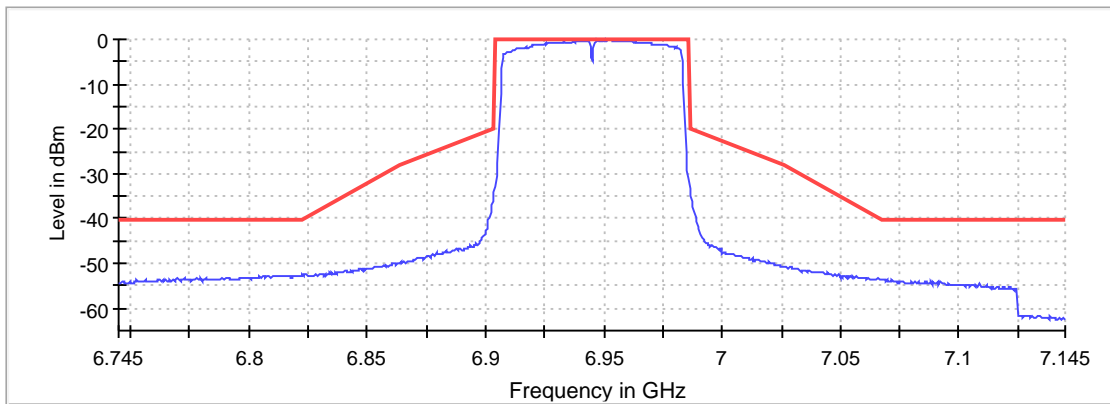
Inband Peak

Frequency (MHz)	Level (dBm)
6950.250000	0.0

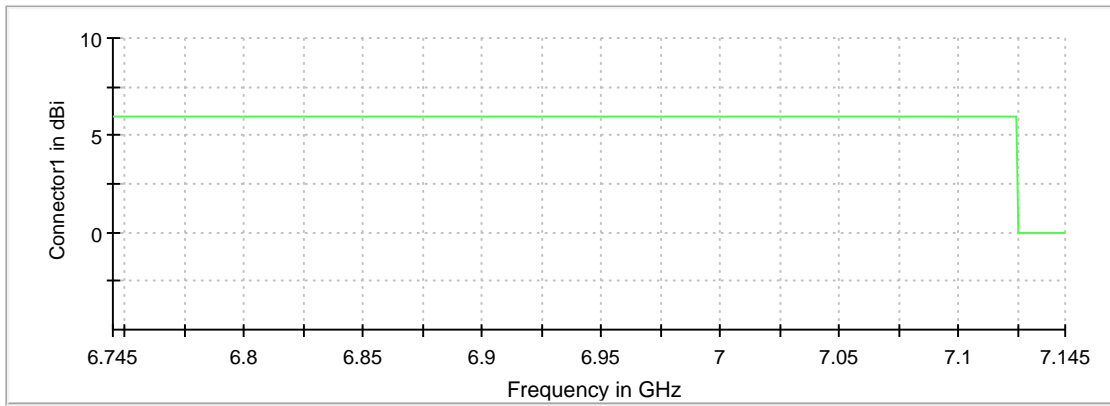
Measurements

Frequency (MHz)	Level (dBm)	Margin (dB)	Limit (dBm)	Result
6950.250000	0.0	0.0	0.0	PASS
6951.750000	-0.1	0.0	0.0	PASS
6952.250000	-0.1	0.1	0.0	PASS
6952.750000	-0.1	0.1	0.0	PASS
6953.250000	-0.2	0.2	0.0	PASS
6947.250000	-0.2	0.2	0.0	PASS
6947.750000	-0.2	0.2	0.0	PASS
6954.250000	-0.2	0.2	0.0	PASS
6957.250000	-0.2	0.2	0.0	PASS
6953.750000	-0.2	0.2	0.0	PASS
6948.250000	-0.3	0.2	0.0	PASS
6951.250000	-0.3	0.2	0.0	PASS
6955.750000	-0.3	0.3	0.0	PASS
6957.750000	-0.3	0.3	0.0	PASS
6950.750000	-0.3	0.3	0.0	PASS

In Band

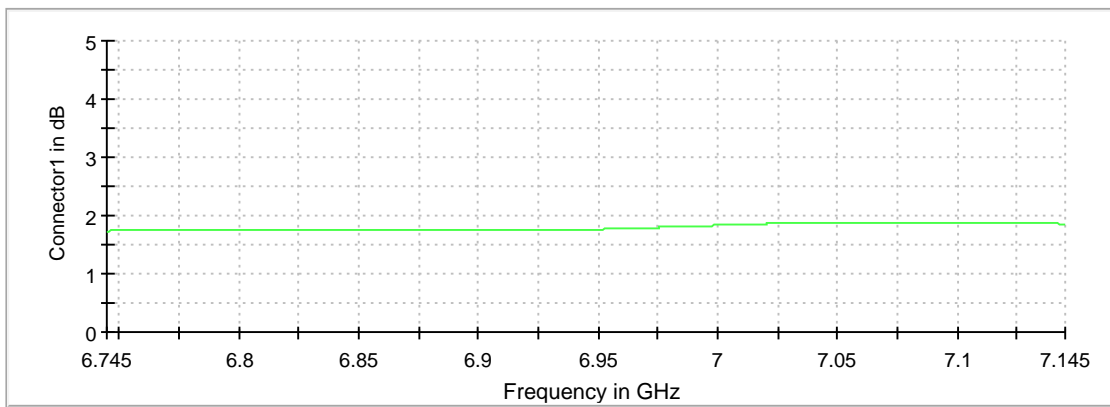


Gain



Connector1

Attenuation



Connector1

In Band Connector 1_0



Date: 10.MAY.2021 11:10:32

Occupied Channel Bandwidth 99% (6945 MHz; 24.000 dBm; 80 MHz)

Customized settings.

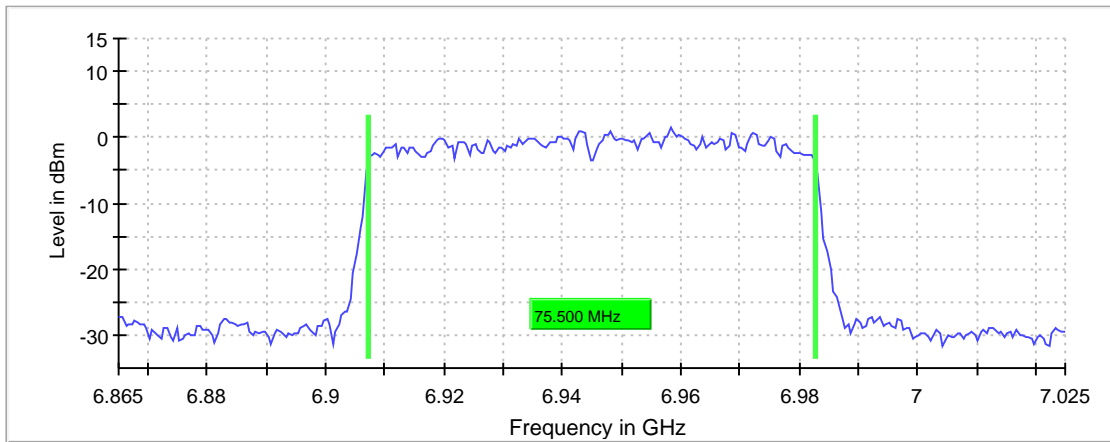
99 % Bandwidth

DUT Frequency (MHz)	Bandwidth (MHz)	Limit Min (MHz)	Limit Max (MHz)	Band Edge Left (MHz)	Limit Min BE L (MHz)
6945.000000	75.500000	---	320.000000	6907.250000	5925.000000

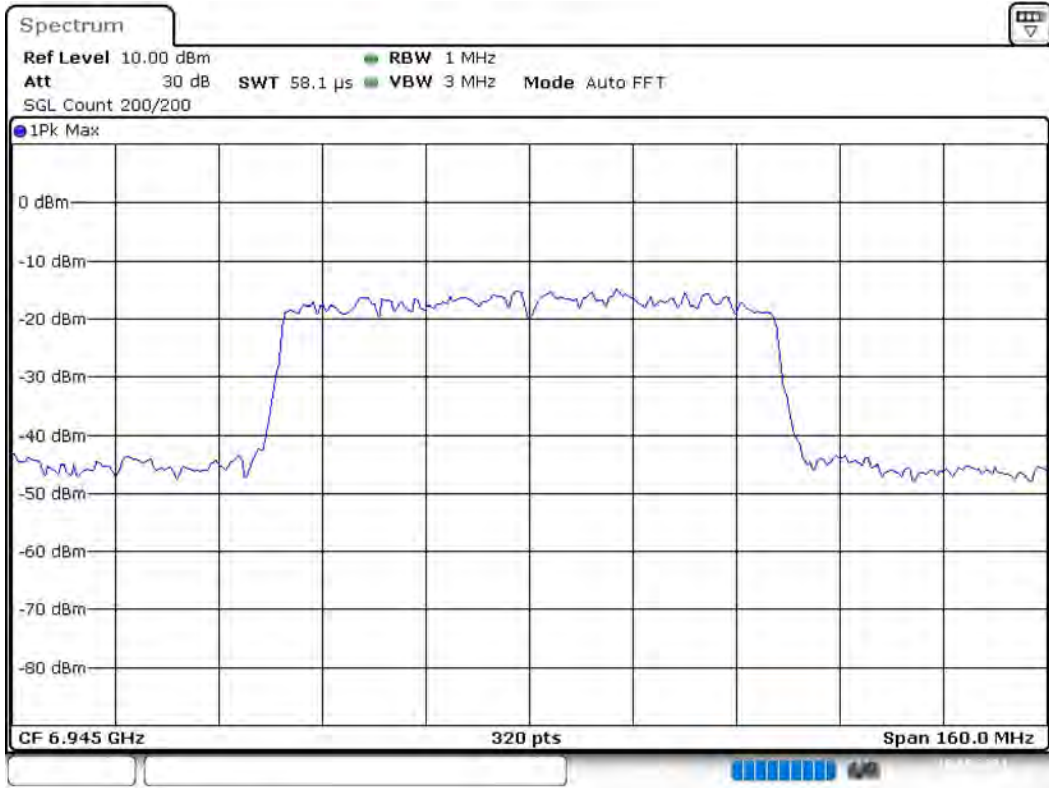
(continuation of the "99 % Bandwidth" table from column 6 ...)

DUT Frequency (MHz)	Band Edge Right (MHz)	Limit Max BE R (MHz)	Result
6945.000000	6982.750000	7125.000000	PASS

99 % Bandwidth



Bandwidth



Date: 10.MAY.2021 11:10:57

Emission Bandwidth 26 dB (7025 MHz; 24.000 dBm; 80 MHz)

Customized settings.

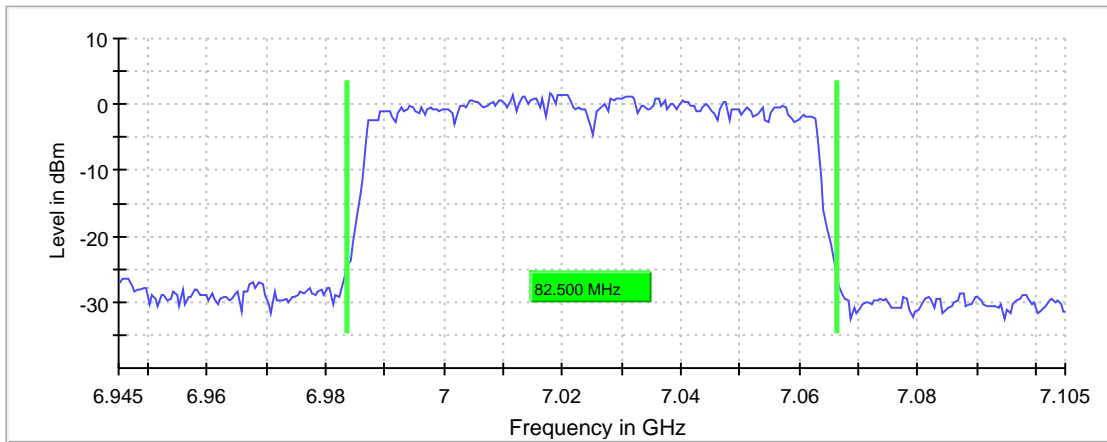
26 dB Bandwidth

DUT Frequency (MHz)	Bandwidth (MHz)	Limit Min (MHz)	Limit Max (MHz)	Band Edge Left (MHz)	Limit Min BE L (MHz)
7025.000000	82.500000	---	320.000000	6983.750000	---

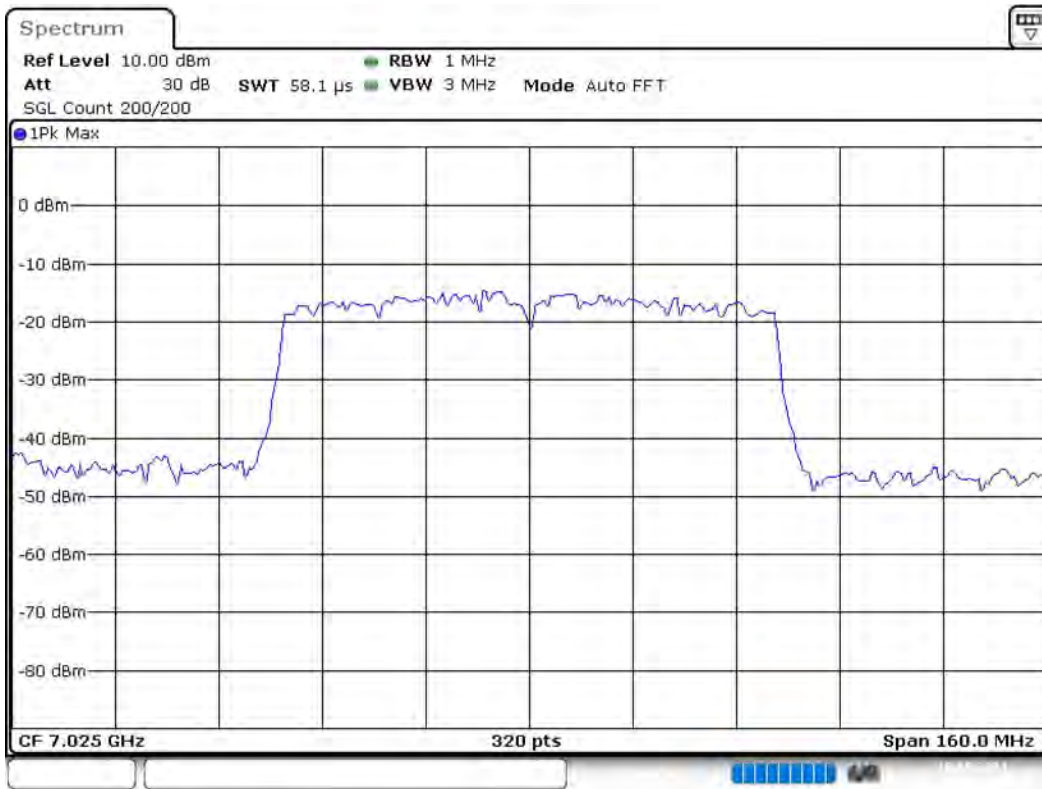
(continuation of the "26 dB Bandwidth" table from column 6 ...)

DUT Frequency (MHz)	Band Edge Right (MHz)	Limit Max BE R (MHz)	Max Level (dBm)	Result
7025.000000	7066.250000	---	1.8	PASS

26 dB Bandwidth



Bandwidth



Date: 10.MAY.2021 11:11:30

In-Band Emissions (7025 MHz; 24.000 dBm; 80 MHz)

Customized settings.

Result

DUT Frequency (MHz)	Result
7025.000000	PASS

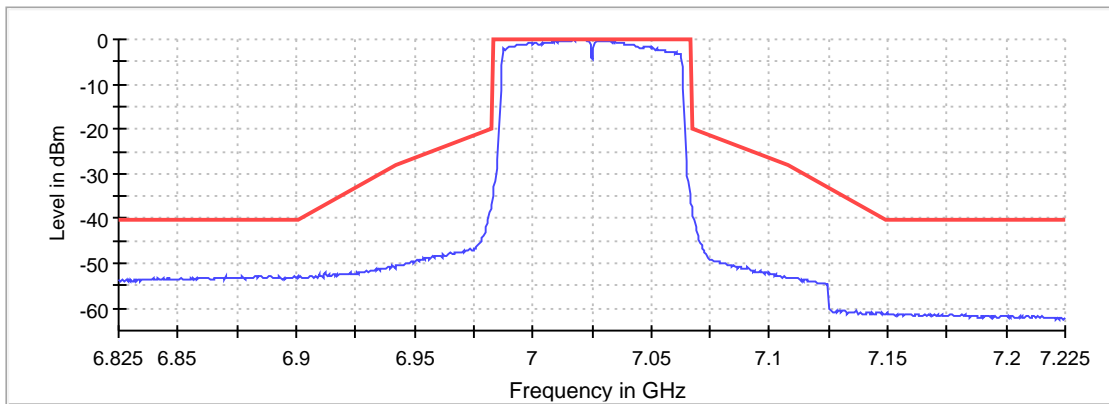
Inband Peak

Frequency (MHz)	Level (dBm)
7021.750000	-0.1

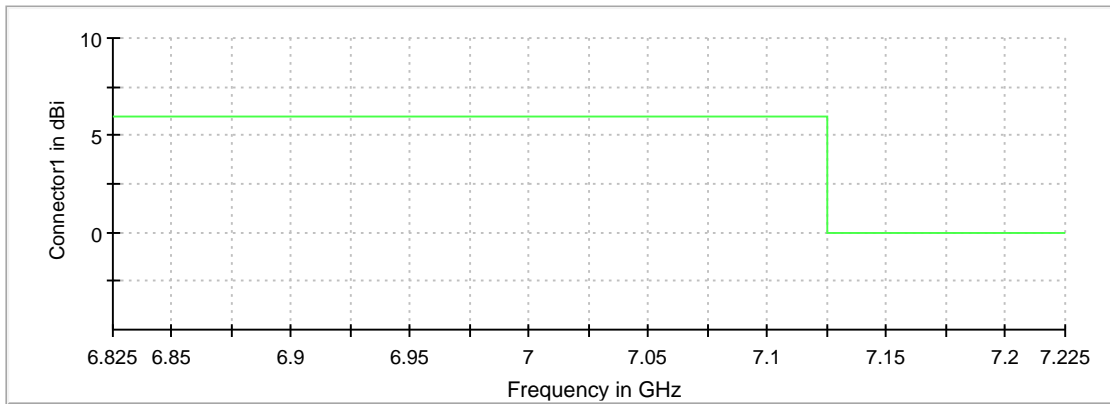
Measurements

Frequency (MHz)	Level (dBm)	Margin (dB)	Limit (dBm)	Result
7019.750000	-0.1	0.0	-0.1	PASS
7022.250000	-0.1	0.0	-0.1	PASS
7021.250000	-0.1	0.0	-0.1	PASS
7020.250000	-0.1	0.0	-0.1	PASS
7020.750000	-0.1	0.1	-0.1	PASS
7018.750000	-0.2	0.1	-0.1	PASS
7017.250000	-0.2	0.1	-0.1	PASS
7019.250000	-0.2	0.1	-0.1	PASS
7018.250000	-0.2	0.1	-0.1	PASS
7013.750000	-0.2	0.1	-0.1	PASS
7028.250000	-0.2	0.1	-0.1	PASS
7023.250000	-0.2	0.1	-0.1	PASS
7015.250000	-0.3	0.2	-0.1	PASS
7022.750000	-0.3	0.2	-0.1	PASS
7027.750000	-0.3	0.2	-0.1	PASS

In Band

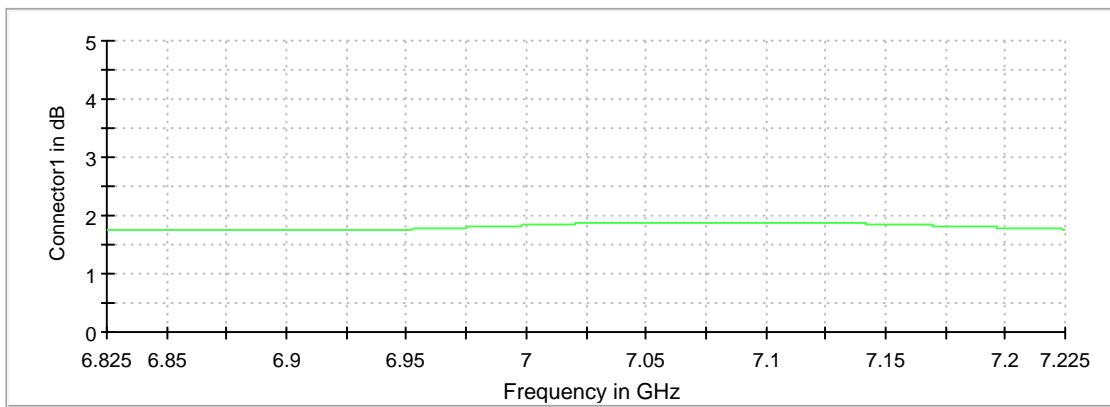


Gain



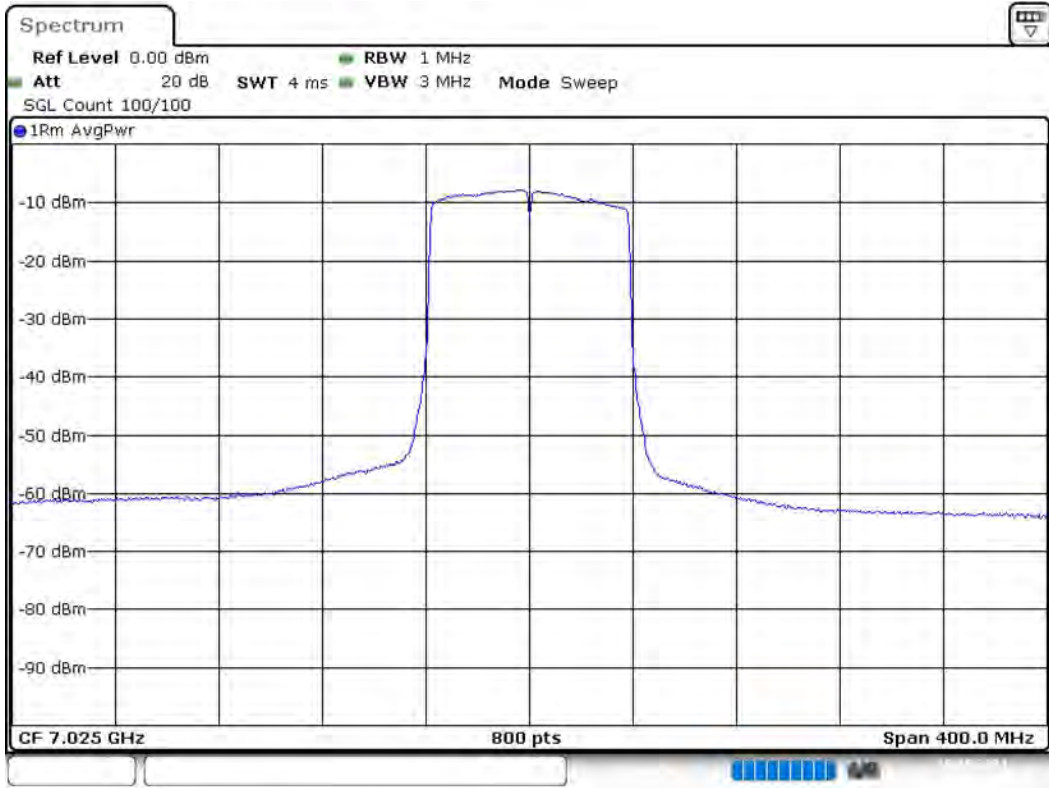
Connector1

Attenuation



Connector1

In Band Connector 1_0



Date: 10.MAY.2021 11:12:30

Occupied Channel Bandwidth 99% (7025 MHz; 24.000 dBm; 80 MHz)

Customized settings.

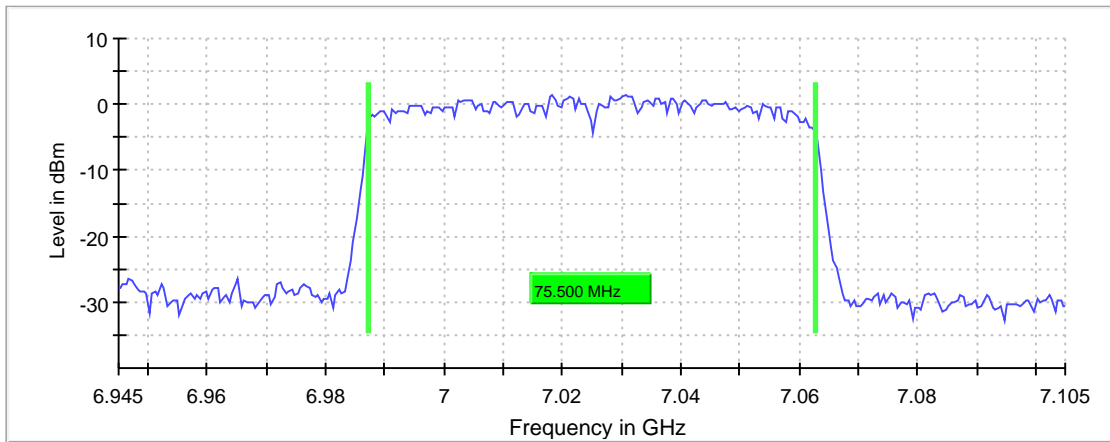
99 % Bandwidth

DUT Frequency (MHz)	Bandwidth (MHz)	Limit Min (MHz)	Limit Max (MHz)	Band Edge Left (MHz)	Limit Min BE L (MHz)
7025.000000	75.500000	---	320.000000	6987.250000	5925.000000

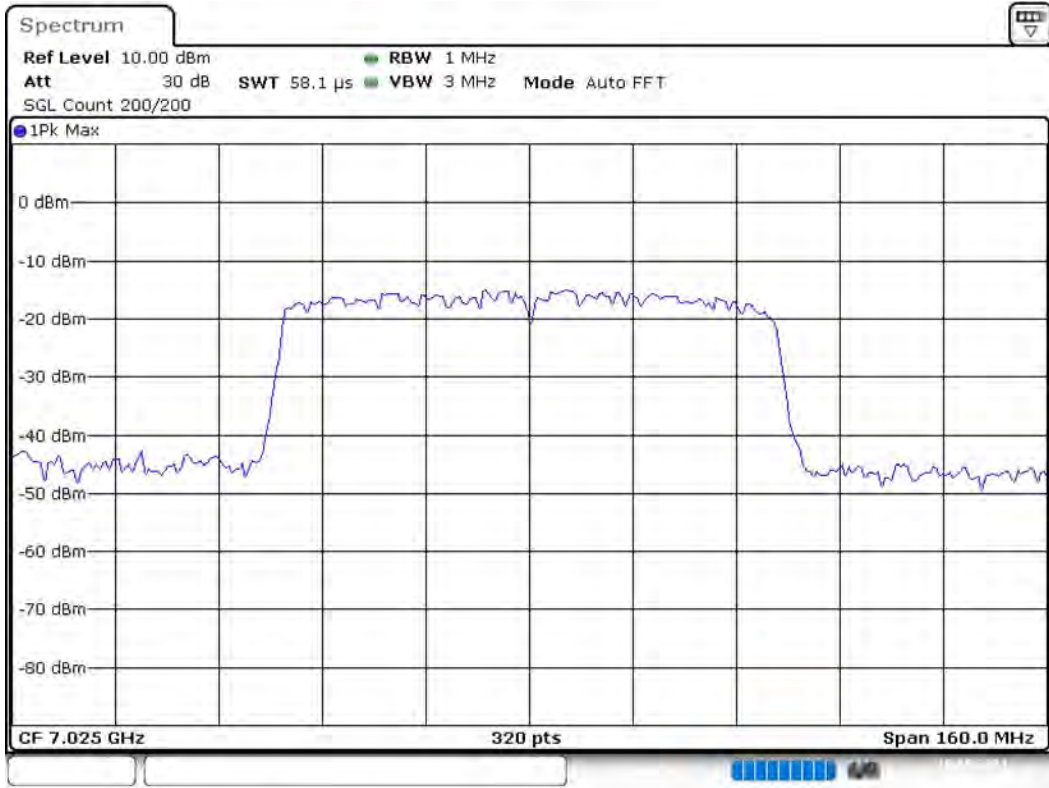
(continuation of the "99 % Bandwidth" table from column 6 ...)

DUT Frequency (MHz)	Band Edge Right (MHz)	Limit Max BE R (MHz)	Result
7025.000000	7062.750000	7125.000000	PASS

99 % Bandwidth



Bandwidth



Emission Bandwidth 26 dB (6985 MHz; 24.000 dBm; 160 MHz)

Customized settings.

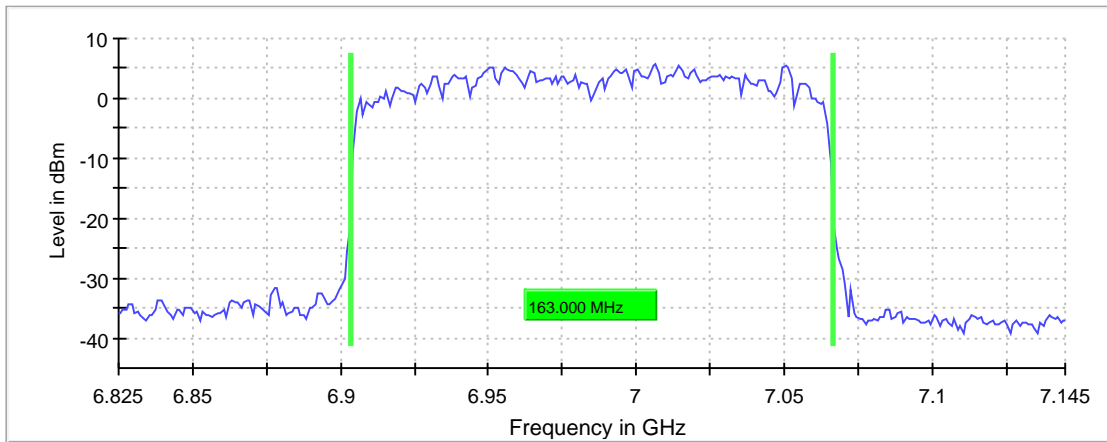
26 dB Bandwidth

DUT Frequency (MHz)	Bandwidth (MHz)	Limit Min (MHz)	Limit Max (MHz)	Band Edge Left (MHz)	Limit Min BE L (MHz)
6985.000000	163.000000	---	320.000000	6903.500000	---

(continuation of the "26 dB Bandwidth" table from column 6 ...)

DUT Frequency (MHz)	Band Edge Right (MHz)	Limit Max BE R (MHz)	Max Level (dBm)	Result
6985.000000	7066.500000	---	5.7	PASS

26 dB Bandwidth



Bandwidth



Date: 10.MAY.2021 11:13:29

In-Band Emissions (6985 MHz; 24.000 dBm; 160 MHz)

Customized settings.

Result

DUT Frequency (MHz)	Result
6985.000000	PASS

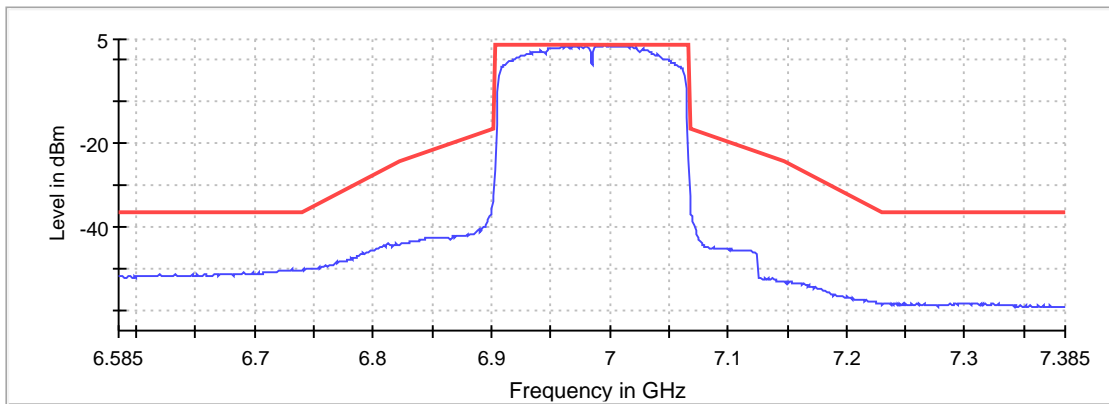
Inband Peak

Frequency (MHz)	Level (dBm)
6995.500000	3.6

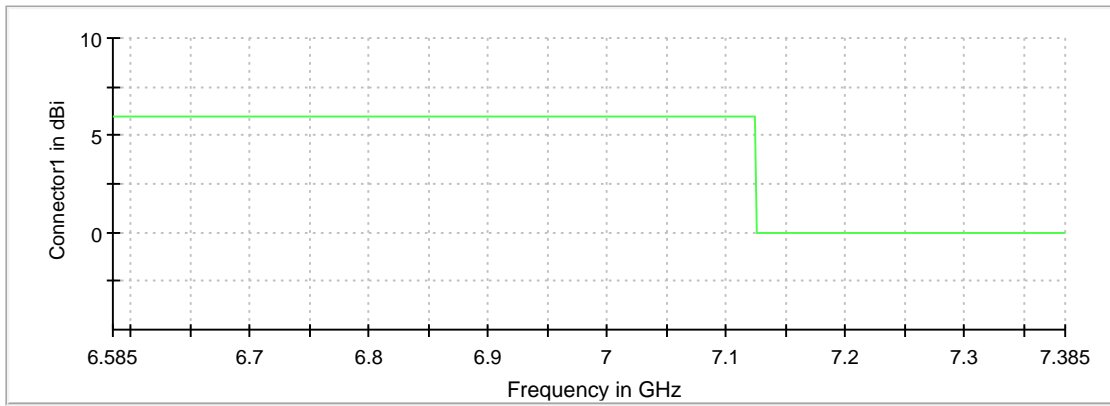
Measurements

Frequency (MHz)	Level (dBm)	Margin (dB)	Limit (dBm)	Result
6996.500000	3.5	0.1	3.6	PASS
6999.500000	3.5	0.1	3.6	PASS
6998.500000	3.5	0.2	3.6	PASS
6997.500000	3.4	0.2	3.6	PASS
6993.500000	3.4	0.3	3.6	PASS
6991.500000	3.4	0.3	3.6	PASS
7010.500000	3.4	0.3	3.6	PASS
6989.500000	3.4	0.3	3.6	PASS
6994.500000	3.3	0.3	3.6	PASS
7008.500000	3.3	0.3	3.6	PASS
6969.500000	3.3	0.3	3.6	PASS
7014.500000	3.3	0.4	3.6	PASS
6974.500000	3.3	0.4	3.6	PASS
6978.500000	3.3	0.4	3.6	PASS
7001.500000	3.3	0.4	3.6	PASS

In Band

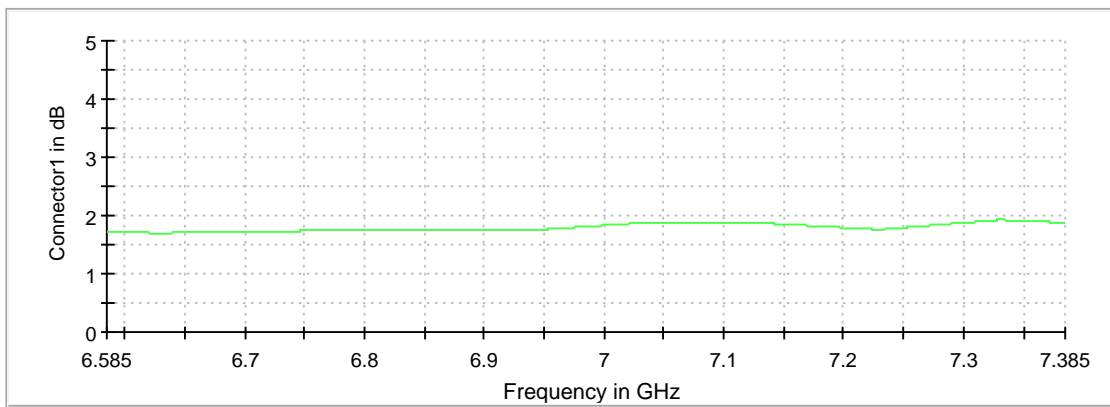


Gain



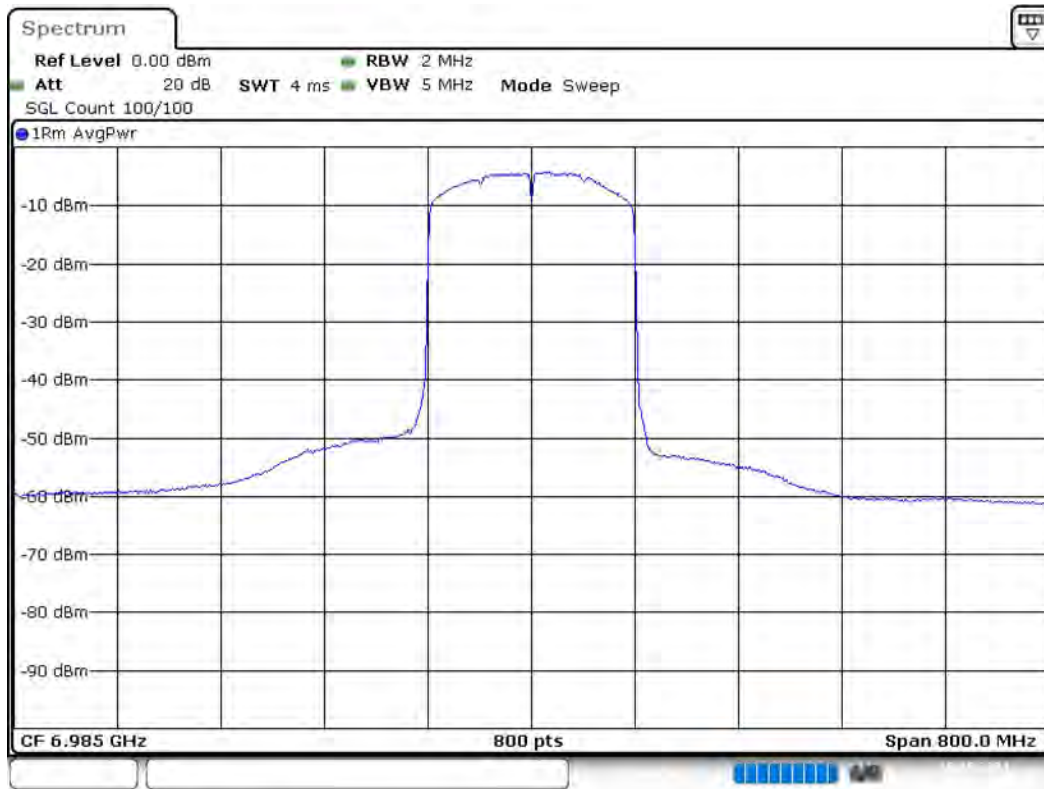
Connector1

Attenuation



Connector1

In Band Connector 1_0



Date: 10.MAY.2021 11:14:31

Occupied Channel Bandwidth 99% (6985 MHz; 24.000 dBm; 160 MHz)

Customized settings.

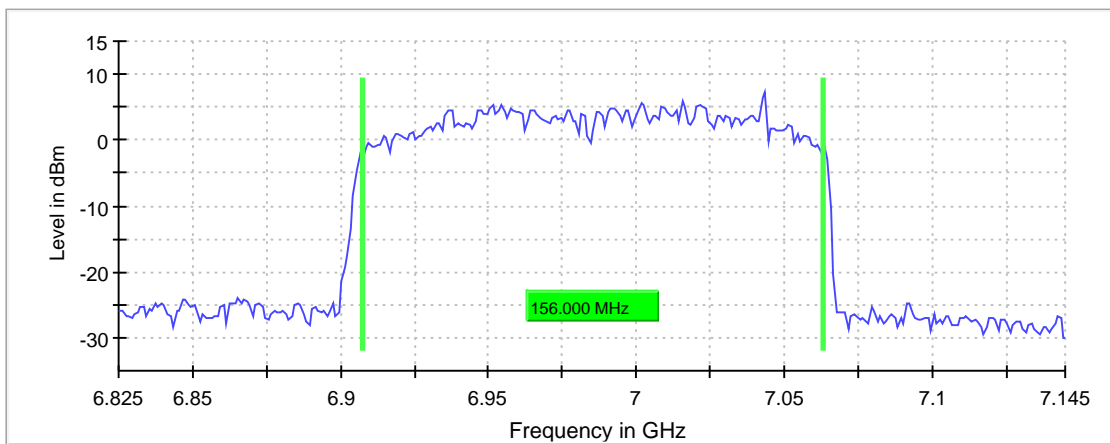
99 % Bandwidth

DUT Frequency (MHz)	Bandwidth (MHz)	Limit Min (MHz)	Limit Max (MHz)	Band Edge Left (MHz)	Limit Min BE L (MHz)
6985.000000	156.000000	---	320.000000	6907.500000	5925.000000

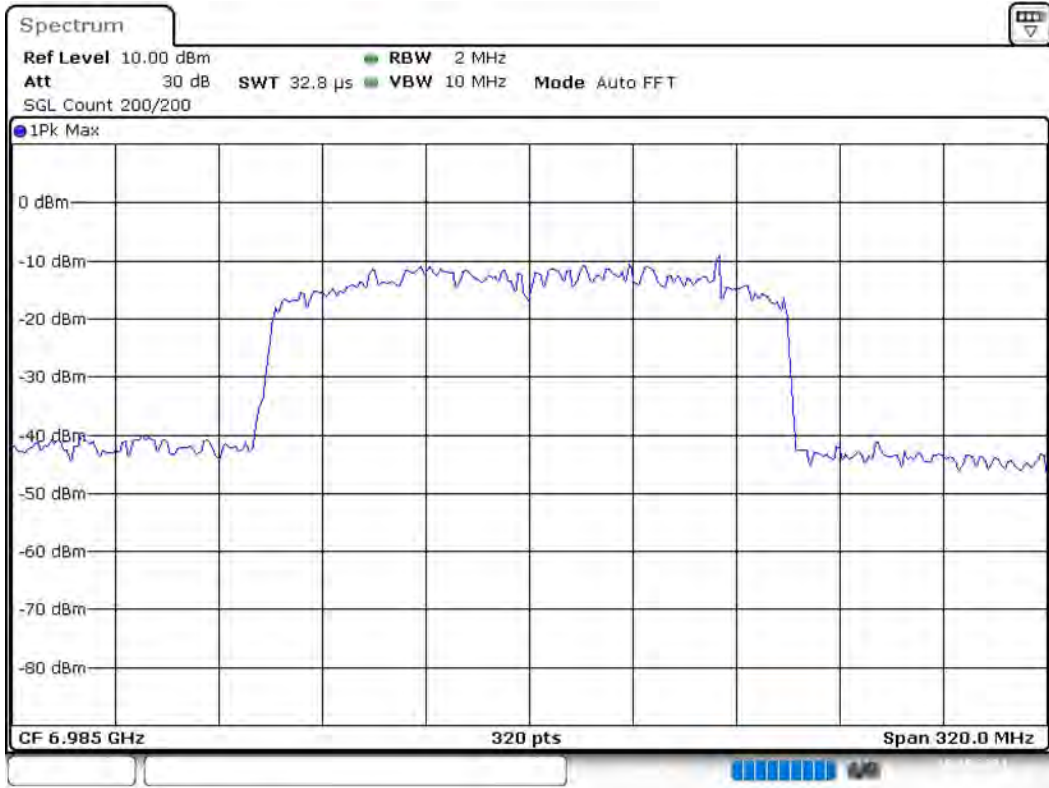
(continuation of the "99 % Bandwidth" table from column 6 ...)

DUT Frequency (MHz)	Band Edge Right (MHz)	Limit Max BE R (MHz)	Result
6985.000000	7063.500000	7125.000000	PASS

99 % Bandwidth



Bandwidth



Date: 10.MAY.2021 11:14:58

Tx Spurious Emission (6985 MHz; 24.000 dBm; 160 MHz)

Customized settings.

Result

DUT Frequency (MHz)	Result
6985.000000	PASS

Final measurements

Frequency (MHz)	Level Pre Measurement (dBm)	level (dBm)	Limit (dBm)	Margin (dB)	Result
---	---	---	---	---	---

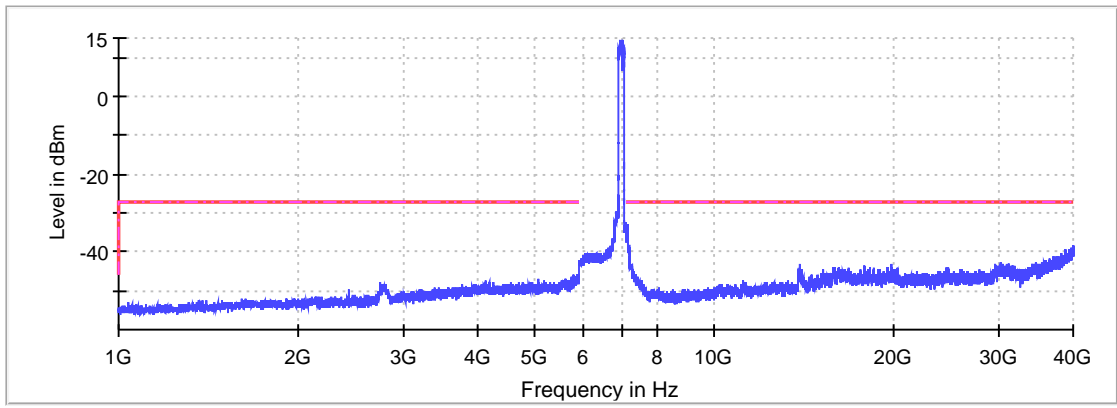
Pre Measurements

Frequency (MHz)	Level (dBm)	Margin (dB)	Limit (dBm)
7131.750000	-32.4	5.4	-27.0
7128.250000	-32.4	5.4	-27.0
7127.750000	-32.4	5.4	-27.0
7127.250000	-32.6	5.6	-27.0
7131.250000	-32.7	5.7	-27.0
7140.750000	-32.7	5.7	-27.0
7142.750000	-33.2	6.2	-27.0
7138.750000	-33.3	6.3	-27.0
7130.750000	-33.3	6.3	-27.0
7129.750000	-33.3	6.3	-27.0
7135.750000	-33.3	6.3	-27.0
7143.250000	-33.4	6.4	-27.0
7125.750000	-33.4	6.4	-27.0
7132.250000	-33.5	6.5	-27.0
7126.250000	-33.5	6.5	-27.0

Measurement Settings

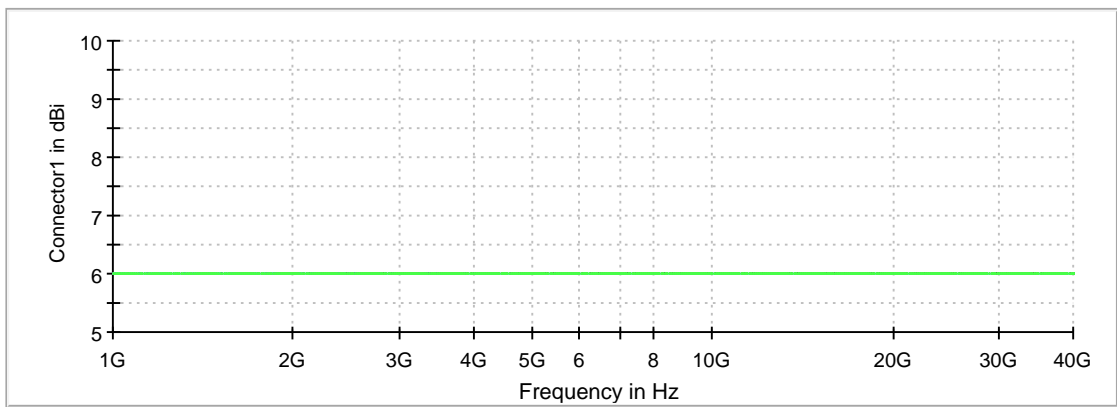
Start Frequency (MHz)	Stop Frequency (MHz)	Pre Measurement	Final Measurement
1000.000000	5925.000000	2	2
5925.000000	7125.000000	2	2
7125.000000	18000.000000	2	2
18000.000000	26000.000000	2	2
26000.000000	40000.000000	2	2

Spurious



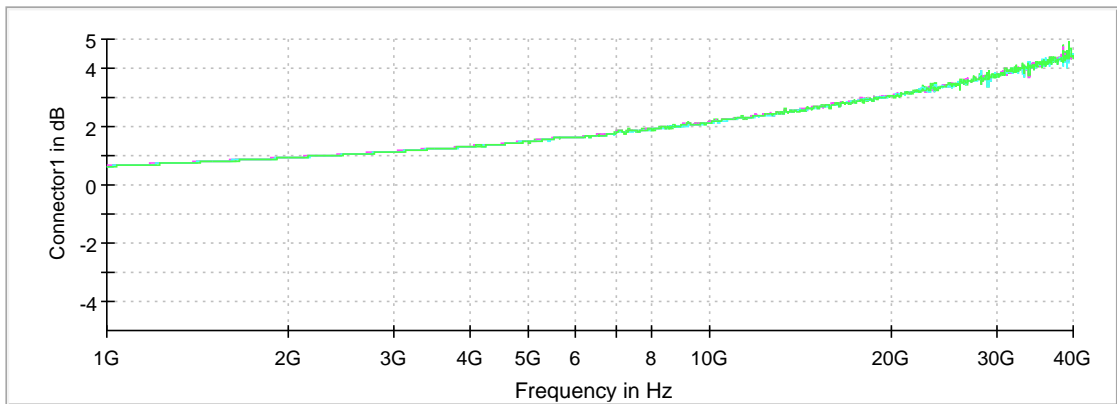
— Limit - - - - Threshold × Critical × Final Critical — Sum Level

Gain



— Connector1 — Connector2 — Connector3 — Connector4

Attenuation



— Connector1 — Connector2 — Connector3 — Connector4

Emissions in restricted frequency bands (Average) (6985 MHz; 24.000 dBm; 160 MHz)

Customized settings.

Result

DUT Frequency (MHz)	Result
6985.000000	PASS

Final measurements

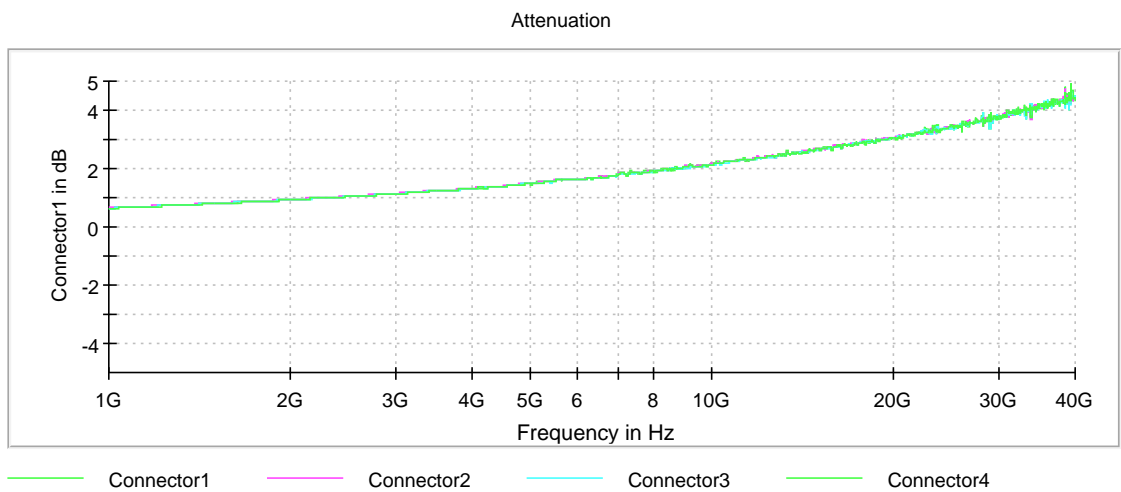
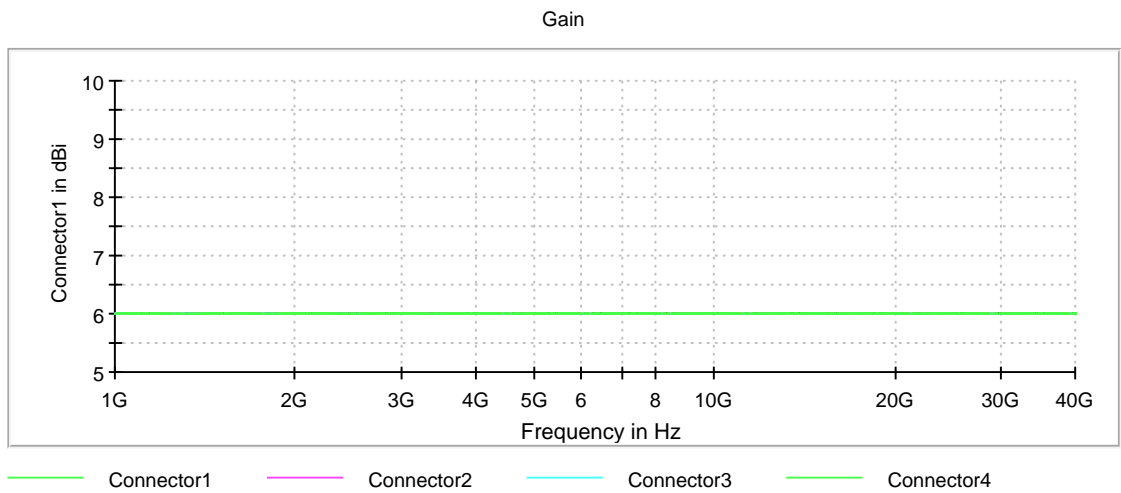
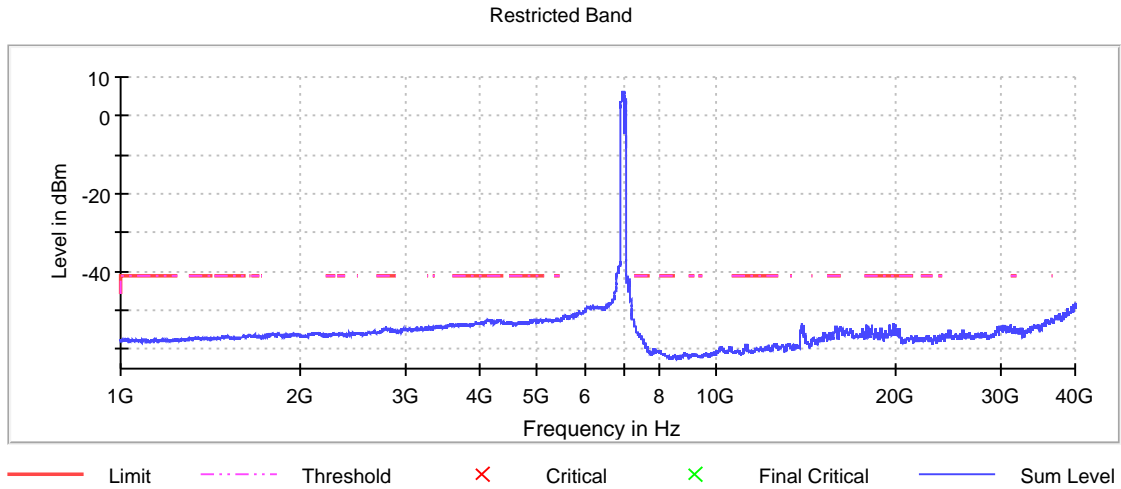
Frequency (MHz)	Level Pre Measurement (dBm)	level (dBm)	Limit (dBm)	Margin (dB)	Result
---	---	---	---	---	---

Pre Measurements

Frequency (MHz)	Level (dBm)	Margin (dB)	Limit (dBm)
5380.250000	-52.1	10.9	-41.2
5400.750000	-52.1	10.9	-41.2
36449.517203	-52.1	10.9	-41.2
5368.750000	-52.1	10.9	-41.2
36471.516515	-52.1	10.9	-41.2
5447.250000	-52.1	10.9	-41.2
36491.453392	-52.1	10.9	-41.2
5397.750000	-52.1	10.9	-41.2
5358.750000	-52.2	11.0	-41.2
36455.017031	-52.2	11.0	-41.2
4942.250000	-52.2	11.0	-41.2
4949.750000	-52.2	11.0	-41.2
5407.250000	-52.2	11.0	-41.2
4309.250000	-52.2	11.0	-41.2
36483.203650	-52.2	11.0	-41.2

Measurement Settings

Start Frequency (MHz)	Stop Frequency (MHz)	Pre Measurement	Final Measurement
1000.000000	5925.000000	1	1
5925.000000	7125.000000	1	1
7125.000000	18000.000000	1	1
18000.000000	40000.000000	1	1



Emissions in restricted frequency bands (Peak) (6985 MHz; 24.000 dBm; 160 MHz)

Customized settings.

Result

DUT Frequency (MHz)	Result
6985.000000	PASS

Final measurements

Frequency (MHz)	Level Pre Measurement (dBm)	level (dBm)	Limit (dBm)	Margin (dB)	Result
---	---	---	---	---	---

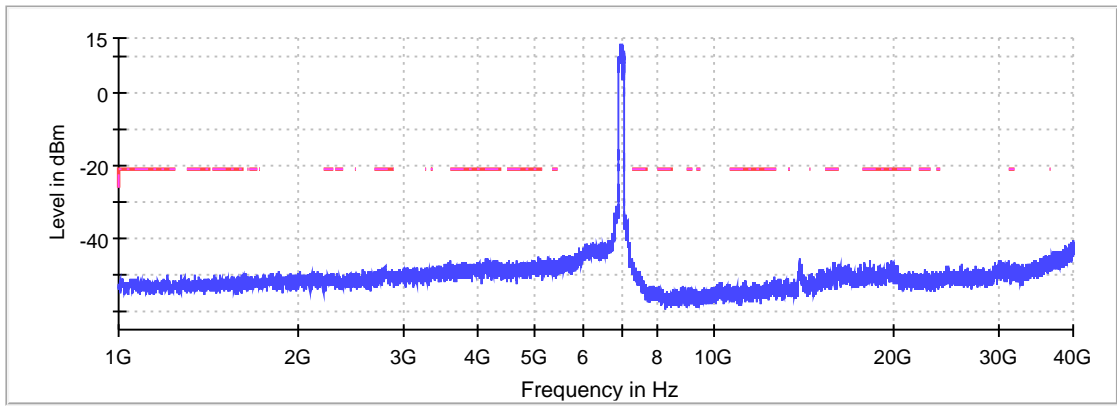
Pre Measurements

Frequency (MHz)	Level (dBm)	Margin (dB)	Limit (dBm)
36444.017374	-44.6	23.4	-21.2
36435.767632	-44.8	23.6	-21.2
5062.750000	-45.0	23.8	-21.2
36490.078435	-45.0	23.8	-21.2
36433.017718	-45.2	24.0	-21.2
36455.704509	-45.2	24.0	-21.2
36465.329208	-45.3	24.1	-21.2
5388.250000	-45.4	24.2	-21.2
36436.455111	-45.5	24.3	-21.2
5094.250000	-45.6	24.4	-21.2
36437.830068	-45.6	24.4	-21.2
4162.750000	-45.6	24.4	-21.2
36494.890785	-45.6	24.4	-21.2
36430.955283	-45.7	24.5	-21.2
7260.250000	-45.7	24.5	-21.2

Measurement Settings

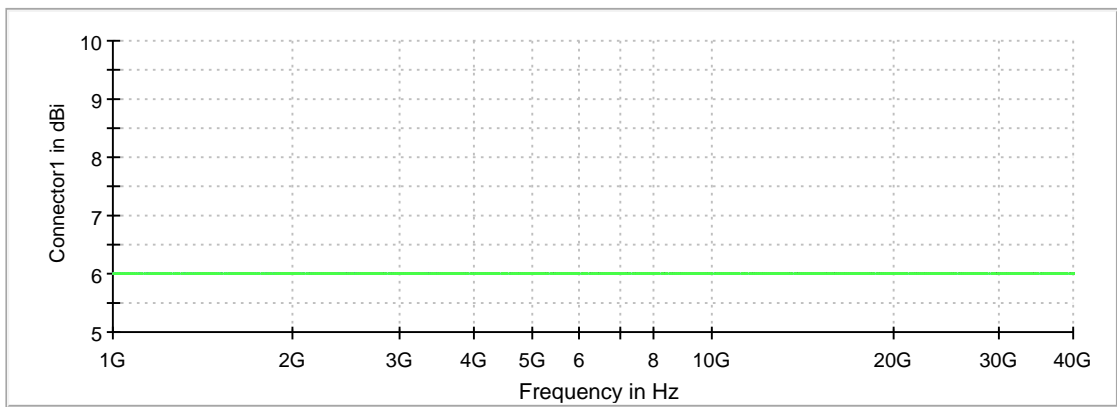
Start Frequency (MHz)	Stop Frequency (MHz)	Pre Measurement	Final Measurement
1000.000000	5925.000000	1	1
5925.000000	7125.000000	1	1
7125.000000	18000.000000	1	1
18000.000000	40000.000000	1	2

Restricted Band



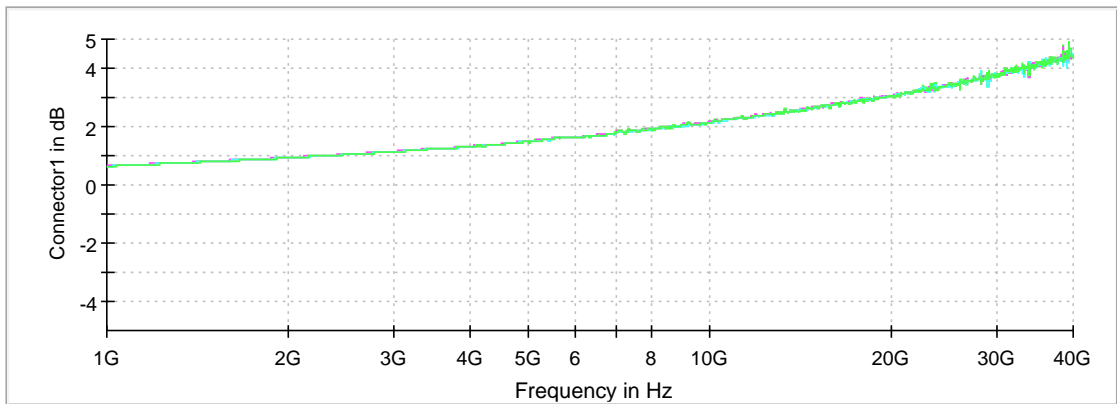
— Limit - - - Threshold × Critical × Final Critical — Sum Level

Gain



— Connector1 — Connector2 — Connector3 — Connector4

Attenuation



— Connector1 — Connector2 — Connector3 — Connector4

Summary

Test	Frequency (MHz)	Nominal Power (dBm)	Nominal Bandwidth (MHz)	Result
Emissions in restricted frequency bands (Average)	7115.000	24.0	20.000000	PASS
Emissions in restricted frequency bands (Peak)	7115.000	24.0	20.000000	PASS
Emissions in restricted frequency bands (Average)	7085.000	24.0	40.000000	PASS
Emissions in restricted frequency bands (Peak)	7085.000	24.0	40.000000	PASS
Emissions in restricted frequency bands (Average)	7025.000	24.0	80.000000	PASS
Emissions in restricted frequency bands (Peak)	7025.000	24.0	80.000000	PASS
Emissions in restricted frequency bands (Average)	6985.000	24.0	160.000000	PASS
Emissions in restricted frequency bands (Peak)	6985.000	24.0	160.000000	PASS

Emissions in restricted frequency bands (Average) (7115 MHz; 24.000 dBm; 20 MHz)

Customized settings.

Result

DUT Frequency (MHz)	Result
7115.000000	PASS

Final measurements

Frequency (MHz)	Level Pre Measurement (dBm)	level (dBm)	Limit (dBm)	Margin (dB)	Result
---	---	---	---	---	---

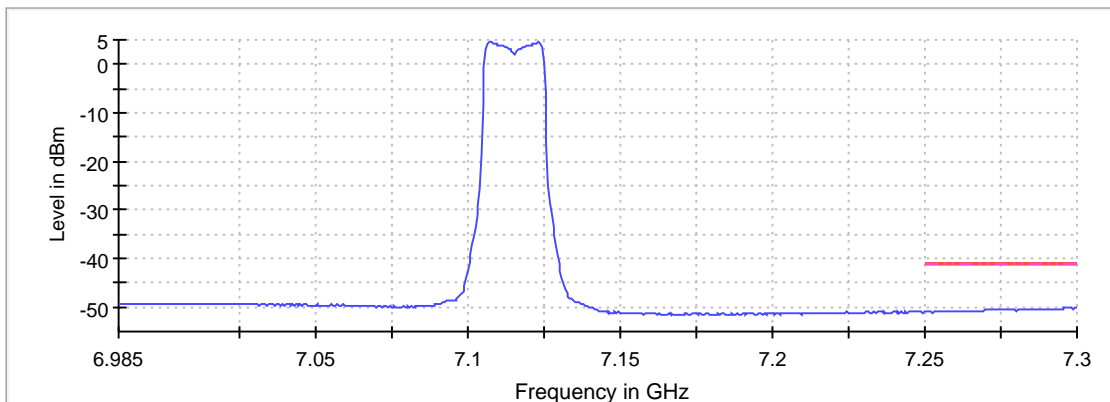
Pre Measurements

Frequency (MHz)	Level (dBm)	Margin (dB)	Limit (dBm)
7295.750000	-50.1	8.9	-41.2
7296.250000	-50.1	8.9	-41.2
7299.250000	-50.2	9.0	-41.2
7297.750000	-50.2	9.0	-41.2
7297.250000	-50.2	9.0	-41.2
7298.250000	-50.2	9.0	-41.2
7296.750000	-50.3	9.1	-41.2
7300.000000	-50.3	9.1	-41.2
7299.750000	-50.3	9.1	-41.2
7291.250000	-50.3	9.1	-41.2
7294.750000	-50.3	9.1	-41.2
7292.750000	-50.3	9.1	-41.2
7290.250000	-50.3	9.1	-41.2
7298.750000	-50.3	9.1	-41.2
7293.750000	-50.4	9.2	-41.2

Measurement Settings

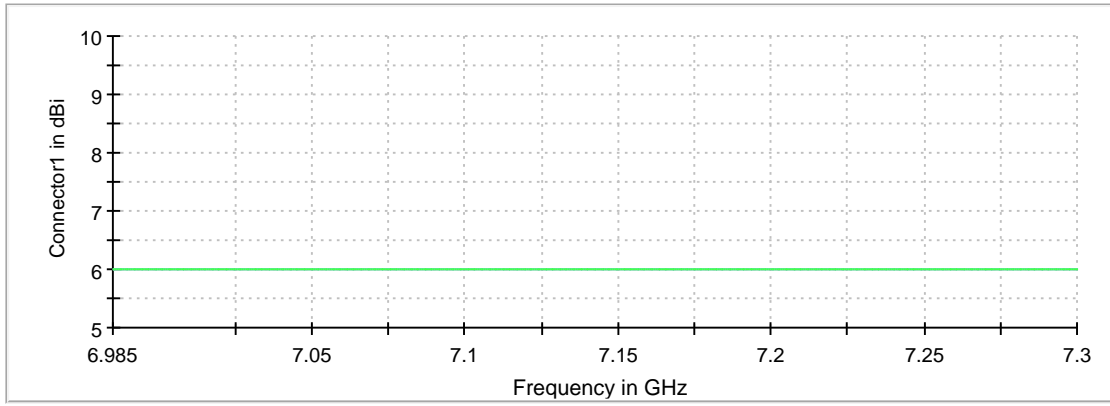
Start Frequency (MHz)	Stop Frequency (MHz)	Pre Measurement	Final Measurement
6985.000000	7300.000000	1	1

Restricted Band



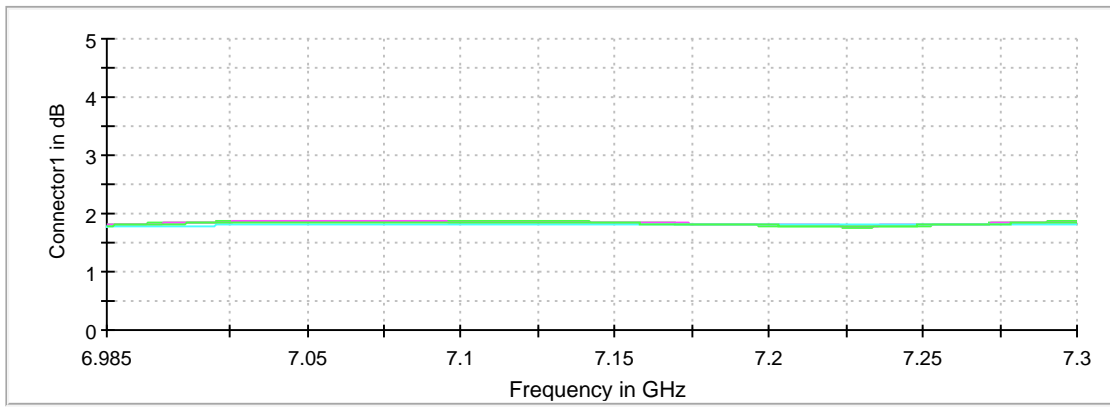
— Limit - - - Threshold × Critical × Final Critical — Sum Level

Gain



Connector1 Connector2 Connector3 Connector4

Attenuation



Connector1 Connector2 Connector3 Connector4

Emissions in restricted frequency bands (Peak) (7115 MHz; 24.000 dBm; 20 MHz)

Customized settings.

Result

DUT Frequency (MHz)	Result
7115.000000	PASS

Final measurements

Frequency (MHz)	Level Pre Measurement (dBm)	level (dBm)	Limit (dBm)	Margin (dB)	Result
---	---	---	---	---	---

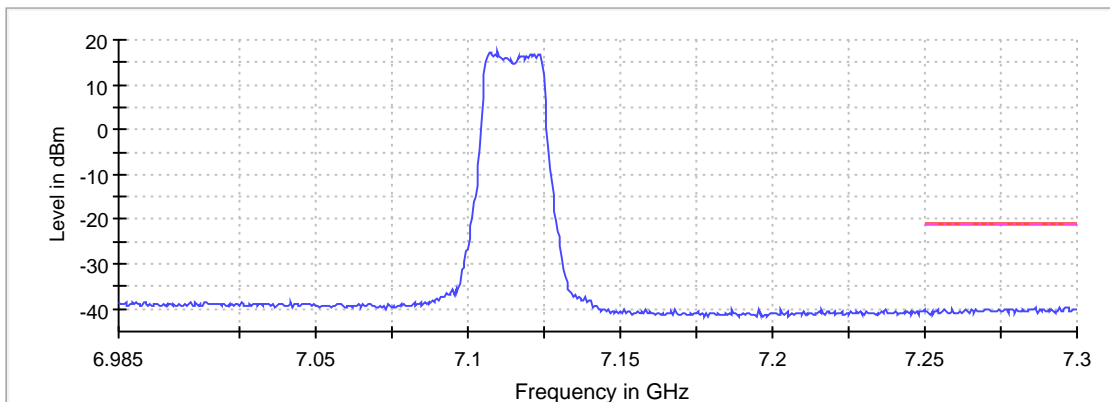
Pre Measurements

Frequency (MHz)	Level (dBm)	Margin (dB)	Limit (dBm)
7296.250000	-39.7	18.5	-21.2
7297.250000	-39.8	18.6	-21.2
7296.750000	-39.9	18.7	-21.2
7294.250000	-39.9	18.7	-21.2
7286.250000	-39.9	18.7	-21.2
7276.250000	-39.9	18.7	-21.2
7278.750000	-39.9	18.7	-21.2
7290.750000	-39.9	18.7	-21.2
7265.250000	-39.9	18.7	-21.2
7285.250000	-40.0	18.8	-21.2
7270.750000	-40.0	18.8	-21.2
7254.250000	-40.0	18.8	-21.2
7277.750000	-40.0	18.8	-21.2
7284.750000	-40.1	18.9	-21.2
7256.250000	-40.1	18.9	-21.2

Measurement Settings

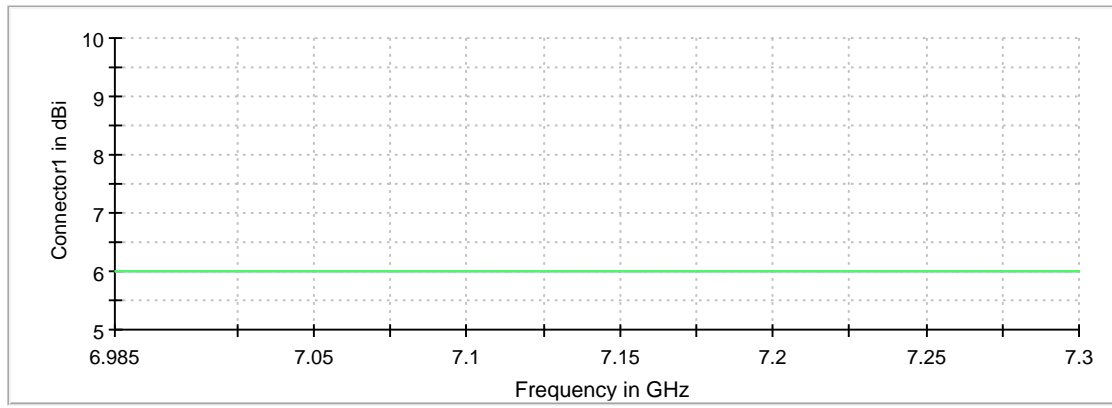
Start Frequency (MHz)	Stop Frequency (MHz)	Pre Measurement	Final Measurement
6985.000000	7300.000000	1	1

Restricted Band



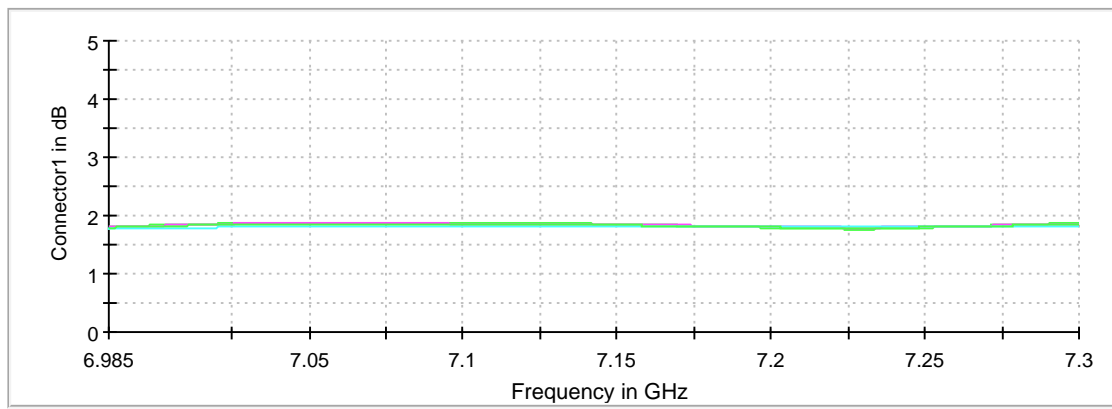
— Limit - - - - Threshold × Critical × Final Critical — Sum Level

Gain



Connector1 Connector2 Connector3 Connector4

Attenuation



Connector1 Connector2 Connector3 Connector4

Emissions in restricted frequency bands (Average) (7085 MHz; 24.000 dBm; 40 MHz)

Customized settings.

Result

DUT Frequency (MHz)	Result
7085.000000	PASS

Final measurements

Frequency (MHz)	Level Pre Measurement (dBm)	level (dBm)	Limit (dBm)	Margin (dB)	Result
---	---	---	---	---	---

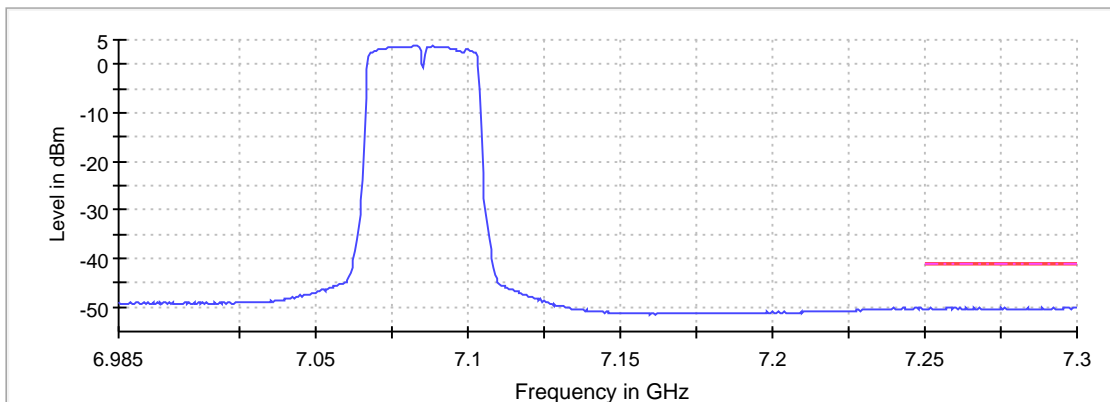
Pre Measurements

Frequency (MHz)	Level (dBm)	Margin (dB)	Limit (dBm)
7296.250000	-50.1	8.9	-41.2
7263.750000	-50.2	9.0	-41.2
7295.750000	-50.2	9.0	-41.2
7266.250000	-50.2	9.0	-41.2
7298.750000	-50.2	9.0	-41.2
7297.750000	-50.2	9.0	-41.2
7300.000000	-50.2	9.0	-41.2
7299.750000	-50.2	9.0	-41.2
7275.250000	-50.2	9.0	-41.2
7258.250000	-50.3	9.1	-41.2
7259.750000	-50.3	9.1	-41.2
7299.250000	-50.3	9.1	-41.2
7261.250000	-50.3	9.1	-41.2
7260.250000	-50.3	9.1	-41.2
7258.750000	-50.3	9.1	-41.2

Measurement Settings

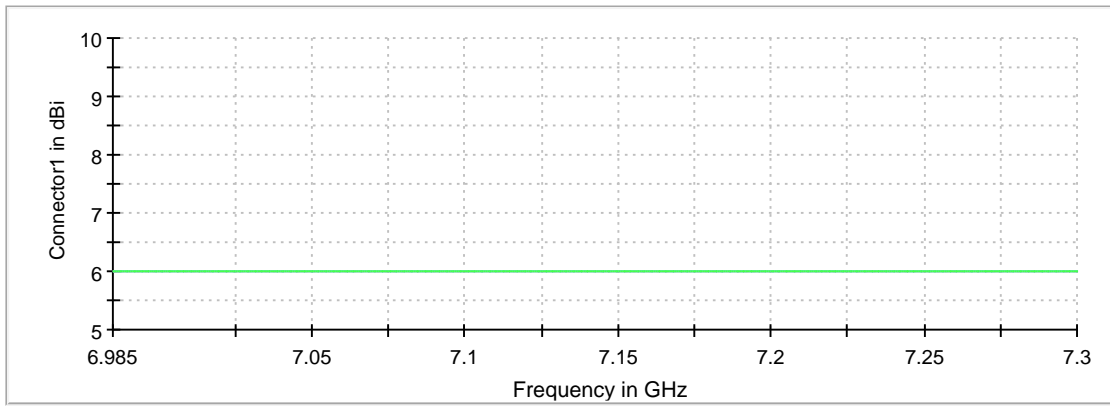
Start Frequency (MHz)	Stop Frequency (MHz)	Pre Measurement	Final Measurement
6985.000000	7300.000000	1	1

Restricted Band



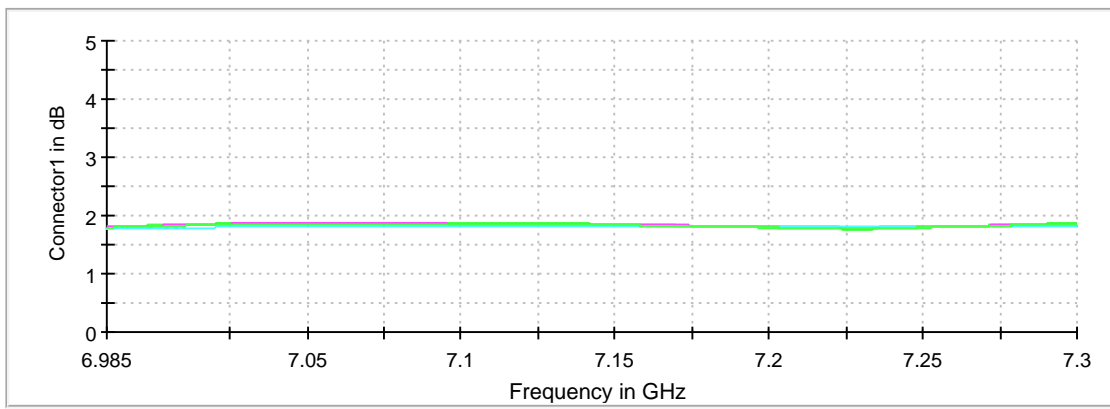
— Limit - - - - Threshold × Critical × Final Critical — Sum Level

Gain



Connector1 Connector2 Connector3 Connector4

Attenuation



Connector1 Connector2 Connector3 Connector4

Emissions in restricted frequency bands (Peak) (7085 MHz; 24.000 dBm; 40 MHz)

Customized settings.

Result

DUT Frequency (MHz)	Result
7085.000000	PASS

Final measurements

Frequency (MHz)	Level Pre Measurement (dBm)	level (dBm)	Limit (dBm)	Margin (dB)	Result
---	---	---	---	---	---

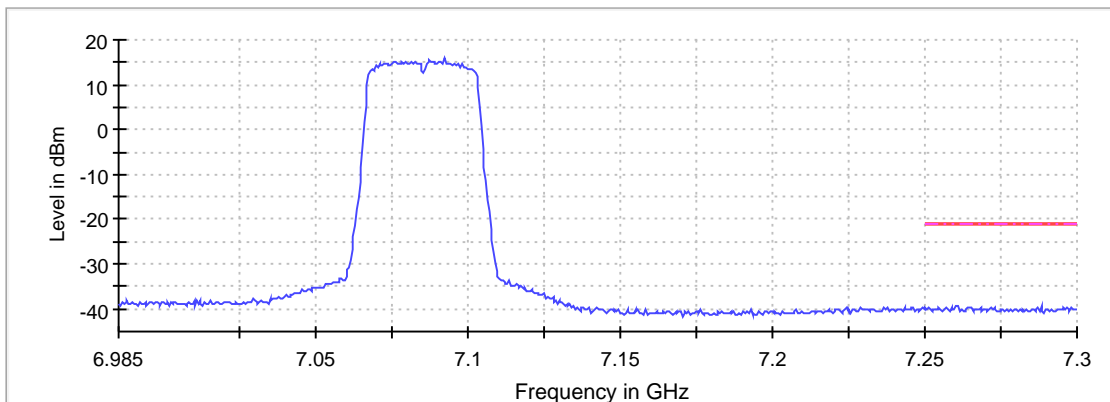
Pre Measurements

Frequency (MHz)	Level (dBm)	Margin (dB)	Limit (dBm)
7288.250000	-39.2	18.0	-21.2
7260.750000	-39.4	18.2	-21.2
7260.250000	-39.4	18.2	-21.2
7268.250000	-39.5	18.3	-21.2
7264.250000	-39.6	18.4	-21.2
7264.750000	-39.6	18.4	-21.2
7258.750000	-39.7	18.5	-21.2
7287.250000	-39.7	18.5	-21.2
7254.750000	-39.7	18.5	-21.2
7251.250000	-39.7	18.5	-21.2
7256.750000	-39.8	18.6	-21.2
7298.250000	-39.8	18.6	-21.2
7295.750000	-39.8	18.6	-21.2
7271.750000	-39.8	18.6	-21.2
7250.250000	-39.8	18.6	-21.2

Measurement Settings

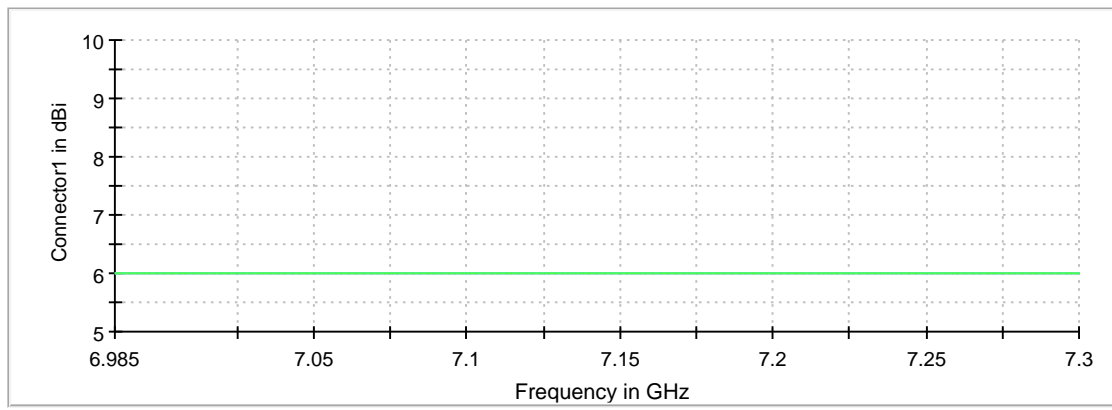
Start Frequency (MHz)	Stop Frequency (MHz)	Pre Measurement	Final Measurement
6985.000000	7300.000000	1	1

Restricted Band



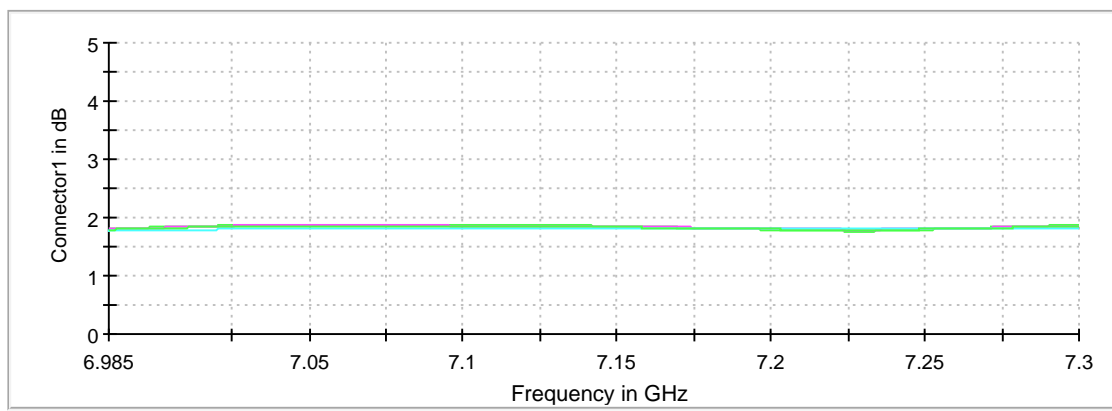
— Limit - - - Threshold × Critical × Final Critical — Sum Level

Gain



Connector1 Connector2 Connector3 Connector4

Attenuation



Connector1 Connector2 Connector3 Connector4

Emissions in restricted frequency bands (Average) (7025 MHz; 24.000 dBm; 80 MHz)

Customized settings.

Result

DUT Frequency (MHz)	Result
7025.000000	PASS

Final measurements

Frequency (MHz)	Level Pre Measurement (dBm)	level (dBm)	Limit (dBm)	Margin (dB)	Result
---	---	---	---	---	---

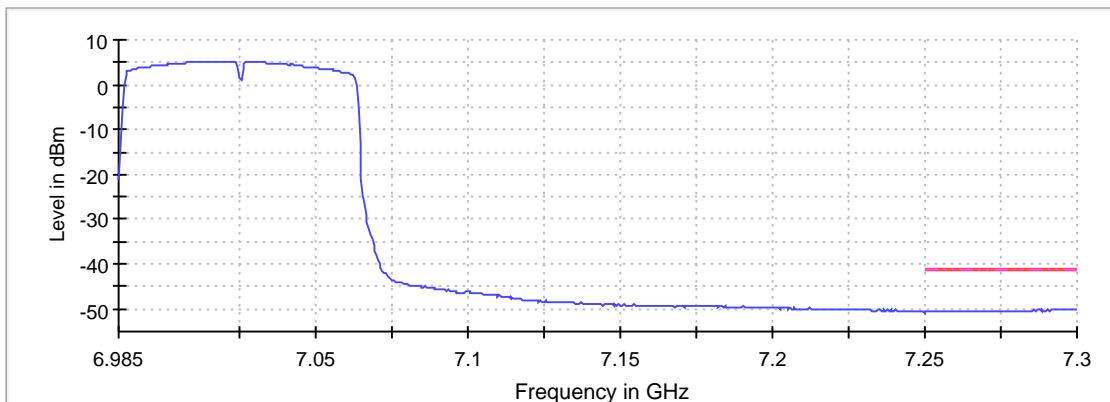
Pre Measurements

Frequency (MHz)	Level (dBm)	Margin (dB)	Limit (dBm)
7297.750000	-50.0	8.8	-41.2
7295.750000	-50.1	8.9	-41.2
7296.750000	-50.1	8.9	-41.2
7300.000000	-50.2	9.0	-41.2
7299.750000	-50.2	9.0	-41.2
7298.250000	-50.2	9.0	-41.2
7295.250000	-50.2	9.0	-41.2
7294.750000	-50.2	9.0	-41.2
7299.250000	-50.2	9.0	-41.2
7297.250000	-50.2	9.0	-41.2
7296.250000	-50.2	9.0	-41.2
7294.250000	-50.2	9.0	-41.2
7293.250000	-50.3	9.1	-41.2
7293.750000	-50.3	9.1	-41.2
7287.750000	-50.3	9.1	-41.2

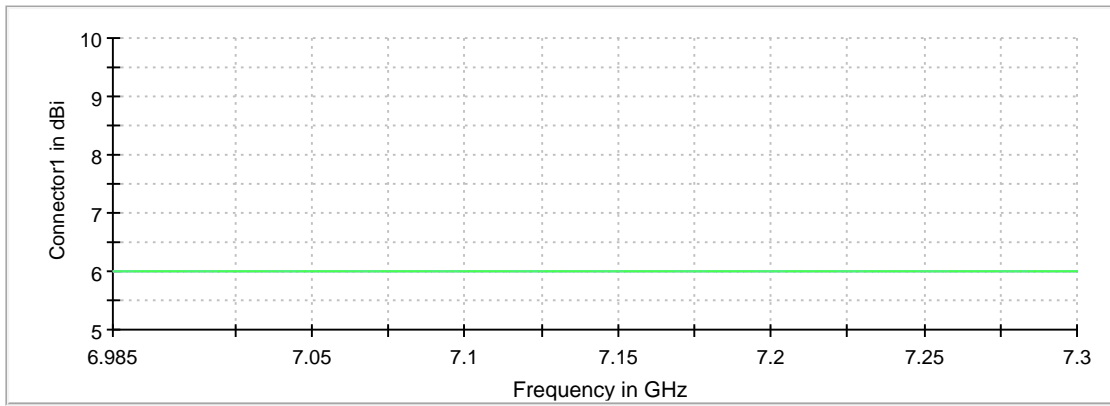
Measurement Settings

Start Frequency (MHz)	Stop Frequency (MHz)	Pre Measurement	Final Measurement
6985.000000	7300.000000	1	1

Restricted Band

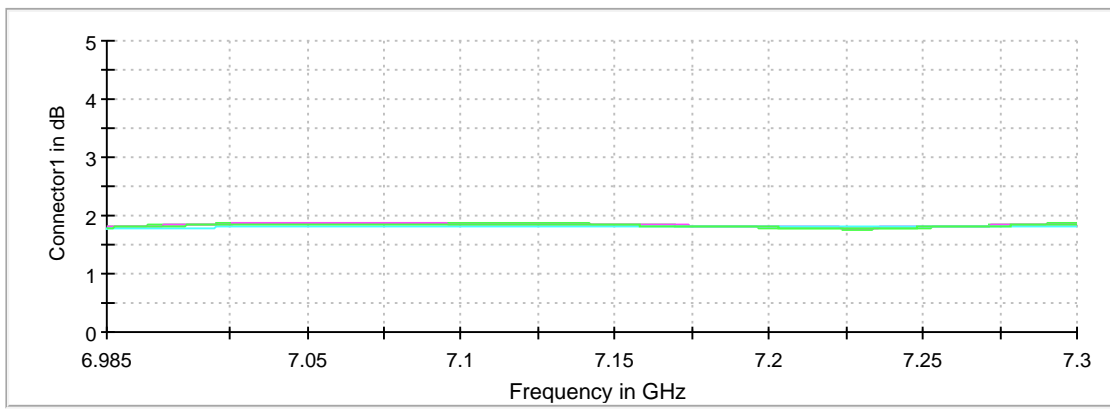


Gain



Connector1 Connector2 Connector3 Connector4

Attenuation



Connector1 Connector2 Connector3 Connector4

Emissions in restricted frequency bands (Peak) (7025 MHz; 24.000 dBm; 80 MHz)

Customized settings.

Result

DUT Frequency (MHz)	Result
7025.000000	PASS

Final measurements

Frequency (MHz)	Level Pre Measurement (dBm)	level (dBm)	Limit (dBm)	Margin (dB)	Result
---	---	---	---	---	---

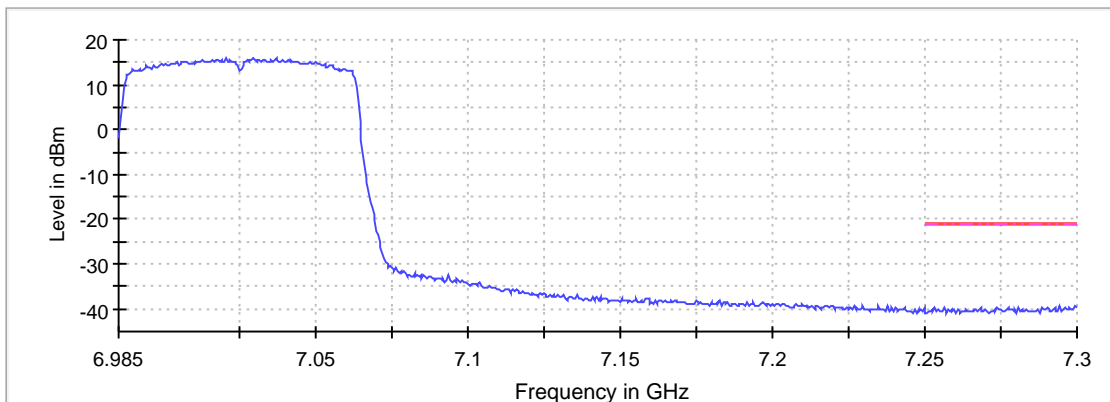
Pre Measurements

Frequency (MHz)	Level (dBm)	Margin (dB)	Limit (dBm)
7299.250000	-39.3	18.1	-21.2
7294.250000	-39.4	18.2	-21.2
7268.250000	-39.7	18.5	-21.2
7292.750000	-39.7	18.5	-21.2
7288.750000	-39.7	18.5	-21.2
7277.250000	-39.7	18.5	-21.2
7297.750000	-39.8	18.6	-21.2
7273.750000	-39.8	18.6	-21.2
7256.250000	-39.8	18.6	-21.2
7288.250000	-39.8	18.6	-21.2
7290.250000	-39.8	18.6	-21.2
7300.000000	-39.8	18.6	-21.2
7299.750000	-39.8	18.6	-21.2
7280.750000	-39.9	18.7	-21.2
7296.250000	-39.9	18.7	-21.2

Measurement Settings

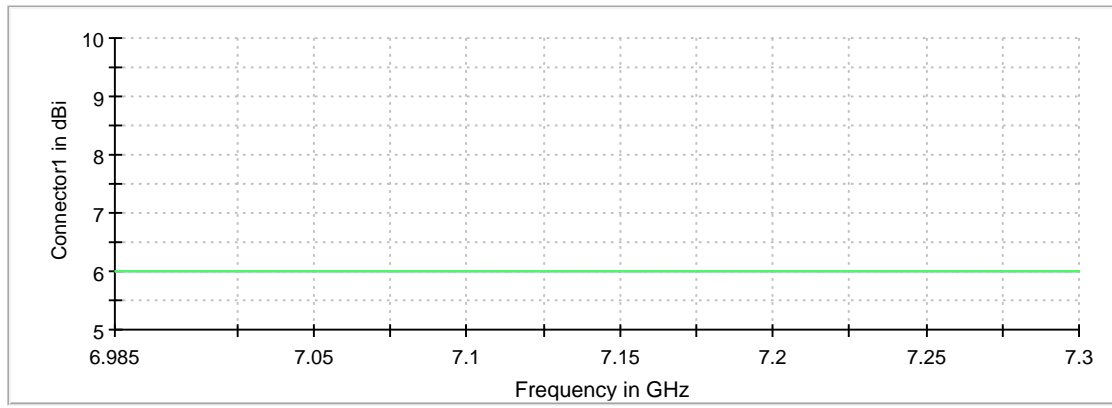
Start Frequency (MHz)	Stop Frequency (MHz)	Pre Measurement	Final Measurement
6985.000000	7300.000000	1	1

Restricted Band



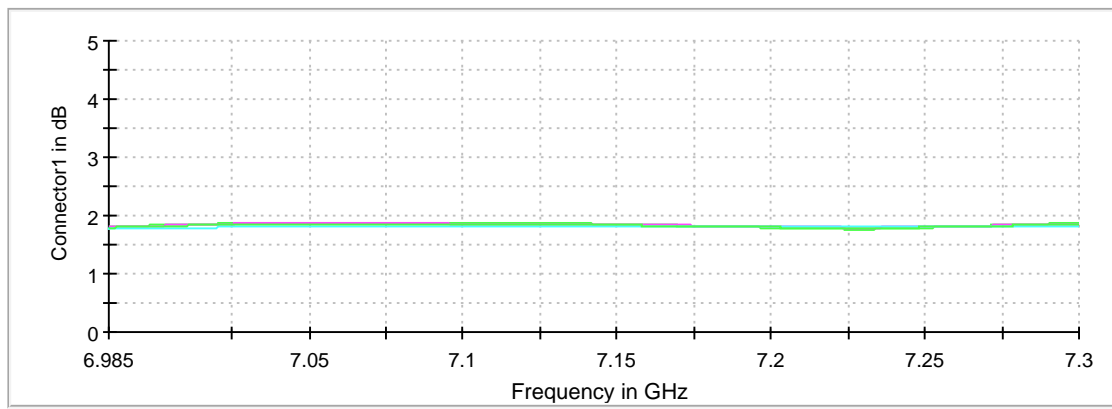
— Limit - - - - Threshold × Critical × Final Critical — Sum Level

Gain



Connector1 Connector2 Connector3 Connector4

Attenuation



Connector1 Connector2 Connector3 Connector4

Emissions in restricted frequency bands (Average) (6985 MHz; 24.000 dBm; 160 MHz)

Customized settings.

Result

DUT Frequency (MHz)	Result
6985.000000	PASS

Final measurements

Frequency (MHz)	Level Pre Measurement (dBm)	level (dBm)	Limit (dBm)	Margin (dB)	Result
---	---	---	---	---	---

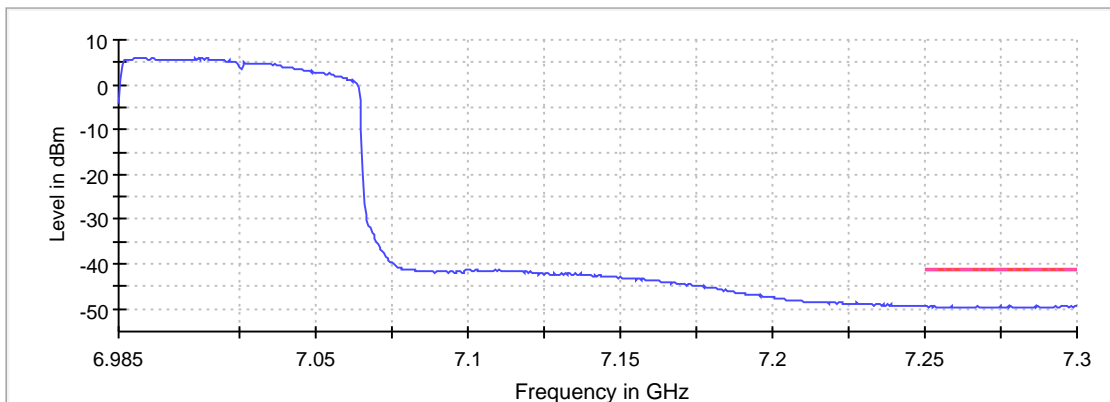
Pre Measurements

Frequency (MHz)	Level (dBm)	Margin (dB)	Limit (dBm)
7296.750000	-49.3	8.1	-41.2
7296.250000	-49.3	8.1	-41.2
7250.250000	-49.4	8.2	-41.2
7300.000000	-49.4	8.2	-41.2
7299.750000	-49.4	8.2	-41.2
7295.250000	-49.4	8.2	-41.2
7295.750000	-49.4	8.2	-41.2
7298.250000	-49.4	8.2	-41.2
7253.250000	-49.4	8.2	-41.2
7294.750000	-49.5	8.3	-41.2
7252.250000	-49.5	8.3	-41.2
7251.750000	-49.5	8.3	-41.2
7277.250000	-49.5	8.3	-41.2
7286.250000	-49.5	8.3	-41.2
7278.250000	-49.5	8.3	-41.2

Measurement Settings

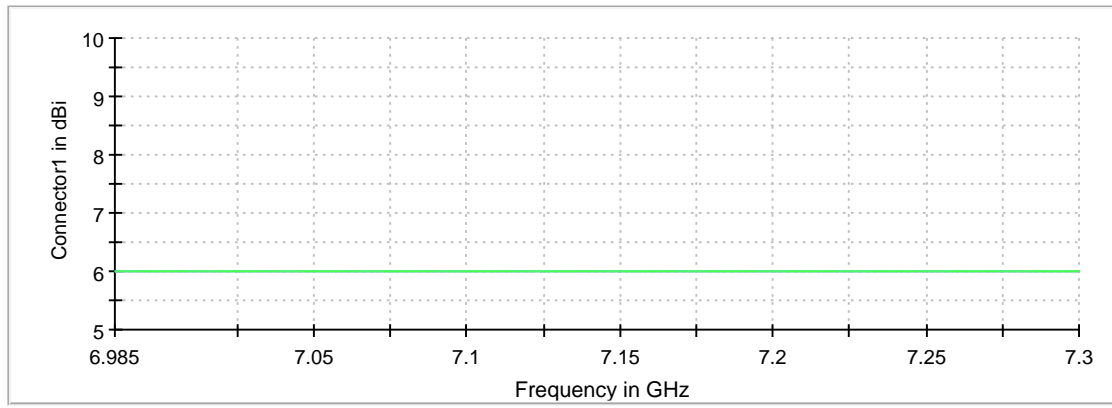
Start Frequency (MHz)	Stop Frequency (MHz)	Pre Measurement	Final Measurement
6985.000000	7300.000000	1	1

Restricted Band



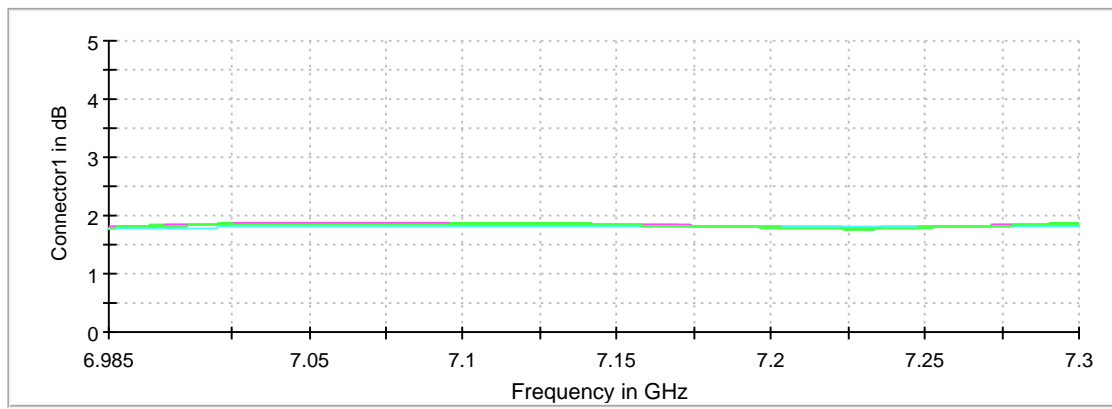
— Limit - - - - Threshold × Critical × Final Critical — Sum Level

Gain



Connector1 Connector2 Connector3 Connector4

Attenuation



Connector1 Connector2 Connector3 Connector4

Emissions in restricted frequency bands (Peak) (6985 MHz; 24.000 dBm; 160 MHz)

Customized settings.

Result

DUT Frequency (MHz)	Result
6985.000000	PASS

Final measurements

Frequency (MHz)	Level Pre Measurement (dBm)	level (dBm)	Limit (dBm)	Margin (dB)	Result
---	---	---	---	---	---

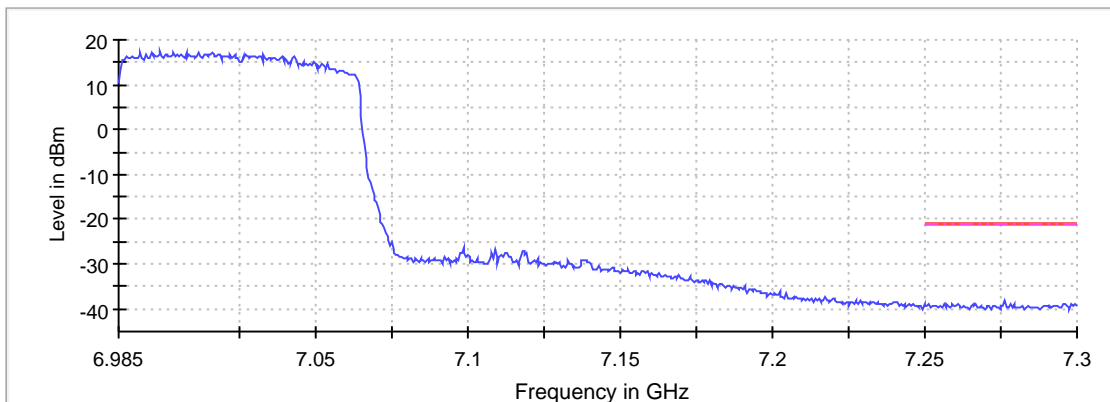
Pre Measurements

Frequency (MHz)	Level (dBm)	Margin (dB)	Limit (dBm)
7276.250000	-38.2	17.0	-21.2
7260.750000	-38.8	17.6	-21.2
7279.250000	-38.8	17.6	-21.2
7298.250000	-38.8	17.6	-21.2
7278.250000	-38.9	17.7	-21.2
7295.750000	-38.9	17.7	-21.2
7251.250000	-39.0	17.8	-21.2
7299.250000	-39.0	17.8	-21.2
7265.750000	-39.0	17.8	-21.2
7257.250000	-39.0	17.8	-21.2
7256.250000	-39.0	17.8	-21.2
7266.750000	-39.0	17.8	-21.2
7259.250000	-39.0	17.8	-21.2
7295.250000	-39.1	17.9	-21.2
7296.250000	-39.1	17.9	-21.2

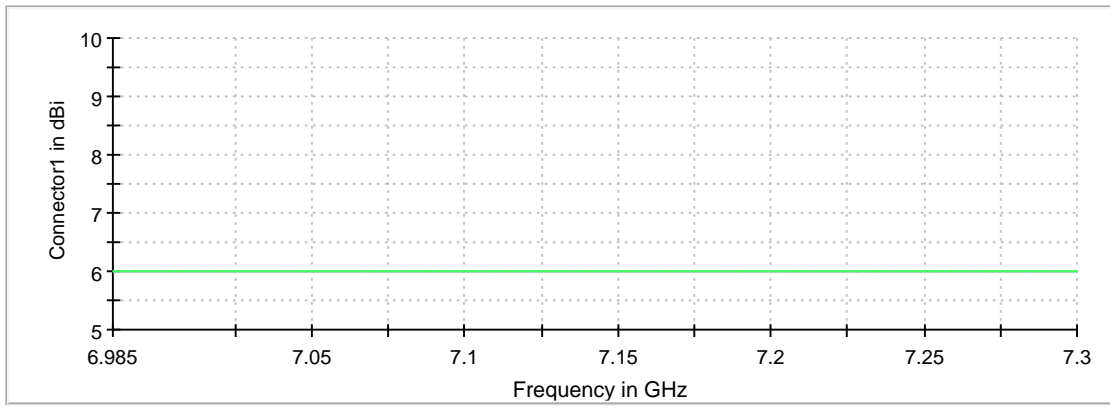
Measurement Settings

Start Frequency (MHz)	Stop Frequency (MHz)	Pre Measurement	Final Measurement
6985.000000	7300.000000	1	1

Restricted Band

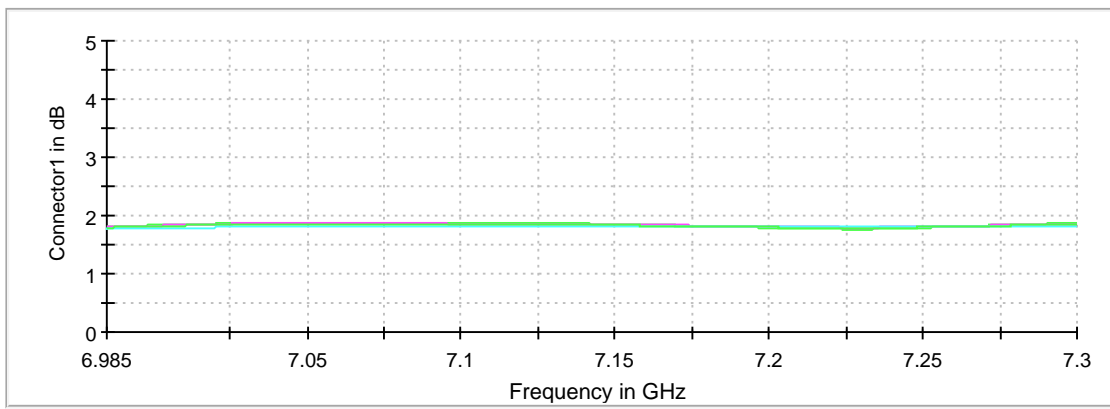


Gain



Connector1 Connector2 Connector3 Connector4

Attenuation



Connector1 Connector2 Connector3 Connector4

Summary

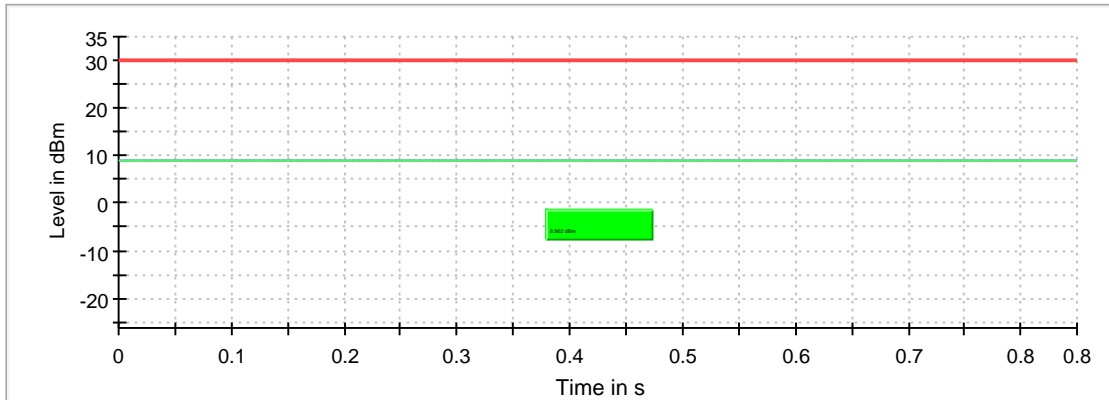
Test	Frequency (MHz)	Nominal Power (dBm)	Nominal Bandwidth (MHz)	Result
RF output power	6895.000	24.0	20.000000	PASS

RF output power (6895 MHz; 24.000 dBm; 20 MHz)

Result

DUT Frequency (MHz)	Gated EIRP (dBm)	Limit Max (dBm)	Gated RMS (dBm)	DutyCycle (%)	Result
6895.000000	9.0	30.0	9.0	85.875	PASS

Gated Trace



— Gated Trace
 — Overall
 — Limit

OSP PowerMeter settings

Setting	Instrument Value	Target Value
Measurement Time	1.000 s	1.000 s
Points	1000000	1000000
Time resolution	1.000 μ s	1.000 μ s

Summary

Test	Frequency (MHz)	Nominal Power (dBm)	Nominal Bandwidth (MHz)	Result
Power Spectral Density (SA-2)	6895.000	24.0	20.000000	PASS

Power Spectral Density (SA-2) (6895 MHz; 24.000 dBm; 20 MHz)

Customized settings.

Max level of analyzer (-7.3 dBm) more than 28.0 dB below the nominal power level.

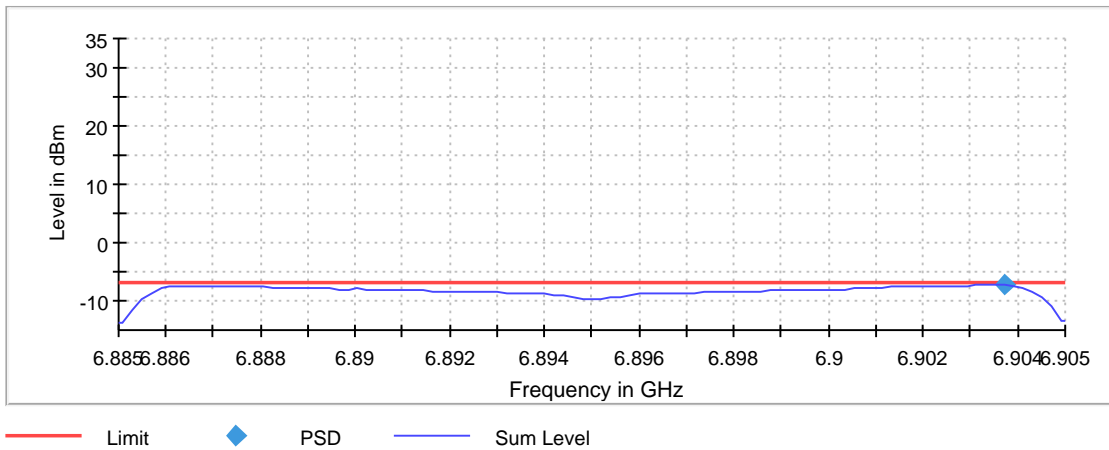
Result

DUT Frequency (MHz)	Frequency (MHz)	PSD (dBm)	Limit Max (dBm)	Result
6895.000000	6903.712871	-7.298	-7.0	PASS

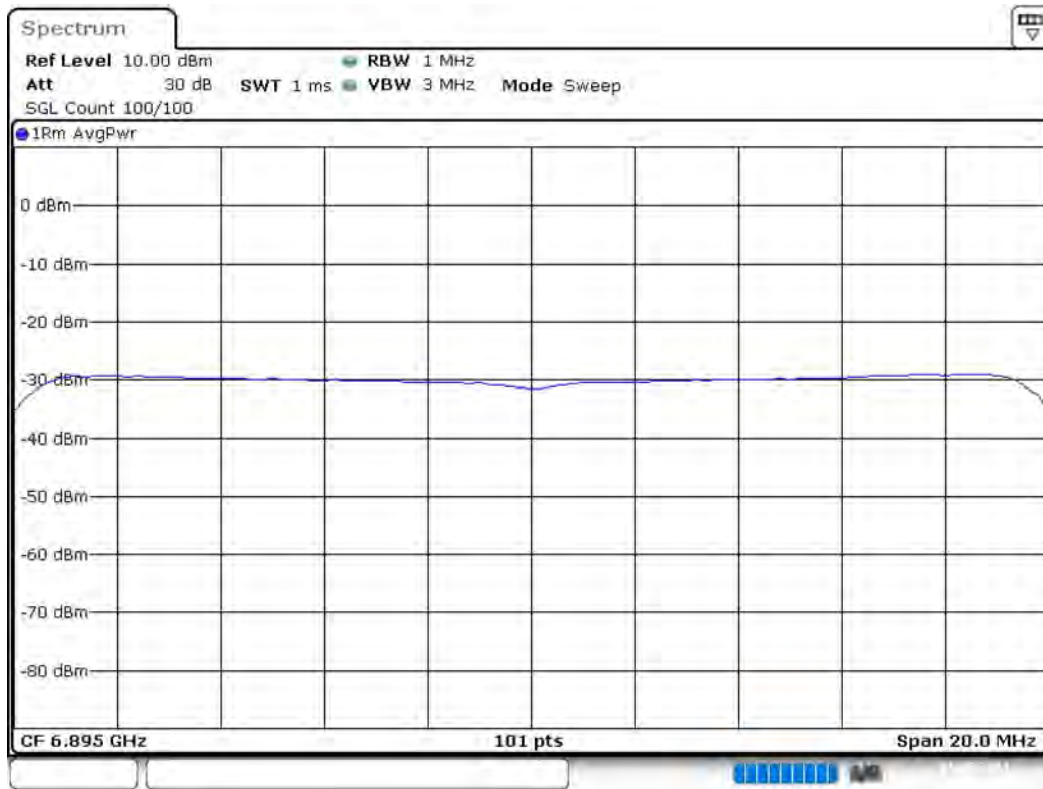
Ports

Port	State
1	used
2	used
3	used
4	used

Power Spectral Density (SA-2)

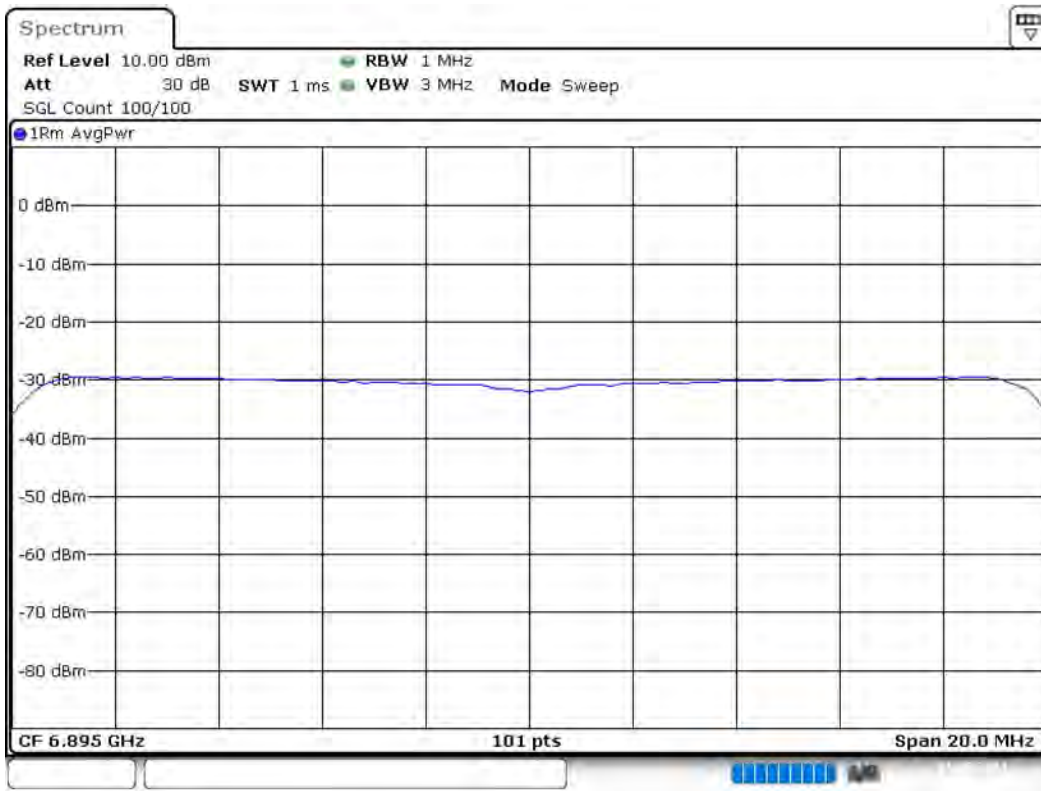


PSD Connector 1



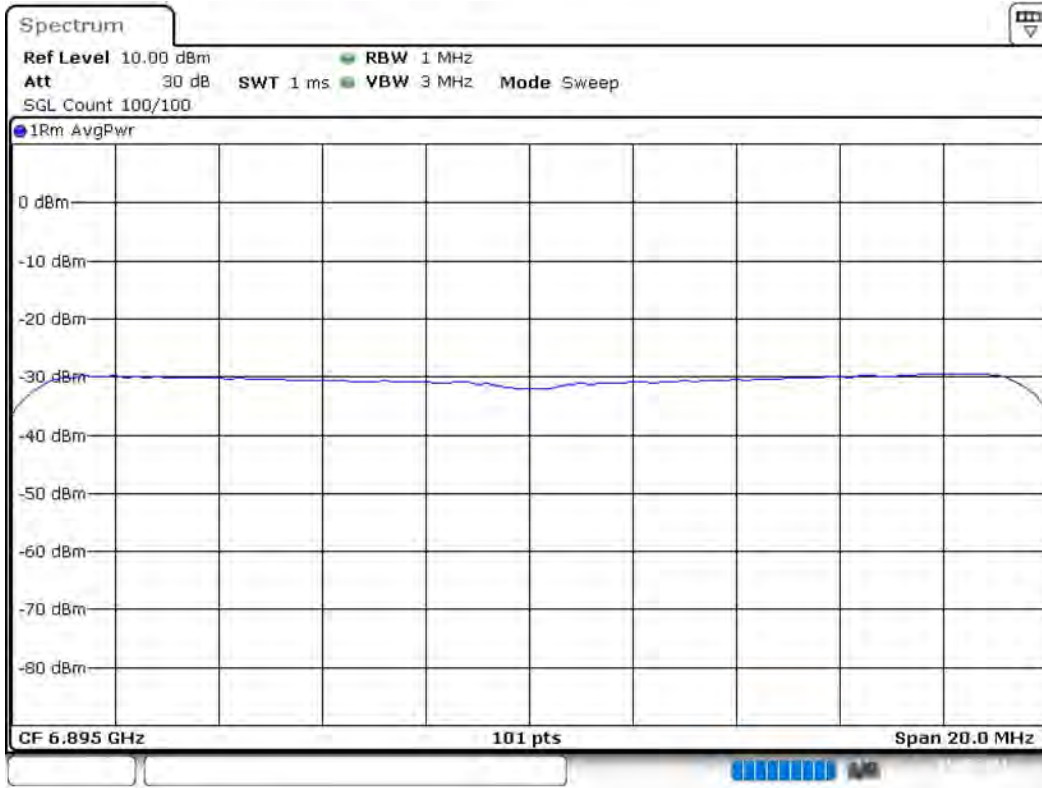
Date: 11.AUG.2021 14:22:11

PSD Connector 2



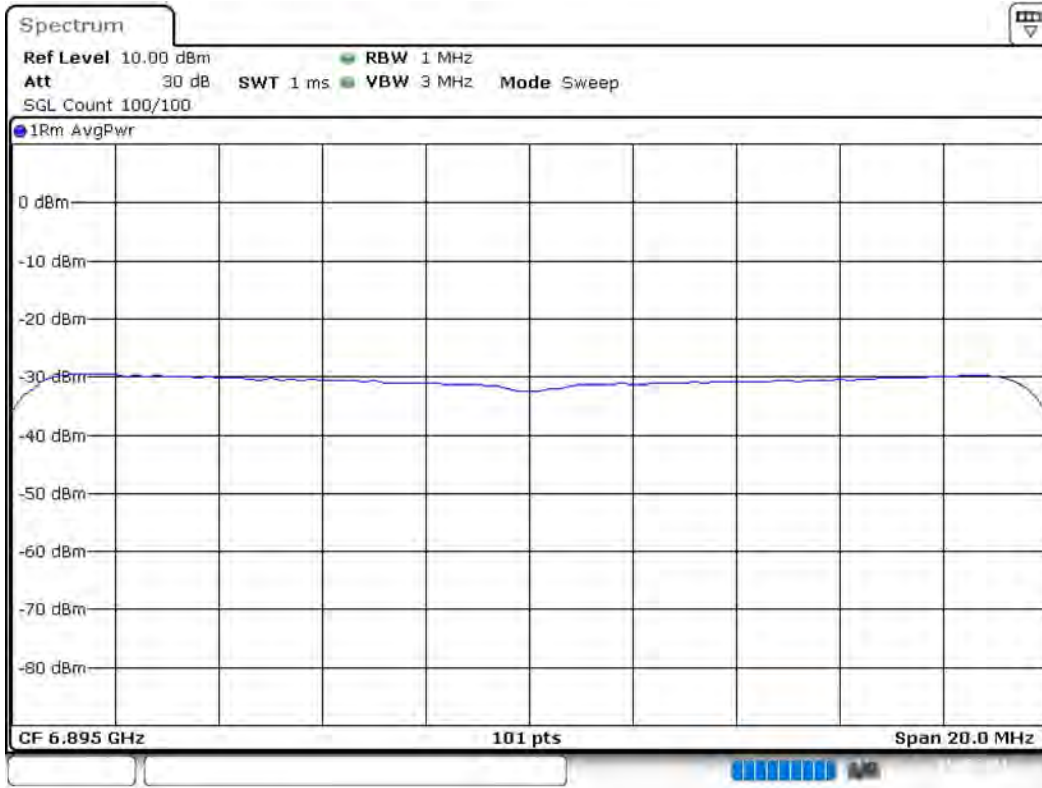
Date: 11.AUG.2021 14:22:17

PSD Connector 3



Date: 11.AUG.2021 14:22:21

PSD Connector 4



Date: 11.AUG.2021 14:22:25

Measurement

Setting	Instrument Value	Target Value
Start Frequency	6.88500 GHz	6.88500 GHz
Stop Frequency	6.90500 GHz	6.90500 GHz
Span	20.000 MHz	20.000 MHz
RBW	1.000 MHz	<= 1.000 MHz
VBW	3.000 MHz	>= 3.000 MHz
SweepPoints	101	~ 40
SweepTime	1.000 ms	AUTO
Reference Level	10.000 dBm	10.000 dBm
Attenuation	30.000 dB	AUTO
Detector	RMS	RMS
SweepCount	100	100
Filter	3 dB	3 dB
Trace Mode	Average Power	Average Power
SweepType	Sweep	Sweep
Preamp	off	off