

## **U6-Enterprise UNII-3 Annex**

## Summary

Test	Frequency (MHz)	Nominal Power (dBm)	Nominal Bandwidth (MHz)	Result
Emission Bandwidth 26 dB	5745.000	24.0	20.000000	PASS
RF output power	5745.000	24.0	20.000000	PASS
Power Spectral Density	5745.000	24.0	20.000000	PASS
Minimum Emission Bandwidth 6 dB	5745.000	24.0	20.000000	PASS
Occupied Channel Bandwidth 99%	5745.000	24.0	20.000000	PASS
Frequency Error	5745.000	24.0	20.000000	PASS
Tx Spurious Emission	5745.000	24.0	20.000000	PASS
Tx Spurious Emission(2)	5745.000	24.0	20.000000	PASS
Tx Spurious Emission(3)	5745.000	24.0	20.000000	PASS
Tx Spurious Emission(4)	5745.000	24.0	20.000000	PASS
Emission Bandwidth 26 dB	5775.000	24.0	20.000000	PASS
Minimum Emission Bandwidth 6 dB	5775.000	24.0	20.000000	PASS
Occupied Channel Bandwidth 99%	5775.000	24.0	20.000000	PASS
Frequency Error	5775.000	24.0	20.000000	PASS
Tx Spurious Emission	5775.000	24.0	20.000000	PASS
Tx Spurious Emission(2)	5775.000	24.0	20.000000	PASS
Tx Spurious Emission(3)	5775.000	24.0	20.000000	PASS
Tx Spurious Emission(4)	5775.000	24.0	20.000000	PASS
Emission Bandwidth 26 dB	5825.000	24.0	20.000000	PASS
Minimum Emission Bandwidth 6 dB	5825.000	24.0	20.000000	PASS
Occupied Channel Bandwidth 99%	5825.000	24.0	20.000000	PASS
Frequency Error	5825.000	24.0	20.000000	PASS
Tx Spurious Emission	5825.000	24.0	20.000000	PASS
Tx Spurious Emission(2)	5825.000	24.0	20.000000	PASS
Tx Spurious Emission(3)	5825.000	24.0	20.000000	PASS
Tx Spurious Emission(4)	5825.000	24.0	20.000000	PASS
Emission Bandwidth 26 dB	5755.000	24.0	40.000000	PASS
Minimum Emission Bandwidth 6 dB	5755.000	24.0	40.000000	PASS
Occupied Channel Bandwidth 99%	5755.000	24.0	40.000000	PASS
Tx Spurious Emission	5755.000	24.0	40.000000	PASS
Tx Spurious Emission(2)	5755.000	24.0	40.000000	PASS
Tx Spurious Emission(3)	5755.000	24.0	40.000000	PASS
Tx Spurious Emission(4)	5755.000	24.0	40.000000	PASS
Emission Bandwidth 26 dB	5775.000	24.0	40.000000	PASS
Minimum Emission Bandwidth 6 dB	5775.000	24.0	40.000000	PASS
Occupied Channel Bandwidth 99%	5775.000	24.0	40.000000	PASS
Tx Spurious Emission	5775.000	24.0	40.000000	PASS
Tx Spurious Emission(2)	5775.000	24.0	40.000000	PASS
Tx Spurious Emission(3)	5775.000	24.0	40.000000	PASS
Tx Spurious Emission(4)	5775.000	24.0	40.000000	PASS
Emission Bandwidth 26 dB	5795.000	24.0	40.000000	PASS
Minimum Emission Bandwidth 6 dB	5795.000	24.0	40.000000	PASS
Occupied Channel Bandwidth 99%	5795.000	24.0	40.000000	PASS
Tx Spurious Emission	5795.000	24.0	40.000000	PASS
Tx Spurious Emission(2)	5795.000	24.0	40.000000	PASS
Tx Spurious Emission(3)	5795.000	24.0	40.000000	PASS
Tx Spurious Emission(4)	5795.000	24.0	40.000000	PASS
Emission Bandwidth 26 dB	5775.000	24.0	80.000000	PASS
Minimum Emission Bandwidth 6 dB	5775.000	24.0	80.000000	PASS
Occupied Channel Bandwidth 99%	5775.000	24.0	80.000000	PASS
Tx Spurious Emission	5775.000	24.0	80.000000	PASS
Tx Spurious Emission(2)	5775.000	24.0	80.000000	PASS
Tx Spurious Emission(3)	5775.000	24.0	80.000000	PASS
Tx Spurious Emission(4)	5775.000	24.0	80.000000	PASS

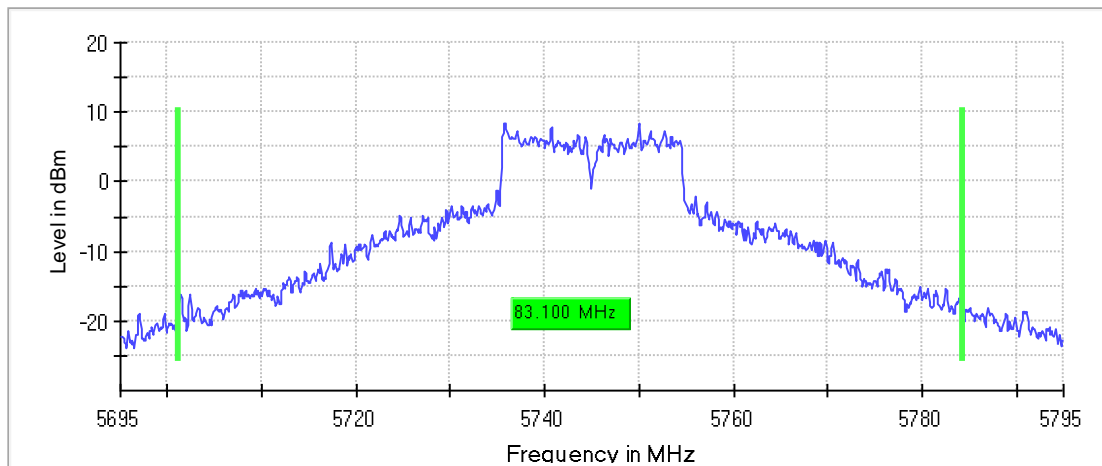
# Emission Bandwidth 26 dB (5745 MHz; 24.000 dBm; 20 MHz)

## 26 dB Bandwidth

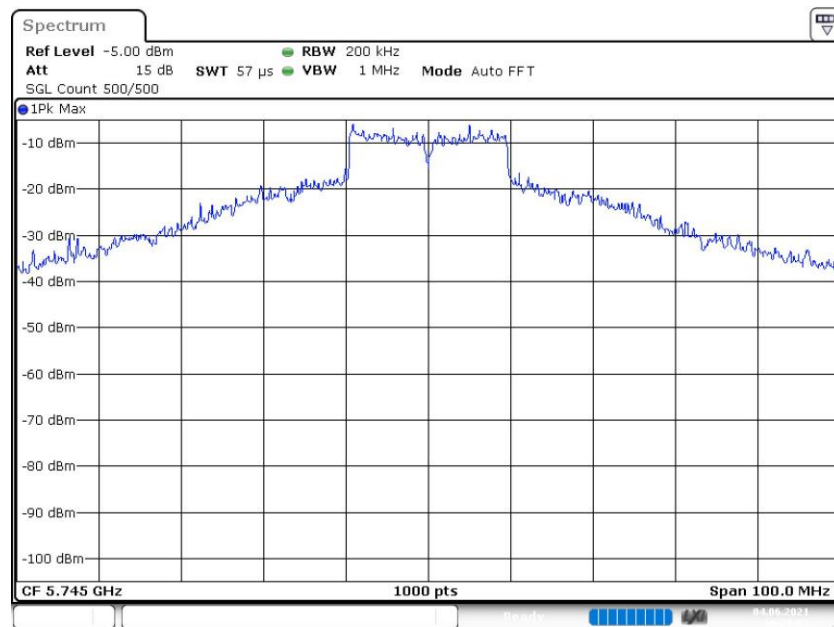
DUT Frequency (MHz)	Bandwidth (MHz)	Limit Min (MHz)	Limit Max (MHz)	Band Edge Left (MHz)	Band Edge Right (MHz)
5745.000000	83.100000	---	---	5701.250000	5784.350000

DUT Frequency (MHz)	Max Level (dBm)	Result
5745.000000	8.5	PASS

26 dB Bandwidth



## Bandwidth



Date: 4.JUN.2021 14:23:55

## Measurement

Setting	Instrument Value	Target Value
Start Frequency	5.69500 GHz	5.69500 GHz

Stop Frequency	5.79500 GHz	5.79500 GHz
Span	100.000 MHz	100.000 MHz
RBW	200.000 kHz	~ 200.000 kHz
VBW	1.000 MHz	>= 600.000 kHz
SweepPoints	1000	~ 1000
SweepTime	56.953 µs	AUTO
Reference Level	-5.000 dBm	-5.000 dBm
Attenuation	15.000 dB	AUTO
Detector	MaxPeak	MaxPeak
SweepCount	500	500
Filter	3 dB	3 dB
Trace Mode	Max Hold	Max Hold
SweepType	FFT	AUTO
Preamp	off	off

## RF output power (5745 MHz; 24.000 dBm; 20 MHz)

### Result

DUT Frequency (MHz)	Gated RMS (dBm)	Limit Max (dBm)	Gated EIRP (dBm)	DutyCycle (%)	Result
5745.000000	26.6	---	26.6	86.537	PASS

## OSP PowerMeter settings

Setting	Instrument Value	Target Value
Measurement Time	1.000 s	1.000 s
Points	1000000	1000000
Time resolution	1.000 µs	1.000 µs

## Power Spectral Density (5745 MHz; 24.000 dBm; 20 MHz)

### Result

DUT Frequency (MHz)	Frequency (MHz)	PSD (dBm)	Limit Max (dBm)	Result
5745.000000	5735.891089	8.323	30.0	PASS

## Ports

Port	State
1	used
2	used
3	used
4	used

## Measurement

Setting	Instrument Value	Target Value
Start Frequency	5.73500 GHz	5.73500 GHz
Stop Frequency	5.75500 GHz	5.75500 GHz
Span	20.000 MHz	20.000 MHz
RBW	500.000 kHz	<= 500.000 kHz
VBW	2.000 MHz	>= 1.500 MHz
SweepPoints	101	~ 80
SweepTime	2.020 ms	2.020 ms
Reference Level	20.000 dBm	20.000 dBm
Attenuation	40.000 dB	AUTO
Detector	RMS	RMS
SweepCount	100	100
Filter	3 dB	3 dB
Trace Mode	Average Power	Average Power
SweepType	FFT	AUTO
Preamp	off	off

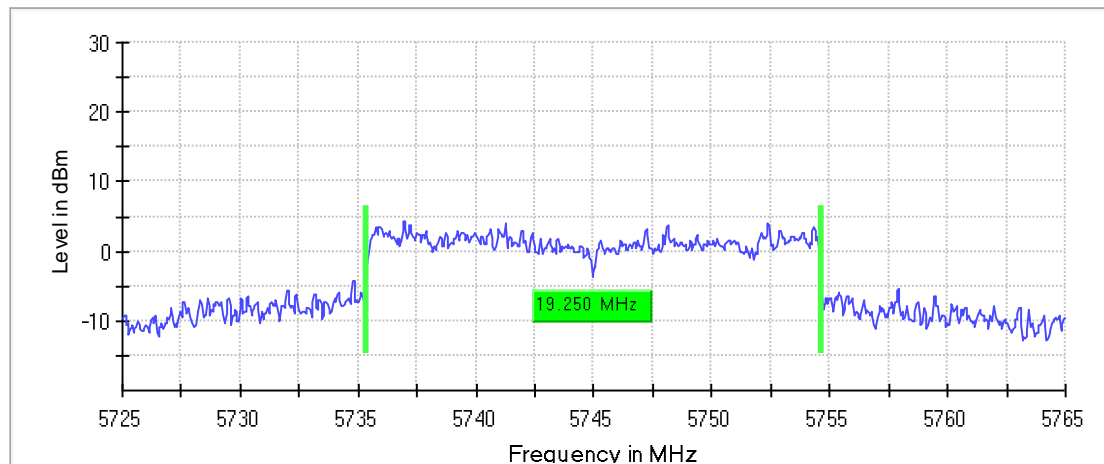
## Minimum Emission Bandwidth 6 dB (5745 MHz; 24.000 dBm; 20 MHz)

## 6 dB Bandwidth

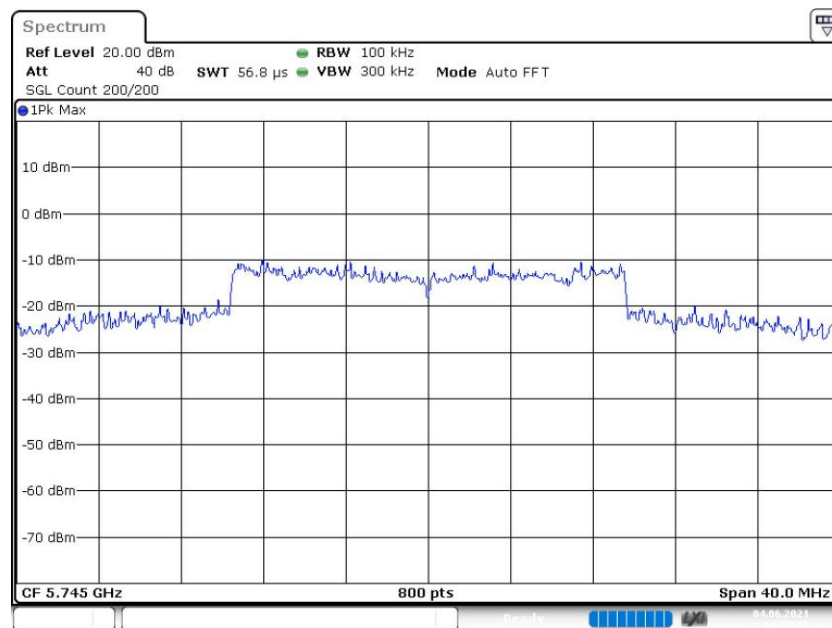
DUT Frequency (MHz)	Bandwidth (MHz)	Limit Min (MHz)	Limit Max (MHz)	Band Edge Left (MHz)	Band Edge Right (MHz)
5745.000000	19.250000	0.500000	---	5735.375000	5754.625000

DUT Frequency (MHz)	Max Level (dBm)	Result
5745.000000	4.4	PASS

6 dB Bandwidth



## Bandwidth



## Measurement

Setting	Instrument Value	Target Value
Start Frequency	5.72500 GHz	5.72500 GHz
Stop Frequency	5.76500 GHz	5.76500 GHz
Span	40.000 MHz	40.000 MHz
RBW	100.000 kHz	~ 100.000 kHz

VBW	300.000 kHz	~ 300.000 kHz
SweepPoints	800	~ 800
Sweeptime	56.836 $\mu$ s	AUTO
Reference Level	20.000 dBm	20.000 dBm
Attenuation	40.000 dB	AUTO
Detector	MaxPeak	MaxPeak
SweepCount	200	200
Filter	3 dB	3 dB
Trace Mode	Max Hold	Max Hold
SweepType	FFT	AUTO
Preamp	off	off

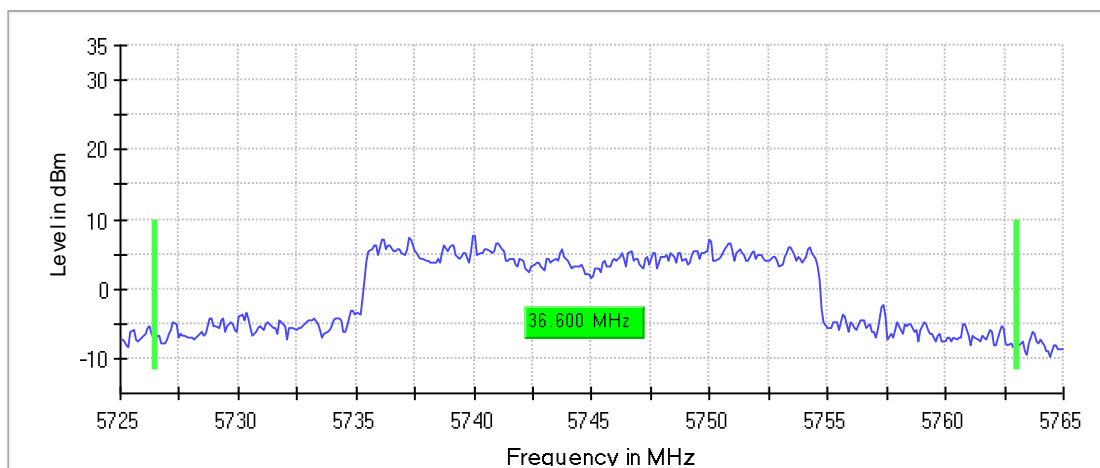
## Occupied Channel Bandwidth 99% (5745 MHz; 24.000 dBm; 20 MHz)

### 99 % Bandwidth

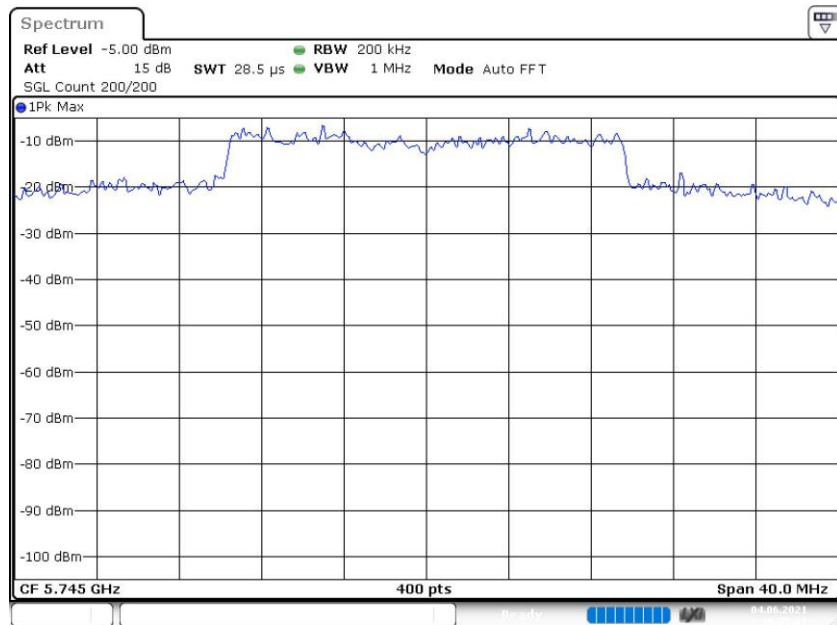
DUT Frequency (MHz)	Bandwidth (MHz)	Limit Min (MHz)	Limit Max (MHz)	Band Edge Left (MHz)	Band Edge Right (MHz)
5745.000000	36.600000	---	---	5726.450000	5763.050000

DUT Frequency (MHz)	Result
5745.000000	PASS

99 %Bandwidth



Bandwidth



Date: 4.JUN.2021 14:25:20

## Measurement

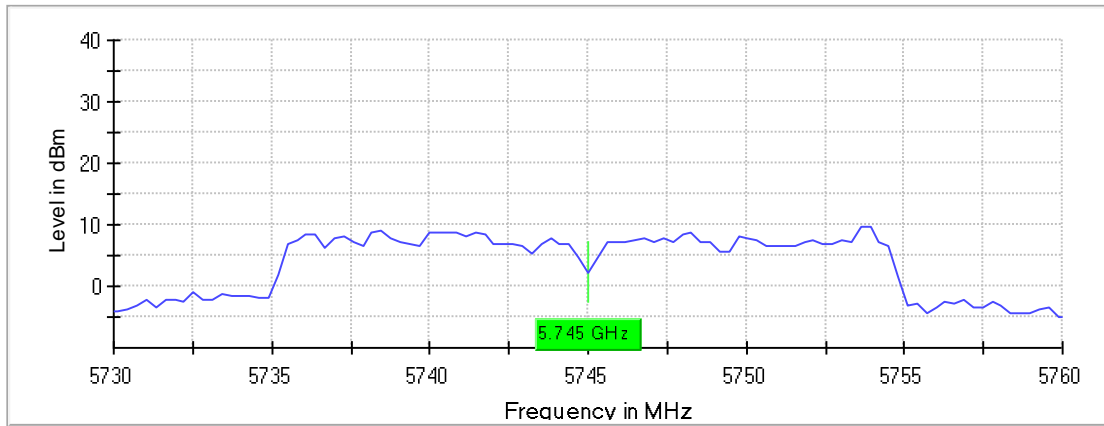
Setting	Instrument Value	Target Value
Start Frequency	5.72500 GHz	5.72500 GHz
Stop Frequency	5.76500 GHz	5.76500 GHz
Span	40.000 MHz	40.000 MHz
RBW	200.000 kHz	>= 200.000 kHz
VBW	1.000 MHz	>= 600.000 kHz
SweepPoints	400	~ 400
Sweeptime	28.477 μs	AUTO
Reference Level	-5.000 dBm	-5.000 dBm
Attenuation	15.000 dB	AUTO
Detector	MaxPeak	MaxPeak
SweepCount	200	200
Filter	3 dB	3 dB
Trace Mode	Max Hold	Max Hold
Sweeptype	FFT	AUTO
Preamp	off	off

## Frequency Error (5745 MHz; 24.000 dBm; 20 MHz)

### Result

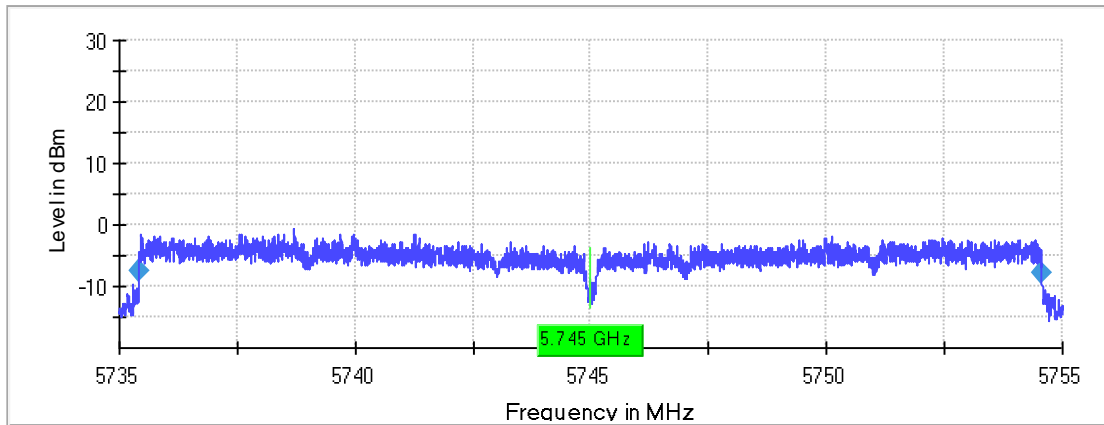
DUT Frequency (MHz)	Frequency (MHz)	Difference (ppm)	Frequency Difference (kHz)	Limit Min (MHz)	Limit Max (MHz)	Result
5745.000000	5744.990001	1.740	-9.999000	---	---	PASS

Frequency stability Pre



Center frequency (green line) Max Hold (blue line)

Frequency stability



Edge points (blue diamonds) Max Hold (blue line) Center frequency (green line)

## Measurement

Setting	Instrument Value	Target Value
Start Frequency	5.73500 GHz	5.73500 GHz
Stop Frequency	5.75500 GHz	5.75500 GHz
Span	20.000 MHz	20.000 MHz
RBW	20.000 kHz	<= 20.000 kHz
VBW	100.000 kHz	>= 60.000 kHz
SweepPoints	10001	~ 10001
SweepTime	474.291 $\mu$ s	AUTO
Reference Level	20.000 dBm	20.000 dBm
Attenuation	40.000 dB	AUTO
Detector	MaxPeak	MaxPeak
SweepCount	50	50
Filter	3 dB	3 dB
Trace Mode	Max Hold	Max Hold
Sweeptype	FFT	AUTO
Preamp	off	off
Stablemode	Trace	Trace
Stablevalue	1.00 dB	1.00 dB
Run	15 / max. 150	max. 150
Stable	1 / 1	1
Max Stable Difference	0.00 dB	1.00 dB

## Tx Spurious Emission (5745 MHz; 24.000 dBm; 20 MHz)



## Result

DUT Frequency (MHz)	Result
5745.000000	PASS

## Final measurements

Frequency (MHz)	Level Pre Measurement (dBm)	level (dBm)	Limit (dBm)	Margin (dB)	Result
---	---	---	---	---	---

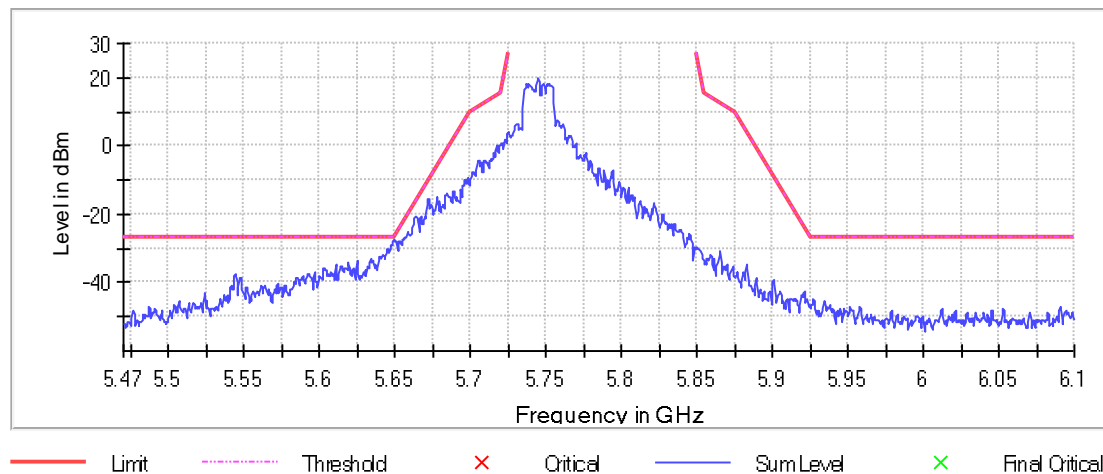
## Pre Measurements

Frequency (MHz)	Level (dBm)	Margin (dB)	Limit (dBm)
5649.750000	-27.1	0.1	-27.0
5649.250000	-27.1	0.1	-27.0
5648.750000	-27.8	0.8	-27.0
5650.250000	-27.8	1.0	-26.8
5648.250000	-28.4	1.4	-27.0
5650.750000	-27.9	1.4	-26.4
5647.250000	-28.9	1.9	-27.0
5647.750000	-29.0	2.0	-27.0
5651.250000	-28.4	2.3	-26.1
5652.750000	-27.7	2.7	-25.0
5653.250000	-27.8	3.2	-24.6
5645.250000	-30.3	3.3	-27.0
5644.750000	-30.4	3.4	-27.0
5646.750000	-30.5	3.5	-27.0
5663.250000	-20.7	3.5	-17.2

## Measurement Settings

Start Frequency (MHz)	Stop Frequency (MHz)	Pre Measurement	Final Measurement
5470.000000	6100.000000	2	2

Spurious



## Pre Measurement 2

Setting	Instrument Value	Target Value
RBW	1.000 MHz	$\leq 1.000$ MHz
VBW	3.000 MHz	$\geq 3.000$ MHz
SweepPoints	1260	$\sim 1260$
SweepTime	85.781 $\mu$ s	AUTO
Reference Level	-10.000 dBm	-10.000 dBm
Attenuation	20.000 dB	20.000 dB
Detector	MaxPeak	MaxPeak
SweepCount	30	30

Filter	3 dB	3 dB
Trace Mode	Max Hold	Max Hold
Sweeptype	FFT	AUTO
Preamp	off	off

## Tx Spurious Emission(2) (5745 MHz; 24.000 dBm; 20 MHz)

### Result

DUT Frequency (MHz)	Result
5745.000000	PASS

### Final measurements

Frequency (MHz)	Level Pre Measurement (dBm)	level (dBm)	Limit (dBm)	Margin (dB)	Result
---	---	---	---	---	---

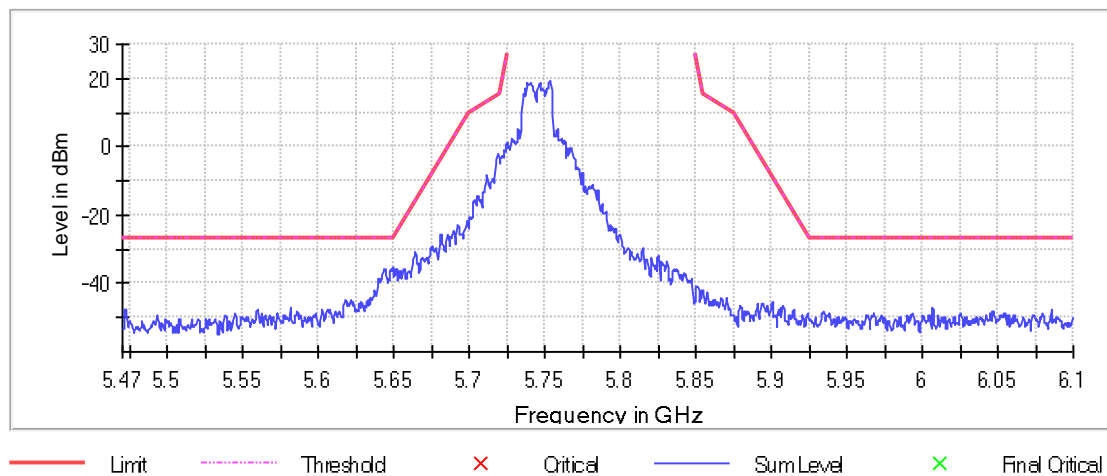
### Pre Measurements

Frequency (MHz)	Level (dBm)	Margin (dB)	Limit (dBm)
5649.250000	-35.3	8.3	-27.0
5643.750000	-35.5	8.5	-27.0
5648.750000	-35.6	8.6	-27.0
5647.750000	-35.7	8.7	-27.0
5643.250000	-35.7	8.7	-27.0
5644.250000	-35.8	8.8	-27.0
5647.250000	-36.1	9.1	-27.0
5649.750000	-36.1	9.1	-27.0
5648.250000	-36.4	9.4	-27.0
5642.750000	-36.6	9.6	-27.0
5651.250000	-35.8	9.7	-26.1
5651.750000	-35.9	10.2	-25.7
5642.250000	-37.5	10.5	-27.0
5644.750000	-37.6	10.6	-27.0
5650.750000	-37.7	11.3	-26.4

### Measurement Settings

Start Frequency (MHz)	Stop Frequency (MHz)	Pre Measurement	Final Measurement
5470.000000	6100.000000	2	2

Spurious



## Pre Measurement 2

Setting	Instrument Value	Target Value
RBW	1.000 MHz	<= 1.000 MHz
VBW	3.000 MHz	>= 3.000 MHz
SweepPoints	1260	~ 1260
SweepTime	85.781 $\mu$ s	AUTO
Reference Level	-10.000 dBm	-10.000 dBm
Attenuation	20.000 dB	20.000 dB
Detector	MaxPeak	MaxPeak
SweepCount	30	30
Filter	3 dB	3 dB
Trace Mode	Max Hold	Max Hold
SweepType	FFT	AUTO
Preamp	off	off

## Tx Spurious Emission(3) (5745 MHz; 24.000 dBm; 20 MHz)

### Result

DUT Frequency (MHz)	Result
5745.000000	PASS

### Final measurements

Frequency (MHz)	Level Pre Measurement (dBm)	level (dBm)	Limit (dBm)	Margin (dB)	Result
---	---	---	---	---	---

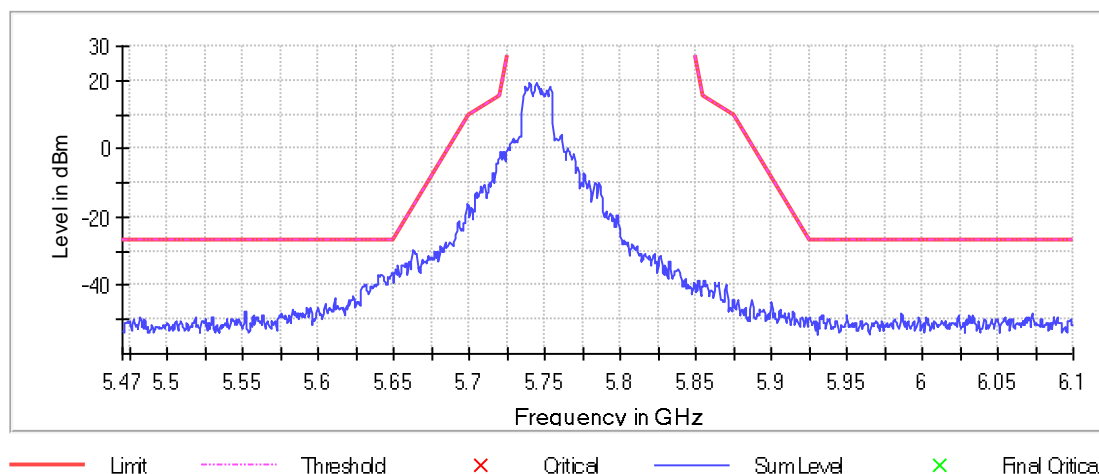
### Pre Measurements

Frequency (MHz)	Level (dBm)	Margin (dB)	Limit (dBm)
5652.750000	-34.0	9.0	-25.0
5649.250000	-36.2	9.2	-27.0
5648.750000	-36.3	9.3	-27.0
5651.250000	-35.5	9.4	-26.1
5650.750000	-35.9	9.5	-26.4
5641.750000	-36.8	9.8	-27.0
5641.250000	-36.8	9.8	-27.0
5647.750000	-36.9	9.9	-27.0
5642.250000	-37.1	10.1	-27.0
5639.750000	-37.1	10.1	-27.0
5648.250000	-37.1	10.1	-27.0
5640.750000	-37.1	10.1	-27.0
5652.250000	-35.6	10.3	-25.3
5640.250000	-37.3	10.3	-27.0
5642.750000	-37.4	10.4	-27.0

### Measurement Settings

Start Frequency (MHz)	Stop Frequency (MHz)	Pre Measurement	Final Measurement
5470.000000	6100.000000	2	2

### Spurious



## Pre Measurement 2

Setting	Instrument Value	Target Value
RBW	1.000 MHz	<= 1.000 MHz
VBW	3.000 MHz	>= 3.000 MHz
SweepPoints	1260	~ 1260
Sweeptime	85.781 µs	AUTO
Reference Level	-10.000 dBm	-10.000 dBm
Attenuation	20.000 dB	20.000 dB
Detector	MaxPeak	MaxPeak
SweepCount	30	30
Filter	3 dB	3 dB
Trace Mode	Max Hold	Max Hold
SweepType	FFT	AUTO
Preamp	off	off

## Tx Spurious Emission(4) (5745 MHz; 24.000 dBm; 20 MHz)

### Result

DUT Frequency (MHz)	Result
5745.000000	PASS

## Final measurements

Frequency (MHz)	Level Pre Measurement (dBm)	level (dBm)	Limit (dBm)	Margin (dB)	Result
---	---	---	---	---	---

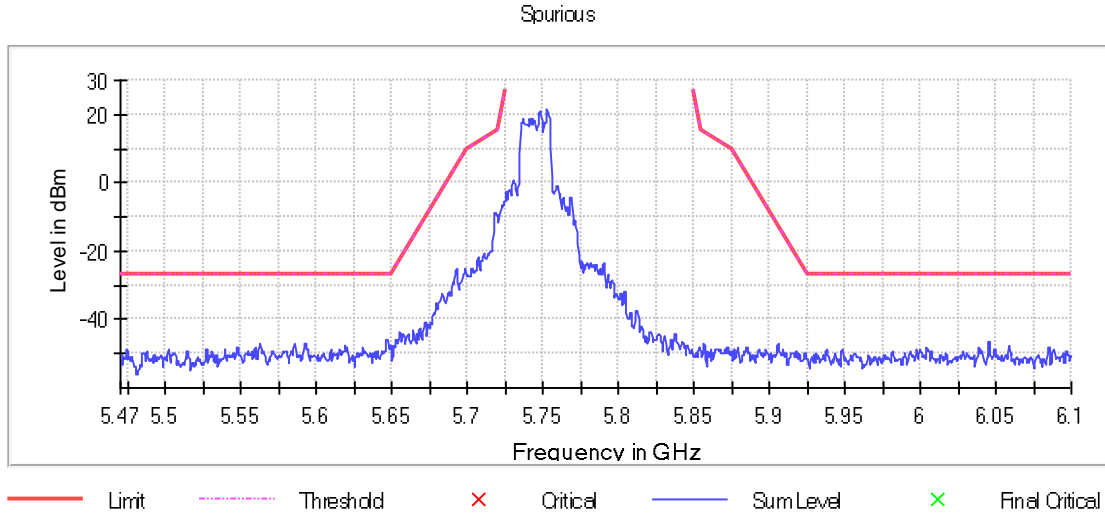
## Pre Measurements

Frequency (MHz)	Level (dBm)	Margin (dB)	Limit (dBm)
5646.750000	-46.0	19.0	-27.0
5647.250000	-46.0	19.0	-27.0
5646.250000	-46.2	19.2	-27.0
5645.750000	-46.2	19.2	-27.0
6045.750000	-46.5	19.5	-27.0
6045.250000	-46.8	19.8	-27.0
5562.250000	-47.1	20.1	-27.0
5562.750000	-47.1	20.1	-27.0
5592.250000	-47.2	20.2	-27.0
5585.250000	-47.2	20.2	-27.0
5592.750000	-47.2	20.2	-27.0
5585.750000	-47.2	20.2	-27.0
5655.250000	-43.7	20.6	-23.1
5561.750000	-47.6	20.6	-27.0

6058.750000	-47.6	20.6	-27.0
-------------	-------	------	-------

## Measurement Settings

Start Frequency (MHz)	Stop Frequency (MHz)	Pre Measurement	Final Measurement
5470.000000	6100.000000	2	2



## Pre Measurement 2

Setting	Instrument Value	Target Value
RBW	1.000 MHz	<= 1.000 MHz
VBW	3.000 MHz	>= 3.000 MHz
SweepPoints	1260	~ 1260
Sweeptime	85.781 $\mu$ s	AUTO
Reference Level	-10.000 dBm	-10.000 dBm
Attenuation	20.000 dB	20.000 dB
Detector	MaxPeak	MaxPeak
SweepCount	30	30
Filter	3 dB	3 dB
Trace Mode	Max Hold	Max Hold
Sweeptype	FFT	AUTO
Preamp	off	off

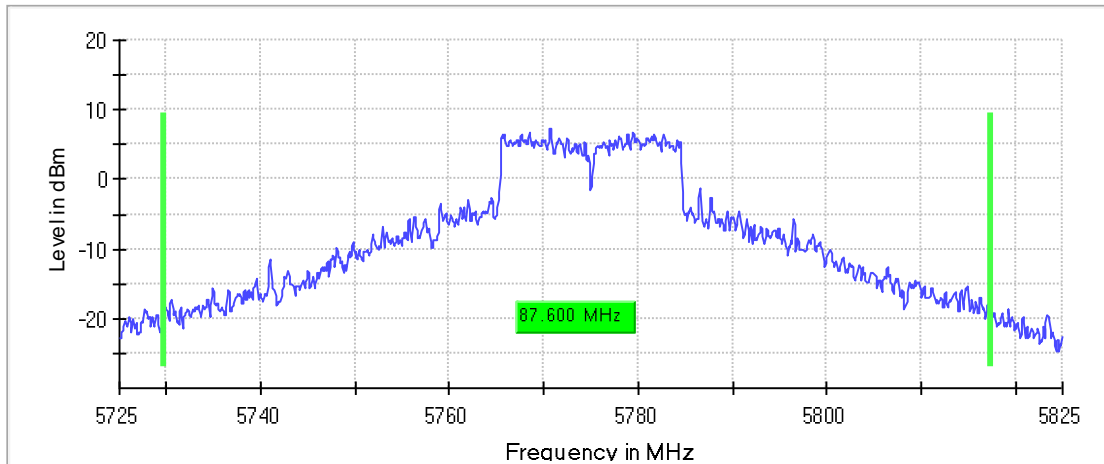
## Emission Bandwidth 26 dB (5775 MHz; 24.000 dBm; 20 MHz)

### 26 dB Bandwidth

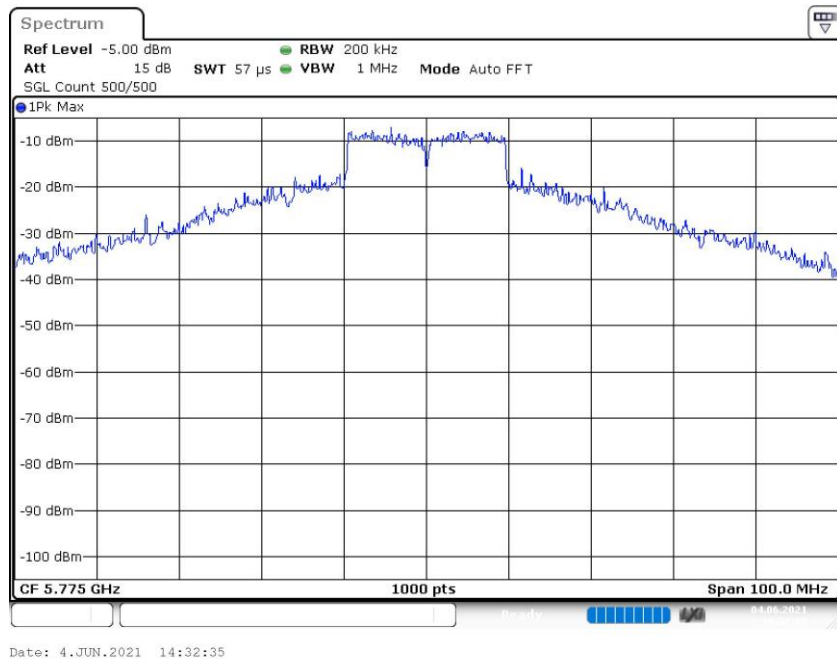
DUT Frequency (MHz)	Bandwidth (MHz)	Limit Min (MHz)	Limit Max (MHz)	Band Edge Left (MHz)	Band Edge Right (MHz)
5775.000000	87.600000	---	---	5729.750000	5817.350000

DUT Frequency (MHz)	Max Level (dBm)	Result
5775.000000	7.4	PASS

26 dB Bandwidth



Bandwidth



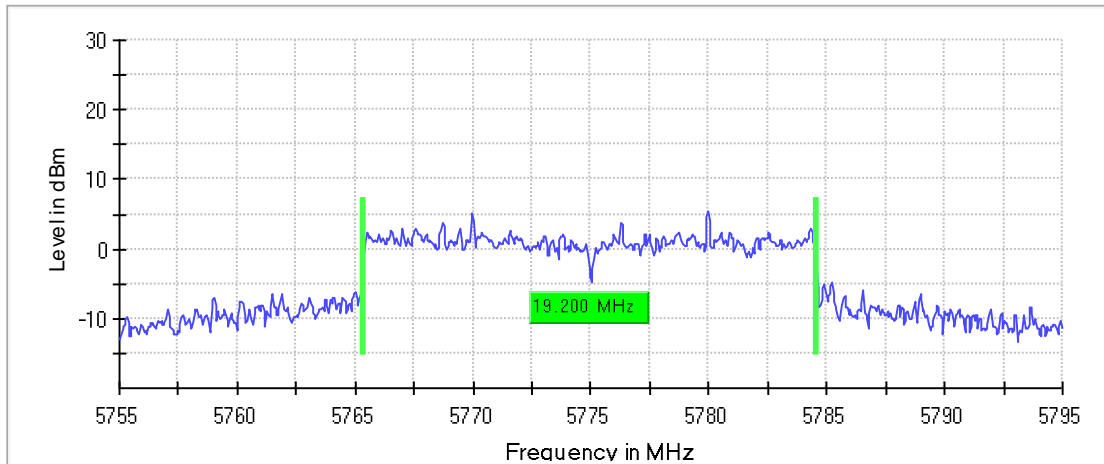
## Minimum Emission Bandwidth 6 dB (5775 MHz; 24.000 dBm; 20 MHz)

### 6 dB Bandwidth

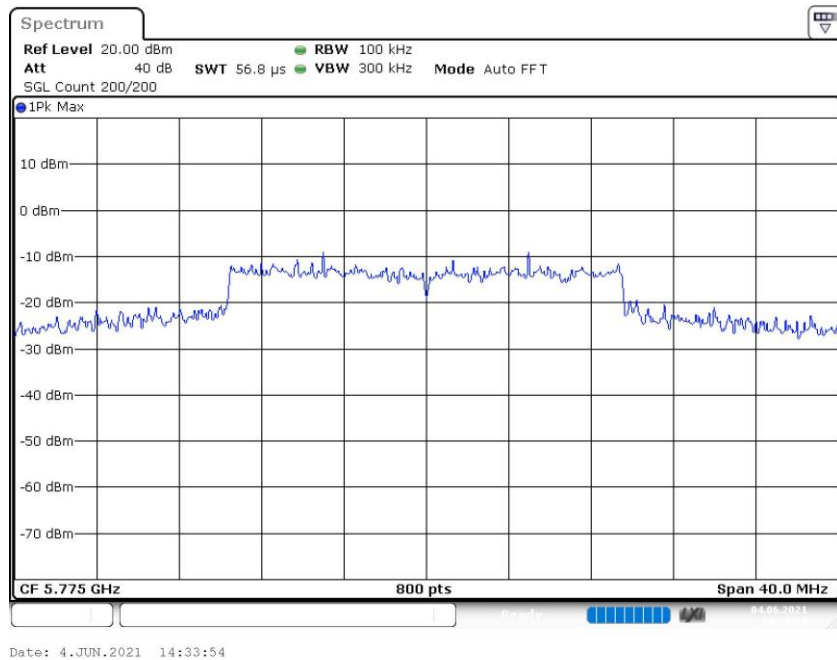
DUT Frequency (MHz)	Bandwidth (MHz)	Limit Min (MHz)	Limit Max (MHz)	Band Edge Left (MHz)	Band Edge Right (MHz)
5775.000000	19.200000	0.500000	---	5765.375000	5784.575000

DUT Frequency (MHz)	Max Level (dBm)	Result
5775.000000	5.4	PASS

6 dB Bandwidth



Bandwidth



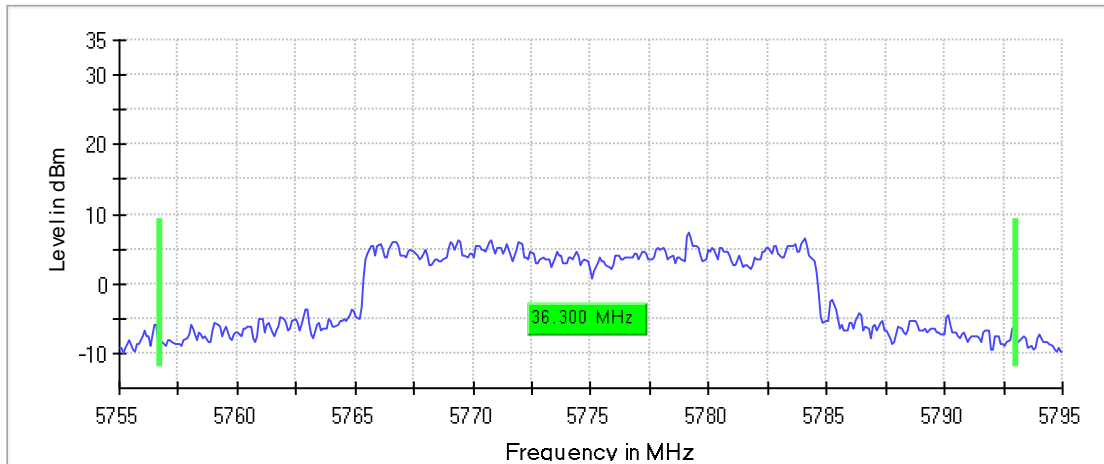
Occupied Channel Bandwidth 99% (5775 MHz; 24.000 dBm; 20 MHz)

### 99 % Bandwidth

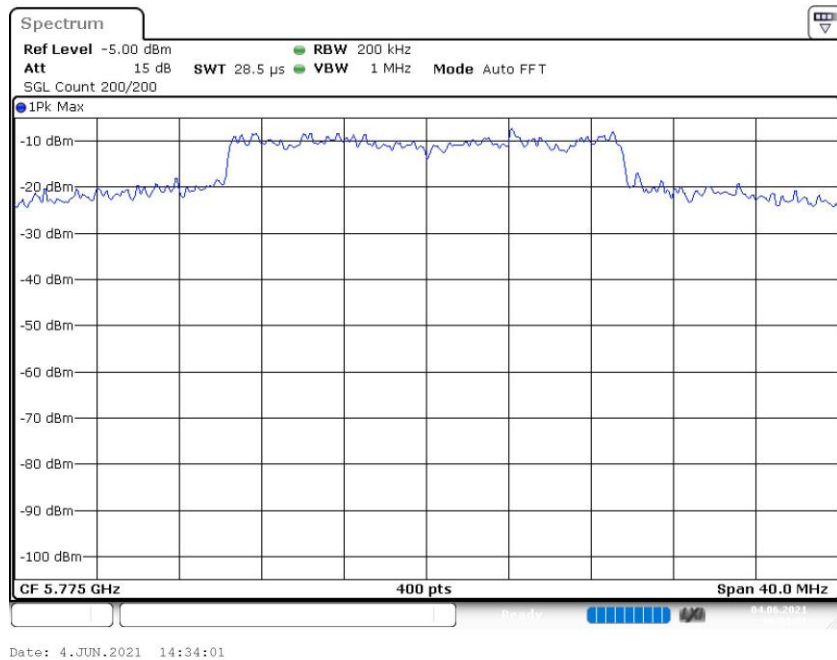
DUT Frequency (MHz)	Bandwidth (MHz)	Limit Min (MHz)	Limit Max (MHz)	Band Edge Left (MHz)	Band Edge Right (MHz)
5775.000000	36.300000	---	---	5756.750000	5793.050000

DUT Frequency (MHz)	Result
5775.000000	PASS

99 %Bandwidth



Bandwidth



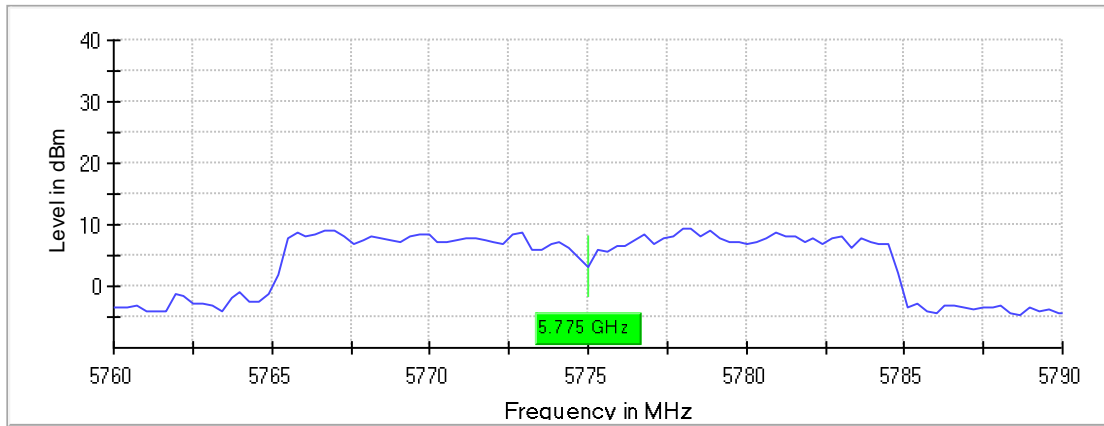
**Frequency Error (5775 MHz; 24.000 dBm; 20 MHz)**

**Result**

DUT Frequency (MHz)	Frequency (MHz)	Difference (ppm)	Frequency Difference (kHz)	Limit Min (MHz)	Limit Max (MHz)	Result
5775.000000	5774.987002	2.251	-12.998500	---	---	PASS

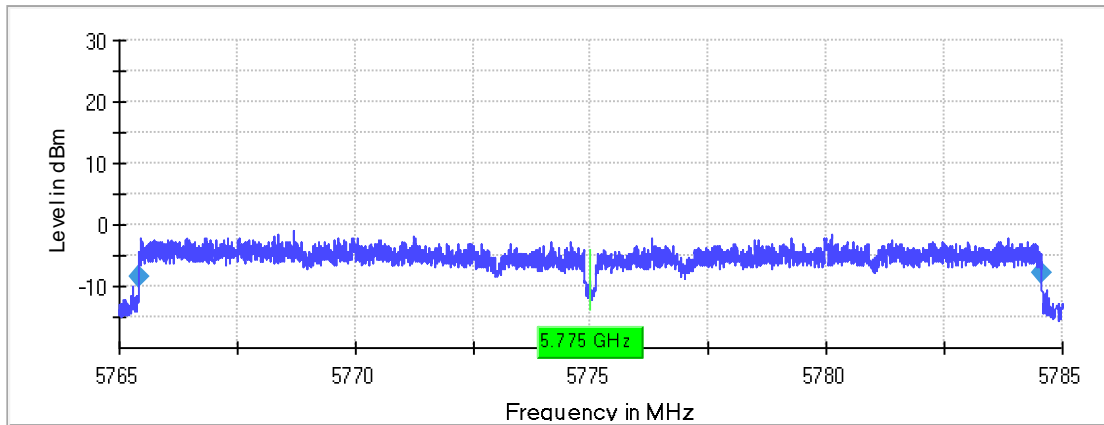


Frequency stability Pre



Center frequency (green line) Max Hold (blue line)

Frequency stability



Edge points (blue diamonds) Max Hold (blue line) Center frequency (green line)

### Tx Spurious Emission (5775 MHz; 24.000 dBm; 20 MHz)

#### Result

DUT Frequency (MHz)	Result
5775.000000	PASS

#### Final measurements

Frequency (MHz)	Level Pre Measurement (dBm)	level (dBm)	Limit (dBm)	Margin (dB)	Result
---	---	---	---	---	---

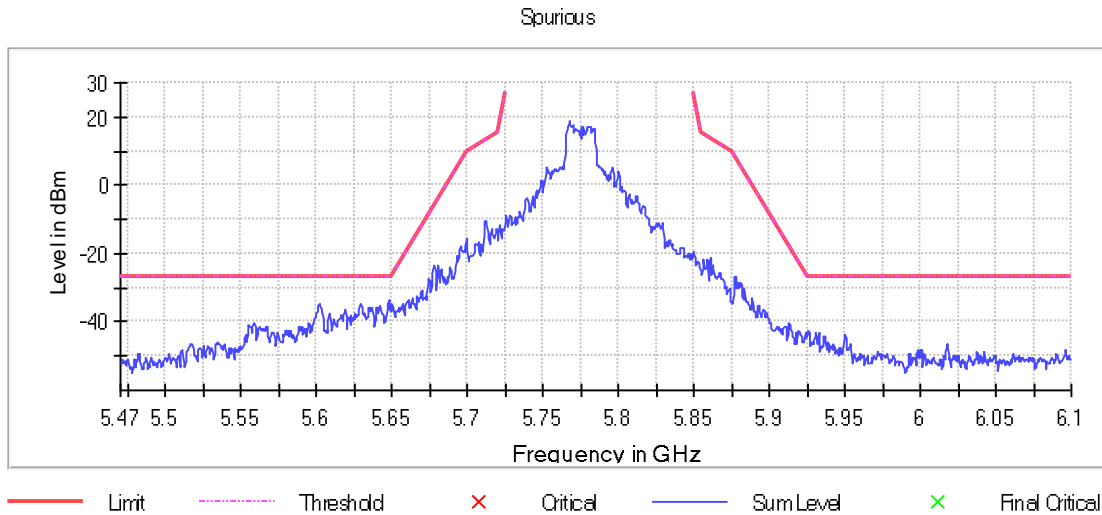
#### Pre Measurements

Frequency (MHz)	Level (dBm)	Margin (dB)	Limit (dBm)
5647.750000	-33.8	6.8	-27.0
5648.250000	-34.3	7.3	-27.0
5601.750000	-34.5	7.5	-27.0
5602.250000	-34.5	7.5	-27.0
5647.250000	-34.9	7.9	-27.0
5649.750000	-34.9	7.9	-27.0
5628.750000	-35.0	8.0	-27.0
5629.250000	-35.0	8.0	-27.0
5650.250000	-34.9	8.1	-26.8
5601.250000	-35.2	8.2	-27.0
5602.750000	-35.2	8.2	-27.0

5641.750000	-35.2	8.2	-27.0
5642.250000	-35.2	8.2	-27.0
5639.750000	-35.6	8.6	-27.0
5636.750000	-35.7	8.7	-27.0

### Measurement Settings

Start Frequency (MHz)	Stop Frequency (MHz)	Pre Measurement	Final Measurement
5470.000000	6100.000000	2	2



### Tx Spurious Emission(2) (5775 MHz; 24.000 dBm; 20 MHz)

#### Result

DUT Frequency (MHz)	Result
5775.000000	PASS

#### Final measurements

Frequency (MHz)	Level Pre Measurement (dBm)	level (dBm)	Limit (dBm)	Margin (dB)	Result
---	---	---	---	---	---

#### Pre Measurements

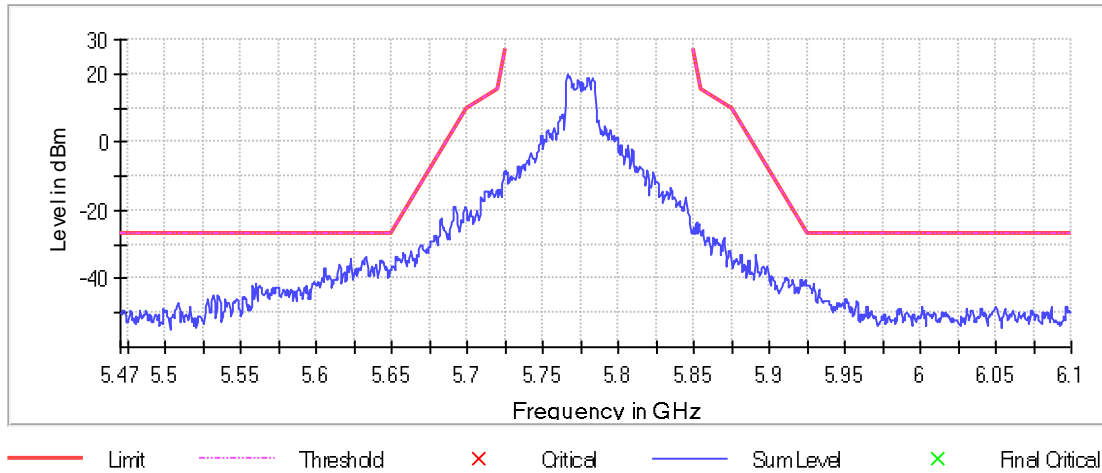
Frequency (MHz)	Level (dBm)	Margin (dB)	Limit (dBm)
5632.750000	-33.8	6.8	-27.0
5622.750000	-34.1	7.1	-27.0
5632.250000	-34.1	7.1	-27.0
5633.250000	-34.2	7.2	-27.0
5630.250000	-34.5	7.5	-27.0
5643.750000	-34.6	7.6	-27.0
5622.250000	-34.6	7.6	-27.0
5630.750000	-34.9	7.9	-27.0
5629.750000	-34.9	7.9	-27.0
5642.750000	-34.9	7.9	-27.0
5642.250000	-35.0	8.0	-27.0
5644.250000	-35.0	8.0	-27.0
5631.750000	-35.1	8.1	-27.0
5623.250000	-35.2	8.2	-27.0
5643.250000	-35.3	8.3	-27.0

### Measurement Settings

Start Frequency (MHz)	Stop Frequency (MHz)	Pre Measurement	Final Measurement

5470.000000	6100.000000	2	2
-------------	-------------	---	---

Spurious



### Tx Spurious Emission(3) (5775 MHz; 24.000 dBm; 20 MHz)

#### Result

DUT Frequency (MHz)	Result
5775.000000	PASS

#### Final measurements

Frequency (MHz)	Level Pre Measurement (dBm)	level (dBm)	Limit (dBm)	Margin (dB)	Result
---	---	---	---	---	---

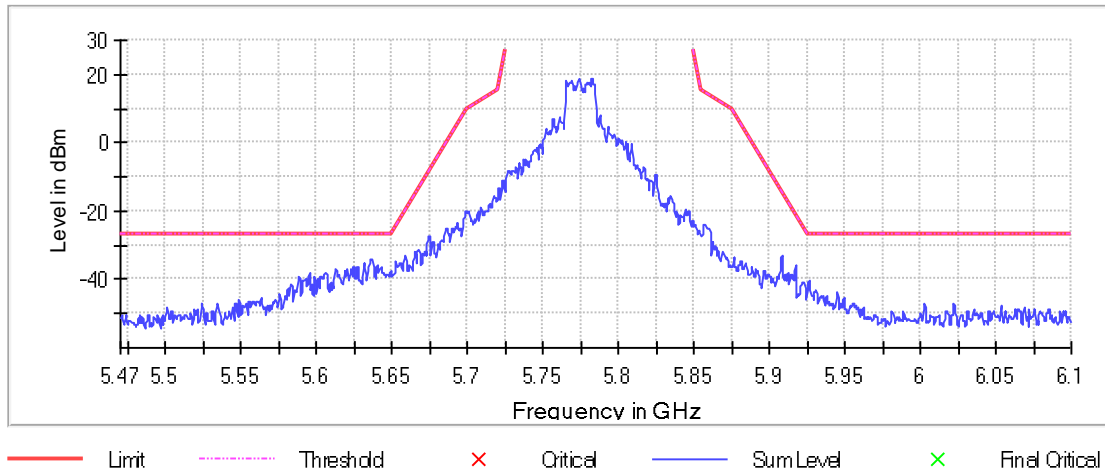
#### Pre Measurements

Frequency (MHz)	Level (dBm)	Margin (dB)	Limit (dBm)
5637.250000	-33.9	6.9	-27.0
5636.750000	-33.9	6.9	-27.0
5636.250000	-34.3	7.3	-27.0
5635.750000	-34.4	7.4	-27.0
5635.250000	-35.4	8.4	-27.0
5631.750000	-35.4	8.4	-27.0
5631.250000	-35.5	8.5	-27.0
5640.250000	-35.8	8.8	-27.0
5637.750000	-36.1	9.1	-27.0
5640.750000	-36.2	9.2	-27.0
5624.750000	-36.2	9.2	-27.0
5624.250000	-36.3	9.3	-27.0
5627.250000	-36.3	9.3	-27.0
5642.750000	-36.3	9.3	-27.0
5634.750000	-36.4	9.4	-27.0

#### Measurement Settings

Start Frequency (MHz)	Stop Frequency (MHz)	Pre Measurement	Final Measurement
5470.000000	6100.000000	2	2

Spurious



**Tx Spurious Emission(4) (5775 MHz; 24.000 dBm; 20 MHz)**

**Result**

DUT Frequency (MHz)	Result
5775.000000	PASS

**Final measurements**

Frequency (MHz)	Level Pre Measurement (dBm)	level (dBm)	Limit (dBm)	Margin (dB)	Result
---	---	---	---	---	---

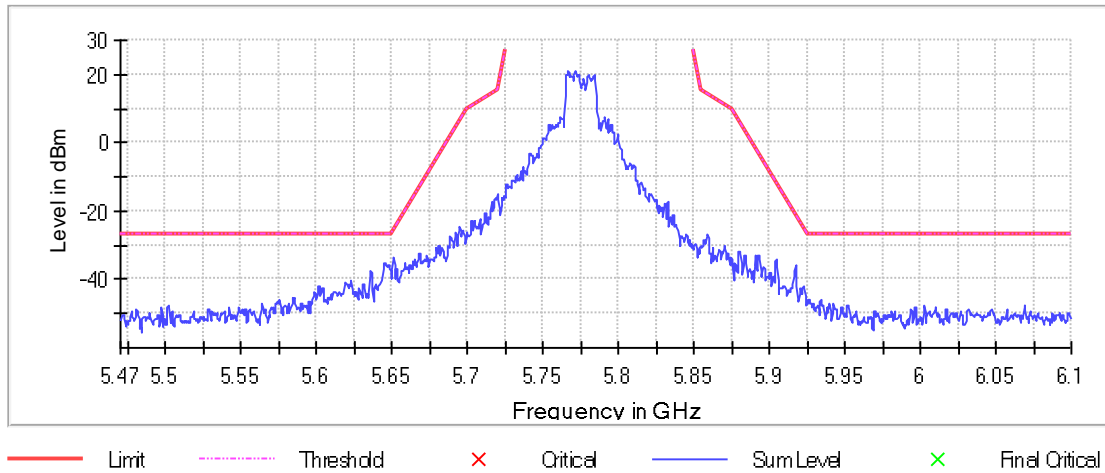
**Pre Measurements**

Frequency (MHz)	Level (dBm)	Margin (dB)	Limit (dBm)
5651.250000	-33.4	7.3	-26.1
5650.750000	-33.8	7.4	-26.4
5645.250000	-35.0	8.0	-27.0
5645.750000	-35.1	8.1	-27.0
5644.750000	-35.4	8.4	-27.0
5646.250000	-35.6	8.6	-27.0
5647.250000	-36.0	9.0	-27.0
5647.750000	-36.1	9.1	-27.0
5646.750000	-36.5	9.5	-27.0
5648.250000	-36.6	9.6	-27.0
5644.250000	-36.8	9.8	-27.0
5651.750000	-35.6	9.9	-25.7
5648.750000	-37.1	10.1	-27.0
5635.750000	-37.6	10.6	-27.0
5649.250000	-37.7	10.7	-27.0

**Measurement Settings**

Start Frequency (MHz)	Stop Frequency (MHz)	Pre Measurement	Final Measurement
5470.000000	6100.000000	2	2

Spurious



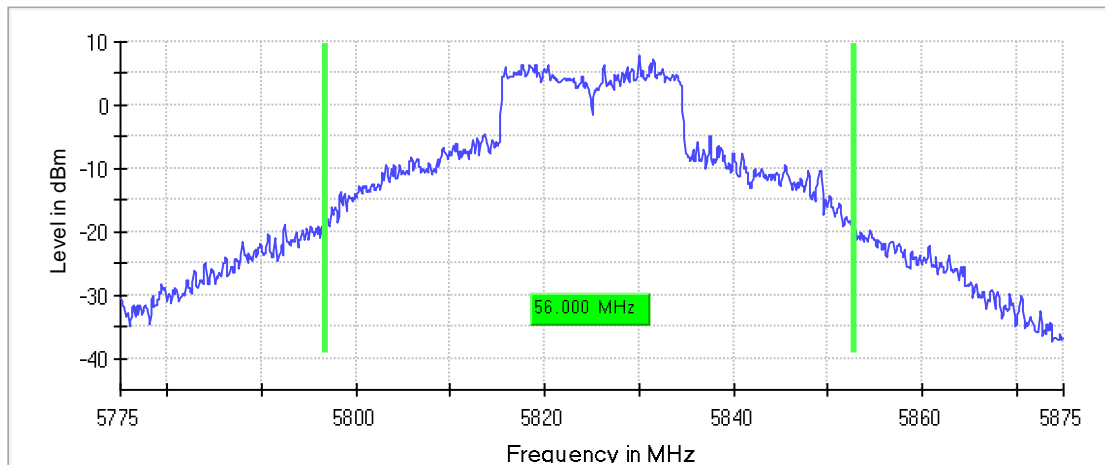
**Emission Bandwidth 26 dB (5825 MHz; 24.000 dBm; 20 MHz)**

**26 dB Bandwidth**

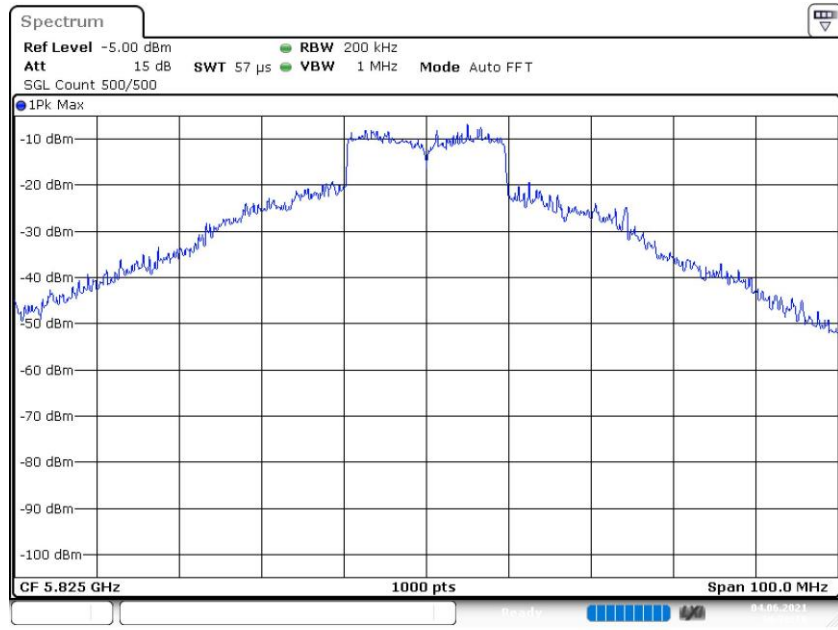
DUT Frequency (MHz)	Bandwidth (MHz)	Limit Min (MHz)	Limit Max (MHz)	Band Edge Left (MHz)	Band Edge Right (MHz)
5825.000000	56.000000	---	---	5796.850000	5852.850000

DUT Frequency (MHz)	Max Level (dBm)	Result
5825.000000	7.8	PASS

26 dB Bandwidth



Bandwidth



Date: 4.JUN.2021 14:36:10

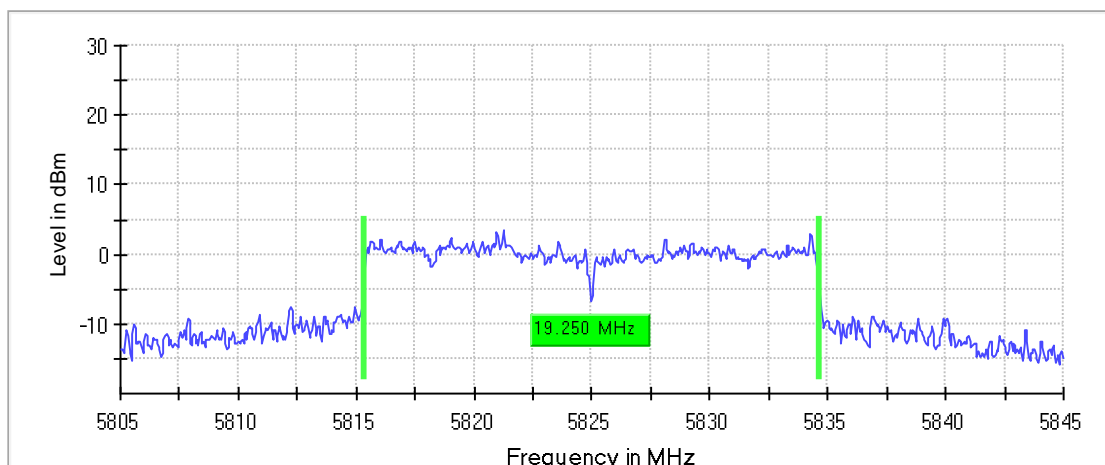
## Minimum Emission Bandwidth 6 dB (5825 MHz; 24.000 dBm; 20 MHz)

### 6 dB Bandwidth

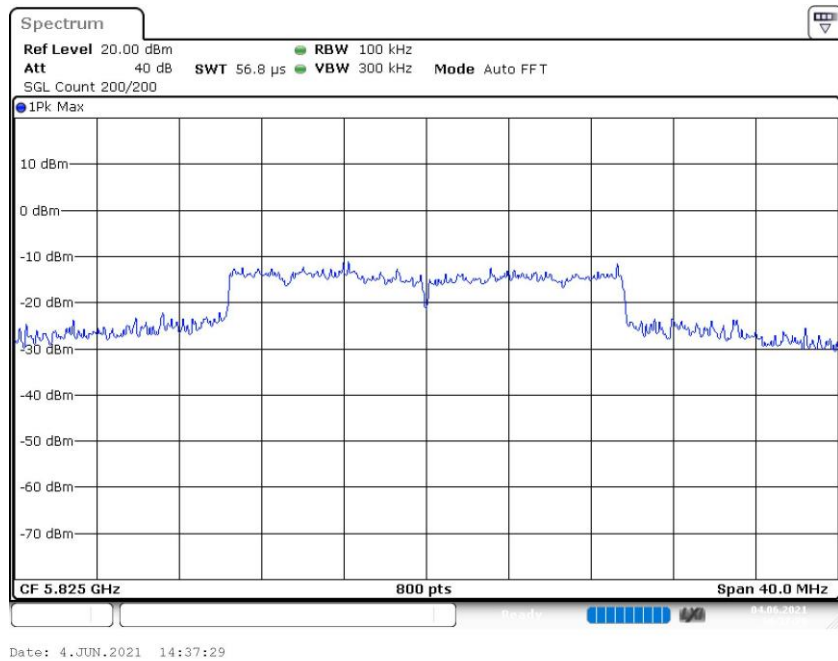
DUT Frequency (MHz)	Bandwidth (MHz)	Limit Min (MHz)	Limit Max (MHz)	Band Edge Left (MHz)	Band Edge Right (MHz)
5825.000000	19.250000	0.500000	--	5815.375000	5834.625000

DUT Frequency (MHz)	Max Level (dBm)	Result
5825.000000	3.4	PASS

6 dB Bandwidth



Bandwidth



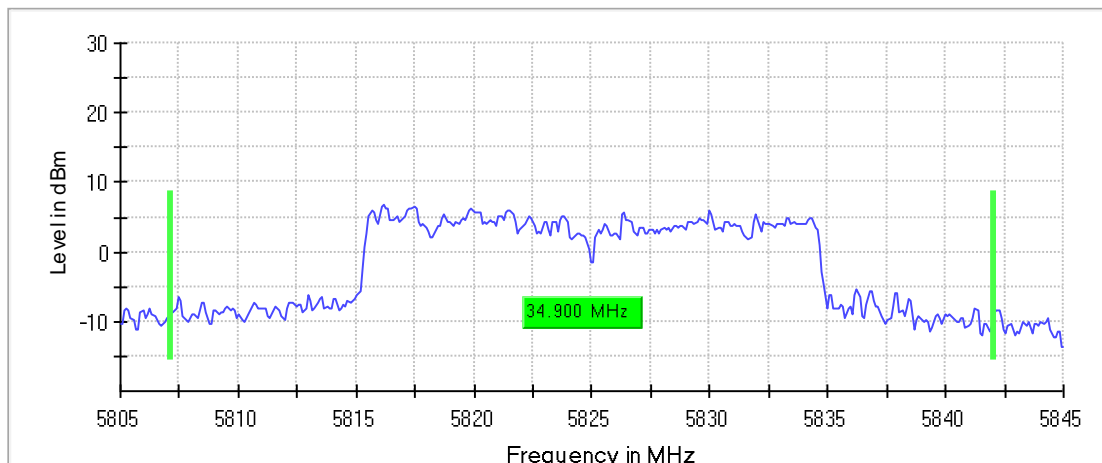
**Occupied Channel Bandwidth 99% (5825 MHz; 24.000 dBm; 20 MHz)**

**99 % Bandwidth**

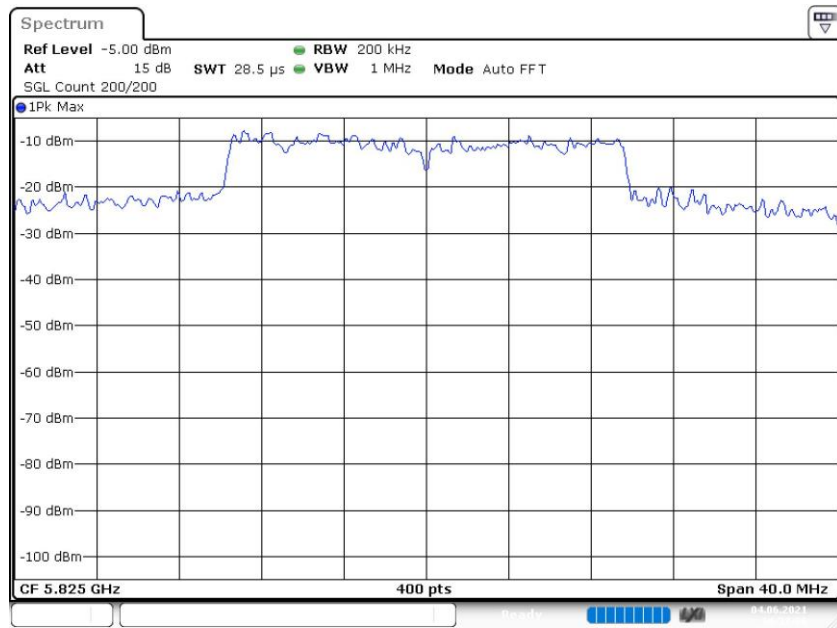
DUT Frequency (MHz)	Bandwidth (MHz)	Limit Min (MHz)	Limit Max (MHz)	Band Edge Left (MHz)	Band Edge Right (MHz)
5825.000000	34.900000	---	---	5807.150000	5842.050000

DUT Frequency (MHz)	Result
5825.000000	PASS

99 %Bandwidth



Bandwidth



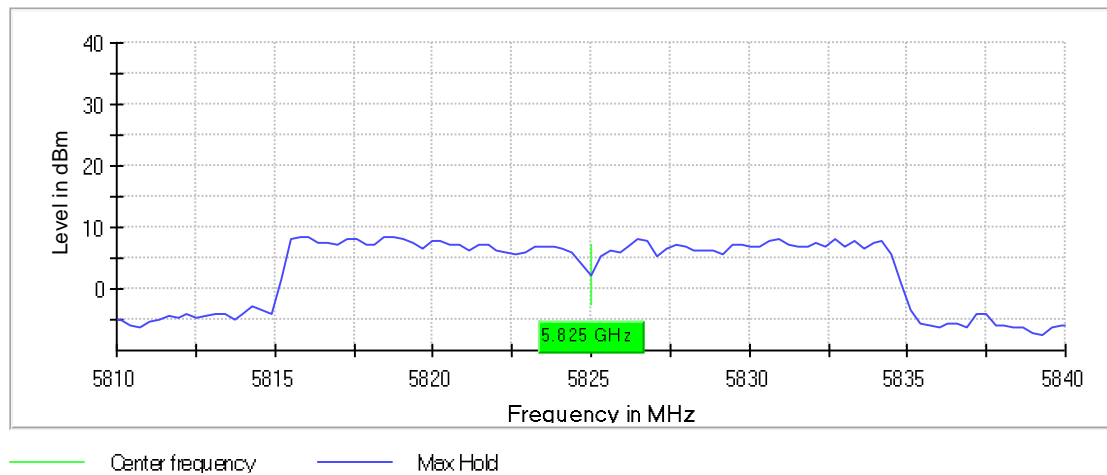
Date: 4.JUN.2021 14:37:36

## Frequency Error (5825 MHz; 24.000 dBm; 20 MHz)

### Result

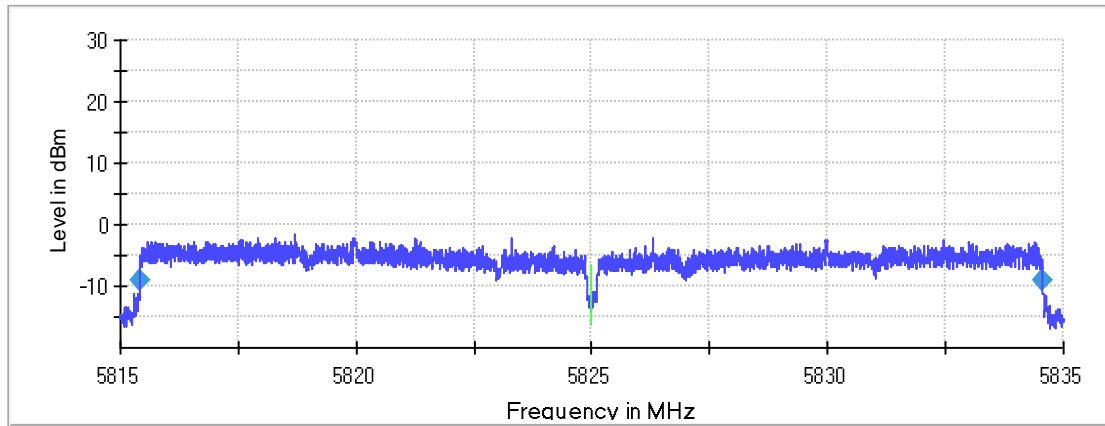
DUT Frequency (MHz)	Frequency (MHz)	Difference (ppm)	Frequency Difference (kHz)	Limit Min (MHz)	Limit Max (MHz)	Result
5825.000000	5824.988002	2.060	-11.998500	---	---	PASS

Frequency stability Pre





### Frequency stability



## Tx Spurious Emission (5825 MHz; 24.000 dBm; 20 MHz)

### Result

DUT Frequency (MHz)	Result
5825.000000	PASS

### Final measurements

Frequency (MHz)	Level Pre Measurement (dBm)	level (dBm)	Limit (dBm)	Margin (dB)	Result
---	---	---	---	---	---

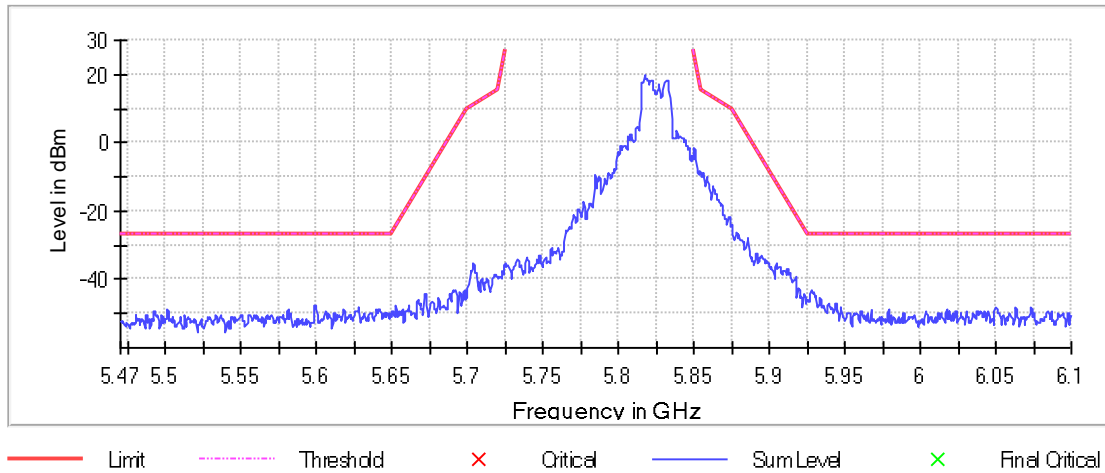
### Pre Measurements

Frequency (MHz)	Level (dBm)	Margin (dB)	Limit (dBm)
5927.750000	-43.3	16.3	-27.0
5929.250000	-43.8	16.8	-27.0
5929.750000	-43.9	16.9	-27.0
5928.250000	-43.9	16.9	-27.0
5928.750000	-44.1	17.1	-27.0
5927.250000	-44.2	17.2	-27.0
5917.250000	-39.1	17.8	-21.3
5930.750000	-45.0	18.0	-27.0
5926.750000	-45.1	18.1	-27.0
5930.250000	-45.1	18.1	-27.0
5933.750000	-45.3	18.3	-27.0
5931.250000	-45.5	18.5	-27.0
5917.750000	-40.1	18.5	-21.6
5923.250000	-44.3	18.6	-25.7
5925.250000	-45.8	18.8	-27.0

### Measurement Settings

Start Frequency (MHz)	Stop Frequency (MHz)	Pre Measurement	Final Measurement
5470.000000	6100.000000	2	2

Spurious



**Tx Spurious Emission(2) (5825 MHz; 24.000 dBm; 20 MHz)**

**Result**

DUT Frequency (MHz)	Result
5825.000000	PASS

**Final measurements**

Frequency (MHz)	Level Pre Measurement (dBm)	level (dBm)	Limit (dBm)	Margin (dB)	Result
---	---	---	---	---	---

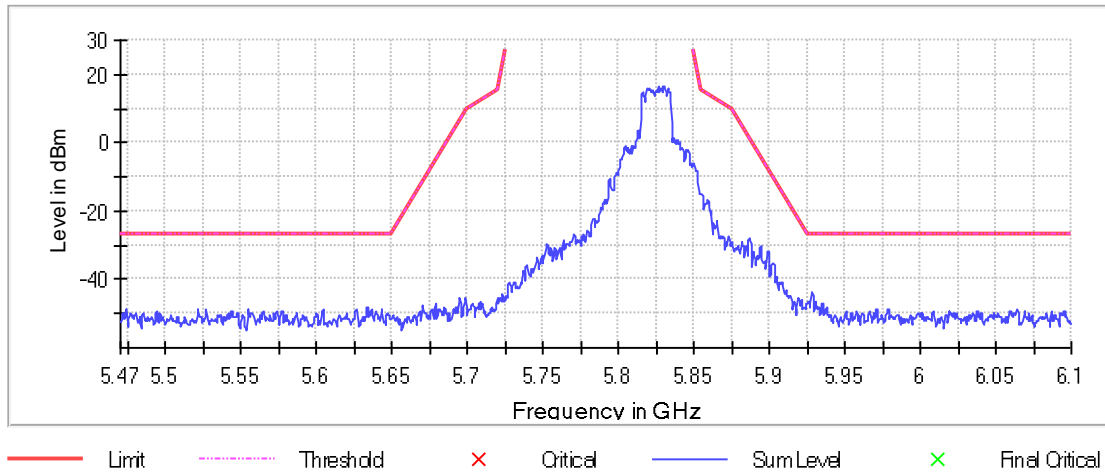
**Pre Measurements**

Frequency (MHz)	Level (dBm)	Margin (dB)	Limit (dBm)
5928.250000	-43.9	16.9	-27.0
5927.750000	-44.3	17.3	-27.0
5928.750000	-44.6	17.6	-27.0
5926.250000	-46.3	19.3	-27.0
5930.750000	-46.6	19.6	-27.0
5925.750000	-46.6	19.6	-27.0
5931.250000	-46.8	19.8	-27.0
5929.250000	-46.9	19.9	-27.0
5935.250000	-47.1	20.1	-27.0
5925.250000	-47.2	20.2	-27.0
5934.750000	-47.2	20.2	-27.0
5927.250000	-47.3	20.3	-27.0
5924.750000	-47.3	20.5	-26.8
5924.250000	-47.4	20.9	-26.4
5926.750000	-48.0	21.0	-27.0

**Measurement Settings**

Start Frequency (MHz)	Stop Frequency (MHz)	Pre Measurement	Final Measurement
5470.000000	6100.000000	2	2

### Spurious



## Tx Spurious Emission(3) (5825 MHz; 24.000 dBm; 20 MHz)

### Result

DUT Frequency (MHz)	Result
5825.000000	PASS

### Final measurements

Frequency (MHz)	Level Pre Measurement (dBm)	level (dBm)	Limit (dBm)	Margin (dB)	Result
---	---	---	---	---	---

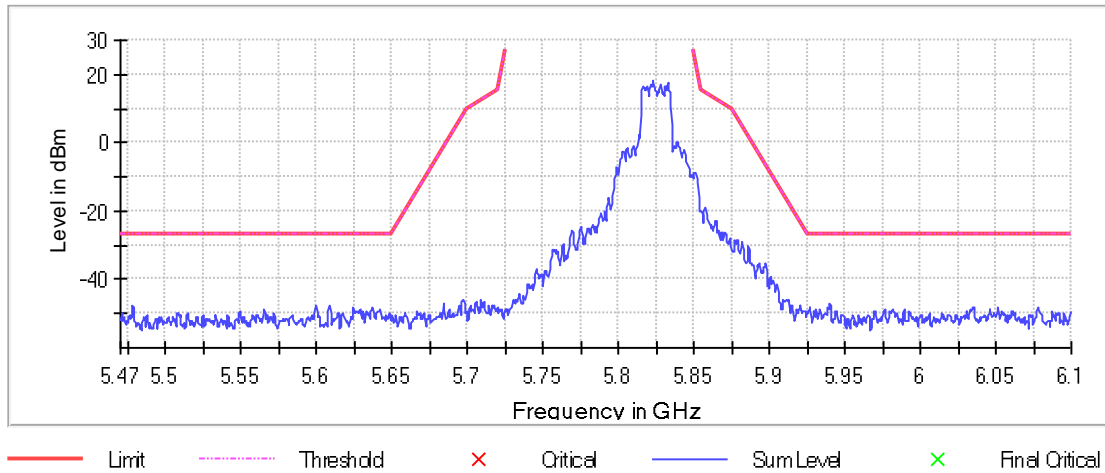
### Pre Measurements

Frequency (MHz)	Level (dBm)	Margin (dB)	Limit (dBm)
5940.250000	-47.1	20.1	-27.0
5608.250000	-47.5	20.5	-27.0
5608.750000	-47.6	20.6	-27.0
5940.750000	-47.7	20.7	-27.0
5478.250000	-47.8	20.8	-27.0
5599.750000	-47.8	20.8	-27.0
5599.250000	-47.8	20.8	-27.0
5938.750000	-48.0	21.0	-27.0
6035.250000	-48.1	21.1	-27.0
6034.750000	-48.1	21.1	-27.0
6051.250000	-48.1	21.1	-27.0
6051.750000	-48.2	21.2	-27.0
5926.750000	-48.3	21.3	-27.0
5624.250000	-48.3	21.3	-27.0
5636.750000	-48.3	21.3	-27.0

### Measurement Settings

Start Frequency (MHz)	Stop Frequency (MHz)	Pre Measurement	Final Measurement
5470.000000	6100.000000	2	2

Spurious



**Tx Spurious Emission(4) (5825 MHz; 24.000 dBm; 20 MHz)**

**Result**

DUT Frequency (MHz)	Result
5825.000000	PASS

**Final measurements**

Frequency (MHz)	Level Pre Measurement (dBm)	level (dBm)	Limit (dBm)	Margin (dB)	Result
---	---	---	---	---	---

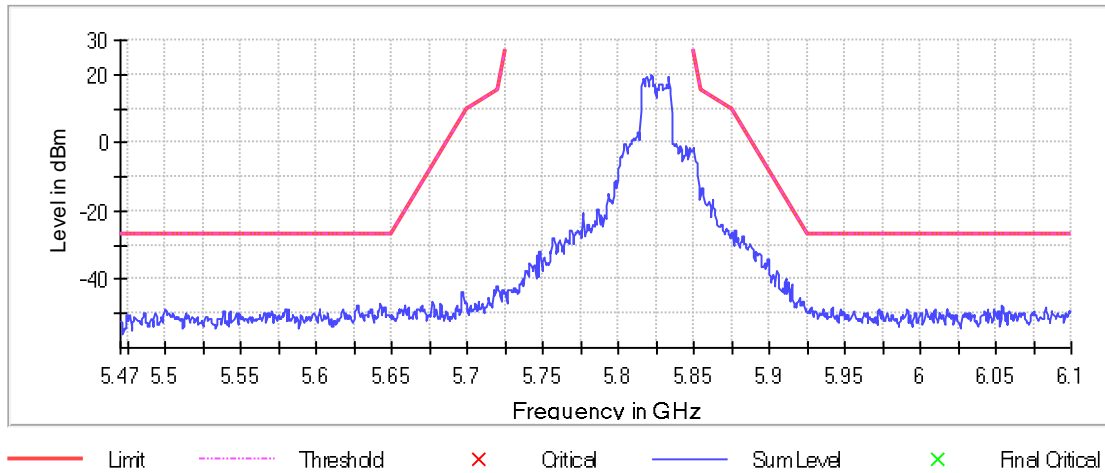
**Pre Measurements**

Frequency (MHz)	Level (dBm)	Margin (dB)	Limit (dBm)
5642.250000	-47.3	20.3	-27.0
6054.250000	-47.4	20.4	-27.0
5627.250000	-47.5	20.5	-27.0
5626.750000	-47.6	20.6	-27.0
5641.750000	-48.0	21.0	-27.0
6083.250000	-48.0	21.0	-27.0
5941.750000	-48.1	21.1	-27.0
6082.750000	-48.1	21.1	-27.0
6053.750000	-48.1	21.1	-27.0
5642.750000	-48.2	21.2	-27.0
5922.750000	-46.5	21.2	-25.3
5942.250000	-48.2	21.2	-27.0
5644.750000	-48.2	21.2	-27.0
6054.750000	-48.2	21.2	-27.0
5645.250000	-48.3	21.3	-27.0

**Measurement Settings**

Start Frequency (MHz)	Stop Frequency (MHz)	Pre Measurement	Final Measurement
5470.000000	6100.000000	2	2

Spurious



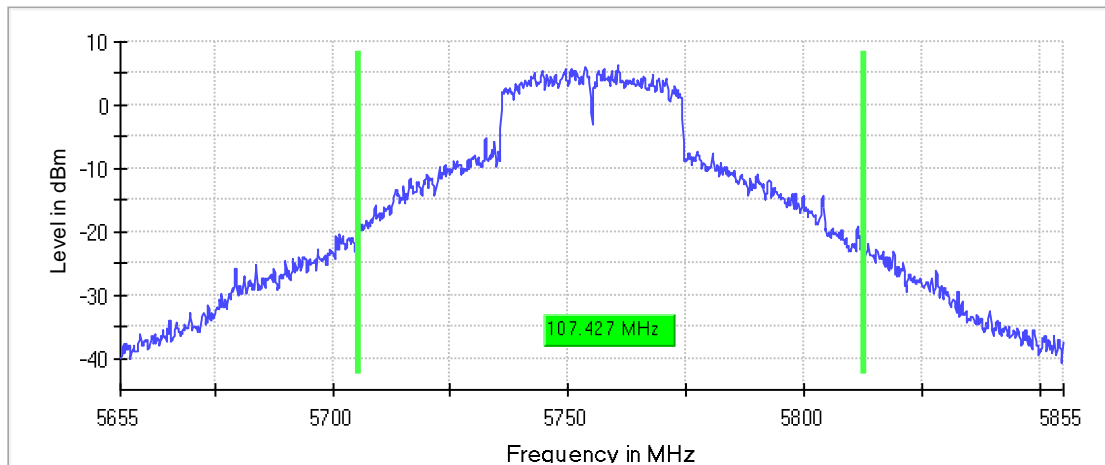
**Emission Bandwidth 26 dB (5755 MHz; 24.000 dBm; 40 MHz)**

**26 dB Bandwidth**

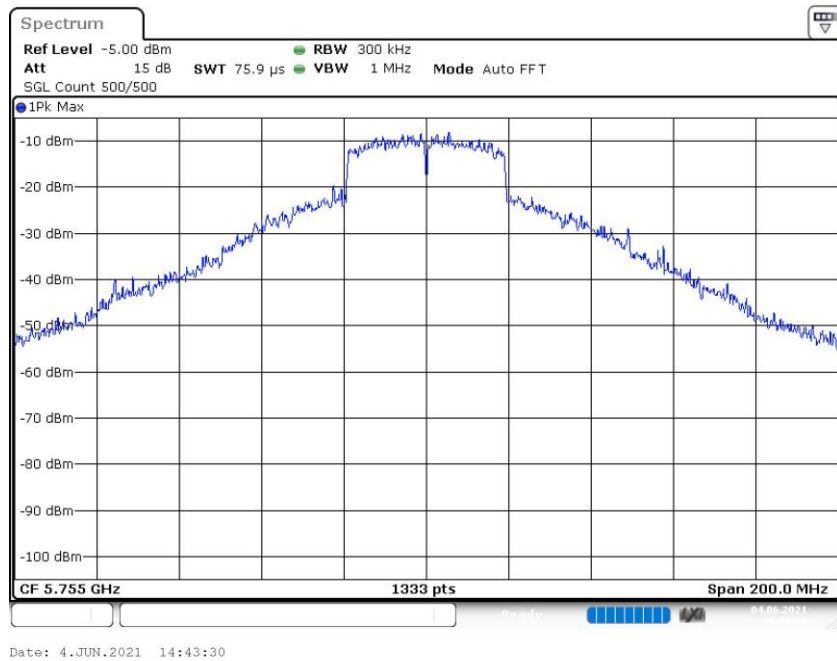
DUT Frequency (MHz)	Bandwidth (MHz)	Limit Min (MHz)	Limit Max (MHz)	Band Edge Left (MHz)	Band Edge Right (MHz)
5755.000000	107.426857	---	---	5705.337584	5812.764441

DUT Frequency (MHz)	Max Level (dBm)	Result
5755.000000	6.4	PASS

26 dB Bandwidth



Bandwidth



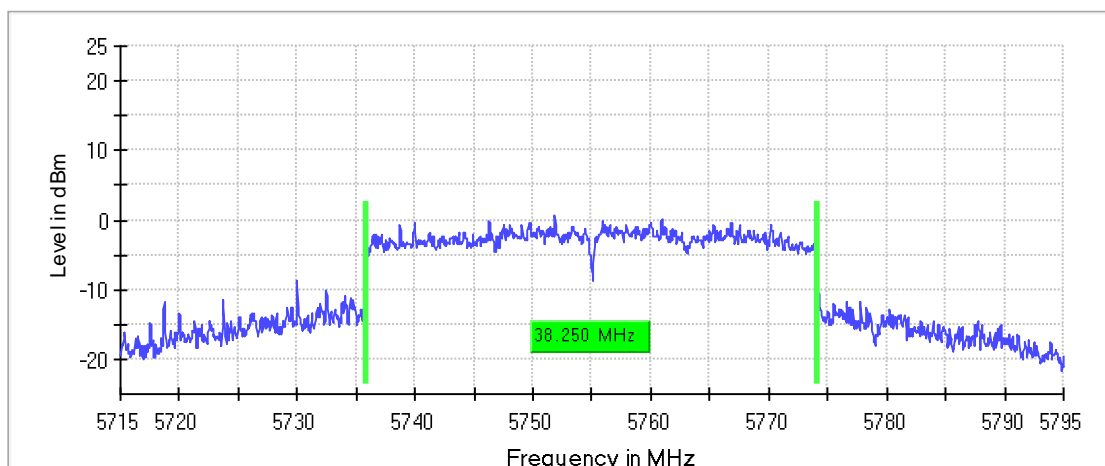
## Minimum Emission Bandwidth 6 dB (5755 MHz; 24.000 dBm; 40 MHz)

### 6 dB Bandwidth

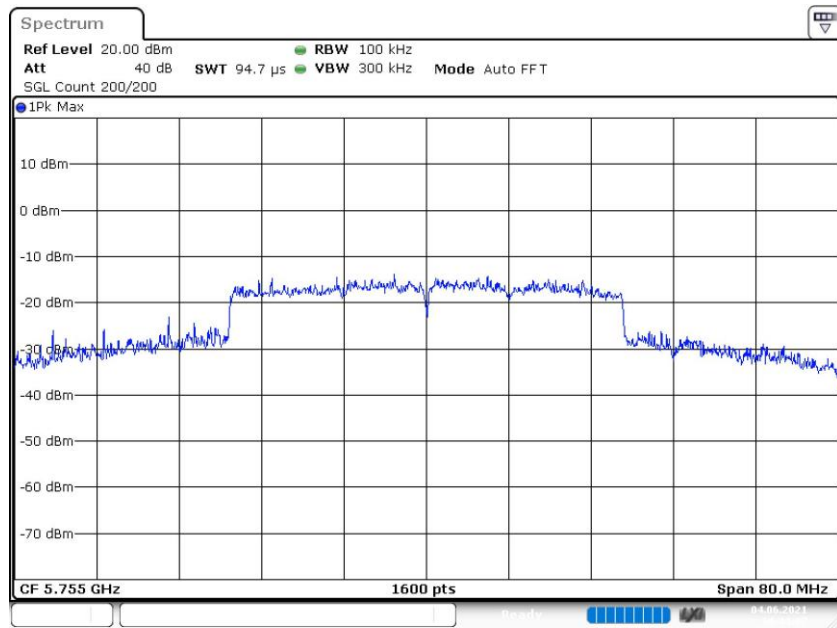
DUT Frequency (MHz)	Bandwidth (MHz)	Limit Min (MHz)	Limit Max (MHz)	Band Edge Left (MHz)	Band Edge Right (MHz)
5755.000000	38.250000	0.500000	--	5735.875000	5774.125000

DUT Frequency (MHz)	Max Level (dBm)	Result
5755.000000	0.6	PASS

6 dB Bandwidth



Bandwidth



Date: 4.JUN.2021 14:44:47

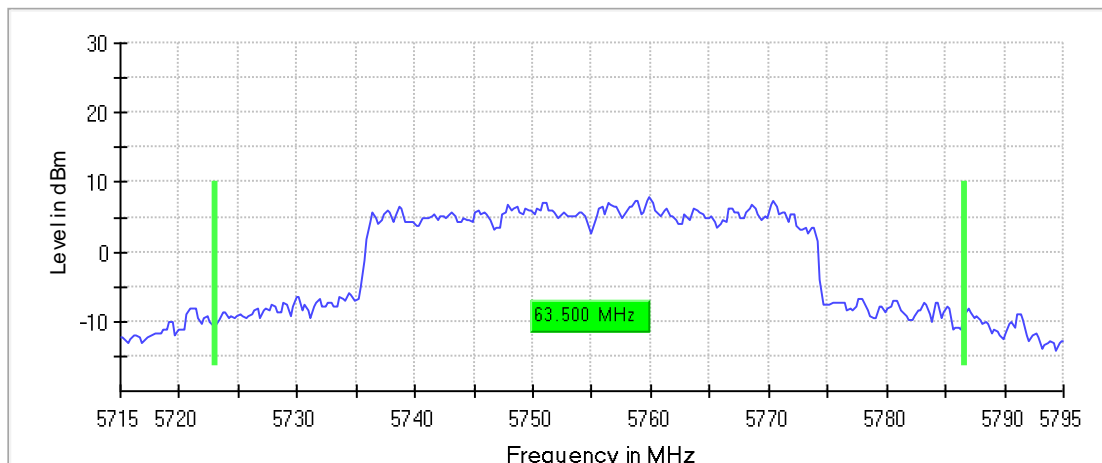
**Occupied Channel Bandwidth 99% (5755 MHz; 24.000 dBm; 40 MHz)**

**99 % Bandwidth**

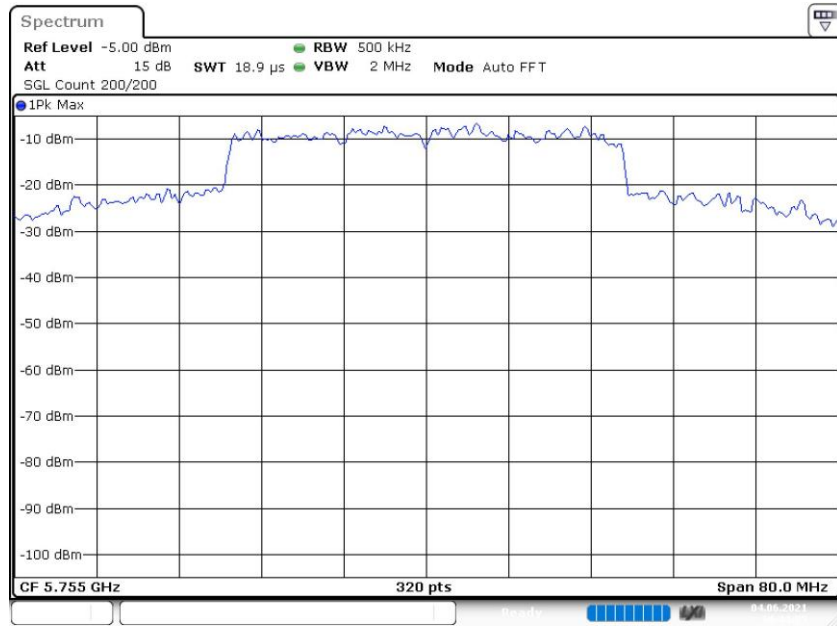
DUT Frequency (MHz)	Bandwidth (MHz)	Limit Min (MHz)	Limit Max (MHz)	Band Edge Left (MHz)	Band Edge Right (MHz)
5755.000000	63.500000	---	---	5723.125000	5786.625000

DUT Frequency (MHz)	Result
5755.000000	PASS

99 %Bandwidth



Bandwidth



Date: 4.JUN.2021 14:44:55

## Tx Spurious Emission (5755 MHz; 24.000 dBm; 40 MHz)

### Result

DUT Frequency (MHz)	Result
5755.000000	PASS

### Final measurements

Frequency (MHz)	Level Pre Measurement (dBm)	level (dBm)	Limit (dBm)	Margin (dB)	Result
---	---	---	---	---	---

### Pre Measurements

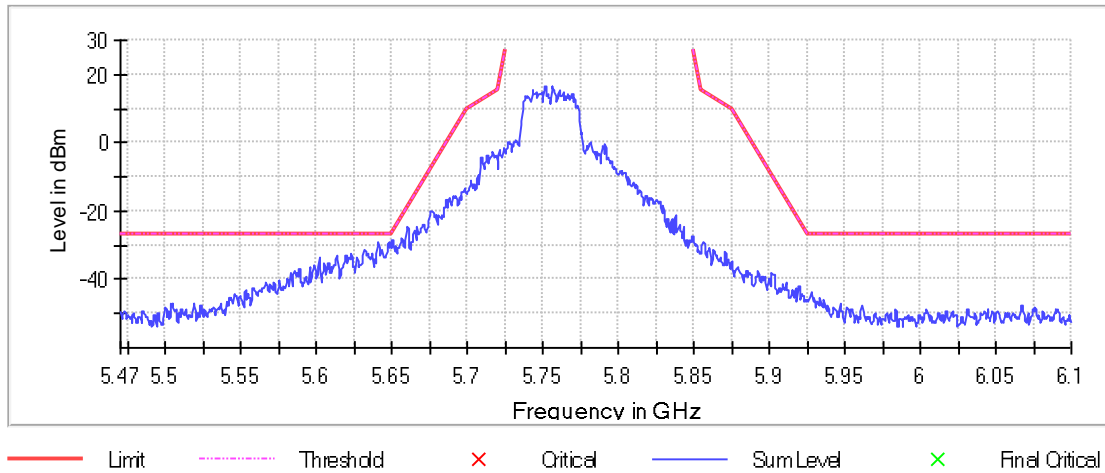
Frequency (MHz)	Level (dBm)	Margin (dB)	Limit (dBm)
5650.250000	-28.6	1.8	-26.8
5650.750000	-28.5	2.1	-26.4
5647.750000	-29.3	2.3	-27.0
5641.250000	-29.3	2.3	-27.0
5640.750000	-29.3	2.3	-27.0
5647.250000	-29.5	2.5	-27.0
5648.250000	-30.3	3.3	-27.0
5649.250000	-30.3	3.3	-27.0
5640.250000	-30.4	3.4	-27.0
5649.750000	-30.5	3.5	-27.0
5648.750000	-30.6	3.6	-27.0
5641.750000	-30.6	3.6	-27.0
5651.250000	-29.9	3.9	-26.1
5643.250000	-31.1	4.1	-27.0
5631.750000	-31.4	4.4	-27.0

### Measurement Settings

Start Frequency (MHz)	Stop Frequency (MHz)	Pre Measurement	Final Measurement
5470.000000	6100.000000	2	2



### Spurious



## Tx Spurious Emission(2) (5755 MHz; 24.000 dBm; 40 MHz)

### Result

DUT Frequency (MHz)	Result
5755.000000	PASS

### Final measurements

Frequency (MHz)	Level Pre Measurement (dBm)	level (dBm)	Limit (dBm)	Margin (dB)	Result
---	---	---	---	---	---

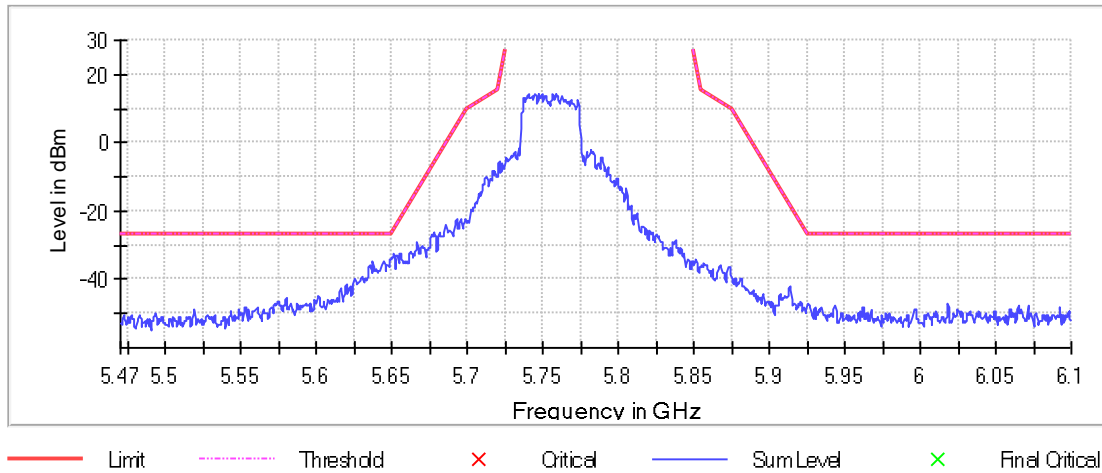
### Pre Measurements

Frequency (MHz)	Level (dBm)	Margin (dB)	Limit (dBm)
5651.250000	-32.5	6.5	-26.1
5650.250000	-33.4	6.6	-26.8
5649.750000	-33.7	6.7	-27.0
5650.750000	-33.4	7.0	-26.4
5649.250000	-34.0	7.0	-27.0
5648.750000	-34.3	7.3	-27.0
5637.250000	-34.4	7.4	-27.0
5644.250000	-34.5	7.5	-27.0
5644.750000	-34.5	7.5	-27.0
5652.750000	-33.1	8.1	-25.0
5653.250000	-32.8	8.2	-24.6
5651.750000	-34.1	8.4	-25.7
5643.250000	-35.6	8.6	-27.0
5646.750000	-35.6	8.6	-27.0
5635.250000	-35.7	8.7	-27.0

### Measurement Settings

Start Frequency (MHz)	Stop Frequency (MHz)	Pre Measurement	Final Measurement
5470.000000	6100.000000	2	2

Spurious



**Tx Spurious Emission(3) (5755 MHz; 24.000 dBm; 40 MHz)**

**Result**

DUT Frequency (MHz)	Result
5755.000000	PASS

**Final measurements**

Frequency (MHz)	Level Pre Measurement (dBm)	level (dBm)	Limit (dBm)	Margin (dB)	Result
---	---	---	---	---	---

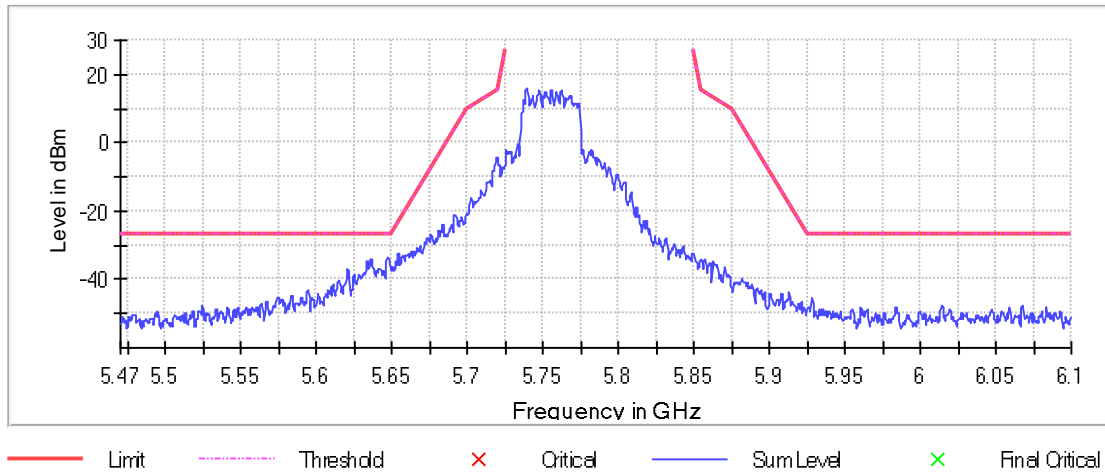
**Pre Measurements**

Frequency (MHz)	Level (dBm)	Margin (dB)	Limit (dBm)
5646.750000	-33.3	6.3	-27.0
5647.250000	-33.4	6.4	-27.0
5648.250000	-34.0	7.0	-27.0
5636.250000	-34.2	7.2	-27.0
5647.750000	-34.3	7.3	-27.0
5635.750000	-34.4	7.4	-27.0
5633.750000	-34.4	7.4	-27.0
5646.250000	-34.8	7.8	-27.0
5633.250000	-34.8	7.8	-27.0
5634.250000	-35.0	8.0	-27.0
5636.750000	-35.0	8.0	-27.0
5653.750000	-32.6	8.4	-24.2
5648.750000	-35.4	8.4	-27.0
5654.250000	-32.4	8.6	-23.9
5635.250000	-35.9	8.9	-27.0

**Measurement Settings**

Start Frequency (MHz)	Stop Frequency (MHz)	Pre Measurement	Final Measurement
5470.000000	6100.000000	2	2

Spurious



**Tx Spurious Emission(4) (5755 MHz; 24.000 dBm; 40 MHz)**

**Result**

DUT Frequency (MHz)	Result
5755.000000	PASS

**Final measurements**

Frequency (MHz)	Level Pre Measurement (dBm)	level (dBm)	Limit (dBm)	Margin (dB)	Result
---	---	---	---	---	---

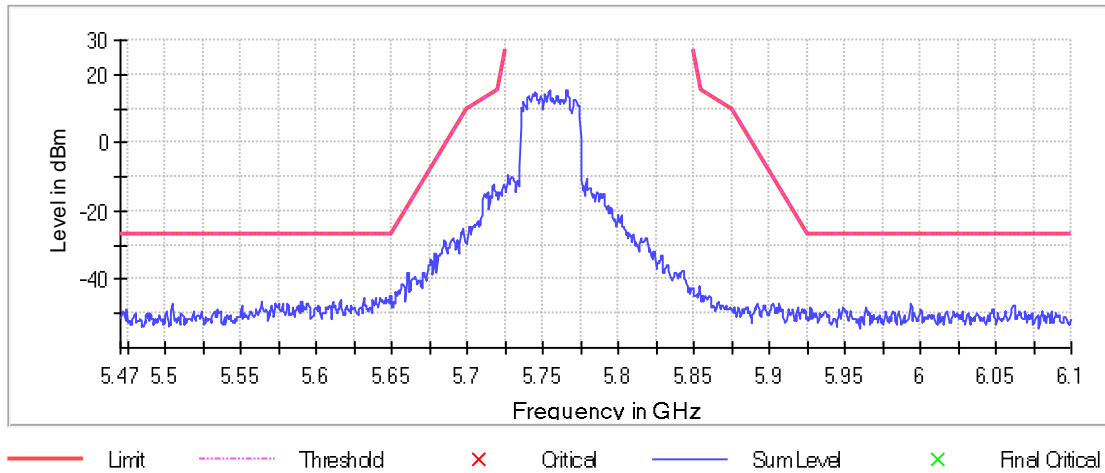
**Pre Measurements**

Frequency (MHz)	Level (dBm)	Margin (dB)	Limit (dBm)
5649.250000	-44.9	17.9	-27.0
5648.750000	-44.9	17.9	-27.0
5638.750000	-45.2	18.2	-27.0
5639.250000	-45.3	18.3	-27.0
5652.250000	-43.6	18.3	-25.3
5642.250000	-45.4	18.4	-27.0
5645.750000	-45.4	18.4	-27.0
5631.250000	-45.5	18.5	-27.0
5631.750000	-45.6	18.6	-27.0
5648.250000	-45.6	18.6	-27.0
5641.750000	-45.7	18.7	-27.0
5660.250000	-38.2	18.8	-19.4
5637.250000	-45.8	18.8	-27.0
5645.250000	-45.8	18.8	-27.0
5646.750000	-45.9	18.9	-27.0

**Measurement Settings**

Start Frequency (MHz)	Stop Frequency (MHz)	Pre Measurement	Final Measurement
5470.000000	6100.000000	2	2

Spurious



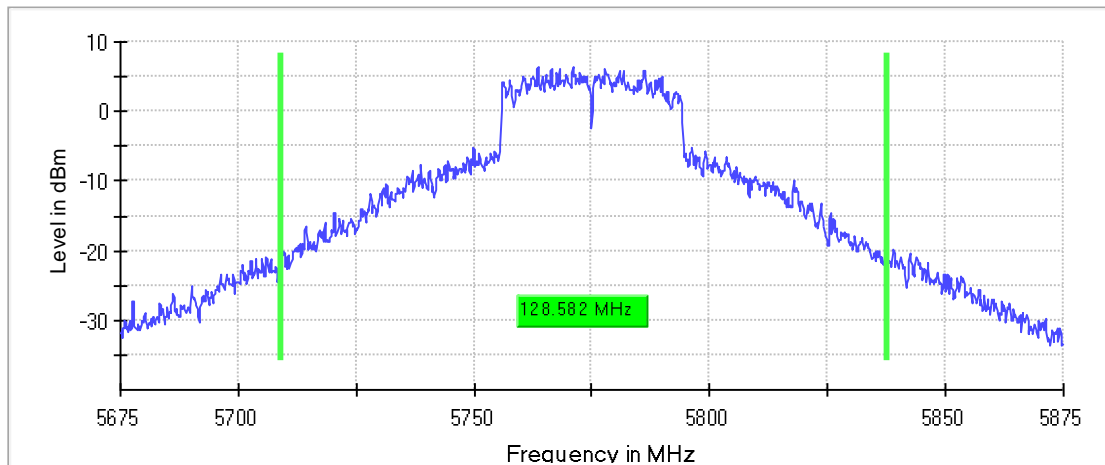
**Emission Bandwidth 26 dB (5775 MHz; 24.000 dBm; 40 MHz)**

**26 dB Bandwidth**

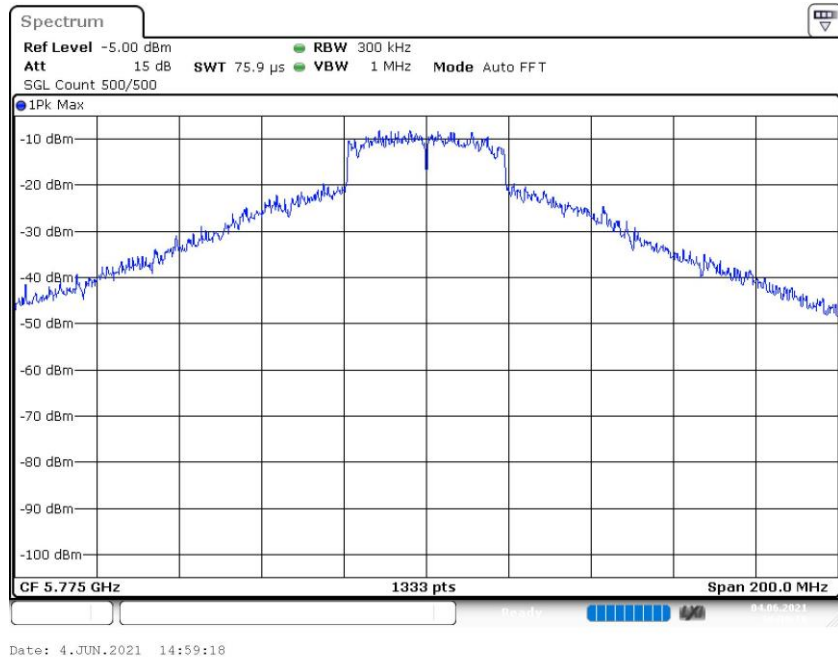
DUT Frequency (MHz)	Bandwidth (MHz)	Limit Min (MHz)	Limit Max (MHz)	Band Edge Left (MHz)	Band Edge Right (MHz)
5775.000000	128.582145	---	---	5708.983496	5837.565641

DUT Frequency (MHz)	Max Level (dBm)	Result
5775.000000	6.4	PASS

26 dB Bandwidth



Bandwidth



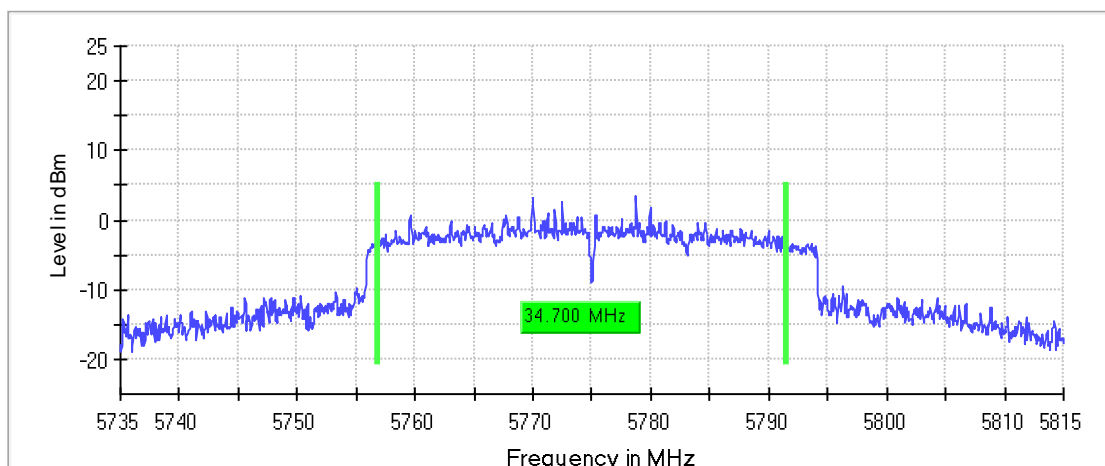
## Minimum Emission Bandwidth 6 dB (5775 MHz; 24.000 dBm; 40 MHz)

### 6 dB Bandwidth

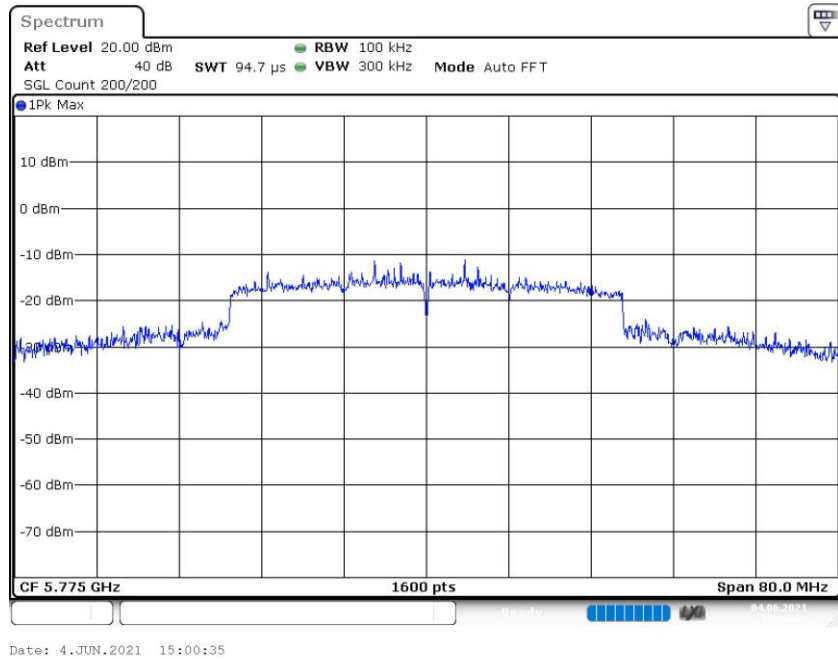
DUT Frequency (MHz)	Bandwidth (MHz)	Limit Min (MHz)	Limit Max (MHz)	Band Edge Left (MHz)	Band Edge Right (MHz)
5775.000000	34.700000	0.500000	--	5756.775000	5791.475000

DUT Frequency (MHz)	Max Level (dBm)	Result
5775.000000	3.3	PASS

6 dB Bandwidth



Bandwidth



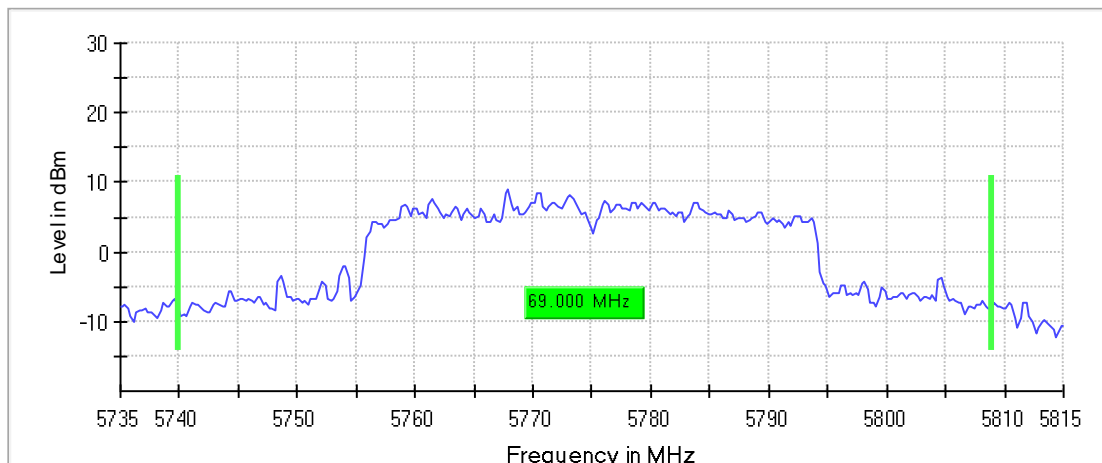
**Occupied Channel Bandwidth 99% (5775 MHz; 24.000 dBm; 40 MHz)**

**99 % Bandwidth**

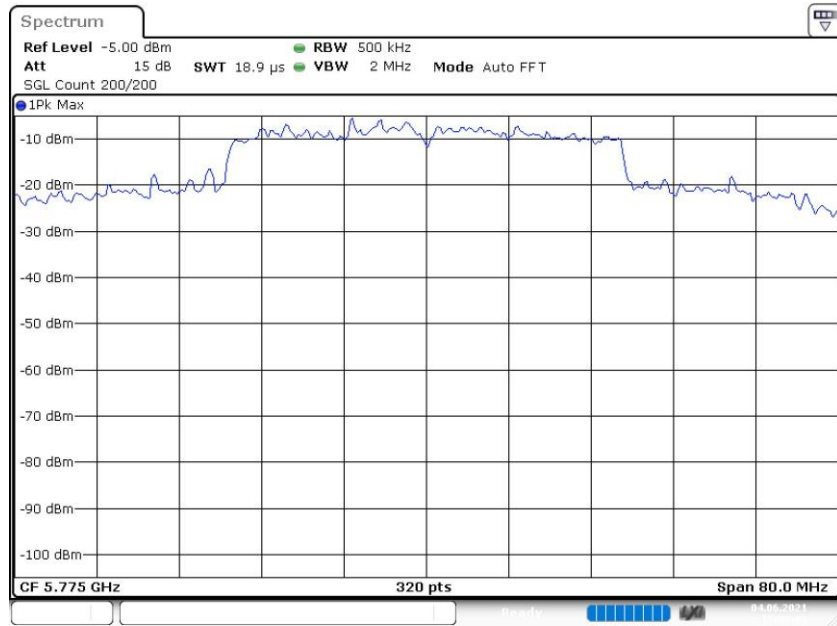
DUT Frequency (MHz)	Bandwidth (MHz)	Limit Min (MHz)	Limit Max (MHz)	Band Edge Left (MHz)	Band Edge Right (MHz)
5775.000000	69.000000	---	---	5739.875000	5808.875000

DUT Frequency (MHz)	Result
5775.000000	PASS

99 %Bandwidth



Bandwidth



Date: 4.JUN.2021 15:00:43

## Tx Spurious Emission (5775 MHz; 24.000 dBm; 40 MHz)

### Result

DUT Frequency (MHz)	Result
5775.000000	PASS

### Final measurements

Frequency (MHz)	Level Pre Measurement (dBm)	level (dBm)	Limit (dBm)	Margin (dB)	Result
---	---	---	---	---	---

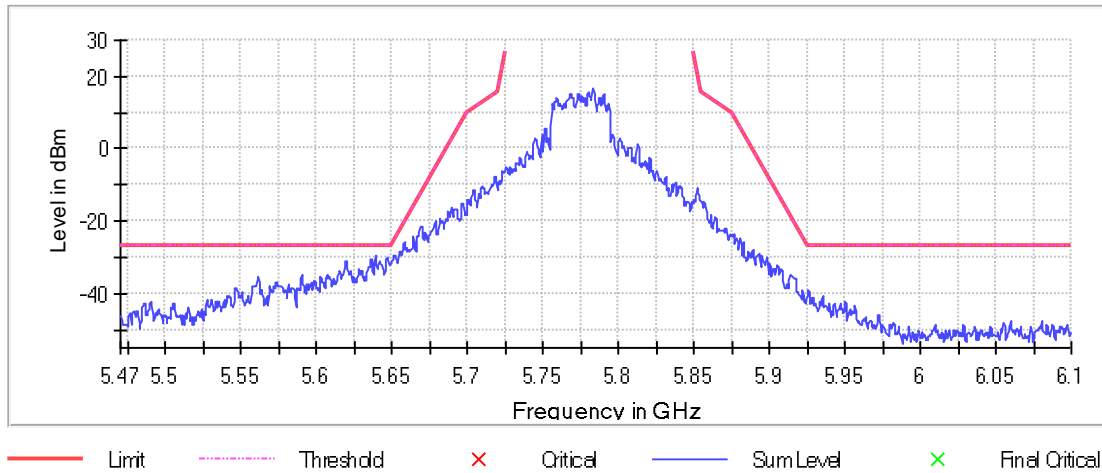
### Pre Measurements

Frequency (MHz)	Level (dBm)	Margin (dB)	Limit (dBm)
5638.750000	-29.5	2.5	-27.0
5646.750000	-30.2	3.2	-27.0
5651.250000	-29.3	3.2	-26.1
5639.250000	-30.3	3.3	-27.0
5647.250000	-30.5	3.5	-27.0
5636.250000	-30.5	3.5	-27.0
5635.750000	-30.6	3.6	-27.0
5646.250000	-30.7	3.7	-27.0
5651.750000	-29.6	3.9	-25.7
5650.750000	-30.4	3.9	-26.4
5619.250000	-30.9	3.9	-27.0
5649.750000	-31.0	4.0	-27.0
5641.750000	-31.1	4.1	-27.0
5650.250000	-30.9	4.1	-26.8
5619.750000	-31.3	4.3	-27.0

### Measurement Settings

Start Frequency (MHz)	Stop Frequency (MHz)	Pre Measurement	Final Measurement
5470.000000	6100.000000	2	2

Spurious



**Tx Spurious Emission(2) (5775 MHz; 24.000 dBm; 40 MHz)**

**Result**

DUT Frequency (MHz)	Result
5775.000000	PASS

**Final measurements**

Frequency (MHz)	Level Pre Measurement (dBm)	level (dBm)	Limit (dBm)	Margin (dB)	Result
---	---	---	---	---	---

**Pre Measurements**

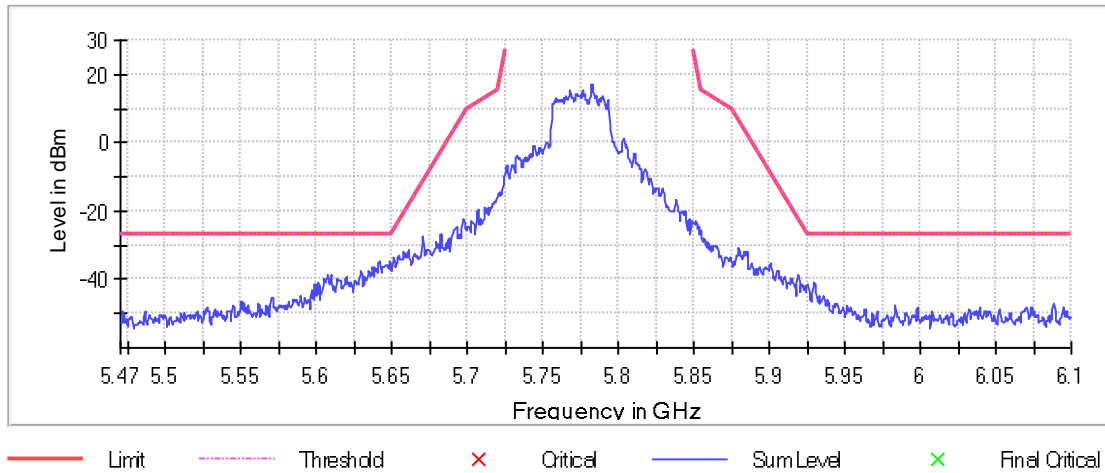
Frequency (MHz)	Level (dBm)	Margin (dB)	Limit (dBm)
5648.750000	-34.5	7.5	-27.0
5651.250000	-33.8	7.7	-26.1
5641.750000	-34.7	7.7	-27.0
5641.250000	-35.0	8.0	-27.0
5642.250000	-35.3	8.3	-27.0
5650.750000	-34.8	8.3	-26.4
5648.250000	-35.3	8.3	-27.0
5649.250000	-35.5	8.5	-27.0
5645.750000	-35.7	8.7	-27.0
5646.250000	-35.8	8.8	-27.0
5645.250000	-35.9	8.9	-27.0
5654.250000	-32.8	8.9	-23.9
5646.750000	-36.1	9.1	-27.0
5653.750000	-33.4	9.1	-24.2
5644.750000	-36.3	9.3	-27.0

**Measurement Settings**

Start Frequency (MHz)	Stop Frequency (MHz)	Pre Measurement	Final Measurement
5470.000000	6100.000000	2	2



### Spurious



## Tx Spurious Emission(3) (5775 MHz; 24.000 dBm; 40 MHz)

### Result

DUT Frequency (MHz)	Result
5775.000000	PASS

### Final measurements

Frequency (MHz)	Level Pre Measurement (dBm)	level (dBm)	Limit (dBm)	Margin (dB)	Result
---	---	---	---	---	---

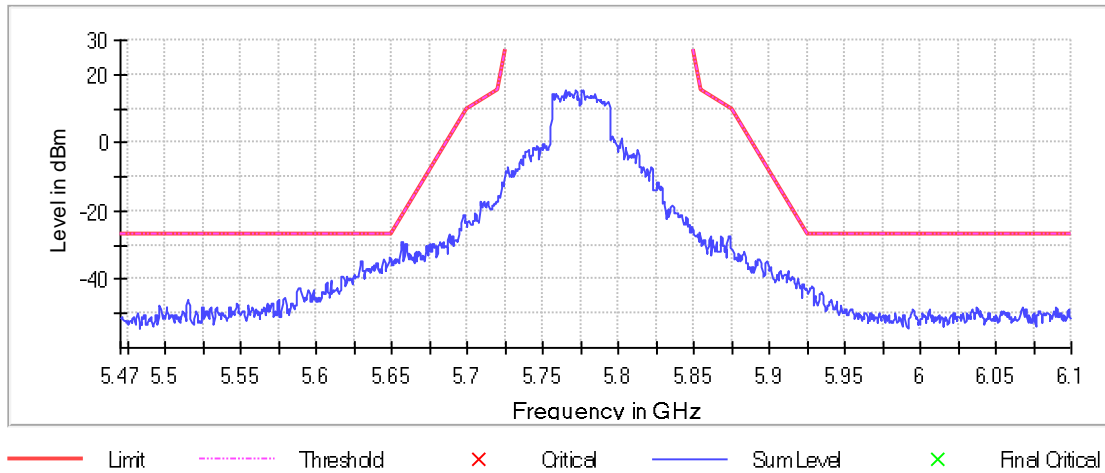
### Pre Measurements

Frequency (MHz)	Level (dBm)	Margin (dB)	Limit (dBm)
5648.750000	-33.5	6.5	-27.0
5656.250000	-29.2	6.8	-22.4
5648.250000	-33.9	6.9	-27.0
5656.750000	-29.0	6.9	-22.0
5644.750000	-34.2	7.2	-27.0
5649.250000	-34.3	7.3	-27.0
5644.250000	-34.4	7.4	-27.0
5629.250000	-34.4	7.4	-27.0
5629.750000	-34.6	7.6	-27.0
5647.750000	-34.7	7.7	-27.0
5645.250000	-35.1	8.1	-27.0
5651.750000	-33.9	8.2	-25.7
5640.250000	-35.3	8.3	-27.0
5657.250000	-29.9	8.3	-21.6
5639.750000	-35.3	8.3	-27.0

### Measurement Settings

Start Frequency (MHz)	Stop Frequency (MHz)	Pre Measurement	Final Measurement
5470.000000	6100.000000	2	2

Spurious



**Tx Spurious Emission(4) (5775 MHz; 24.000 dBm; 40 MHz)**

**Result**

DUT Frequency (MHz)	Result
5775.000000	PASS

**Final measurements**

Frequency (MHz)	Level Pre Measurement (dBm)	level (dBm)	Limit (dBm)	Margin (dB)	Result
---	---	---	---	---	---

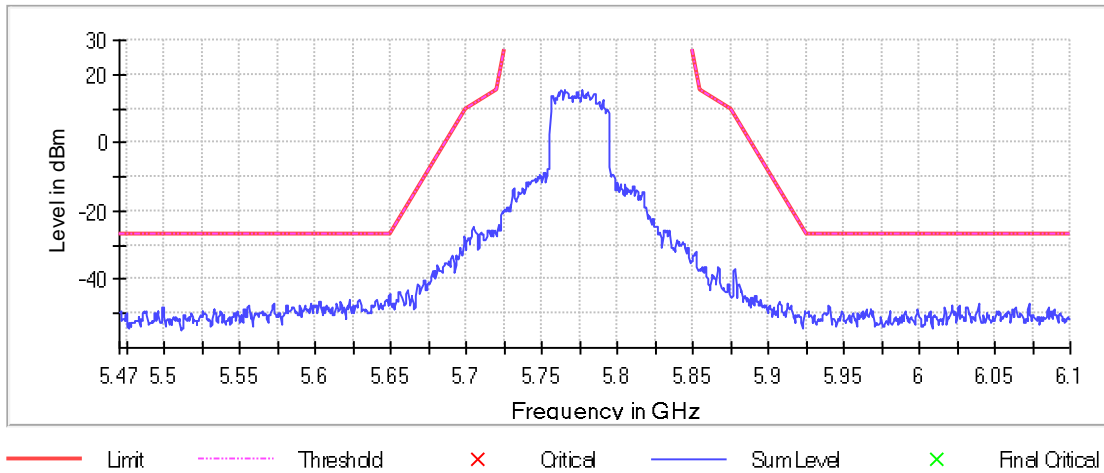
**Pre Measurements**

Frequency (MHz)	Level (dBm)	Margin (dB)	Limit (dBm)
5649.250000	-44.3	17.3	-27.0
5648.750000	-44.7	17.7	-27.0
5649.750000	-45.2	18.2	-27.0
5628.750000	-45.7	18.7	-27.0
5629.250000	-45.7	18.7	-27.0
5646.750000	-45.7	18.7	-27.0
5622.750000	-45.9	18.9	-27.0
5640.750000	-46.1	19.1	-27.0
5647.250000	-46.1	19.1	-27.0
5640.250000	-46.1	19.1	-27.0
5622.250000	-46.1	19.1	-27.0
5641.250000	-46.2	19.2	-27.0
5616.750000	-46.3	19.3	-27.0
5602.750000	-46.4	19.4	-27.0
5639.750000	-46.6	19.6	-27.0

**Measurement Settings**

Start Frequency (MHz)	Stop Frequency (MHz)	Pre Measurement	Final Measurement
5470.000000	6100.000000	2	2

Spurious



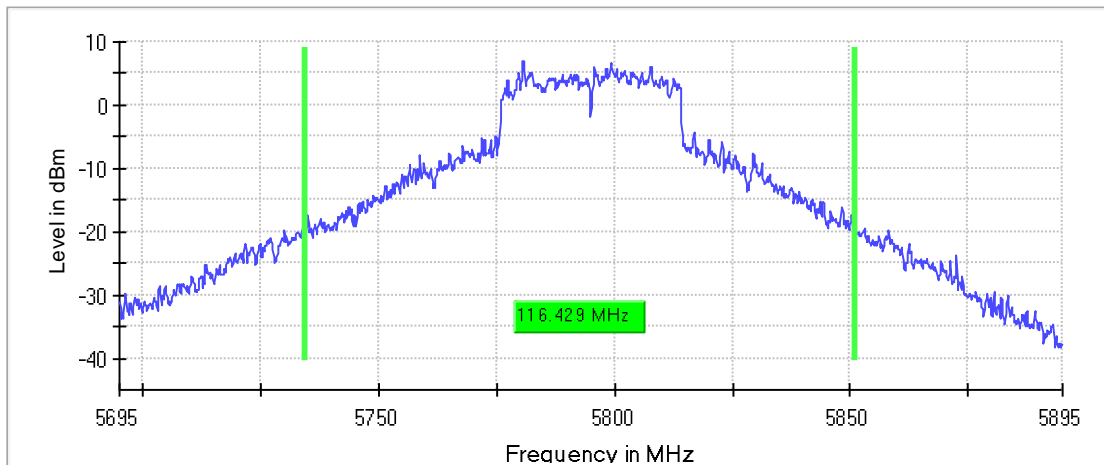
**Emission Bandwidth 26 dB (5795 MHz; 24.000 dBm; 40 MHz)**

**26 dB Bandwidth**

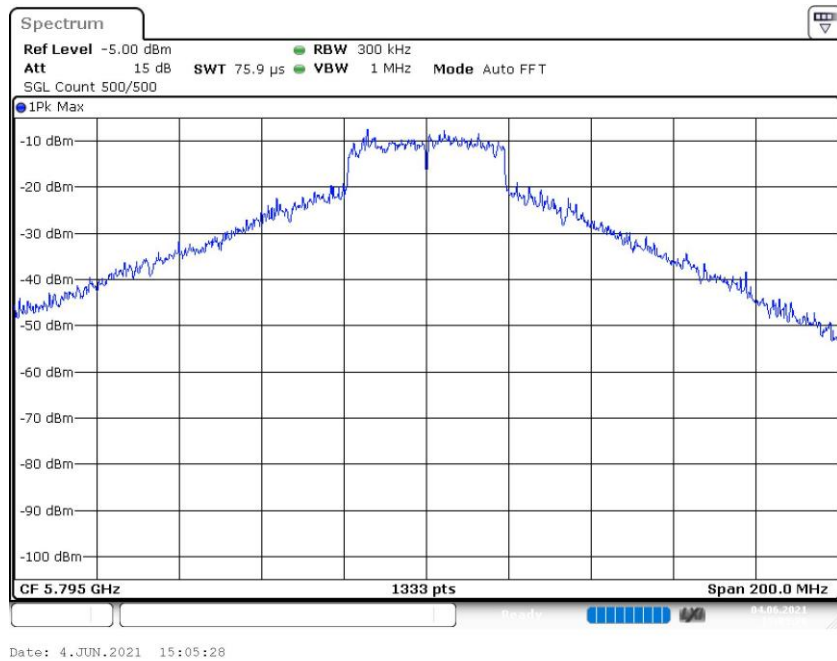
DUT Frequency (MHz)	Bandwidth (MHz)	Limit Min (MHz)	Limit Max (MHz)	Band Edge Left (MHz)	Band Edge Right (MHz)
5795.000000	116.429107	---	---	5734.534884	5850.963991

DUT Frequency (MHz)	Max Level (dBm)	Result
5795.000000	7.0	PASS

26 dB Bandwidth



Bandwidth



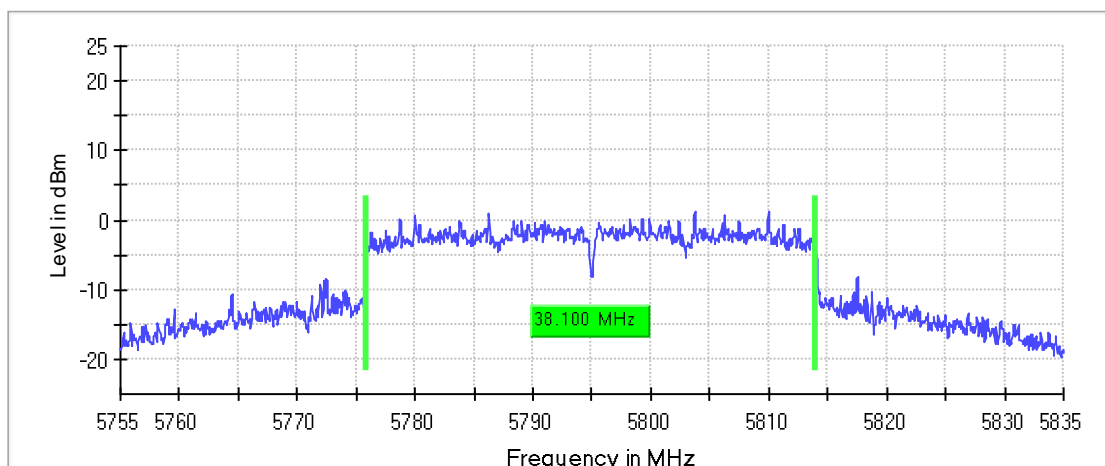
## Minimum Emission Bandwidth 6 dB (5795 MHz; 24.000 dBm; 40 MHz)

### 6 dB Bandwidth

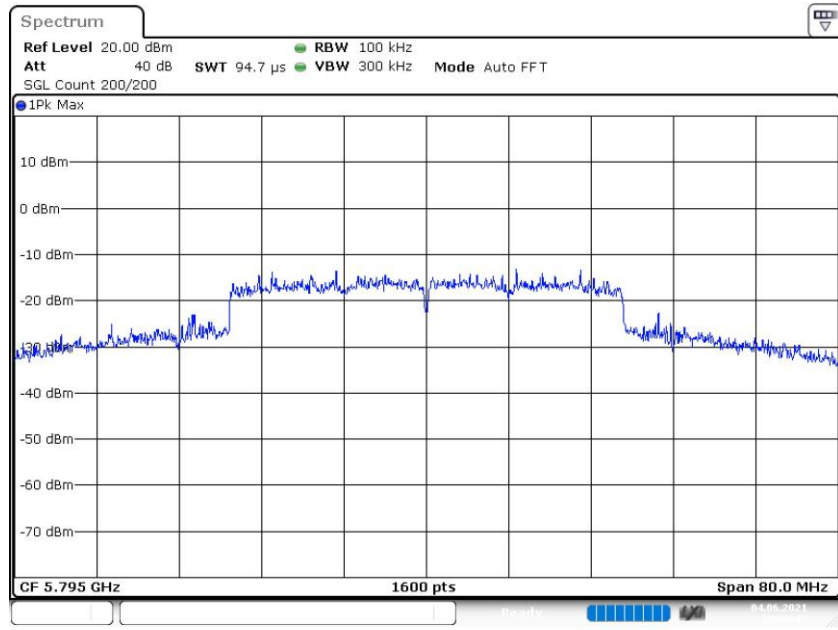
DUT Frequency (MHz)	Bandwidth (MHz)	Limit Min (MHz)	Limit Max (MHz)	Band Edge Left (MHz)	Band Edge Right (MHz)
5795.000000	38.100000	0.500000	--	5775.925000	5814.025000

DUT Frequency (MHz)	Max Level (dBm)	Result
5795.000000	1.4	PASS

6 dB Bandwidth



Bandwidth



Date: 4.JUN.2021 15:06:45

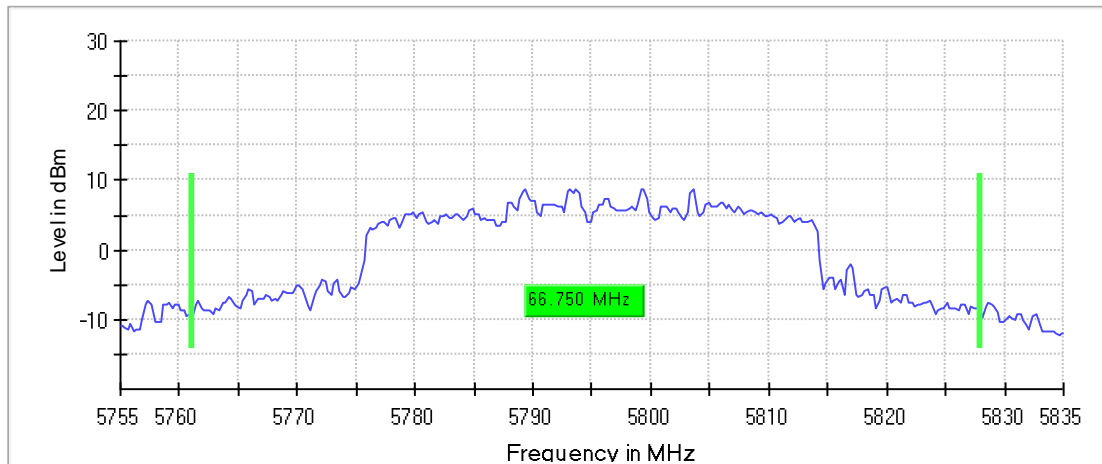
**Occupied Channel Bandwidth 99% (5795 MHz; 24.000 dBm; 40 MHz)**

**99 % Bandwidth**

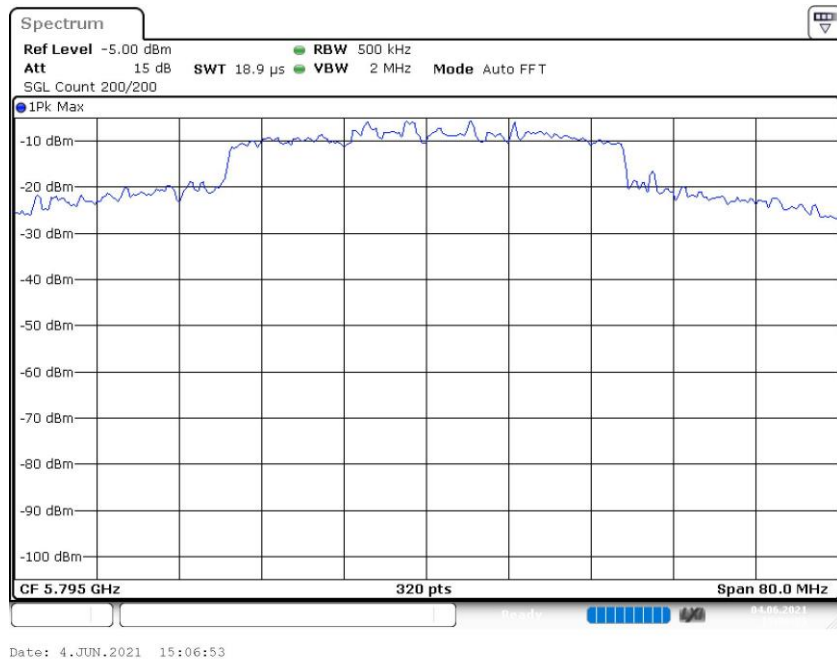
DUT Frequency (MHz)	Bandwidth (MHz)	Limit Min (MHz)	Limit Max (MHz)	Band Edge Left (MHz)	Band Edge Right (MHz)
5795.000000	66.750000	---	---	5761.125000	5827.875000

DUT Frequency (MHz)	Result
5795.000000	PASS

99 %Bandwidth



Bandwidth



## Tx Spurious Emission (5795 MHz; 24.000 dBm; 40 MHz)

### Result

DUT Frequency (MHz)	Result
5795.000000	PASS

### Final measurements

Frequency (MHz)	Level Pre Measurement (dBm)	level (dBm)	Limit (dBm)	Margin (dB)	Result
---	---	---	---	---	---

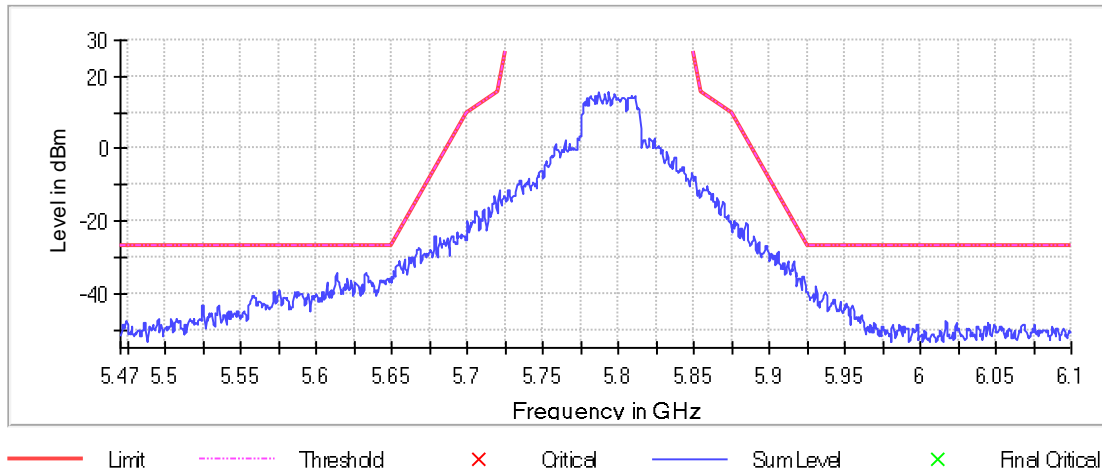
### Pre Measurements

Frequency (MHz)	Level (dBm)	Margin (dB)	Limit (dBm)
5613.250000	-34.2	7.2	-27.0
5613.750000	-34.2	7.2	-27.0
5632.750000	-34.2	7.2	-27.0
5653.250000	-32.1	7.5	-24.6
5651.250000	-33.6	7.6	-26.1
5633.250000	-34.6	7.6	-27.0
5652.750000	-32.6	7.6	-25.0
5632.250000	-34.8	7.8	-27.0
5654.750000	-31.3	7.8	-23.5
5653.750000	-32.1	7.9	-24.2
5612.750000	-35.2	8.2	-27.0
5655.250000	-31.4	8.3	-23.1
5633.750000	-35.4	8.4	-27.0
5634.250000	-35.5	8.5	-27.0
5654.250000	-32.4	8.5	-23.9

### Measurement Settings

Start Frequency (MHz)	Stop Frequency (MHz)	Pre Measurement	Final Measurement
5470.000000	6100.000000	2	2

Spurious



**Tx Spurious Emission(2) (5795 MHz; 24.000 dBm; 40 MHz)**

**Result**

DUT Frequency (MHz)	Result
5795.000000	PASS

**Final measurements**

Frequency (MHz)	Level Pre Measurement (dBm)	level (dBm)	Limit (dBm)	Margin (dB)	Result
---	---	---	---	---	---

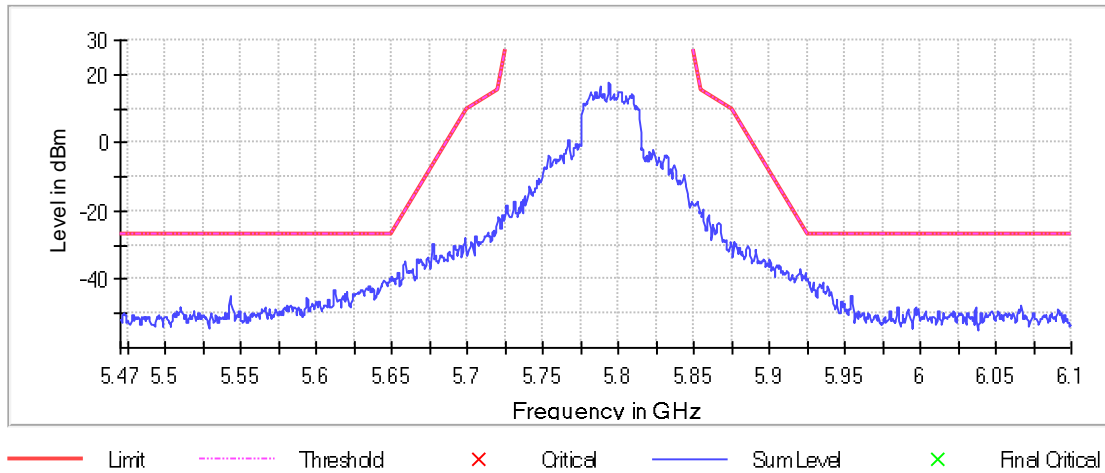
**Pre Measurements**

Frequency (MHz)	Level (dBm)	Margin (dB)	Limit (dBm)
5924.250000	-37.9	11.5	-26.4
5923.750000	-37.9	11.8	-26.1
5649.750000	-39.3	12.3	-27.0
5648.250000	-39.8	12.8	-27.0
5925.250000	-40.0	13.0	-27.0
5648.750000	-40.0	13.0	-27.0
5920.750000	-36.9	13.0	-23.9
5920.250000	-36.7	13.3	-23.5
5649.250000	-40.4	13.4	-27.0
5924.750000	-40.2	13.4	-26.8
5644.750000	-40.4	13.4	-27.0
5651.250000	-39.5	13.5	-26.1
5922.250000	-38.4	13.5	-25.0
5925.750000	-40.5	13.5	-27.0
5644.250000	-40.5	13.5	-27.0

**Measurement Settings**

Start Frequency (MHz)	Stop Frequency (MHz)	Pre Measurement	Final Measurement
5470.000000	6100.000000	2	2

Spurious



### Tx Spurious Emission(3) (5795 MHz; 24.000 dBm; 40 MHz)

#### Result

DUT Frequency (MHz)	Result
5795.000000	PASS

#### Final measurements

Frequency (MHz)	Level Pre Measurement (dBm)	level (dBm)	Limit (dBm)	Margin (dB)	Result
---	---	---	---	---	---

#### Pre Measurements

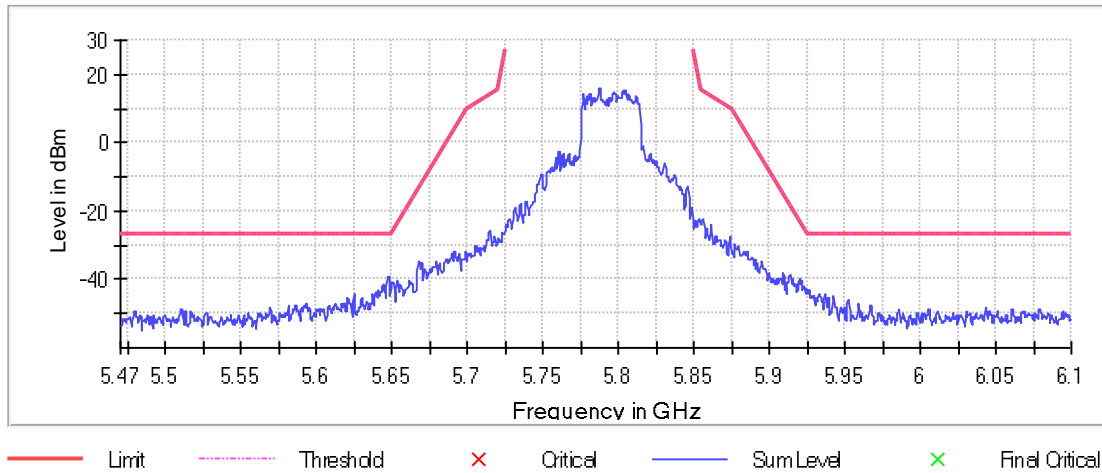
Frequency (MHz)	Level (dBm)	Margin (dB)	Limit (dBm)
5647.250000	-39.0	12.0	-27.0
5647.750000	-39.3	12.3	-27.0
5646.750000	-39.6	12.6	-27.0
5650.250000	-40.9	14.1	-26.8
5650.750000	-40.7	14.3	-26.4
5648.250000	-41.3	14.3	-27.0
5649.750000	-41.4	14.4	-27.0
5651.250000	-40.7	14.6	-26.1
5644.250000	-41.7	14.7	-27.0
5643.750000	-41.8	14.8	-27.0
5646.250000	-42.0	15.0	-27.0
5653.250000	-40.3	15.7	-24.6
5921.750000	-40.3	15.7	-24.6
5649.250000	-42.8	15.8	-27.0
5644.750000	-42.9	15.9	-27.0

#### Measurement Settings

Start Frequency (MHz)	Stop Frequency (MHz)	Pre Measurement	Final Measurement
5470.000000	6100.000000	2	2



Spurious



**Tx Spurious Emission(4) (5795 MHz; 24.000 dBm; 40 MHz)**

**Result**

DUT Frequency (MHz)	Result
5795.000000	PASS

**Final measurements**

Frequency (MHz)	Level Pre Measurement (dBm)	level (dBm)	Limit (dBm)	Margin (dB)	Result
---	---	---	---	---	---

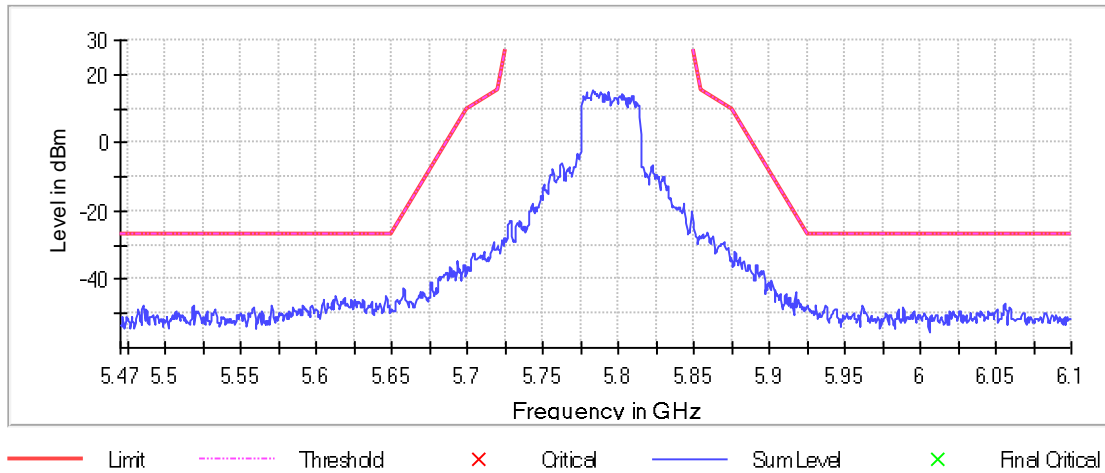
**Pre Measurements**

Frequency (MHz)	Level (dBm)	Margin (dB)	Limit (dBm)
5646.250000	-44.7	17.7	-27.0
5645.750000	-44.8	17.8	-27.0
5612.750000	-45.1	18.1	-27.0
5612.250000	-45.1	18.1	-27.0
5618.250000	-45.5	18.5	-27.0
5618.750000	-45.7	18.7	-27.0
5646.750000	-45.7	18.7	-27.0
5623.250000	-45.8	18.8	-27.0
5625.750000	-45.9	18.9	-27.0
5625.250000	-46.0	19.0	-27.0
5630.750000	-46.1	19.1	-27.0
5617.750000	-46.1	19.1	-27.0
5610.750000	-46.1	19.1	-27.0
5645.250000	-46.2	19.2	-27.0
5604.750000	-46.2	19.2	-27.0

**Measurement Settings**

Start Frequency (MHz)	Stop Frequency (MHz)	Pre Measurement	Final Measurement
5470.000000	6100.000000	2	2

Spurious



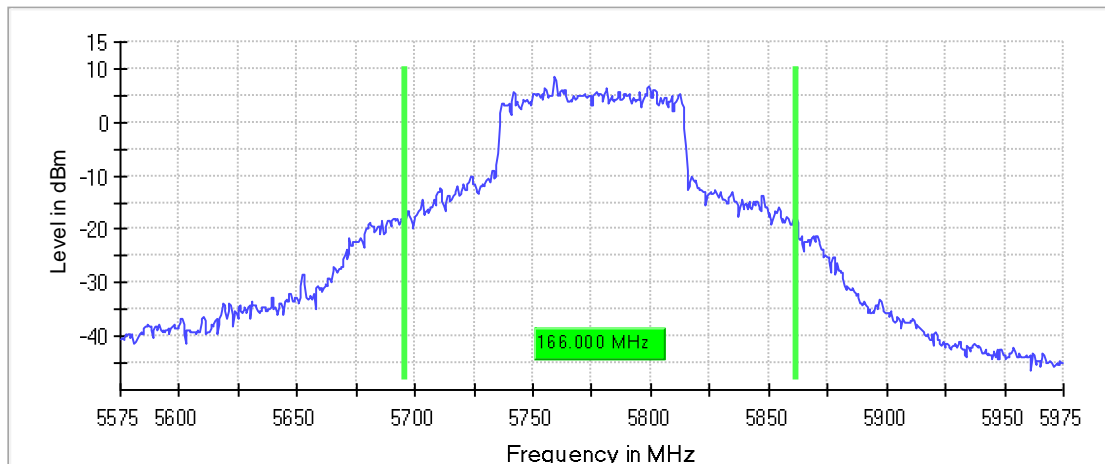
**Emission Bandwidth 26 dB (5775 MHz; 24.000 dBm; 80 MHz)**

**26 dB Bandwidth**

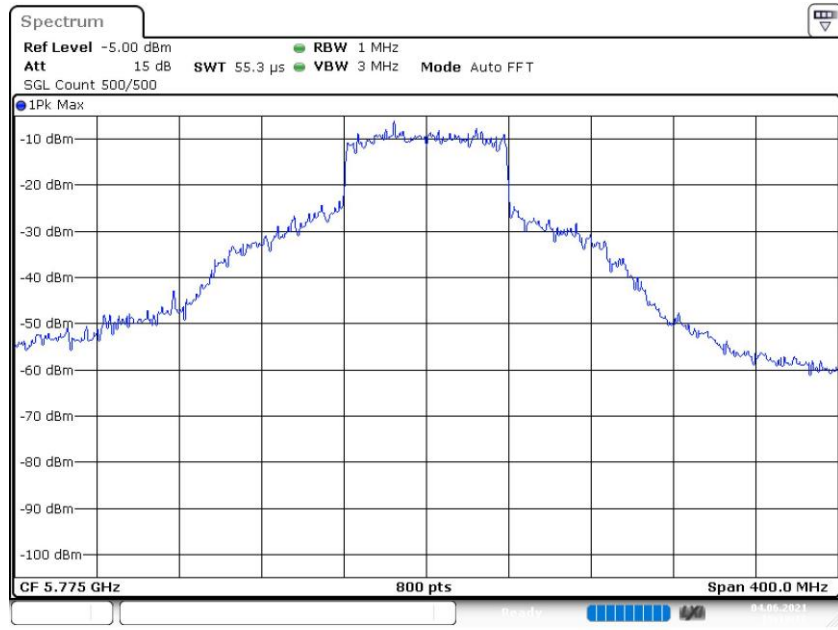
DUT Frequency (MHz)	Bandwidth (MHz)	Limit Min (MHz)	Limit Max (MHz)	Band Edge Left (MHz)	Band Edge Right (MHz)
5775.000000	166.000000	---	---	5695.750000	5861.750000

DUT Frequency (MHz)	Max Level (dBm)	Result
5775.000000	8.4	PASS

26 dB Bandwidth



Bandwidth



Date: 4.JUN.2021 15:13:12

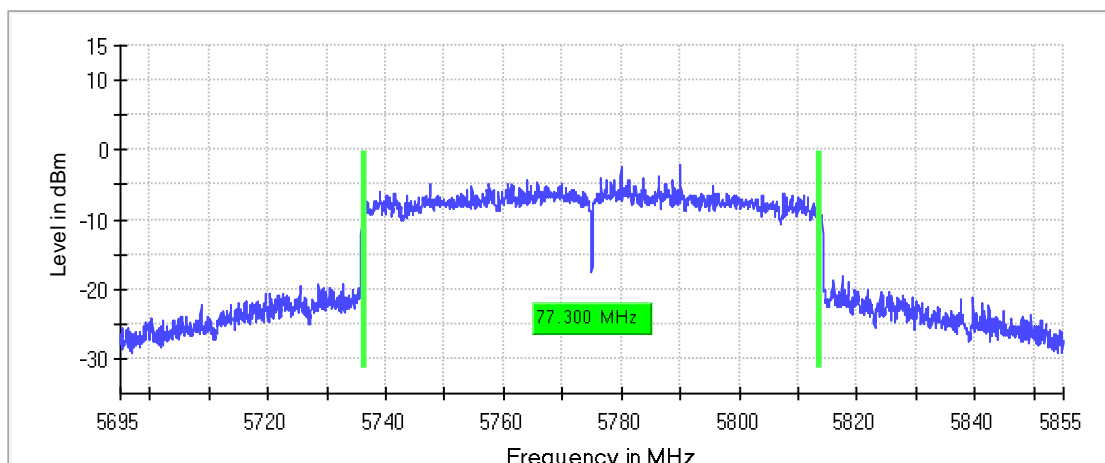
## Minimum Emission Bandwidth 6 dB (5775 MHz; 24.000 dBm; 80 MHz)

### 6 dB Bandwidth

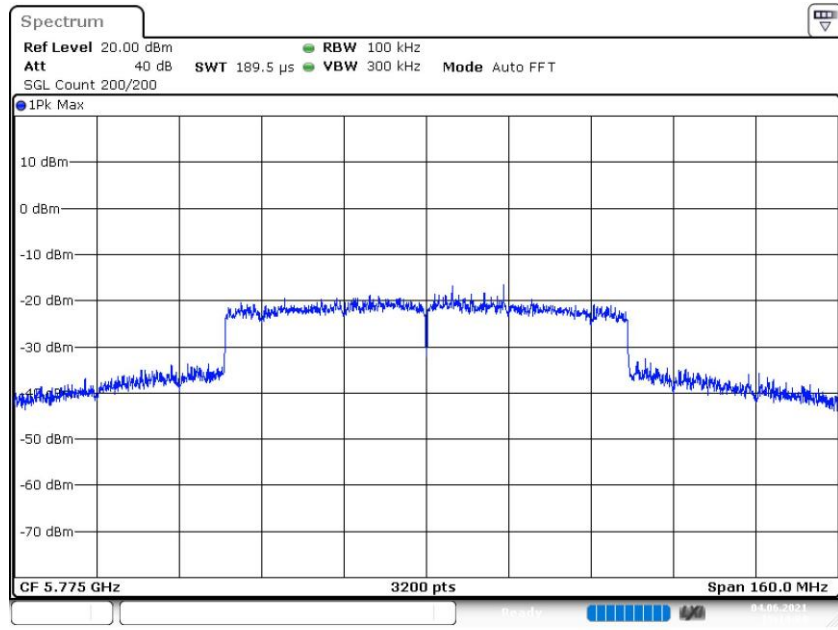
DUT Frequency (MHz)	Bandwidth (MHz)	Limit Min (MHz)	Limit Max (MHz)	Band Edge Left (MHz)	Band Edge Right (MHz)
5775.000000	77.300000	0.500000	--	5736.425000	5813.725000

DUT Frequency (MHz)	Max Level (dBm)	Result
5775.000000	-2.1	PASS

6 dB Bandwidth



Bandwidth



Date: 4.JUN.2021 15:14:34

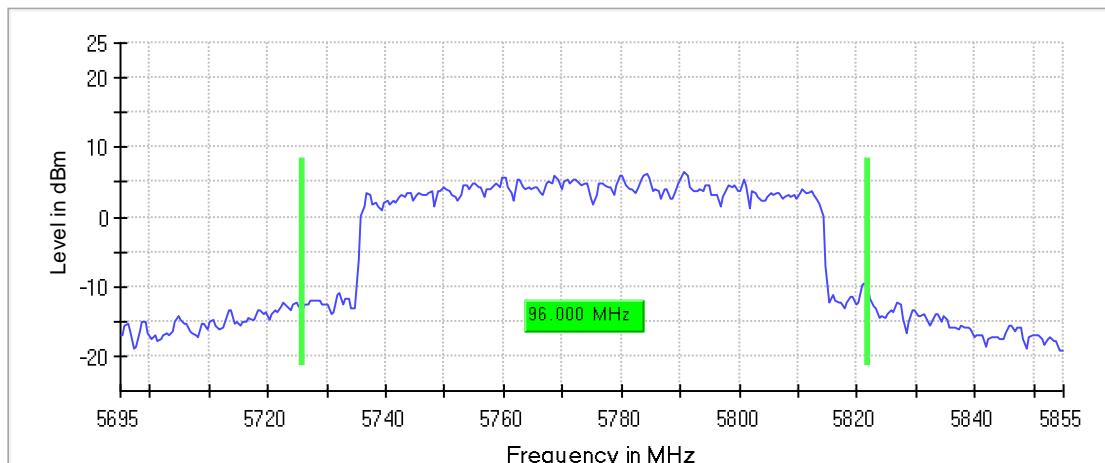
## Occupied Channel Bandwidth 99% (5775 MHz; 24.000 dBm; 80 MHz)

### 99 % Bandwidth

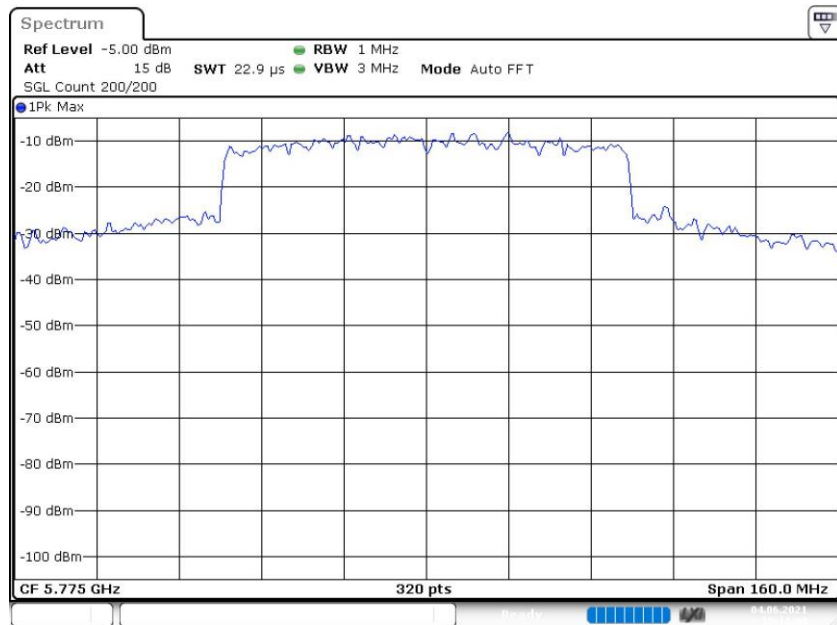
DUT Frequency (MHz)	Bandwidth (MHz)	Limit Min (MHz)	Limit Max (MHz)	Band Edge Left (MHz)	Band Edge Right (MHz)
5775.000000	96.000000	---	---	5725.750000	5821.750000

DUT Frequency (MHz)	Result
5775.000000	PASS

99 %Bandwidth



Bandwidth



Date: 4.JUN.2021 15:14:44

## Tx Spurious Emission (5775 MHz; 24.000 dBm; 80 MHz)

### Result

DUT Frequency (MHz)	Result
5775.000000	PASS

### Final measurements

Frequency (MHz)	Level Pre Measurement (dBm)	level (dBm)	Limit (dBm)	Margin (dB)	Result
---	---	---	---	---	---

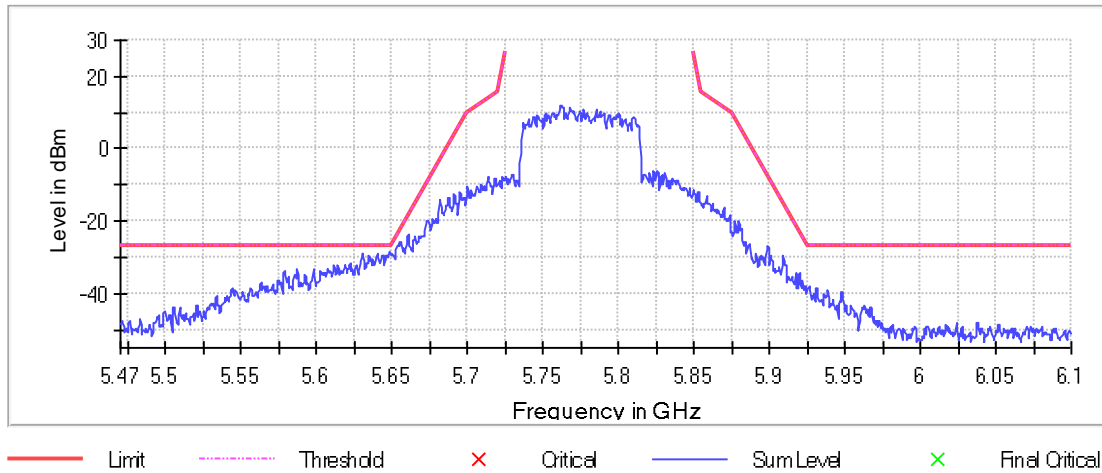
### Pre Measurements

Frequency (MHz)	Level (dBm)	Margin (dB)	Limit (dBm)
5648.250000	-28.2	1.2	-27.0
5648.750000	-28.3	1.3	-27.0
5647.750000	-28.4	1.4	-27.0
5640.750000	-28.8	1.8	-27.0
5630.250000	-28.9	1.9	-27.0
5640.250000	-29.0	2.0	-27.0
5629.750000	-29.3	2.3	-27.0
5649.250000	-29.3	2.3	-27.0
5650.250000	-29.1	2.3	-26.8
5646.250000	-29.3	2.3	-27.0
5643.750000	-29.4	2.4	-27.0
5653.250000	-27.0	2.4	-24.6
5649.750000	-29.4	2.4	-27.0
5630.750000	-29.4	2.4	-27.0
5646.750000	-29.4	2.4	-27.0

### Measurement Settings

Start Frequency (MHz)	Stop Frequency (MHz)	Pre Measurement	Final Measurement
5470.000000	6100.000000	2	2

Spurious



**Tx Spurious Emission(2) (5775 MHz; 24.000 dBm; 80 MHz)**

**Result**

DUT Frequency (MHz)	Result
5775.000000	PASS

**Final measurements**

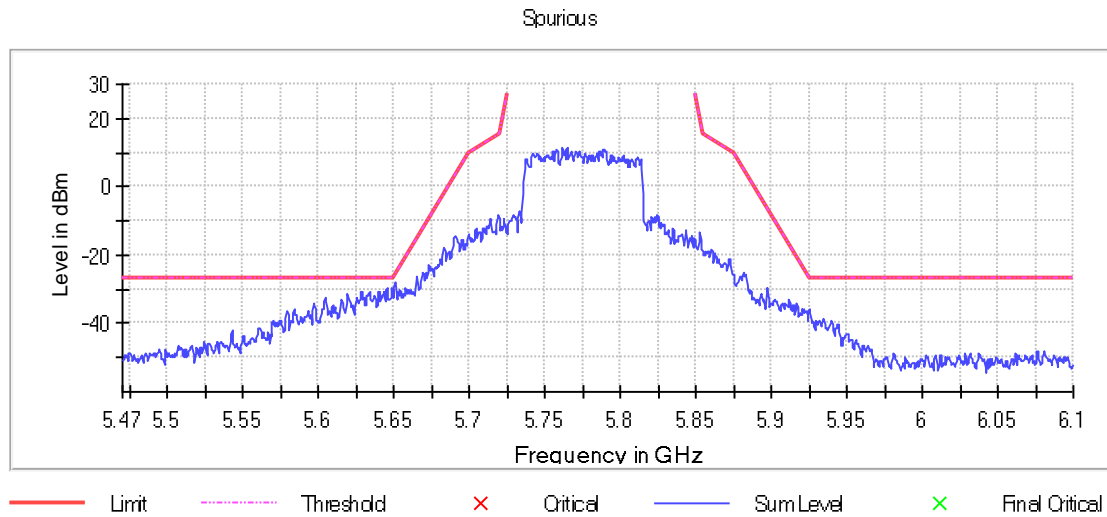
Frequency (MHz)	Level Pre Measurement (dBm)	level (dBm)	Limit (dBm)	Margin (dB)	Result
---	---	---	---	---	---

**Pre Measurements**

Frequency (MHz)	Level (dBm)	Margin (dB)	Limit (dBm)
5650.750000	-27.8	1.4	-26.4
5651.250000	-27.9	1.9	-26.1
5650.250000	-29.5	2.6	-26.8
5645.250000	-29.6	2.6	-27.0
5648.750000	-29.9	2.9	-27.0
5644.750000	-30.0	3.0	-27.0
5649.250000	-30.1	3.1	-27.0
5628.250000	-30.6	3.6	-27.0
5639.750000	-30.6	3.6	-27.0
5640.250000	-30.7	3.7	-27.0
5628.750000	-30.7	3.7	-27.0
5645.750000	-30.8	3.8	-27.0
5643.250000	-30.9	3.9	-27.0
5633.750000	-30.9	3.9	-27.0
5618.750000	-31.2	4.2	-27.0

**Measurement Settings**

Start Frequency (MHz)	Stop Frequency (MHz)	Pre Measurement	Final Measurement
5470.000000	6100.000000	2	2



### Tx Spurious Emission(3) (5775 MHz; 24.000 dBm; 80 MHz)

#### Result

DUT Frequency (MHz)	Result
5775.000000	PASS

#### Final measurements

Frequency (MHz)	Level Pre Measurement (dBm)	level (dBm)	Limit (dBm)	Margin (dB)	Result
---	---	---	---	---	---

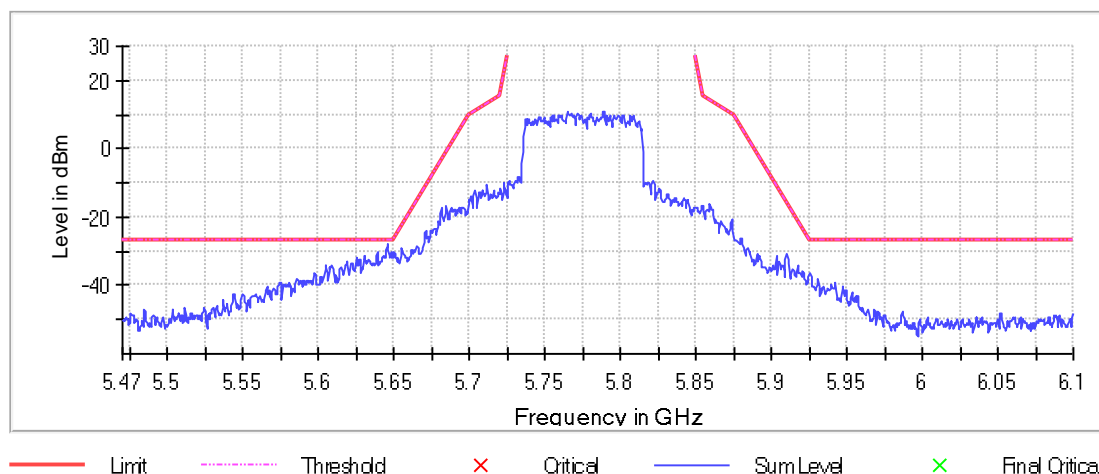
#### Pre Measurements

Frequency (MHz)	Level (dBm)	Margin (dB)	Limit (dBm)
5645.750000	-28.2	1.2	-27.0
5645.250000	-28.3	1.3	-27.0
5646.250000	-29.8	2.8	-27.0
5644.750000	-29.9	2.9	-27.0
5638.750000	-30.0	3.0	-27.0
5648.250000	-30.2	3.2	-27.0
5647.750000	-30.4	3.4	-27.0
5650.250000	-30.5	3.6	-26.8
5649.750000	-30.7	3.7	-27.0
5638.250000	-31.2	4.2	-27.0
5650.750000	-30.7	4.2	-26.4
5642.750000	-31.3	4.3	-27.0
5639.250000	-31.4	4.4	-27.0
5630.250000	-31.4	4.4	-27.0
5646.750000	-31.6	4.6	-27.0

#### Measurement Settings

Start Frequency (MHz)	Stop Frequency (MHz)	Pre Measurement	Final Measurement
5470.000000	6100.000000	2	2

### Spurious



## Tx Spurious Emission(4) (5775 MHz; 24.000 dBm; 80 MHz)

### Result

DUT Frequency (MHz)	Result
5775.000000	PASS

### Final measurements

Frequency (MHz)	Level Pre Measurement (dBm)	level (dBm)	Limit (dBm)	Margin (dB)	Result
---	---	---	---	---	---

### Pre Measurements

Frequency (MHz)	Level (dBm)	Margin (dB)	Limit (dBm)
5649.250000	-31.2	4.2	-27.0
5648.750000	-31.4	4.4	-27.0
5649.750000	-31.9	4.9	-27.0
5643.750000	-32.4	5.4	-27.0
5648.250000	-32.4	5.4	-27.0
5644.250000	-32.8	5.8	-27.0
5643.250000	-33.2	6.2	-27.0
5647.750000	-33.4	6.4	-27.0
5650.250000	-34.2	7.4	-26.8
5654.750000	-31.0	7.5	-23.5
5652.750000	-32.9	7.9	-25.0
5655.250000	-31.2	8.1	-23.1
5641.250000	-35.1	8.1	-27.0
5644.750000	-35.2	8.2	-27.0
5641.750000	-35.3	8.3	-27.0

### Measurement Settings

Start Frequency (MHz)	Stop Frequency (MHz)	Pre Measurement	Final Measurement
5470.000000	6100.000000	2	2



Spurious

