




Conducted Emission Limits Test Setup



Photograph 1. Conducted Emissions Test Setup



Radiated Emission Limits Test Setup




Photograph 2. Radiated Emission Test Setup 30 MHz - 1 GHz

Electromagnetic Compatibility Criteria for Intentional Radiators




Photograph 3. Test Equipment and setup for various Radiated Measurements – 2.4GHz Panel Antenna



Photograph 4 Test Equipment and setup for various Radiated Measurements – MIMO Antenna



Photograph 5. Test Equipment and setup for various Radiated Measurements – 5.8GHz Panel Antenna



Photograph 6 Test Equipment and setup for various Radiated Measurements – Dish Antenna