

Summary

Test	Frequency (MHz)	Nominal Power (dBm)	Nominal Bandwidth (MHz)	Result
RF output power	2412.000	30.0	5.000000	PASS
Minimum Emission Bandwidth 6 dB	2412.000	30.0	5.000000	PASS
Power Spectral Density	2412.000	30.0	5.000000	PASS
Occupied Channel Bandwidth 99%	2412.000	30.0	5.000000	PASS
Band Edge low	2412.000	30.0	5.000000	PASS
Band Edge low(2)	2412.000	30.0	5.000000	PASS
Tx Spurious Emission	2412.000	30.0	5.000000	PASS
Tx Spurious Emission(2)	2412.000	30.0	5.000000	PASS
Minimum Emission Bandwidth 6 dB	2437.000	30.0	5.000000	PASS
RF output power	2437.000	30.0	5.000000	PASS
Power Spectral Density	2437.000	30.0	5.000000	PASS
Occupied Channel Bandwidth 99%	2437.000	30.0	5.000000	PASS
Tx Spurious Emission	2437.000	30.0	5.000000	PASS
Tx Spurious Emission(2)	2437.000	30.0	5.000000	PASS
Minimum Emission Bandwidth 6 dB	2462.000	30.0	5.000000	PASS
RF output power	2462.000	30.0	5.000000	PASS
Power Spectral Density	2462.000	30.0	5.000000	PASS
Occupied Channel Bandwidth 99%	2462.000	30.0	5.000000	PASS
Band Edge high	2462.000	30.0	5.000000	PASS
Band Edge high(2)	2462.000	30.0	5.000000	PASS
Tx Spurious Emission	2462.000	30.0	5.000000	PASS
Tx Spurious Emission(2)	2462.000	30.0	5.000000	PASS
Minimum Emission Bandwidth 6 dB	2412.000	30.0	8.000000	PASS
RF output power	2412.000	30.0	8.000000	PASS
Power Spectral Density	2412.000	30.0	8.000000	PASS
Occupied Channel Bandwidth 99%	2412.000	30.0	8.000000	PASS
Band Edge low	2412.000	30.0	8.000000	PASS
Band Edge low(2)	2412.000	30.0	8.000000	PASS
Tx Spurious Emission	2412.000	30.0	8.000000	PASS
Tx Spurious Emission(2)	2412.000	30.0	8.000000	PASS
Minimum Emission Bandwidth 6 dB	2437.000	30.0	8.000000	PASS
RF output power	2437.000	30.0	8.000000	PASS
Power Spectral Density	2437.000	30.0	8.000000	PASS
Occupied Channel Bandwidth 99%	2437.000	30.0	8.000000	PASS
Tx Spurious Emission	2437.000	30.0	8.000000	PASS
Tx Spurious Emission(2)	2437.000	30.0	8.000000	PASS
Minimum Emission Bandwidth 6 dB	2462.000	30.0	8.000000	PASS
RF output power	2462.000	30.0	8.000000	PASS
Power Spectral Density	2462.000	30.0	8.000000	PASS
Occupied Channel Bandwidth 99%	2462.000	30.0	8.000000	PASS
Band Edge high	2462.000	30.0	8.000000	PASS
Band Edge high(2)	2462.000	30.0	8.000000	PASS
Tx Spurious Emission	2462.000	30.0	8.000000	PASS
Tx Spurious Emission(2)	2462.000	30.0	8.000000	PASS
Minimum Emission Bandwidth 6 dB	2412.000	30.0	10.000000	PASS
RF output power	2412.000	30.0	10.000000	PASS
Power Spectral Density	2412.000	30.0	10.000000	PASS
Occupied Channel Bandwidth 99%	2412.000	30.0	10.000000	PASS
Band Edge low	2412.000	30.0	10.000000	PASS
Band Edge low(2)	2412.000	30.0	10.000000	PASS
Tx Spurious Emission	2412.000	30.0	10.000000	PASS
Tx Spurious Emission(2)	2412.000	30.0	10.000000	PASS
Minimum Emission Bandwidth 6 dB	2437.000	30.0	10.000000	PASS
RF output power	2437.000	30.0	10.000000	PASS
Power Spectral Density	2437.000	30.0	10.000000	PASS
Occupied Channel Bandwidth 99%	2437.000	30.0	10.000000	PASS
Tx Spurious Emission	2437.000	30.0	10.000000	PASS
Tx Spurious Emission(2)	2437.000	30.0	10.000000	PASS
Minimum Emission Bandwidth 6 dB	2462.000	30.0	10.000000	PASS
RF output power	2462.000	30.0	10.000000	PASS
Power Spectral Density	2462.000	30.0	10.000000	PASS

Test	Frequency (MHz)	Nominal Power (dBm)	Nominal Bandwidth (MHz)	Result
Occupied Channel Bandwidth 99%	2462.000	30.0	10.000000	PASS
Band Edge high	2462.000	30.0	10.000000	PASS
Band Edge high(2)	2462.000	30.0	10.000000	PASS
Tx Spurious Emission	2462.000	30.0	10.000000	PASS
Tx Spurious Emission(2)	2462.000	30.0	10.000000	PASS
Minimum Emission Bandwidth 6 dB	2412.000	30.0	20.000000	PASS
RF output power	2412.000	30.0	20.000000	PASS
Power Spectral Density	2412.000	30.0	20.000000	PASS
Occupied Channel Bandwidth 99%	2412.000	30.0	20.000000	PASS
Band Edge low	2412.000	30.0	20.000000	PASS
Band Edge low(2)	2412.000	30.0	20.000000	PASS
Tx Spurious Emission	2412.000	30.0	20.000000	PASS
Tx Spurious Emission(2)	2412.000	30.0	20.000000	PASS
Minimum Emission Bandwidth 6 dB	2437.000	30.0	20.000000	PASS
RF output power	2437.000	30.0	20.000000	PASS
Power Spectral Density	2437.000	30.0	20.000000	PASS
Occupied Channel Bandwidth 99%	2437.000	30.0	20.000000	PASS
Tx Spurious Emission	2437.000	30.0	20.000000	PASS
Tx Spurious Emission(2)	2437.000	30.0	20.000000	PASS
Minimum Emission Bandwidth 6 dB	2462.000	30.0	20.000000	PASS
RF output power	2462.000	30.0	20.000000	PASS
Power Spectral Density	2462.000	30.0	20.000000	PASS
Occupied Channel Bandwidth 99%	2462.000	30.0	20.000000	PASS
Band Edge high	2462.000	30.0	20.000000	PASS
Band Edge high(2)	2462.000	30.0	20.000000	PASS
Tx Spurious Emission	2462.000	30.0	20.000000	PASS
Tx Spurious Emission(2)	2462.000	30.0	20.000000	PASS
Minimum Emission Bandwidth 6 dB	2417.000	30.0	30.000000	PASS
RF output power	2417.000	30.0	30.000000	PASS
Power Spectral Density	2417.000	30.0	30.000000	PASS
Occupied Channel Bandwidth 99%	2417.000	30.0	30.000000	PASS
Band Edge low	2417.000	30.0	30.000000	PASS
Band Edge low(2)	2417.000	30.0	30.000000	PASS
Tx Spurious Emission	2417.000	30.0	30.000000	PASS
Tx Spurious Emission(2)	2417.000	30.0	30.000000	PASS
Minimum Emission Bandwidth 6 dB	2437.000	30.0	30.000000	PASS
RF output power	2437.000	30.0	30.000000	PASS
Power Spectral Density	2437.000	30.0	30.000000	PASS
Occupied Channel Bandwidth 99%	2437.000	30.0	30.000000	PASS
Tx Spurious Emission	2437.000	30.0	30.000000	PASS
Tx Spurious Emission(2)	2437.000	30.0	30.000000	PASS
Minimum Emission Bandwidth 6 dB	2457.000	30.0	30.000000	PASS
RF output power	2457.000	30.0	30.000000	PASS
Power Spectral Density	2457.000	30.0	30.000000	PASS
Occupied Channel Bandwidth 99%	2457.000	30.0	30.000000	PASS
Band Edge high	2457.000	30.0	30.000000	PASS
Band Edge high(2)	2457.000	30.0	30.000000	PASS
Tx Spurious Emission	2457.000	30.0	30.000000	PASS
Tx Spurious Emission(2)	2457.000	30.0	30.000000	PASS
Minimum Emission Bandwidth 6 dB	2422.000	30.0	40.000000	PASS
RF output power	2422.000	30.0	40.000000	PASS
Power Spectral Density	2422.000	30.0	40.000000	PASS
Occupied Channel Bandwidth 99%	2422.000	30.0	40.000000	PASS
Band Edge low	2422.000	30.0	40.000000	PASS
Band Edge low(2)	2422.000	30.0	40.000000	PASS
Tx Spurious Emission	2422.000	30.0	40.000000	PASS
Tx Spurious Emission(2)	2422.000	30.0	40.000000	PASS
Minimum Emission Bandwidth 6 dB	2437.000	30.0	40.000000	PASS
RF output power	2437.000	30.0	40.000000	PASS
Power Spectral Density	2437.000	30.0	40.000000	PASS
Occupied Channel Bandwidth 99%	2437.000	30.0	40.000000	PASS
Tx Spurious Emission	2437.000	30.0	40.000000	PASS

Test	Frequency (MHz)	Nominal Power (dBm)	Nominal Bandwidth (MHz)	Result
Tx Spurious Emission(2)	2437.000	30.0	40.000000	PASS
Minimum Emission Bandwidth 6 dB	2452.000	30.0	40.000000	PASS
RF output power	2452.000	30.0	40.000000	PASS
Power Spectral Density	2452.000	30.0	40.000000	PASS
Occupied Channel Bandwidth 99%	2452.000	30.0	40.000000	PASS
Band Edge high	2452.000	30.0	40.000000	PASS
Band Edge high(2)	2452.000	30.0	40.000000	PASS
Tx Spurious Emission	2452.000	30.0	40.000000	PASS
Tx Spurious Emission(2)	2452.000	30.0	40.000000	PASS

Minimum Emission Bandwidth 6 dB (2412 MHz; 30.000 dBm; 5 MHz)

Customized settings.

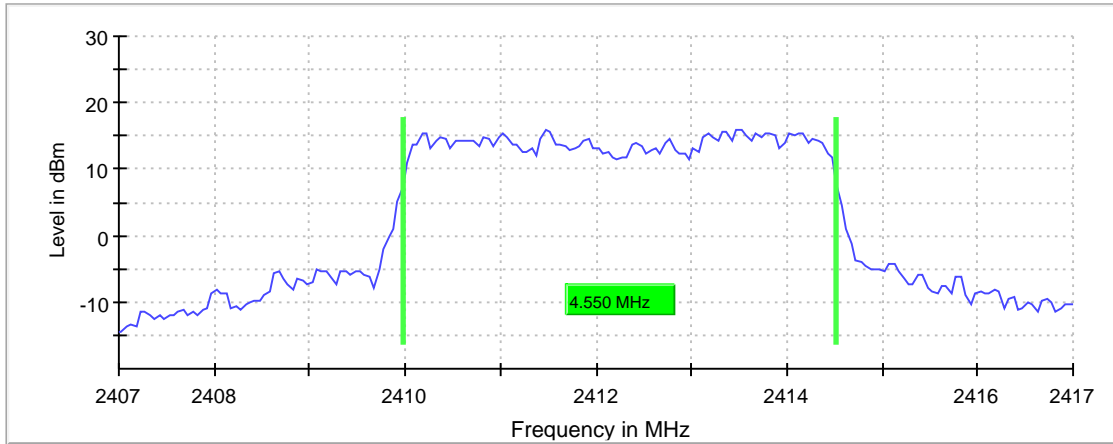
6 dB Bandwidth

DUT Frequency (MHz)	Bandwidth (MHz)	Limit Min (MHz)	Limit Max (MHz)	Band Edge Left (MHz)	Band Edge Right (MHz)
2412.000000	4.550000	0.500000	---	2409.975000	2414.525000

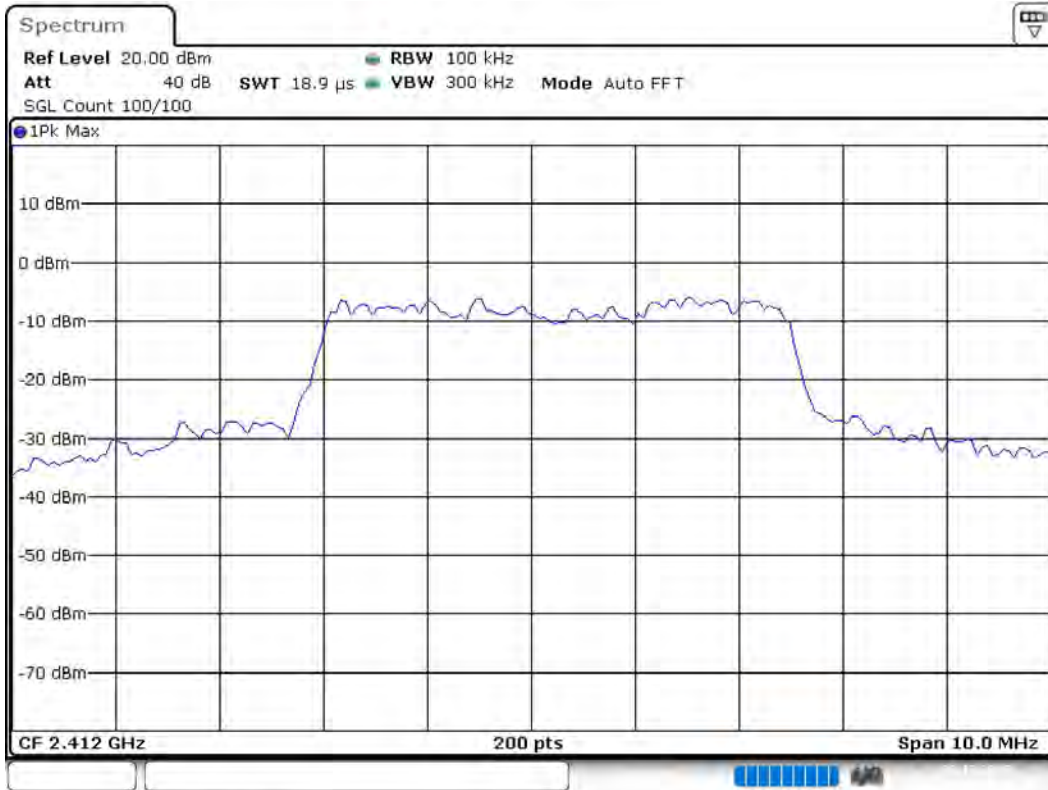
(continuation of the "6 dB Bandwidth" table from column 6 ...)

DUT Frequency (MHz)	Max Level (dBm)	Result
2412.000000	16.0	PASS

6 dB Bandwidth



Bandwidth



Date: 20.DEC.2019 06:15:09

Measurement

Setting	Instrument Value	Target Value
Start Frequency	2.40700 GHz	2.40700 GHz
Stop Frequency	2.41700 GHz	2.41700 GHz
Span	10.000 MHz	10.000 MHz
RBW	100.000 kHz	~ 100.000 kHz
VBW	300.000 kHz	~ 300.000 kHz
SweepPoints	200	~ 200
SweepTime	18.945 μs	AUTO
Reference Level	20.000 dBm	20.000 dBm
Attenuation	40.000 dB	AUTO
Detector	MaxPeak	MaxPeak
SweepCount	100	100
Filter	3 dB	3 dB
Trace Mode	Max Hold	Max Hold
SweepType	FFT	AUTO
Preamp	off	off

Power Spectral Density (2412 MHz; 30.000 dBm; 5 MHz)

Customized settings.

Result

DUT Frequency (MHz)	Frequency (MHz)	PSD (dBm)	Limit Max (dBm)	Result
2412.000000	2412.643673	3.515	8.0	PASS

Measurement

Setting	Instrument Value	Target Value
Start Frequency	2.40825 GHz	2.40825 GHz
Stop Frequency	2.41575 GHz	2.41575 GHz
Span	7.500 MHz	7.500 MHz
RBW	10.000 kHz	<= 10.000 kHz
VBW	30.000 kHz	>= 30.000 kHz
SweepPoints	1500	~ 1500
Sweeptime	30.000 ms	30.000 ms
Reference Level	20.000 dBm	20.000 dBm
Attenuation	40.000 dB	AUTO
Detector	RMS	RMS
SweepCount	1	1
Filter	3 dB	3 dB
Trace Mode	Max Hold	Max Hold
SweepType	Sweep	Sweep
Preamp	off	off

2nd Measurement

Setting	Instrument Value	Target Value
Start Frequency	2.41226 GHz	2.41226 GHz
Stop Frequency	2.41476 GHz	2.41476 GHz
Span	2.500 MHz	2.500 MHz
RBW	3.000 kHz	<= 3.000 kHz
VBW	10.000 kHz	>= 9.000 kHz
SweepPoints	1667	~ 1667
Sweeptime	33.400 ms	33.340 ms
Reference Level	20.000 dBm	20.000 dBm
Attenuation	40.000 dB	AUTO
Detector	RMS	RMS
SweepCount	1	1
Filter	3 dB	3 dB
Trace Mode	Max Hold	Max Hold
SweepType	Sweep	Sweep
Preamp	off	off

Occupied Channel Bandwidth 99% (2412 MHz; 30.000 dBm; 5 MHz)

Customized settings.

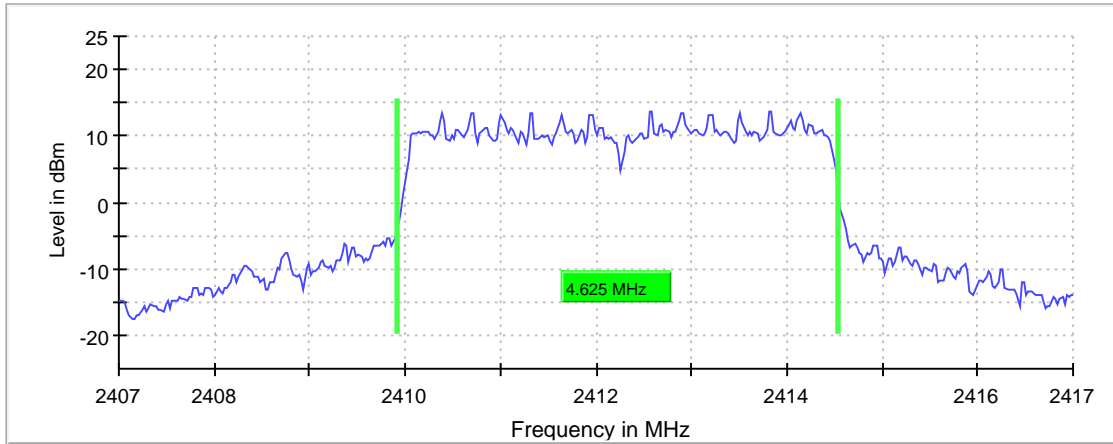
99 % Bandwidth

DUT Frequency (MHz)	Bandwidth (MHz)	Limit Min (MHz)	Limit Max (MHz)	Band Edge Left (MHz)	Band Edge Right (MHz)
2412.000000	4.625000	---	---	2409.912500	2414.537500

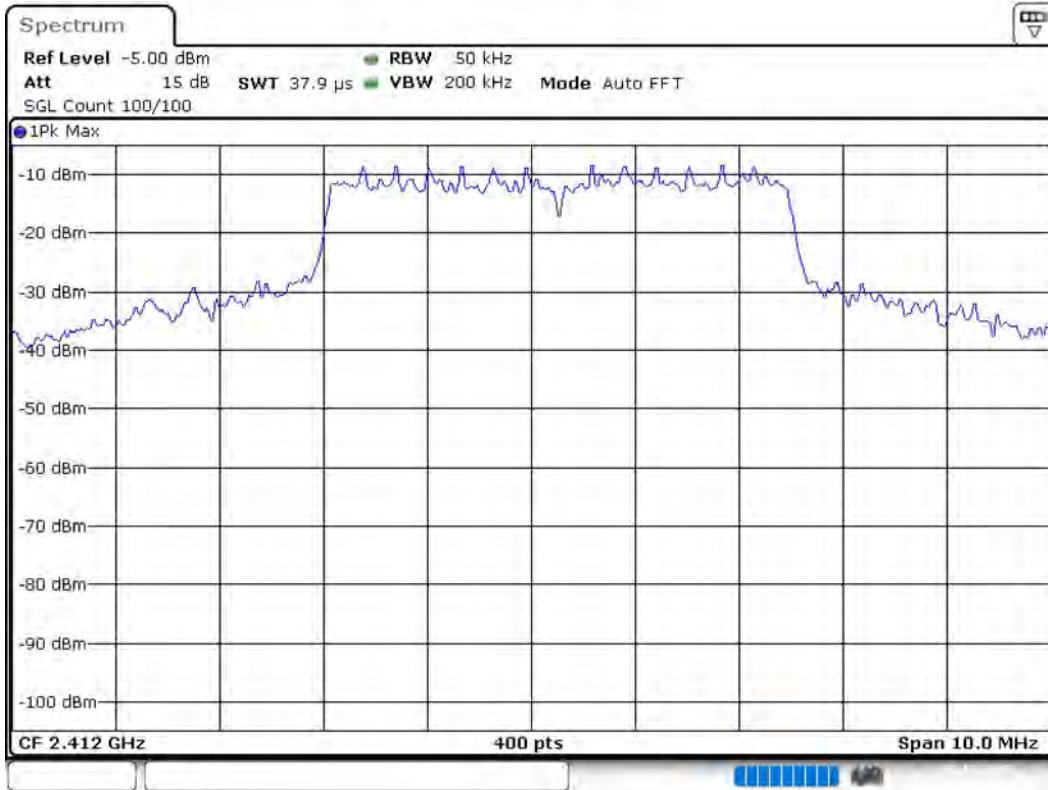
(continuation of the "99 % Bandwidth" table from column 6 ...)

DUT Frequency (MHz)	Result
2412.000000	PASS

99 % Bandwidth



Bandwidth



Date: 20.DEC.2019 06:15:41

Measurement

Setting	Instrument Value	Target Value
Start Frequency	2.40700 GHz	2.40700 GHz
Stop Frequency	2.41700 GHz	2.41700 GHz
Span	10.000 MHz	10.000 MHz
RBW	50.000 kHz	>= 50.000 kHz
VBW	200.000 kHz	>= 150.000 kHz
SweepPoints	400	~ 400
Sweeptime	37.930 μs	AUTO
Reference Level	-5.000 dBm	-5.000 dBm
Attenuation	15.000 dB	AUTO
Detector	MaxPeak	MaxPeak
SweepCount	100	100
Filter	3 dB	3 dB
Trace Mode	Max Hold	Max Hold
Sweeptype	FFT	AUTO
Preamp	off	off

Band Edge low (2412 MHz; 30.000 dBm; 5 MHz)

Customized settings.

Result

DUT Frequency (MHz)	Result
2412.000000	PASS

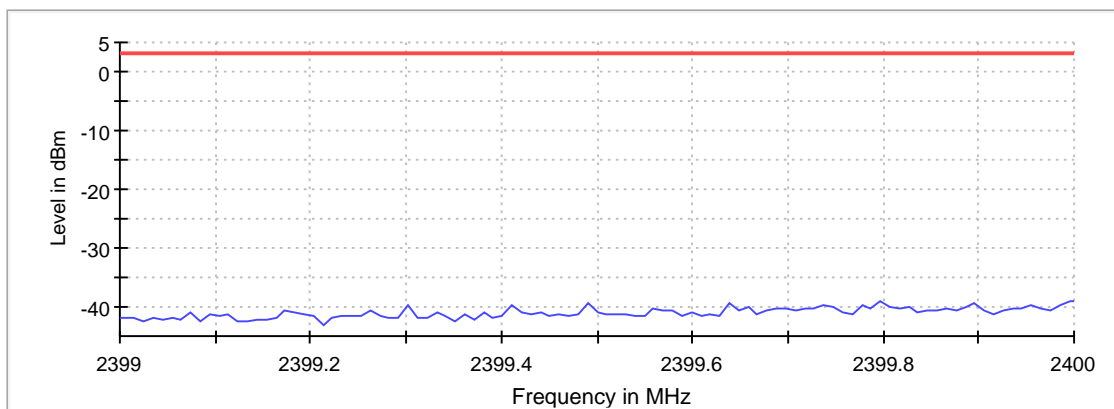
Inband Peak

Frequency (MHz)	Level (dBm)
2400.000000	-39.1

Measurements

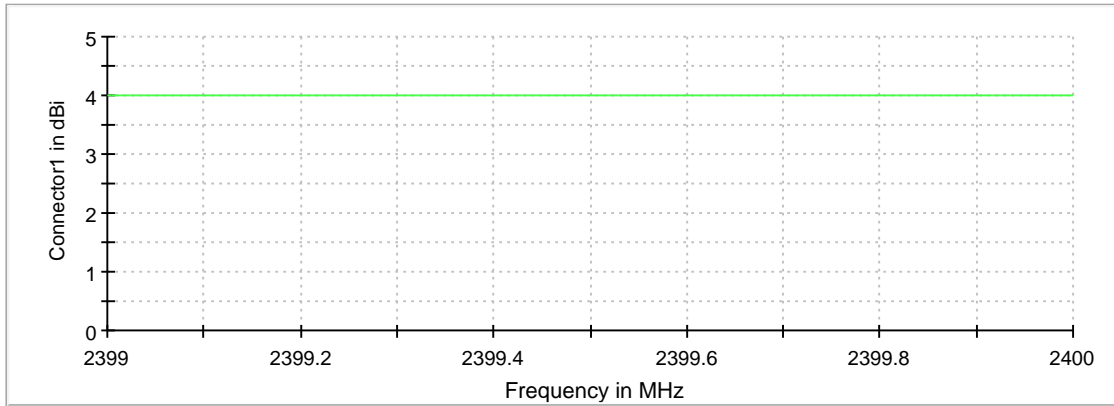
Frequency (MHz)	Level (dBm)	Margin (dB)	Limit (dBm)	Result
2399.995050	-39.1	42.4	3.3	PASS
2399.797030	-39.1	42.4	3.3	PASS
2399.638614	-39.3	42.5	3.3	PASS
2399.490099	-39.4	42.7	3.3	PASS
2399.896040	-39.4	42.7	3.3	PASS
2399.777228	-39.6	42.9	3.3	PASS
2399.955446	-39.7	43.0	3.3	PASS
2399.410891	-39.8	43.0	3.3	PASS
2399.737624	-39.8	43.0	3.3	PASS
2399.301980	-39.8	43.0	3.3	PASS
2399.985149	-39.8	43.0	3.3	PASS
2399.747525	-39.9	43.1	3.3	PASS
2399.886139	-39.9	43.1	3.3	PASS
2399.806931	-40.1	43.3	3.3	PASS
2399.826733	-40.1	43.4	3.3	PASS

Band Edge



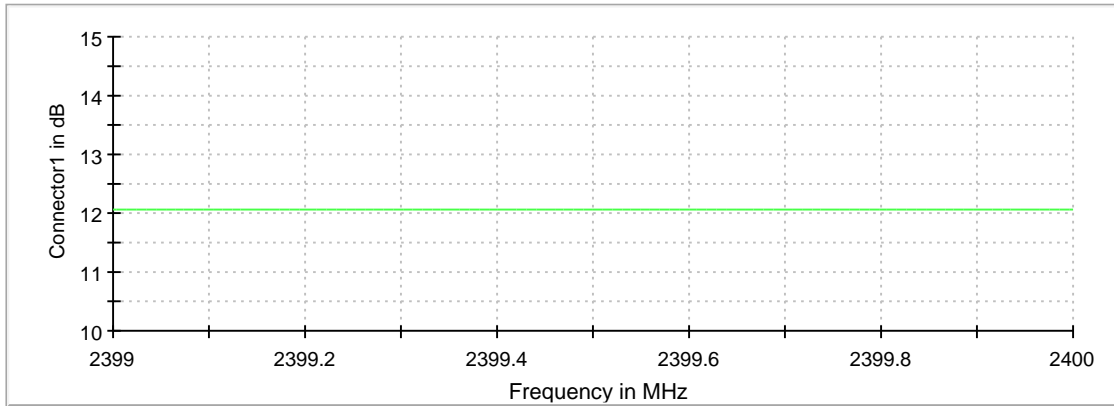
— Limit — Sum Level × Fail

Gain



Connector1

Attenuation



Connector1

Measurement 1

Setting	Instrument Value	Target Value
Start Frequency	2.39900 GHz	2.39900 GHz
Stop Frequency	2.40000 GHz	2.40000 GHz
Span	1.000 MHz	1.000 MHz
RBW	100.000 kHz	<= 100.000 kHz
VBW	300.000 kHz	>= 300.000 kHz
SweepPoints	101	~ 20
SweepTime	20.000 ms	AUTO
Reference Level	-10.000 dBm	-30.000 dBm
Attenuation	20.000 dB	AUTO
Detector	RMS	RMS
SweepCount	100	100
Filter	Channel	Channel
Trace Mode	Max Hold	Max Hold
Sweeptype	Sweep	AUTO
Preamp	off	off

Band Edge low(2) (2412 MHz; 30.000 dBm; 5 MHz)

Customized settings.

Result

DUT Frequency (MHz)	Result
2412.000000	PASS

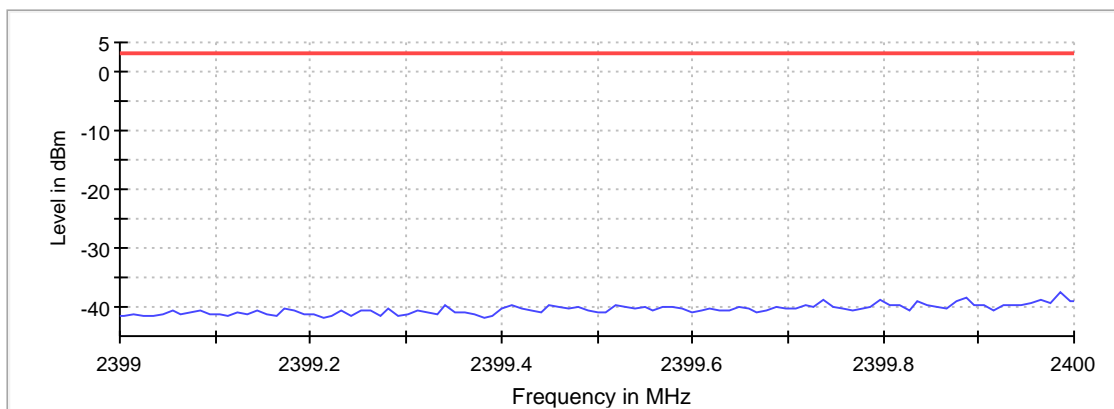
Inband Peak

Frequency (MHz)	Level (dBm)
2400.000000	-39.0

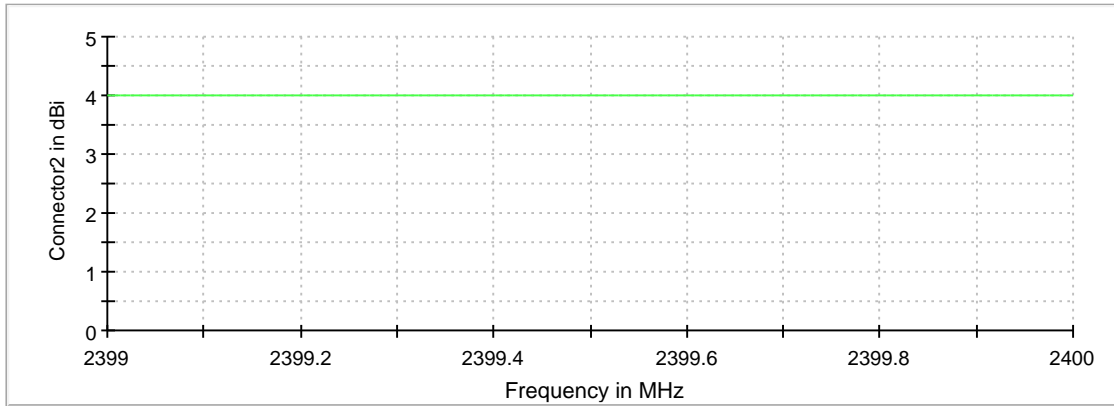
Measurements

Frequency (MHz)	Level (dBm)	Margin (dB)	Limit (dBm)	Result
2399.985149	-37.3	40.6	3.3	PASS
2399.886139	-38.6	41.8	3.3	PASS
2399.965347	-38.7	42.0	3.3	PASS
2399.737624	-38.8	42.0	3.3	PASS
2399.797030	-38.9	42.2	3.3	PASS
2399.995050	-39.0	42.2	3.3	PASS
2399.836634	-39.0	42.2	3.3	PASS
2399.876238	-39.0	42.3	3.3	PASS
2399.955446	-39.2	42.5	3.3	PASS
2399.975248	-39.3	42.6	3.3	PASS
2399.717822	-39.5	42.8	3.3	PASS
2399.519802	-39.6	42.8	3.3	PASS
2399.806931	-39.6	42.8	3.3	PASS
2399.925743	-39.6	42.9	3.3	PASS
2399.935644	-39.6	42.9	3.3	PASS

Band Edge

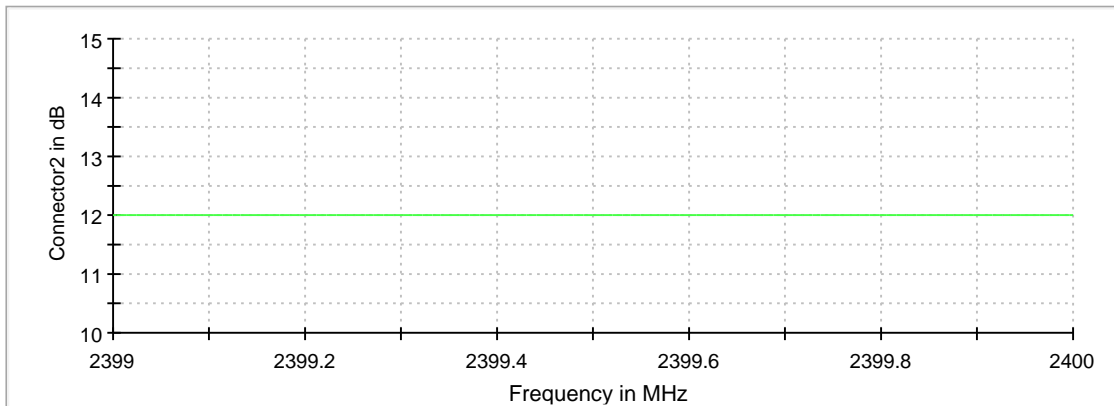


Gain



Connector2

Attenuation



Connector2

Measurement 1

Setting	Instrument Value	Target Value
Start Frequency	2.39900 GHz	2.39900 GHz
Stop Frequency	2.40000 GHz	2.40000 GHz
Span	1.000 MHz	1.000 MHz
RBW	100.000 kHz	<= 100.000 kHz
VBW	300.000 kHz	>= 300.000 kHz
SweepPoints	101	~ 20
SweepTime	20.000 ms	AUTO
Reference Level	-10.000 dBm	-30.000 dBm
Attenuation	20.000 dB	AUTO
Detector	RMS	RMS
SweepCount	100	100
Filter	Channel	Channel
Trace Mode	Max Hold	Max Hold
Sweeptype	Sweep	AUTO
Preamp	off	off

Tx Spurious Emission (2412 MHz; 30.000 dBm; 5 MHz)

Customized settings.

Result

DUT Frequency (MHz)	Result
2412.000000	PASS

Final measurements

Frequency (MHz)	Level Pre Measurement (dBm)	level (dBm)	Limit (dBm)	Margin (dB)	Result
---	---	---	---	---	---

Pre Measurements

Frequency (MHz)	Level (dBm)	Margin (dB)	Limit (dBm)
18239.455057	-28.7	31.9	3.3
19938.479707	-28.8	32.0	3.3
19858.525606	-29.0	32.2	3.3
19518.720676	-29.0	32.3	3.3
18869.093604	-29.1	32.3	3.3
18529.288674	-29.1	32.4	3.3
19528.714938	-29.2	32.5	3.3
17859.673077	-29.3	32.6	3.3
25905.054505	-29.4	32.7	3.3
24226.018381	-29.4	32.7	3.3
18249.449320	-29.4	32.7	3.3
25965.020081	-29.6	32.8	3.3
23856.230663	-29.6	32.9	3.3
19908.496919	-29.7	32.9	3.3
16210.619741	-29.7	33.0	3.3

Measurement Settings

Start Frequency (MHz)	Stop Frequency (MHz)	Pre Measurement	Final Measurement
30.000000	2400.000000	1	1
2400.000000	2483.500000	1	1
2483.500000	26000.000000	1	1

Pre Measurement 1

Setting	Instrument Value	Target Value
RBW	100.000 kHz	<= 100.000 kHz
VBW	300.000 kHz	>= 300.000 kHz
SweepPoints	238	~ 238
SweepTime	23.700 ms	AUTO
Reference Level	10.000 dBm	-30.000 dBm
Attenuation	20.000 dB	10.000 dB
Detector	MaxPeak	MaxPeak
SweepCount	3	3
Filter	3 dB	3 dB
Trace Mode	Max Hold	Max Hold
SweepType	Sweep	AUTO
Preamp	off	off

Tx Spurious Emission(2) (2412 MHz; 30.000 dBm; 5 MHz)

Customized settings.

Result

DUT Frequency (MHz)	Result
2412.000000	PASS

Final measurements

Frequency (MHz)	Level Pre Measurement (dBm)	level (dBm)	Limit (dBm)	Margin (dB)	Result
---	---	---	---	---	---

Pre Measurements

Frequency (MHz)	Level (dBm)	Margin (dB)	Limit (dBm)
18229.460795	-28.9	32.2	3.3
20228.313323	-29.3	32.5	3.3
25915.048768	-29.3	32.6	3.3
24635.783149	-29.4	32.6	3.3
25975.014343	-29.4	32.6	3.3
17879.661602	-29.4	32.7	3.3
19598.674777	-29.6	32.9	3.3
19898.502656	-29.7	32.9	3.3
25885.065980	-29.7	33.0	3.3
15810.849235	-29.9	33.1	3.3
19858.525606	-30.0	33.2	3.3
18199.478007	-30.0	33.2	3.3
24545.834785	-30.0	33.2	3.3
19918.491181	-30.1	33.4	3.3
20178.342010	-30.1	33.4	3.3

Measurement Settings

Start Frequency (MHz)	Stop Frequency (MHz)	Pre Measurement	Final Measurement
30.000000	2400.000000	1	1
2400.000000	2483.500000	1	1
2483.500000	26000.000000	1	1

Pre Measurement 1

Setting	Instrument Value	Target Value
RBW	100.000 kHz	<= 100.000 kHz
VBW	300.000 kHz	>= 300.000 kHz
SweepPoints	238	~ 238
Sweeptime	23.700 ms	AUTO
Reference Level	10.000 dBm	-30.000 dBm
Attenuation	20.000 dB	10.000 dB
Detector	MaxPeak	MaxPeak
SweepCount	3	3
Filter	3 dB	3 dB
Trace Mode	Max Hold	Max Hold
SweepType	Sweep	AUTO
Preamp	off	off

Minimum Emission Bandwidth 6 dB (2437 MHz; 30.000 dBm; 5 MHz)

Customized settings.

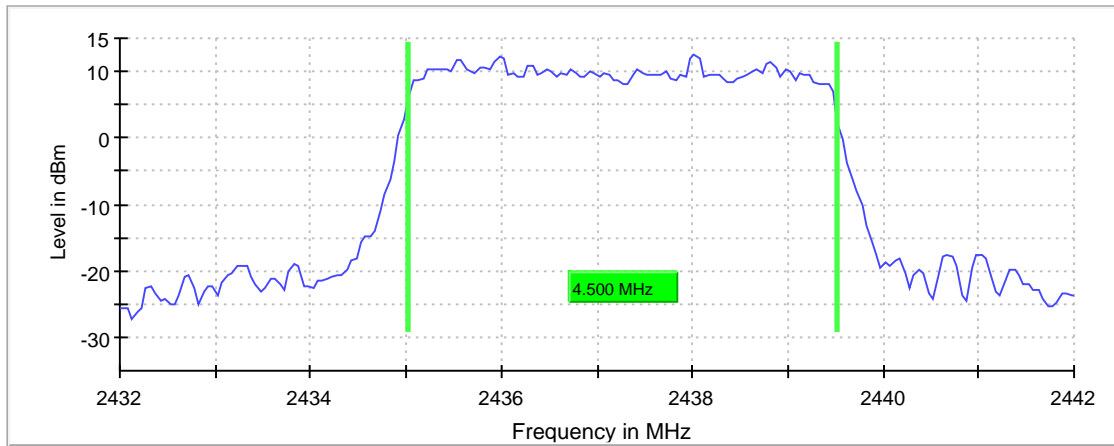
6 dB Bandwidth

DUT Frequency (MHz)	Bandwidth (MHz)	Limit Min (MHz)	Limit Max (MHz)	Band Edge Left (MHz)	Band Edge Right (MHz)
2437.000000	4.500000	0.500000	---	2435.025000	2439.525000

(continuation of the "6 dB Bandwidth" table from column 6 ...)

DUT Frequency (MHz)	Max Level (dBm)	Result
2437.000000	12.4	PASS

6 dB Bandwidth



Bandwidth



Date: 20.DEC.2019 06:45:39

Occupied Channel Bandwidth 99% (2437 MHz; 30.000 dBm; 5 MHz)

Customized settings.

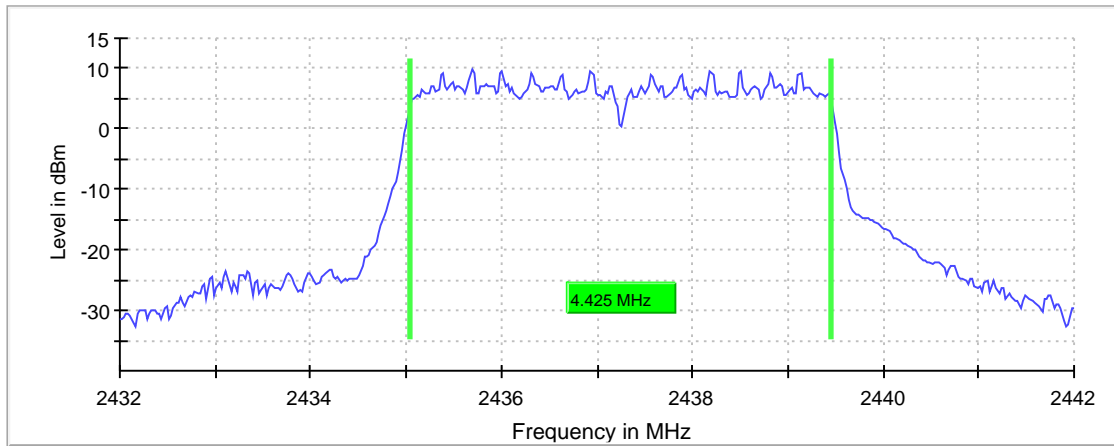
99 % Bandwidth

DUT Frequency (MHz)	Bandwidth (MHz)	Limit Min (MHz)	Limit Max (MHz)	Band Edge Left (MHz)	Band Edge Right (MHz)
2437.000000	4.425000	---	---	2435.037500	2439.462500

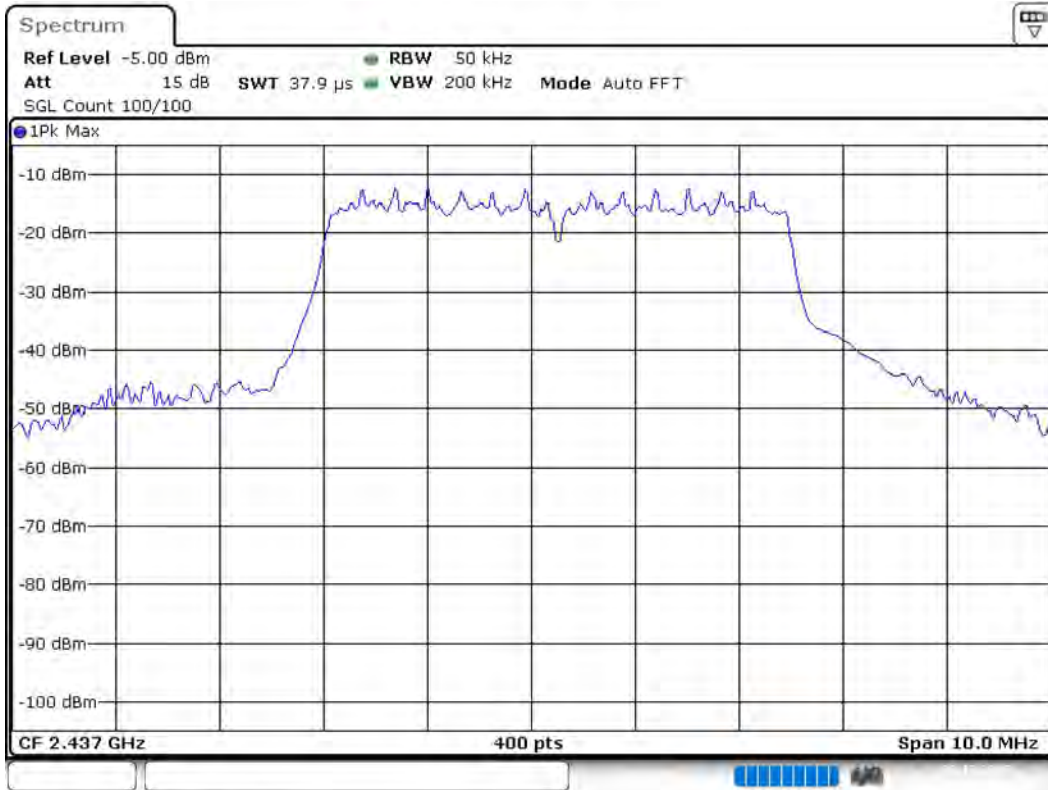
(continuation of the "99 % Bandwidth" table from column 6 ...)

DUT Frequency (MHz)	Result
2437.000000	PASS

99 % Bandwidth



Bandwidth



Date: 20. DEC, 2019 06:46:26

Tx Spurious Emission (2437 MHz; 30.000 dBm; 5 MHz)

Customized settings.

Result

DUT Frequency (MHz)	Result
2437.000000	PASS

Final measurements

Frequency (MHz)	Level Pre Measurement (dBm)	level (dBm)	Limit (dBm)	Margin (dB)	Result
---	---	---	---	---	---

Pre Measurements

Frequency (MHz)	Level (dBm)	Margin (dB)	Limit (dBm)
25895.060242	-28.1	27.5	-0.5
18189.483744	-29.1	28.5	-0.5
17869.667340	-29.2	28.7	-0.5
24535.840523	-29.3	28.8	-0.5
19548.703464	-29.4	28.9	-0.5
25925.043030	-29.4	28.9	-0.5
19578.686252	-29.4	28.9	-0.5
19898.502656	-29.5	28.9	-0.5
17909.644390	-29.5	29.0	-0.5
25865.077454	-29.6	29.1	-0.5
18869.093604	-29.7	29.2	-0.5
15830.837760	-29.7	29.2	-0.5
24545.834785	-29.7	29.2	-0.5
17899.650127	-29.7	29.2	-0.5
20178.342010	-29.8	29.2	-0.5

Measurement Settings

Start Frequency (MHz)	Stop Frequency (MHz)	Pre Measurement	Final Measurement
30.000000	2400.000000	1	1
2400.000000	2483.500000	1	1
2483.500000	26000.000000	1	1

Tx Spurious Emission(2) (2437 MHz; 30.000 dBm; 5 MHz)

Customized settings.

Result

DUT Frequency (MHz)	Result
2437.000000	PASS

Final measurements

Frequency (MHz)	Level Pre Measurement (dBm)	level (dBm)	Limit (dBm)	Margin (dB)	Result
---	---	---	---	---	---

Pre Measurements

Frequency (MHz)	Level (dBm)	Margin (dB)	Limit (dBm)
19928.485444	-27.7	27.2	-0.5
18239.455057	-28.0	27.5	-0.5
25955.025818	-29.1	28.6	-0.5
25905.054505	-29.3	28.8	-0.5
20218.319061	-29.4	28.9	-0.5
25895.060242	-29.6	29.0	-0.5
15890.803336	-29.6	29.1	-0.5
18229.460795	-29.8	29.3	-0.5
25915.048768	-29.9	29.4	-0.5
24965.593816	-30.0	29.4	-0.5
25975.014343	-30.0	29.5	-0.5
18199.478007	-30.0	29.5	-0.5
25935.037293	-30.0	29.5	-0.5
16750.309924	-30.0	29.5	-0.5
17439.914046	-30.1	29.5	-0.5

Measurement Settings

Start Frequency (MHz)	Stop Frequency (MHz)	Pre Measurement	Final Measurement
30.000000	2400.000000	1	1
2400.000000	2483.500000	1	1
2483.500000	26000.000000	1	1

Minimum Emission Bandwidth 6 dB (2462 MHz; 30.000 dBm; 5 MHz)

Customized settings.

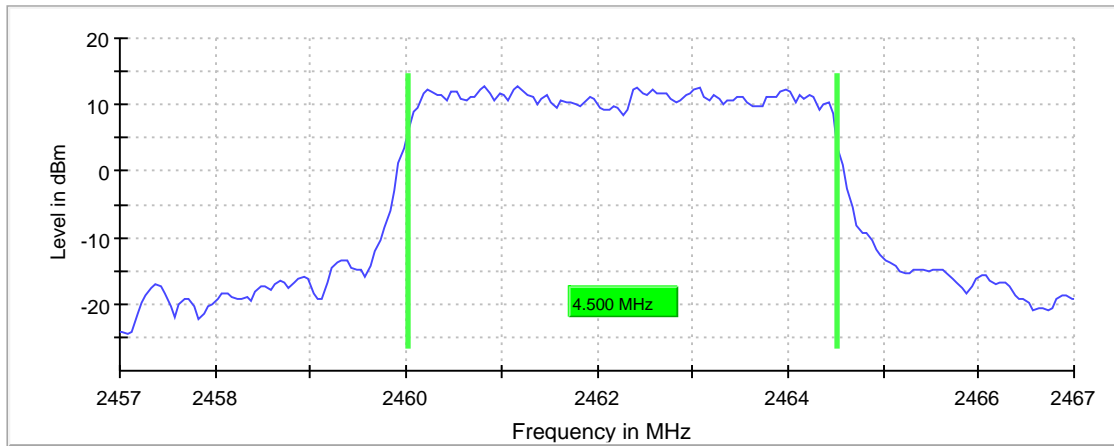
6 dB Bandwidth

DUT Frequency (MHz)	Bandwidth (MHz)	Limit Min (MHz)	Limit Max (MHz)	Band Edge Left (MHz)	Band Edge Right (MHz)
2462.000000	4.500000	0.500000	---	2460.025000	2464.525000

(continuation of the "6 dB Bandwidth" table from column 6 ...)

DUT Frequency (MHz)	Max Level (dBm)	Result
2462.000000	12.8	PASS

6 dB Bandwidth



Bandwidth



Date: 20.DEC.2019 06:48:47

Occupied Channel Bandwidth 99% (2462 MHz; 30.000 dBm; 5 MHz)

Customized settings.

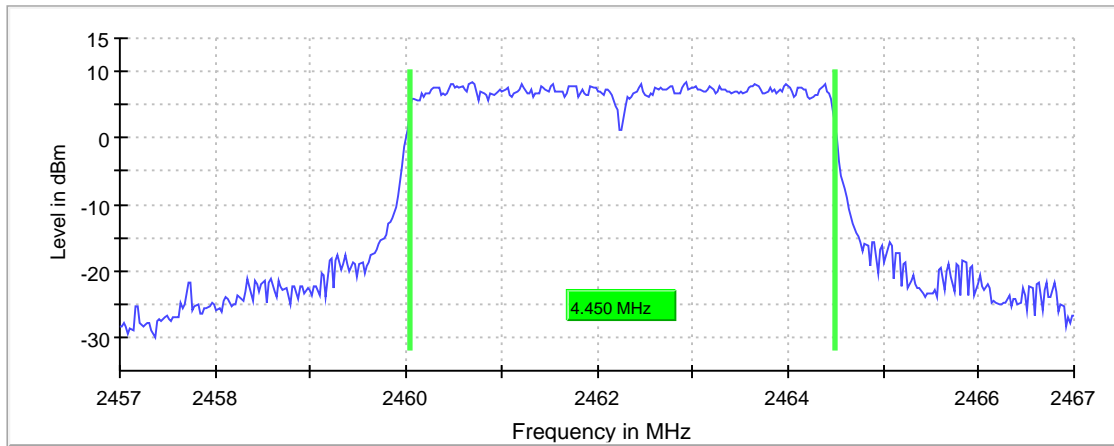
99 % Bandwidth

DUT Frequency (MHz)	Bandwidth (MHz)	Limit Min (MHz)	Limit Max (MHz)	Band Edge Left (MHz)	Band Edge Right (MHz)
2462.000000	4.450000	---	---	2460.037500	2464.487500

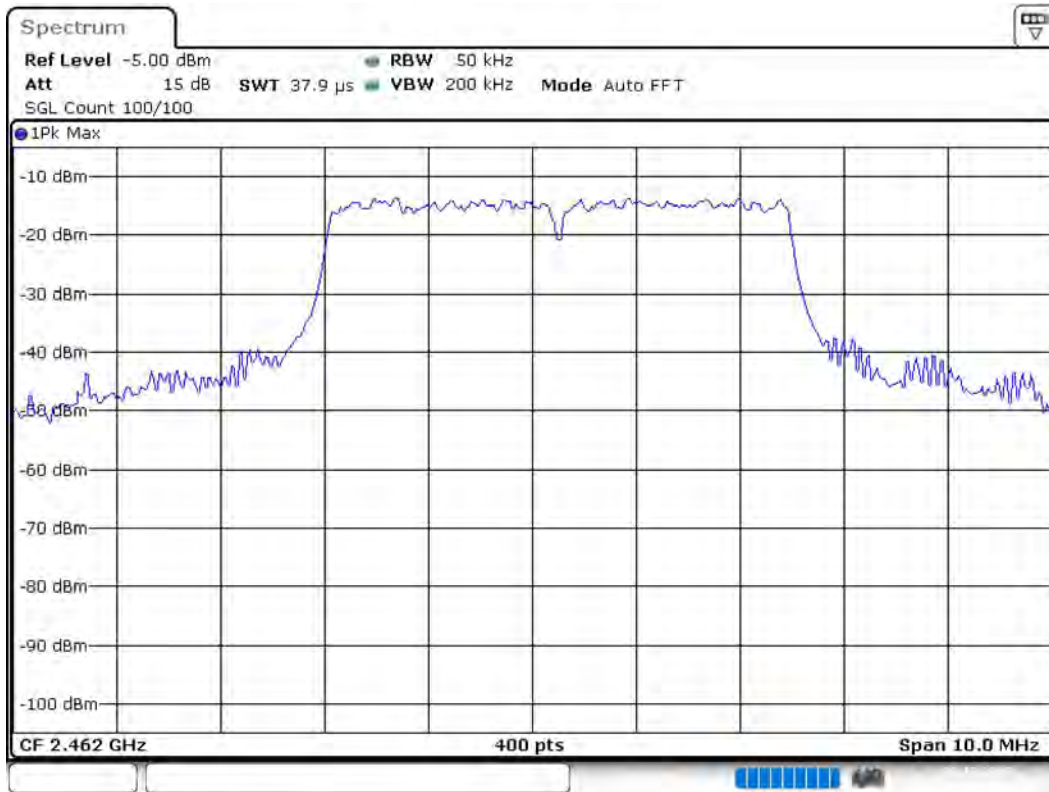
(continuation of the "99 % Bandwidth" table from column 6 ...)

DUT Frequency (MHz)	Result
2462.000000	PASS

99 % Bandwidth



Bandwidth



Date: 20.DEC.2019 06:49:35

Band Edge high (2462 MHz; 30.000 dBm; 5 MHz)

Customized settings.

Result

DUT Frequency (MHz)	Result
2462.000000	PASS

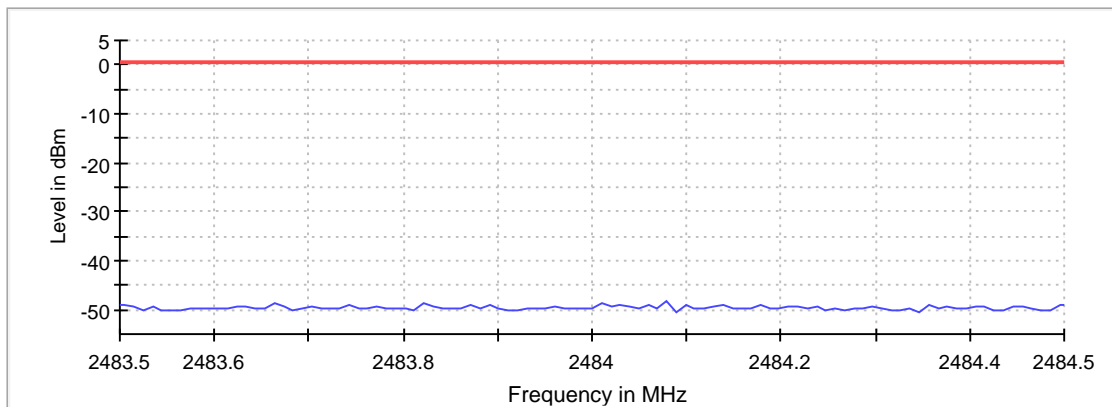
Inband Peak

Frequency (MHz)	Level (dBm)
2483.500000	-49.1

Measurements

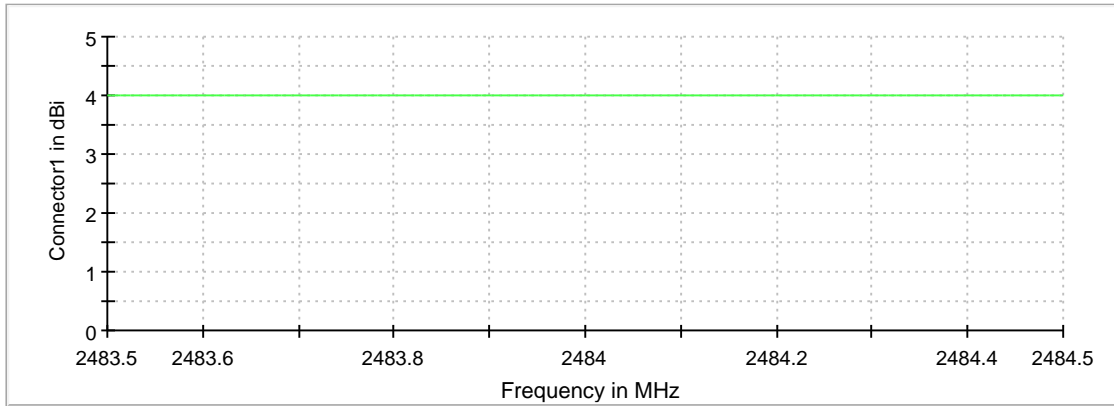
Frequency (MHz)	Level (dBm)	Margin (dB)	Limit (dBm)	Result
2484.079208	-48.4	48.9	0.5	PASS
2484.009901	-48.5	48.9	0.5	PASS
2483.663366	-48.6	49.0	0.5	PASS
2483.821782	-48.8	49.2	0.5	PASS
2484.059406	-48.9	49.4	0.5	PASS
2484.099010	-49.0	49.4	0.5	PASS
2483.891089	-49.0	49.5	0.5	PASS
2483.871287	-49.1	49.5	0.5	PASS
2484.500000	-49.1	49.5	0.5	PASS
2484.495050	-49.1	49.5	0.5	PASS
2484.029703	-49.1	49.6	0.5	PASS
2484.178218	-49.1	49.6	0.5	PASS
2483.504950	-49.1	49.6	0.5	PASS
2483.742574	-49.1	49.6	0.5	PASS
2484.356436	-49.1	49.6	0.5	PASS

Band Edge



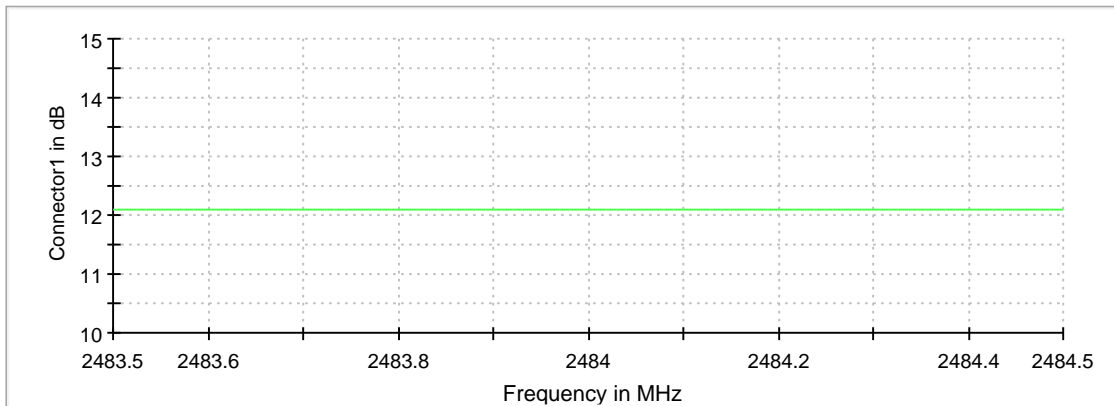
— Limit — Sum Level × Fail

Gain



Connector1

Attenuation



Connector1

Measurement 2

Setting	Instrument Value	Target Value
Start Frequency	2.48350 GHz	2.48350 GHz
Stop Frequency	2.48450 GHz	2.48450 GHz
Span	1.000 MHz	1.000 MHz
RBW	100.000 kHz	<= 100.000 kHz
VBW	300.000 kHz	>= 300.000 kHz
SweepPoints	101	~ 20
SweepTime	20.000 ms	AUTO
Reference Level	-10.000 dBm	-30.000 dBm
Attenuation	20.000 dB	AUTO
Detector	RMS	RMS
SweepCount	100	100
Filter	Channel	Channel
Trace Mode	Max Hold	Max Hold
Sweeptype	Sweep	AUTO
Preamp	off	off

Band Edge high(2) (2462 MHz; 30.000 dBm; 5 MHz)

Customized settings.

Result

DUT Frequency (MHz)	Result
2462.000000	PASS

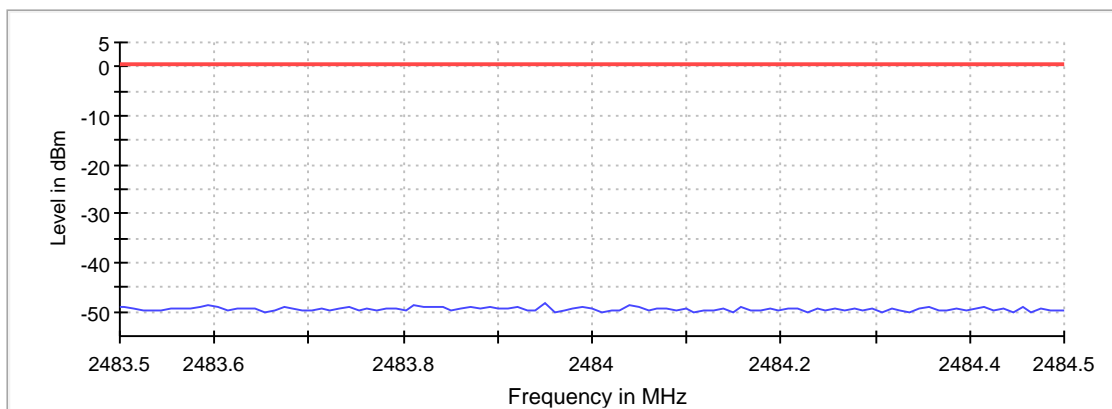
Inband Peak

Frequency (MHz)	Level (dBm)
2483.500000	-49.0

Measurements

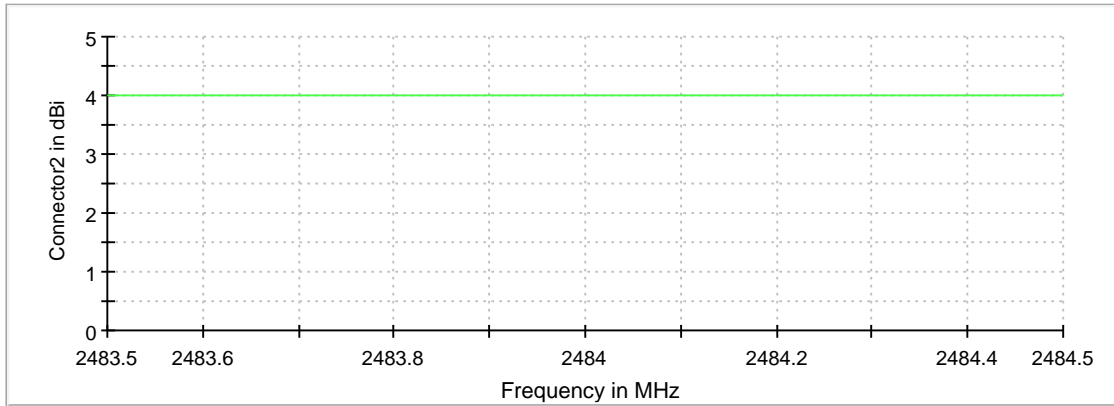
Frequency (MHz)	Level (dBm)	Margin (dB)	Limit (dBm)	Result
2483.950495	-48.4	48.9	0.5	PASS
2483.594059	-48.7	49.1	0.5	PASS
2484.039604	-48.7	49.2	0.5	PASS
2483.811881	-48.8	49.2	0.5	PASS
2483.603960	-48.9	49.3	0.5	PASS
2484.415842	-48.9	49.4	0.5	PASS
2483.584158	-48.9	49.4	0.5	PASS
2483.673267	-48.9	49.4	0.5	PASS
2483.871287	-49.0	49.5	0.5	PASS
2483.891089	-49.0	49.5	0.5	PASS
2483.841584	-49.0	49.5	0.5	PASS
2483.504950	-49.0	49.5	0.5	PASS
2484.356436	-49.0	49.5	0.5	PASS
2484.049505	-49.1	49.6	0.5	PASS
2484.158416	-49.1	49.6	0.5	PASS

Band Edge



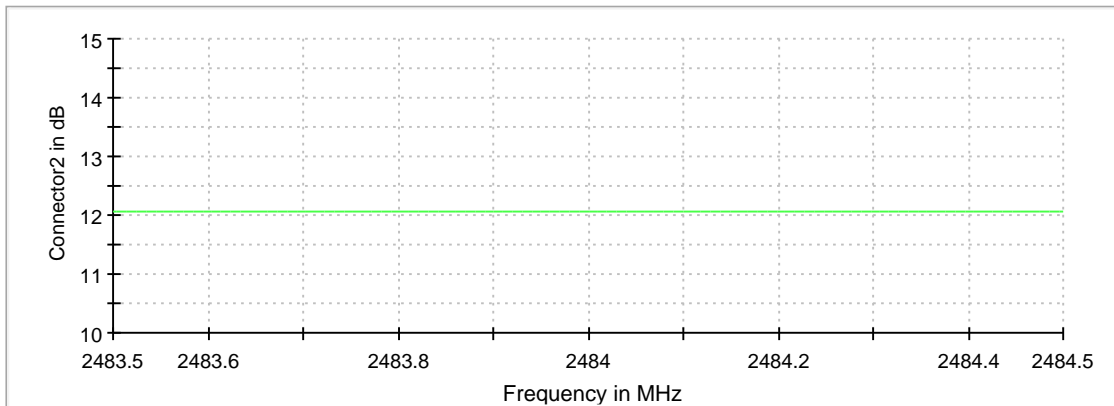
— Limit — Sum Level × Fail

Gain



Connector2

Attenuation



Connector2

Measurement 2

Setting	Instrument Value	Target Value
Start Frequency	2.48350 GHz	2.48350 GHz
Stop Frequency	2.48450 GHz	2.48450 GHz
Span	1.000 MHz	1.000 MHz
RBW	100.000 kHz	<= 100.000 kHz
VBW	300.000 kHz	>= 300.000 kHz
SweepPoints	101	~ 20
SweepTime	20.000 ms	AUTO
Reference Level	-10.000 dBm	-30.000 dBm
Attenuation	20.000 dB	AUTO
Detector	RMS	RMS
SweepCount	100	100
Filter	Channel	Channel
Trace Mode	Max Hold	Max Hold
Sweeptype	Sweep	AUTO
Preamp	off	off

Tx Spurious Emission (2462 MHz; 30.000 dBm; 5 MHz)

Customized settings.

Result

DUT Frequency (MHz)	Result
2462.000000	PASS

Final measurements

Frequency (MHz)	Level Pre Measurement (dBm)	level (dBm)	Limit (dBm)	Margin (dB)	Result
---	---	---	---	---	---

Pre Measurements

Frequency (MHz)	Level (dBm)	Margin (dB)	Limit (dBm)
20208.324798	-28.6	29.1	0.5
19898.502656	-28.8	29.3	0.5
24625.788887	-28.9	29.4	0.5
24236.012643	-29.1	29.5	0.5
19918.491181	-29.1	29.5	0.5
19878.514131	-29.4	29.8	0.5
24635.783149	-29.4	29.9	0.5
24615.794624	-29.5	29.9	0.5
17889.655865	-29.5	30.0	0.5
19928.485444	-29.6	30.1	0.5
24545.834785	-29.6	30.1	0.5
24705.742988	-29.7	30.1	0.5
18239.455057	-29.7	30.1	0.5
25945.031555	-29.7	30.1	0.5
15870.814811	-29.7	30.1	0.5

Measurement Settings

Start Frequency (MHz)	Stop Frequency (MHz)	Pre Measurement	Final Measurement
30.000000	2400.000000	1	1
2400.000000	2483.500000	1	1
2483.500000	26000.000000	1	1

Tx Spurious Emission(2) (2462 MHz; 30.000 dBm; 5 MHz)

Customized settings.

Result

DUT Frequency (MHz)	Result
2462.000000	PASS

Final measurements

Frequency (MHz)	Level Pre Measurement (dBm)	level (dBm)	Limit (dBm)	Margin (dB)	Result
---	---	---	---	---	---

Pre Measurements

Frequency (MHz)	Level (dBm)	Margin (dB)	Limit (dBm)
24635.783149	-28.1	28.6	0.5
17859.673077	-29.1	29.6	0.5
15830.837760	-29.3	29.7	0.5
25935.037293	-29.3	29.7	0.5
18209.472269	-29.6	30.1	0.5
24895.633978	-29.7	30.1	0.5
24675.760200	-29.7	30.2	0.5
24645.777412	-29.8	30.3	0.5
25965.020081	-29.8	30.3	0.5
19878.514131	-29.9	30.4	0.5
19838.537080	-29.9	30.4	0.5
25835.094666	-29.9	30.4	0.5
17869.667340	-30.0	30.5	0.5
24955.599554	-30.0	30.5	0.5
24535.840523	-30.1	30.5	0.5

Measurement Settings

Start Frequency (MHz)	Stop Frequency (MHz)	Pre Measurement	Final Measurement
30.000000	2400.000000	1	1
2400.000000	2483.500000	1	1
2483.500000	26000.000000	1	1

Minimum Emission Bandwidth 6 dB (2412 MHz; 30.000 dBm; 8 MHz)

Customized settings.

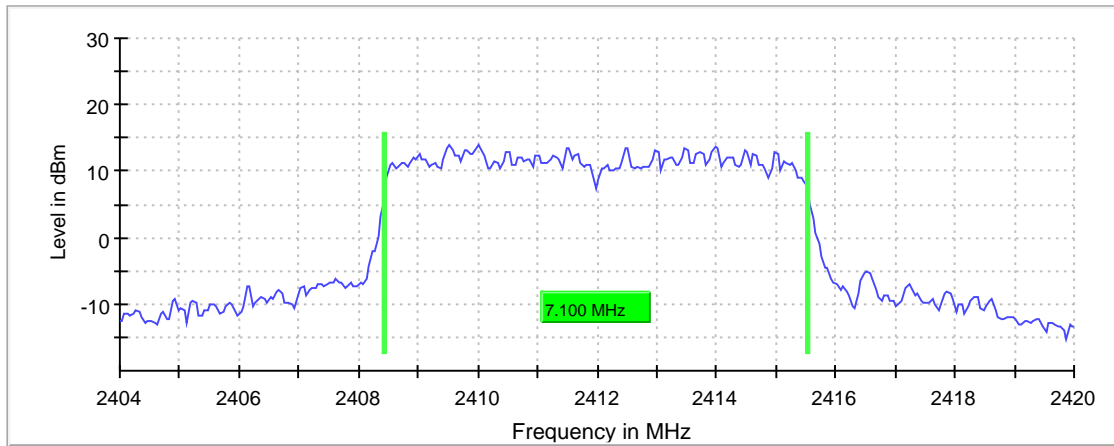
6 dB Bandwidth

DUT Frequency (MHz)	Bandwidth (MHz)	Limit Min (MHz)	Limit Max (MHz)	Band Edge Left (MHz)	Band Edge Right (MHz)
2412.000000	7.100000	0.500000	---	2408.425000	2415.525000

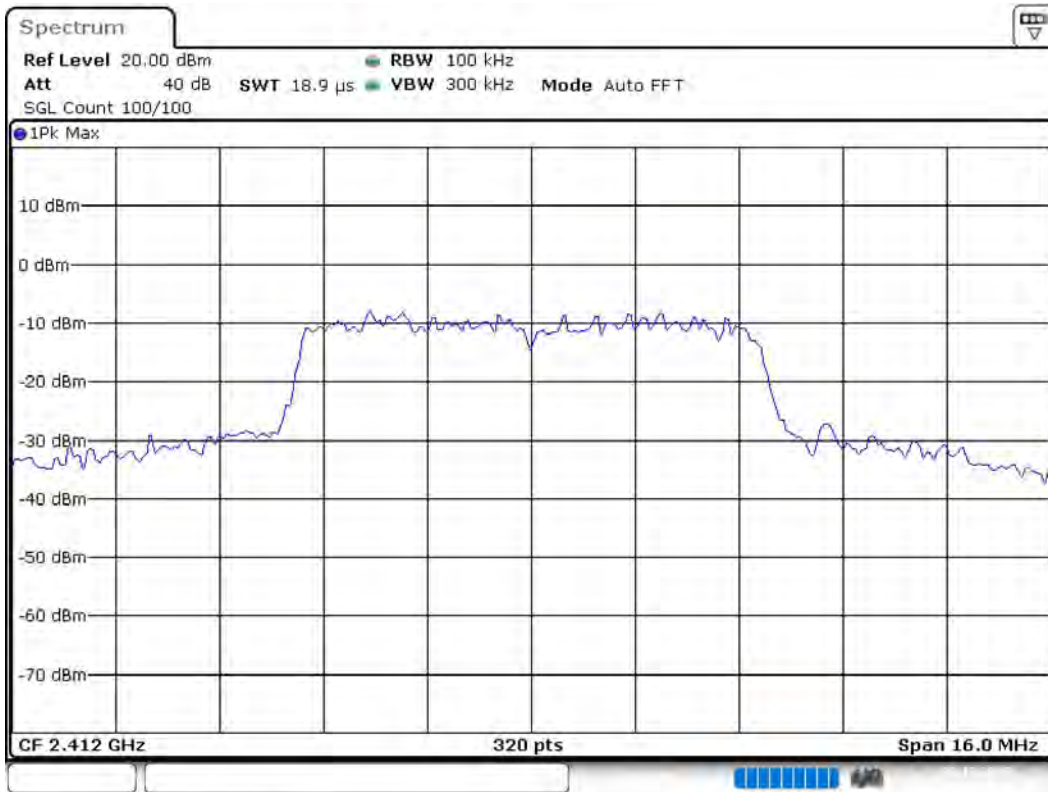
(continuation of the "6 dB Bandwidth" table from column 6 ...)

DUT Frequency (MHz)	Max Level (dBm)	Result
2412.000000	14.0	PASS

6 dB Bandwidth



Bandwidth



Date: 20.DEC.2019 06:52:56

Occupied Channel Bandwidth 99% (2412 MHz; 30.000 dBm; 8 MHz)

Customized settings.

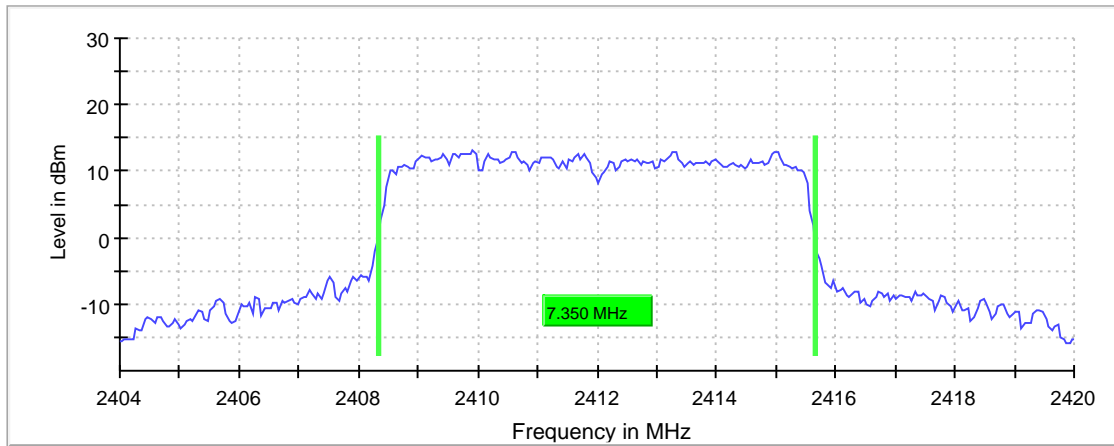
99 % Bandwidth

DUT Frequency (MHz)	Bandwidth (MHz)	Limit Min (MHz)	Limit Max (MHz)	Band Edge Left (MHz)	Band Edge Right (MHz)
2412.000000	7.350000	---	---	2408.325000	2415.675000

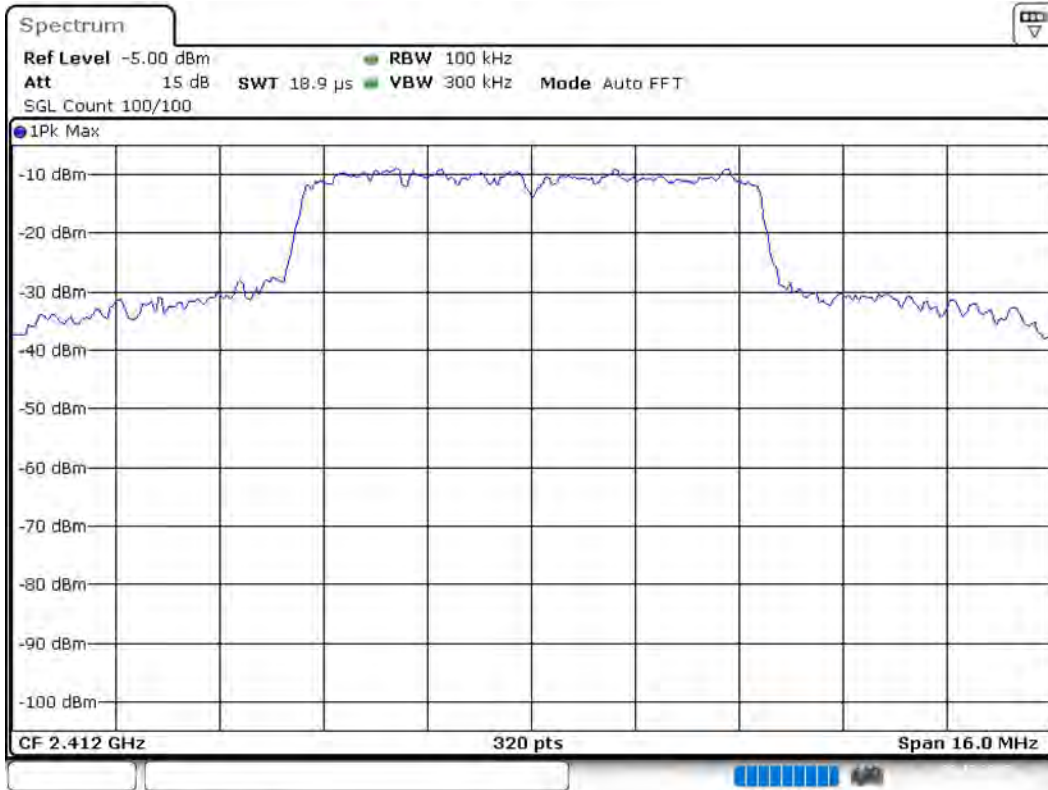
(continuation of the "99 % Bandwidth" table from column 6 ...)

DUT Frequency (MHz)	Result
2412.000000	PASS

99 % Bandwidth



Bandwidth



Date: 20. DEC, 2019 06:53:44

Band Edge low (2412 MHz; 30.000 dBm; 8 MHz)

Customized settings.

Result

DUT Frequency (MHz)	Result
2412.000000	PASS

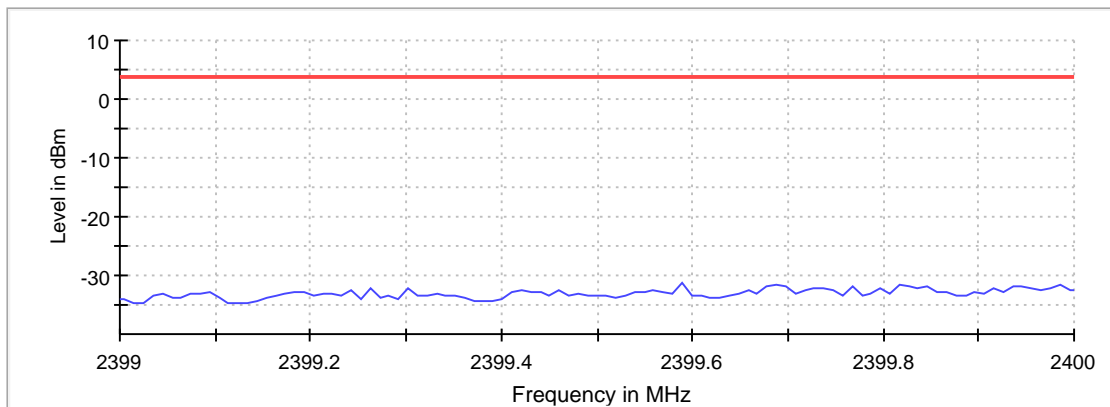
Inband Peak

Frequency (MHz)	Level (dBm)
2400.000000	-32.6

Measurements

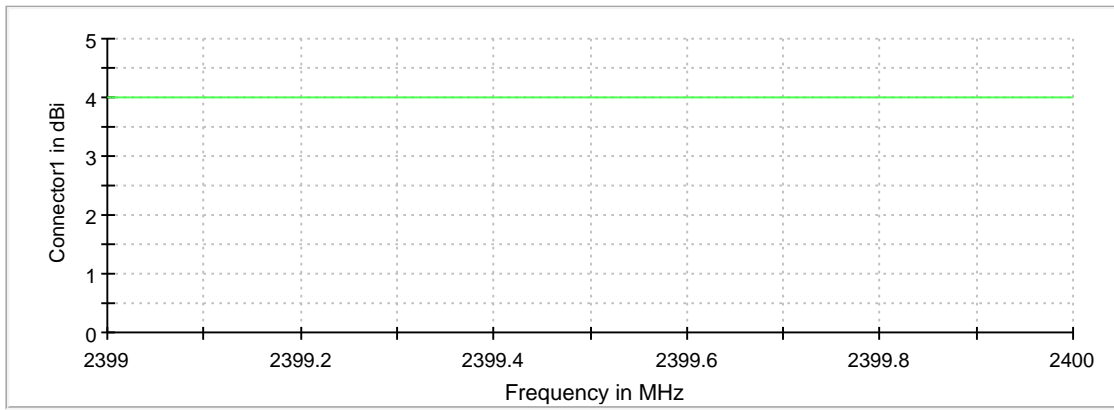
Frequency (MHz)	Level (dBm)	Margin (dB)	Limit (dBm)	Result
2399.589109	-31.2	34.9	3.7	PASS
2399.688119	-31.4	35.1	3.7	PASS
2399.816832	-31.7	35.4	3.7	PASS
2399.985149	-31.7	35.4	3.7	PASS
2399.846535	-31.7	35.4	3.7	PASS
2399.826733	-31.7	35.4	3.7	PASS
2399.698020	-31.8	35.5	3.7	PASS
2399.767327	-31.9	35.5	3.7	PASS
2399.935644	-31.9	35.6	3.7	PASS
2399.945545	-32.0	35.7	3.7	PASS
2399.678218	-32.0	35.7	3.7	PASS
2399.797030	-32.0	35.7	3.7	PASS
2399.737624	-32.0	35.7	3.7	PASS
2399.975248	-32.1	35.8	3.7	PASS
2399.727723	-32.1	35.8	3.7	PASS

Band Edge



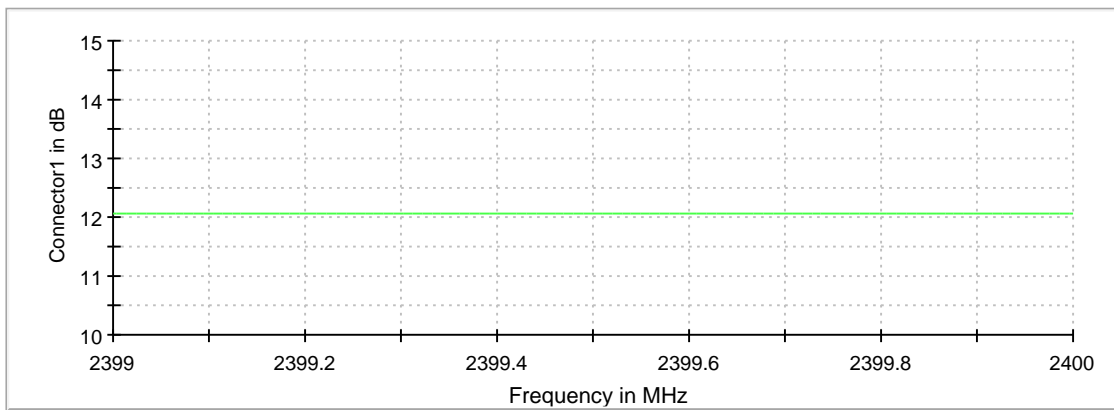
— Limit — Sum Level × Fail

Gain



Connector1

Attenuation



Connector1

Band Edge low(2) (2412 MHz; 30.000 dBm; 8 MHz)

Customized settings.

Result

DUT Frequency (MHz)	Result
2412.000000	PASS

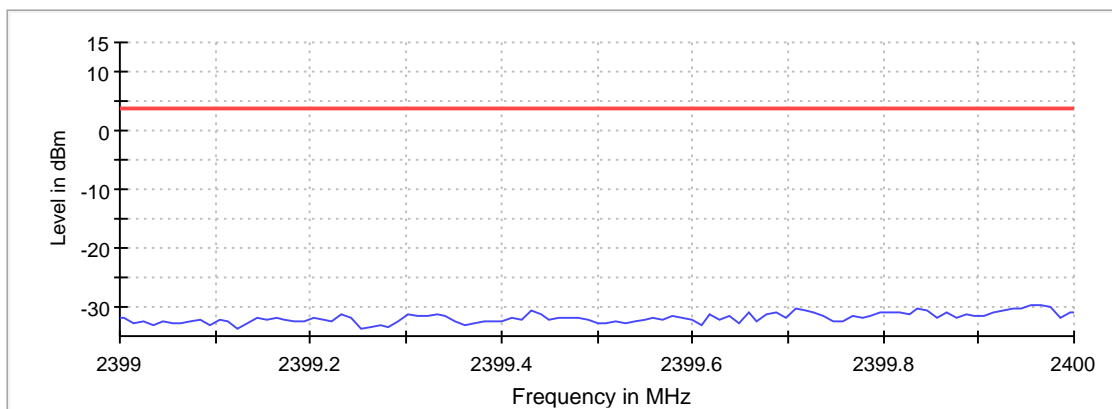
Inband Peak

Frequency (MHz)	Level (dBm)
2400.000000	-30.9

Measurements

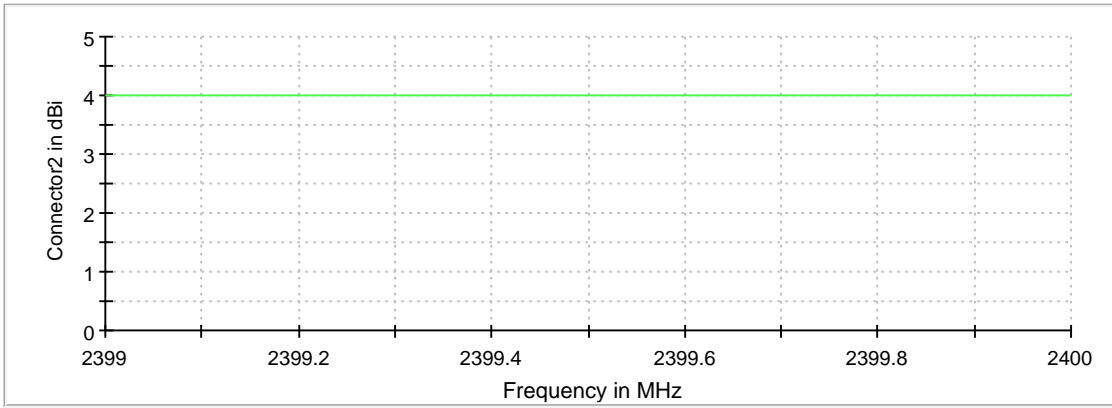
Frequency (MHz)	Level (dBm)	Margin (dB)	Limit (dBm)	Result
2399.955446	-29.7	33.4	3.7	PASS
2399.965347	-29.8	33.5	3.7	PASS
2399.975248	-29.9	33.6	3.7	PASS
2399.945545	-30.3	34.0	3.7	PASS
2399.836634	-30.4	34.1	3.7	PASS
2399.707921	-30.4	34.1	3.7	PASS
2399.935644	-30.5	34.1	3.7	PASS
2399.925743	-30.6	34.3	3.7	PASS
2399.717822	-30.6	34.3	3.7	PASS
2399.846535	-30.7	34.4	3.7	PASS
2399.430693	-30.7	34.4	3.7	PASS
2399.806931	-30.8	34.5	3.7	PASS
2399.866337	-30.8	34.5	3.7	PASS
2399.816832	-30.9	34.6	3.7	PASS
2399.995050	-30.9	34.6	3.7	PASS

Band Edge



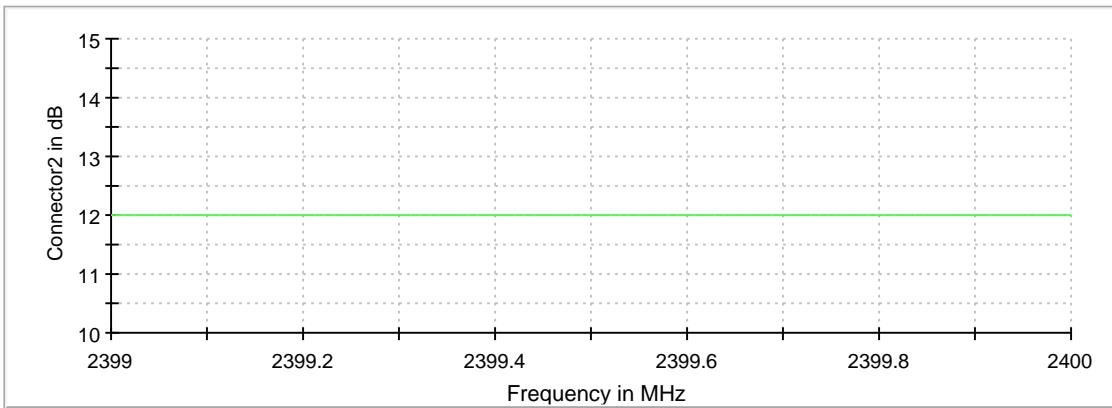
— Limit — Sum Level × Fail

Gain



Connector2

Attenuation



Connector2

Tx Spurious Emission (2412 MHz; 30.000 dBm; 8 MHz)

Customized settings.

Result

DUT Frequency (MHz)	Result
2412.000000	PASS

Final measurements

Frequency (MHz)	Level Pre Measurement (dBm)	level (dBm)	Limit (dBm)	Margin (dB)	Result
---	---	---	---	---	---

Pre Measurements

Frequency (MHz)	Level (dBm)	Margin (dB)	Limit (dBm)
2395.021008	-25.1	28.8	3.7
17889.655865	-28.2	31.9	3.7
19908.496919	-28.6	32.2	3.7
16140.659902	-28.7	32.4	3.7
17869.667340	-28.9	32.6	3.7
25955.025818	-29.2	32.8	3.7
20268.290374	-29.2	32.9	3.7
25915.048768	-29.3	32.9	3.7
25895.060242	-29.3	33.0	3.7
25875.071717	-29.5	33.2	3.7
16170.642690	-29.6	33.2	3.7
19898.502656	-29.6	33.3	3.7
19878.514131	-29.6	33.3	3.7
25905.054505	-29.6	33.3	3.7
19858.525606	-29.7	33.3	3.7

Measurement Settings

Start Frequency (MHz)	Stop Frequency (MHz)	Pre Measurement	Final Measurement
30.000000	2400.000000	1	1
2400.000000	2483.500000	1	1
2483.500000	26000.000000	1	1

Tx Spurious Emission(2) (2412 MHz; 30.000 dBm; 8 MHz)

Customized settings.

Result

DUT Frequency (MHz)	Result
2412.000000	PASS

Final measurements

Frequency (MHz)	Level Pre Measurement (dBm)	level (dBm)	Limit (dBm)	Margin (dB)	Result
---	---	---	---	---	---

Pre Measurements

Frequency (MHz)	Level (dBm)	Margin (dB)	Limit (dBm)
25955.025818	-28.1	31.8	3.7
20258.296111	-28.6	32.3	3.7
2395.021008	-28.7	32.4	3.7
18859.099341	-29.1	32.8	3.7
19548.703464	-29.1	32.8	3.7
18199.478007	-29.5	33.2	3.7
15890.803336	-29.5	33.2	3.7
19908.496919	-29.6	33.2	3.7
19848.531343	-29.6	33.2	3.7
20218.319061	-29.7	33.4	3.7
19898.502656	-29.7	33.4	3.7
18529.288674	-29.8	33.4	3.7
19888.508394	-29.8	33.5	3.7
25885.065980	-29.8	33.5	3.7
19568.691989	-29.8	33.5	3.7

Measurement Settings

Start Frequency (MHz)	Stop Frequency (MHz)	Pre Measurement	Final Measurement
30.000000	2400.000000	1	1
2400.000000	2483.500000	1	1
2483.500000	26000.000000	1	1

Minimum Emission Bandwidth 6 dB (2437 MHz; 30.000 dBm; 8 MHz)

Customized settings.

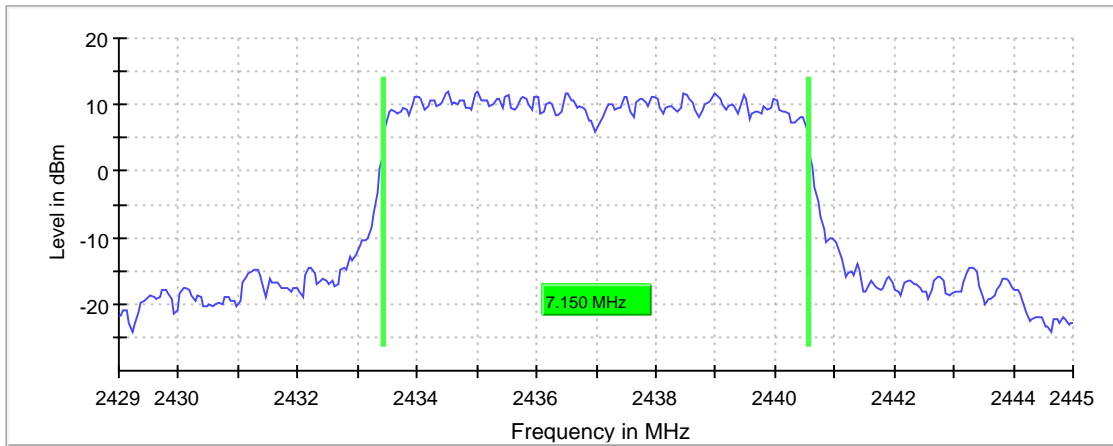
6 dB Bandwidth

DUT Frequency (MHz)	Bandwidth (MHz)	Limit Min (MHz)	Limit Max (MHz)	Band Edge Left (MHz)	Band Edge Right (MHz)
2437.000000	7.150000	0.500000	---	2433.425000	2440.575000

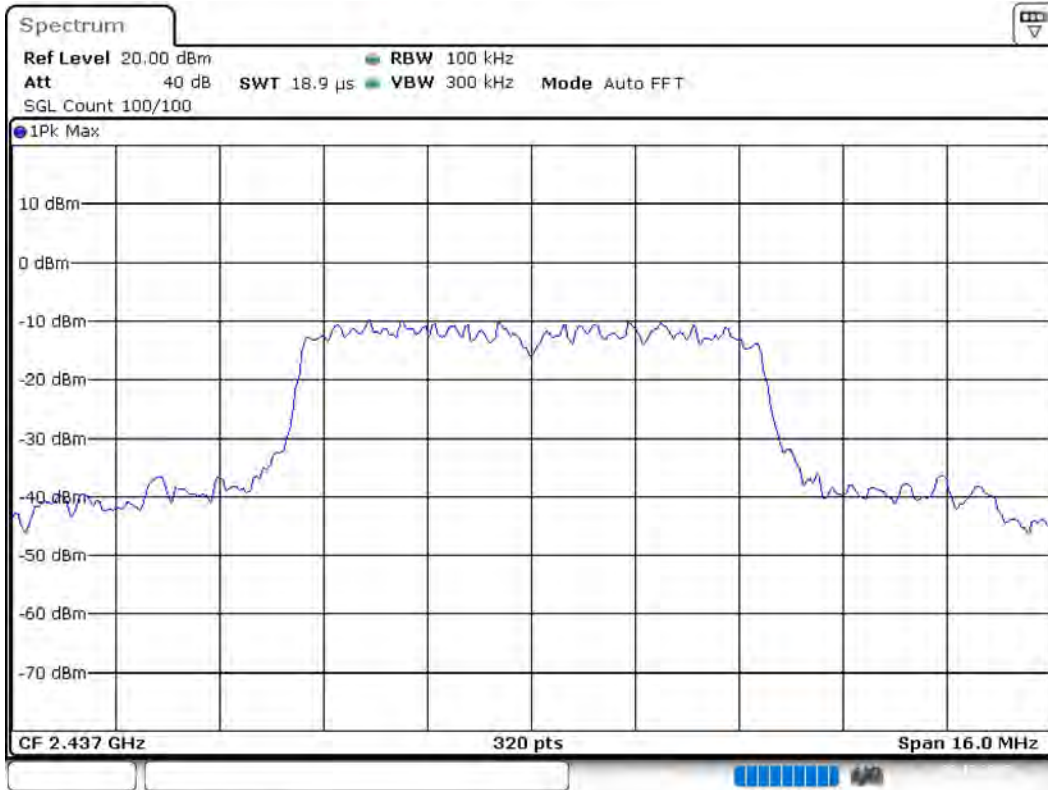
(continuation of the "6 dB Bandwidth" table from column 6 ...)

DUT Frequency (MHz)	Max Level (dBm)	Result
2437.000000	12.1	PASS

6 dB Bandwidth



Bandwidth



Date: 20.DEC.2019 07:03:20

Occupied Channel Bandwidth 99% (2437 MHz; 30.000 dBm; 8 MHz)

Customized settings.

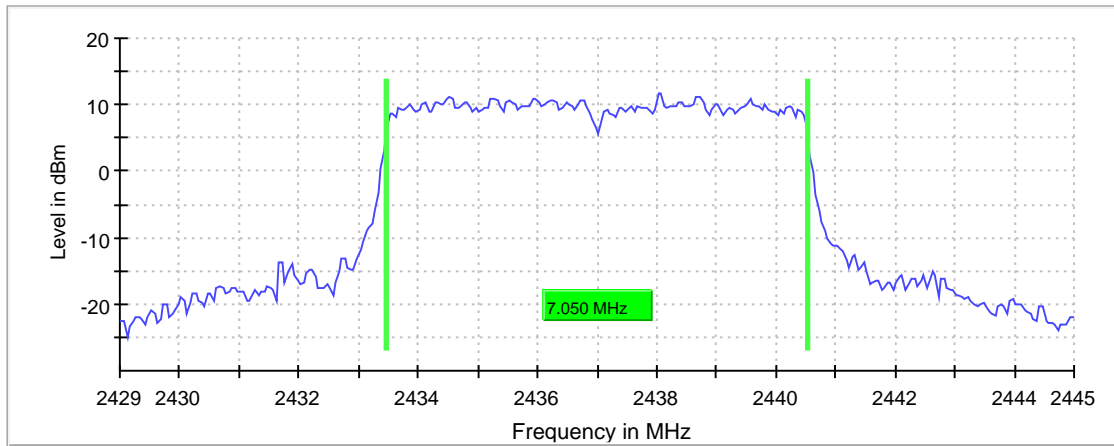
99 % Bandwidth

DUT Frequency (MHz)	Bandwidth (MHz)	Limit Min (MHz)	Limit Max (MHz)	Band Edge Left (MHz)	Band Edge Right (MHz)
2437.000000	7.050000	---	---	2433.475000	2440.525000

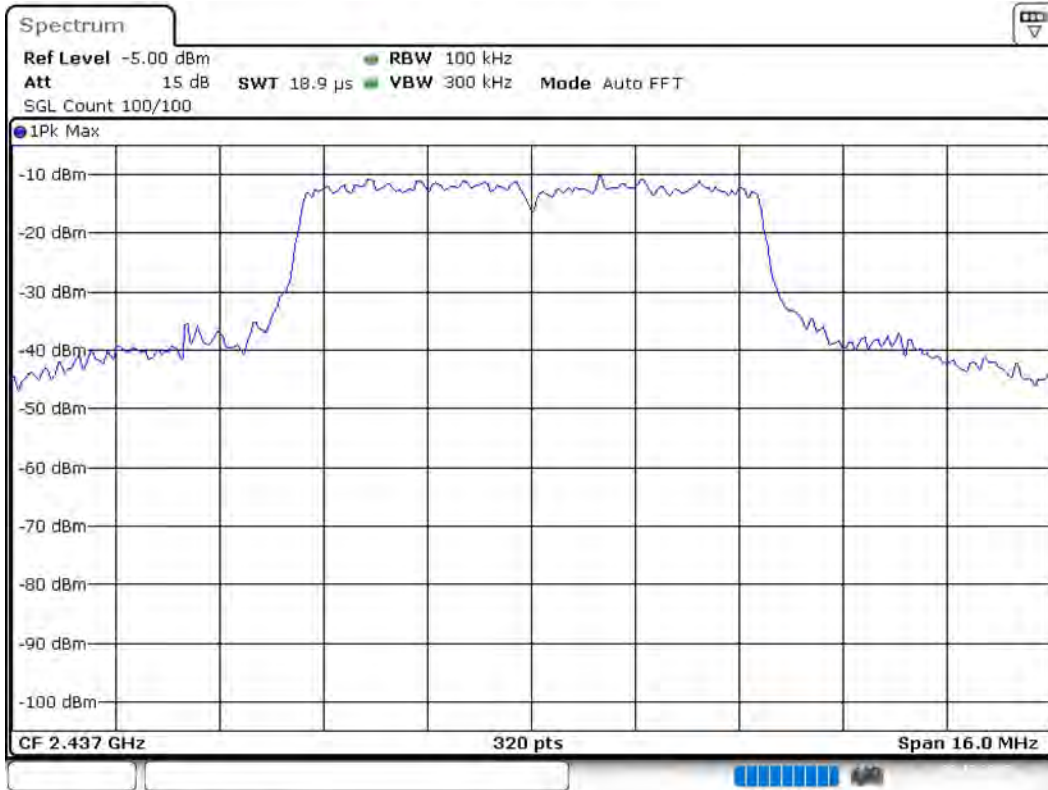
(continuation of the "99 % Bandwidth" table from column 6 ...)

DUT Frequency (MHz)	Result
2437.000000	PASS

99 % Bandwidth



Bandwidth



Date: 20. DEC. 2019 07:04:09

Tx Spurious Emission (2437 MHz; 30.000 dBm; 8 MHz)

Customized settings.

Result

DUT Frequency (MHz)	Result
2437.000000	PASS

Final measurements

Frequency (MHz)	Level Pre Measurement (dBm)	level (dBm)	Limit (dBm)	Margin (dB)	Result
---	---	---	---	---	---

Pre Measurements

Frequency (MHz)	Level (dBm)	Margin (dB)	Limit (dBm)
19638.651827	-28.6	30.5	1.8
17889.655865	-28.7	30.6	1.8
25885.065980	-28.8	30.7	1.8
25925.043030	-29.0	30.9	1.8
24625.788887	-29.1	30.9	1.8
19558.697726	-29.4	31.2	1.8
19848.531343	-29.4	31.2	1.8
18529.288674	-29.5	31.3	1.8
16170.642690	-29.5	31.3	1.8
19888.508394	-29.5	31.3	1.8
19868.519868	-29.5	31.4	1.8
23206.603591	-29.6	31.4	1.8
20198.330535	-29.6	31.4	1.8
19518.720676	-29.7	31.5	1.8
19908.496919	-29.7	31.6	1.8

Measurement Settings

Start Frequency (MHz)	Stop Frequency (MHz)	Pre Measurement	Final Measurement
30.000000	2400.000000	1	1
2400.000000	2483.500000	1	1
2483.500000	26000.000000	1	1

Tx Spurious Emission(2) (2437 MHz; 30.000 dBm; 8 MHz)

Customized settings.

Result

DUT Frequency (MHz)	Result
2437.000000	PASS

Final measurements

Frequency (MHz)	Level Pre Measurement (dBm)	level (dBm)	Limit (dBm)	Margin (dB)	Result
---	---	---	---	---	---

Pre Measurements

Frequency (MHz)	Level (dBm)	Margin (dB)	Limit (dBm)
20198.330535	-28.7	30.5	1.8
20178.342010	-29.0	30.9	1.8
25885.065980	-29.1	31.0	1.8
25855.083192	-29.2	31.1	1.8
24595.806099	-29.3	31.1	1.8
24845.662665	-29.4	31.2	1.8
15830.837760	-29.4	31.3	1.8
25985.008606	-29.5	31.3	1.8
19888.508394	-29.5	31.4	1.8
19938.479707	-29.6	31.4	1.8
16800.281237	-29.6	31.5	1.8
18219.466532	-29.6	31.5	1.8
24665.765937	-29.7	31.5	1.8
25875.071717	-29.8	31.6	1.8
25965.020081	-29.8	31.6	1.8

Measurement Settings

Start Frequency (MHz)	Stop Frequency (MHz)	Pre Measurement	Final Measurement
30.000000	2400.000000	1	1
2400.000000	2483.500000	1	1
2483.500000	26000.000000	1	1

Minimum Emission Bandwidth 6 dB (2462 MHz; 30.000 dBm; 8 MHz)

Customized settings.

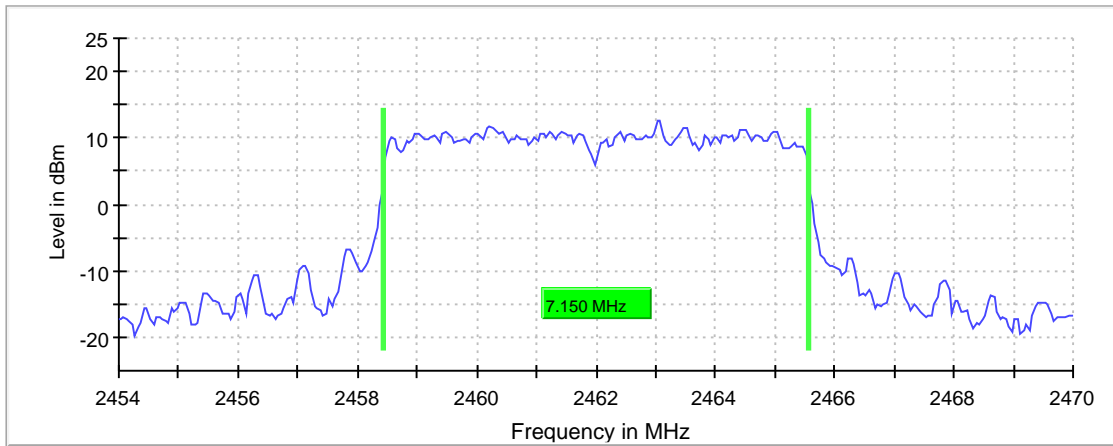
6 dB Bandwidth

DUT Frequency (MHz)	Bandwidth (MHz)	Limit Min (MHz)	Limit Max (MHz)	Band Edge Left (MHz)	Band Edge Right (MHz)
2462.000000	7.150000	0.500000	---	2458.425000	2465.575000

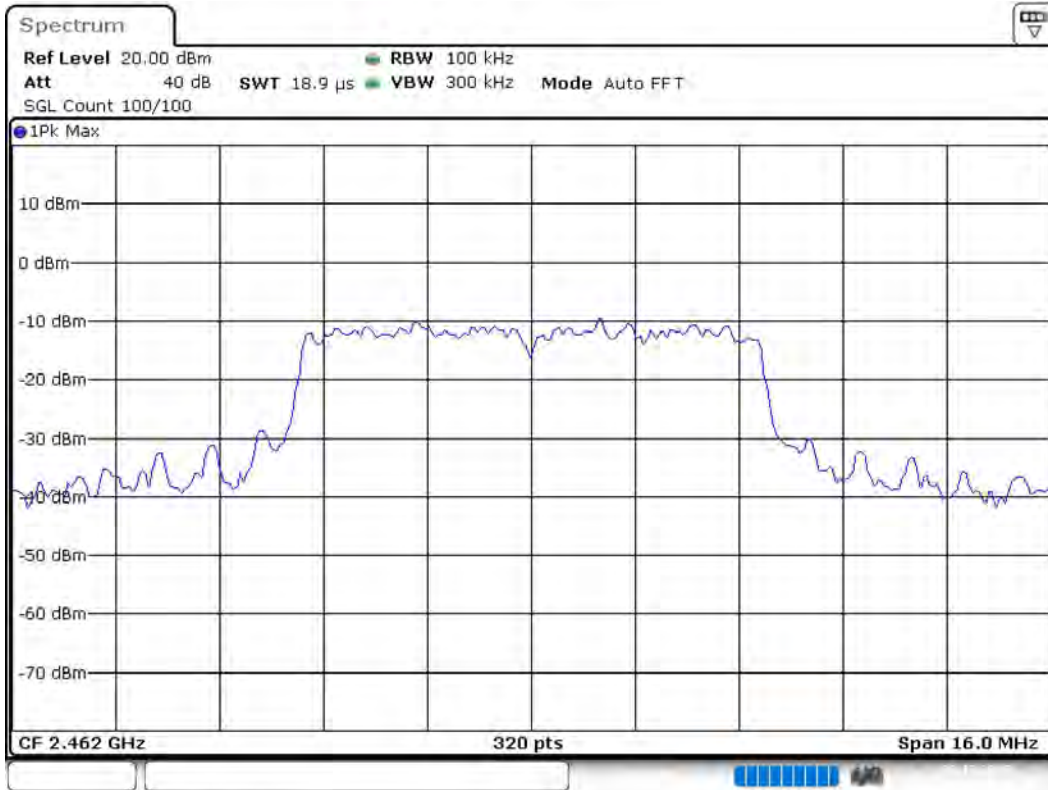
(continuation of the "6 dB Bandwidth" table from column 6 ...)

DUT Frequency (MHz)	Max Level (dBm)	Result
2462.000000	12.5	PASS

6 dB Bandwidth



Bandwidth



Date: 20.DEC.2019 07:06:05

Occupied Channel Bandwidth 99% (2462 MHz; 30.000 dBm; 8 MHz)

Customized settings.

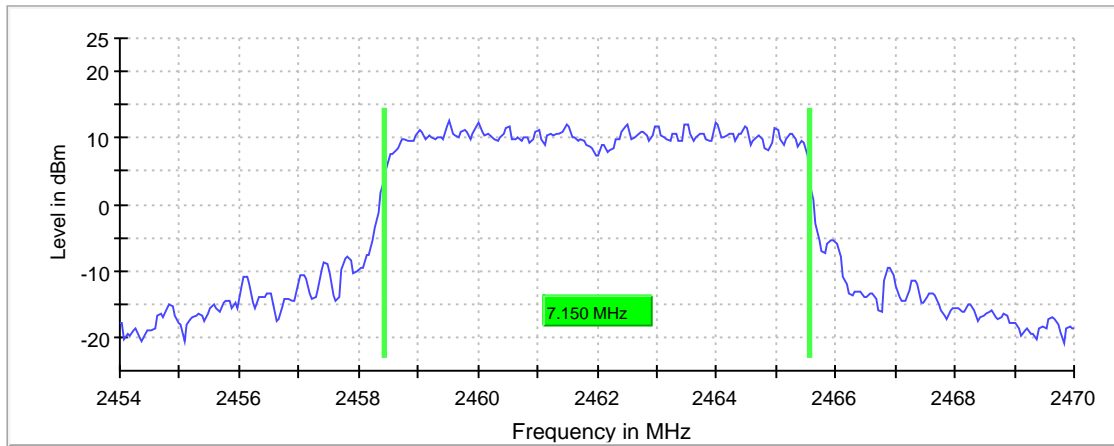
99 % Bandwidth

DUT Frequency (MHz)	Bandwidth (MHz)	Limit Min (MHz)	Limit Max (MHz)	Band Edge Left (MHz)	Band Edge Right (MHz)
2462.000000	7.150000	---	---	2458.425000	2465.575000

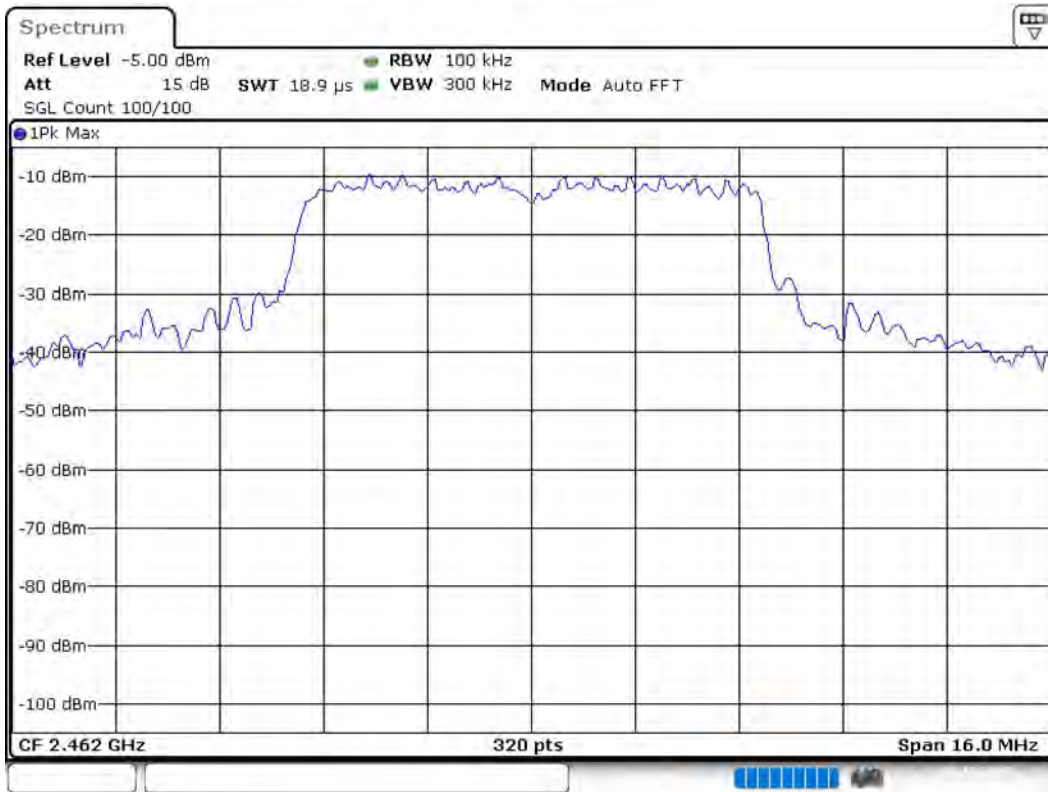
(continuation of the "99 % Bandwidth" table from column 6 ...)

DUT Frequency (MHz)	Result
2462.000000	PASS

99 % Bandwidth



Bandwidth



Date: 20. DEC, 2019 07:06:54

Band Edge high (2462 MHz; 30.000 dBm; 8 MHz)

Customized settings.

Result

DUT Frequency (MHz)	Result
2462.000000	PASS

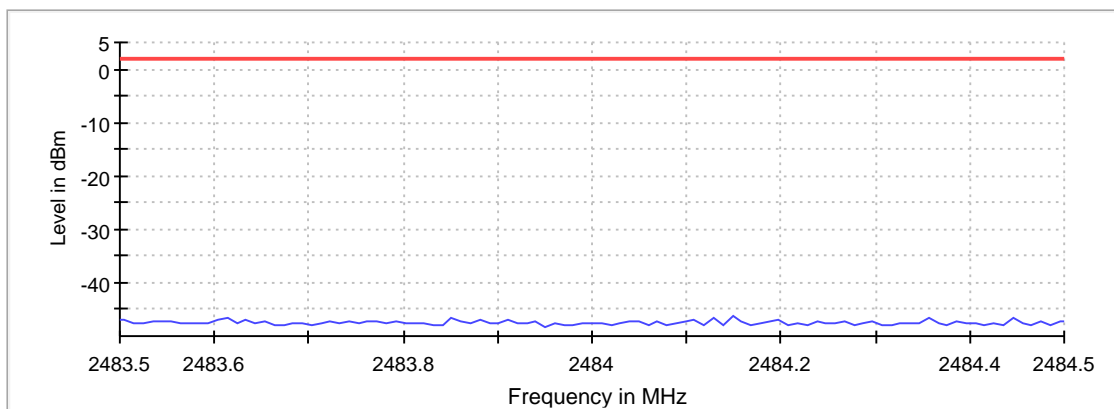
Inband Peak

Frequency (MHz)	Level (dBm)
2483.500000	-47.0

Measurements

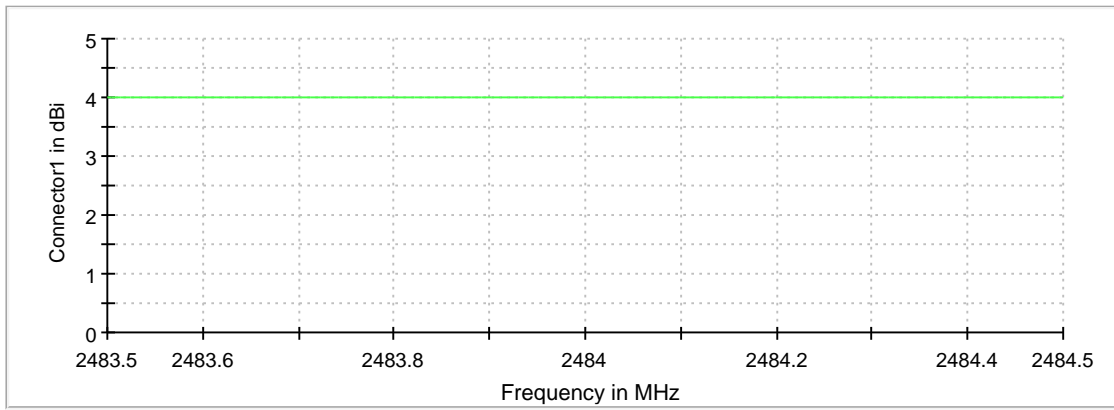
Frequency (MHz)	Level (dBm)	Margin (dB)	Limit (dBm)	Result
2484.148515	-46.3	48.1	1.8	PASS
2483.613861	-46.5	48.2	1.8	PASS
2483.851485	-46.5	48.3	1.8	PASS
2484.356436	-46.7	48.4	1.8	PASS
2484.128713	-46.7	48.5	1.8	PASS
2484.445545	-46.7	48.5	1.8	PASS
2483.633663	-46.8	48.6	1.8	PASS
2484.198020	-47.0	48.8	1.8	PASS
2483.881188	-47.0	48.8	1.8	PASS
2483.504950	-47.0	48.8	1.8	PASS
2483.910891	-47.0	48.8	1.8	PASS
2483.603960	-47.0	48.8	1.8	PASS
2484.108911	-47.1	48.8	1.8	PASS
2484.099010	-47.1	48.9	1.8	PASS
2484.297030	-47.1	48.9	1.8	PASS

Band Edge



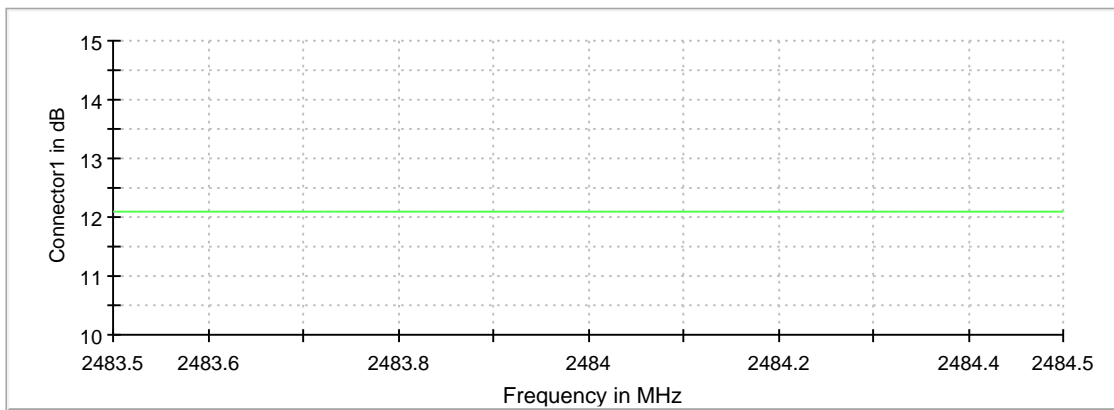
— Limit — Sum Level × Fail

Gain



Connector1

Attenuation



Connector1

Band Edge high(2) (2462 MHz; 30.000 dBm; 8 MHz)

Customized settings.

Result

DUT Frequency (MHz)	Result
2462.000000	PASS

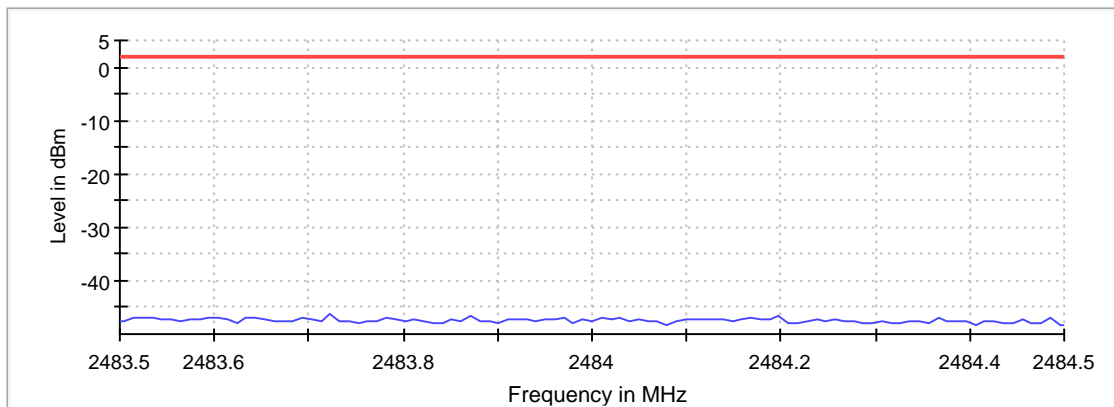
Inband Peak

Frequency (MHz)	Level (dBm)
2483.500000	-47.5

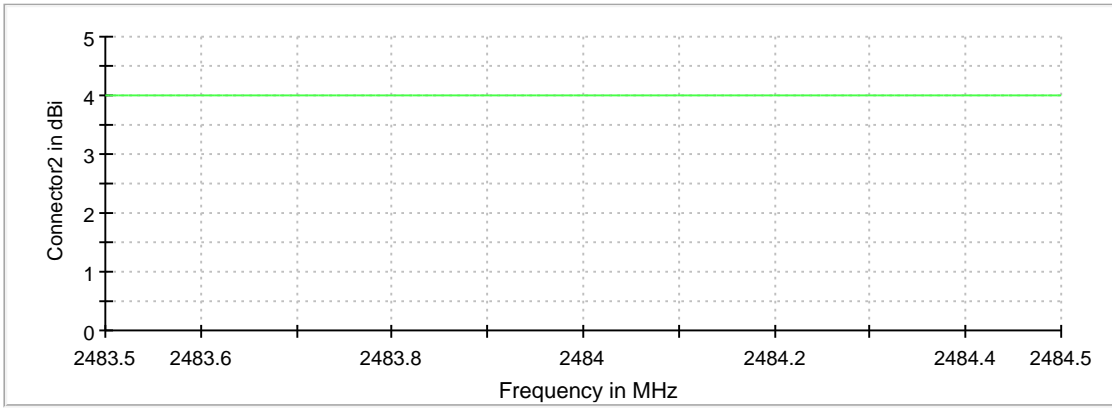
Measurements

Frequency (MHz)	Level (dBm)	Margin (dB)	Limit (dBm)	Result
2483.722772	-46.3	48.1	1.8	PASS
2483.871287	-46.6	48.4	1.8	PASS
2484.198020	-46.6	48.4	1.8	PASS
2484.485149	-46.8	48.5	1.8	PASS
2484.029703	-46.8	48.6	1.8	PASS
2483.970297	-46.8	48.6	1.8	PASS
2483.693069	-46.9	48.6	1.8	PASS
2484.009901	-46.9	48.7	1.8	PASS
2483.633663	-46.9	48.7	1.8	PASS
2484.168317	-46.9	48.7	1.8	PASS
2483.594059	-46.9	48.7	1.8	PASS
2483.643564	-47.0	48.7	1.8	PASS
2484.366337	-47.0	48.7	1.8	PASS
2483.534653	-47.0	48.8	1.8	PASS
2483.514851	-47.0	48.8	1.8	PASS

Band Edge

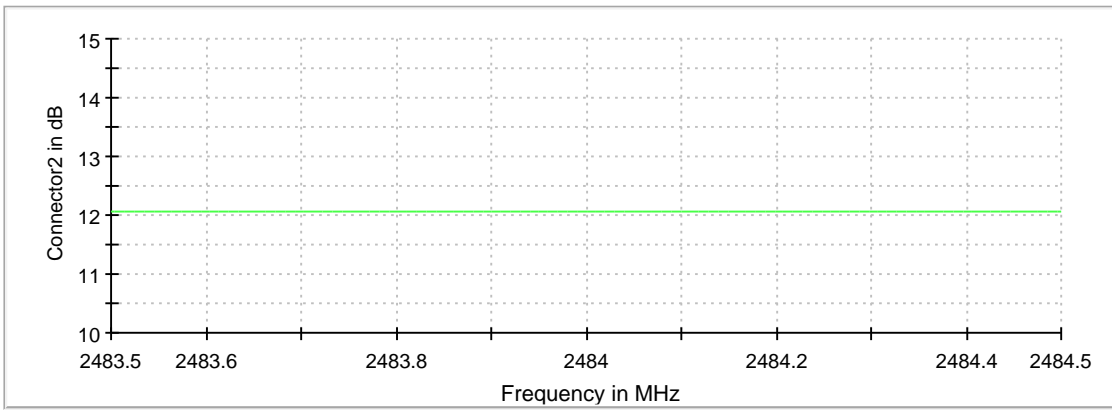


Gain



Connector2

Attenuation



Connector2

Tx Spurious Emission (2462 MHz; 30.000 dBm; 8 MHz)

Customized settings.

Result

DUT Frequency (MHz)	Result
2462.000000	PASS

Final measurements

Frequency (MHz)	Level Pre Measurement (dBm)	level (dBm)	Limit (dBm)	Margin (dB)	Result
---	---	---	---	---	---

Pre Measurements

Frequency (MHz)	Level (dBm)	Margin (dB)	Limit (dBm)
19508.726413	-29.0	30.7	1.8
20298.273162	-29.1	30.9	1.8
24395.920846	-29.2	31.0	1.8
24555.829048	-29.2	31.0	1.8
25915.048768	-29.3	31.1	1.8
19888.508394	-29.4	31.2	1.8
20168.347748	-29.4	31.2	1.8
19848.531343	-29.4	31.2	1.8
26000.000000	-29.4	31.2	1.8
25995.002869	-29.4	31.2	1.8
19548.703464	-29.5	31.3	1.8
19528.714938	-29.6	31.4	1.8
19858.525606	-29.6	31.4	1.8
19908.496919	-29.6	31.4	1.8
25885.065980	-29.6	31.4	1.8

Measurement Settings

Start Frequency (MHz)	Stop Frequency (MHz)	Pre Measurement	Final Measurement
30.000000	2400.000000	1	1
2400.000000	2483.500000	1	1
2483.500000	26000.000000	1	1

Tx Spurious Emission(2) (2462 MHz; 30.000 dBm; 8 MHz)

Customized settings.

Result

DUT Frequency (MHz)	Result
2462.000000	PASS

Final measurements

Frequency (MHz)	Level Pre Measurement (dBm)	level (dBm)	Limit (dBm)	Margin (dB)	Result
---	---	---	---	---	---

Pre Measurements

Frequency (MHz)	Level (dBm)	Margin (dB)	Limit (dBm)
25965.020081	-28.0	29.8	1.8
19908.496919	-28.6	30.4	1.8
19928.485444	-28.7	30.5	1.8
17899.650127	-29.2	31.0	1.8
19528.714938	-29.2	31.0	1.8
16540.430408	-29.3	31.1	1.8
24046.121653	-29.4	31.2	1.8
19878.514131	-29.5	31.3	1.8
19858.525606	-29.6	31.4	1.8
19518.720676	-29.6	31.4	1.8
20268.290374	-29.6	31.4	1.8
16760.304186	-29.7	31.5	1.8
19608.669040	-29.7	31.5	1.8
25825.100404	-29.8	31.5	1.8
19838.537080	-29.8	31.6	1.8

Measurement Settings

Start Frequency (MHz)	Stop Frequency (MHz)	Pre Measurement	Final Measurement
30.000000	2400.000000	1	1
2400.000000	2483.500000	1	1
2483.500000	26000.000000	1	1

Minimum Emission Bandwidth 6 dB (2412 MHz; 30.000 dBm; 10 MHz)

Customized settings.

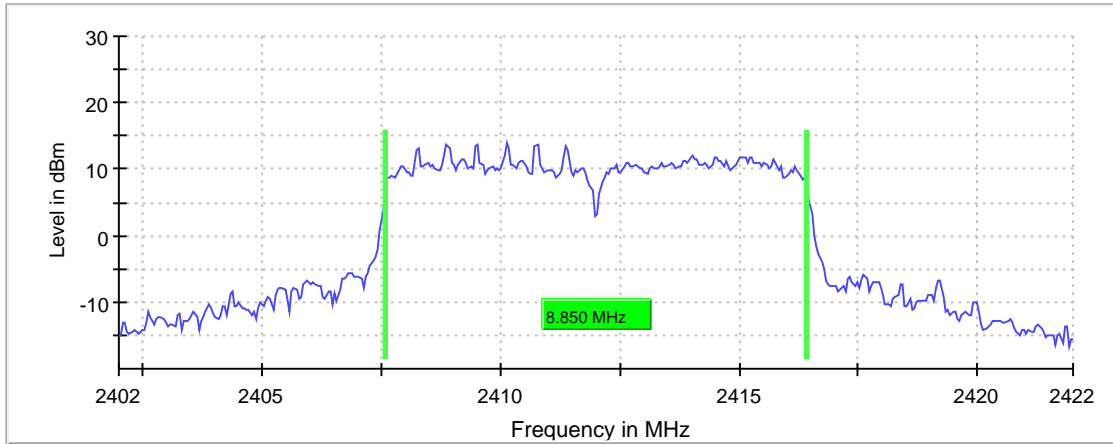
6 dB Bandwidth

DUT Frequency (MHz)	Bandwidth (MHz)	Limit Min (MHz)	Limit Max (MHz)	Band Edge Left (MHz)	Band Edge Right (MHz)
2412.000000	8.850000	0.500000	---	2407.575000	2416.425000

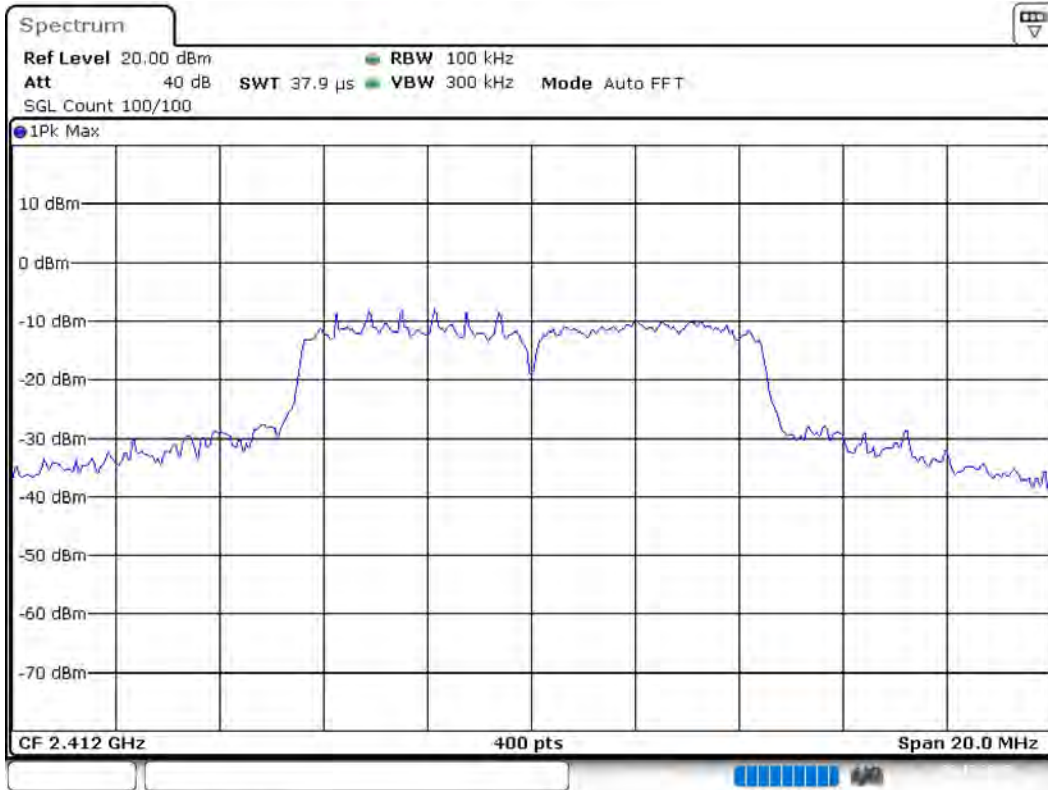
(continuation of the "6 dB Bandwidth" table from column 6 ...)

DUT Frequency (MHz)	Max Level (dBm)	Result
2412.000000	13.9	PASS

6 dB Bandwidth



Bandwidth



Date: 20.DEC.2019 07:16:23

Occupied Channel Bandwidth 99% (2412 MHz; 30.000 dBm; 10 MHz)

Customized settings.

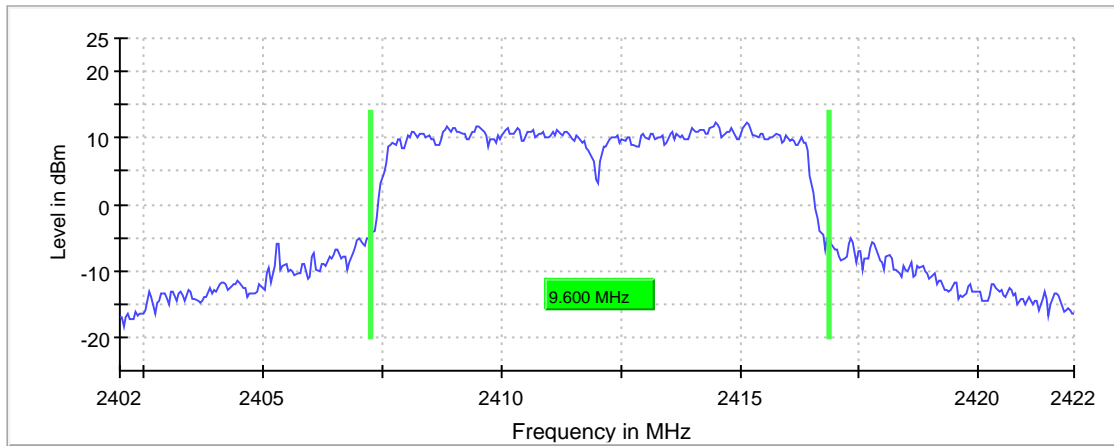
99 % Bandwidth

DUT Frequency (MHz)	Bandwidth (MHz)	Limit Min (MHz)	Limit Max (MHz)	Band Edge Left (MHz)	Band Edge Right (MHz)
2412.000000	9.600000	---	---	2407.275000	2416.875000

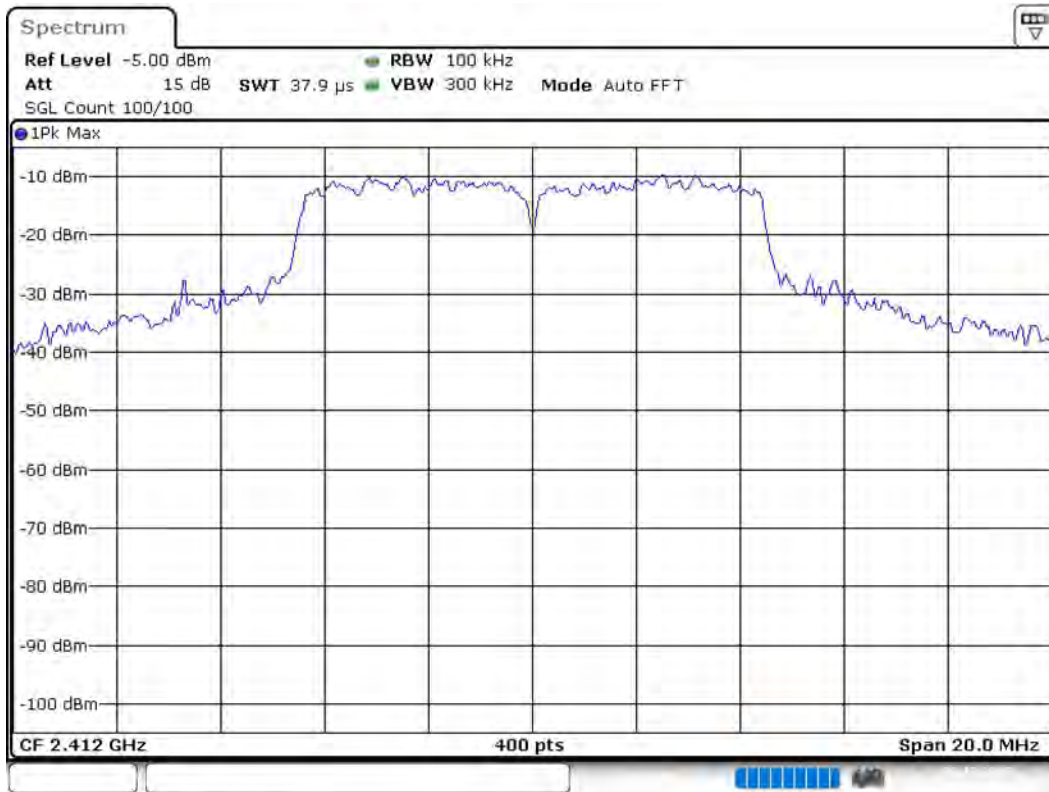
(continuation of the "99 % Bandwidth" table from column 6 ...)

DUT Frequency (MHz)	Result
2412.000000	PASS

99 % Bandwidth



Bandwidth



Date: 20.DEC.2019 07:17:13

Band Edge low (2412 MHz; 30.000 dBm; 10 MHz)

Customized settings.

Result

DUT Frequency (MHz)	Result
2412.000000	PASS

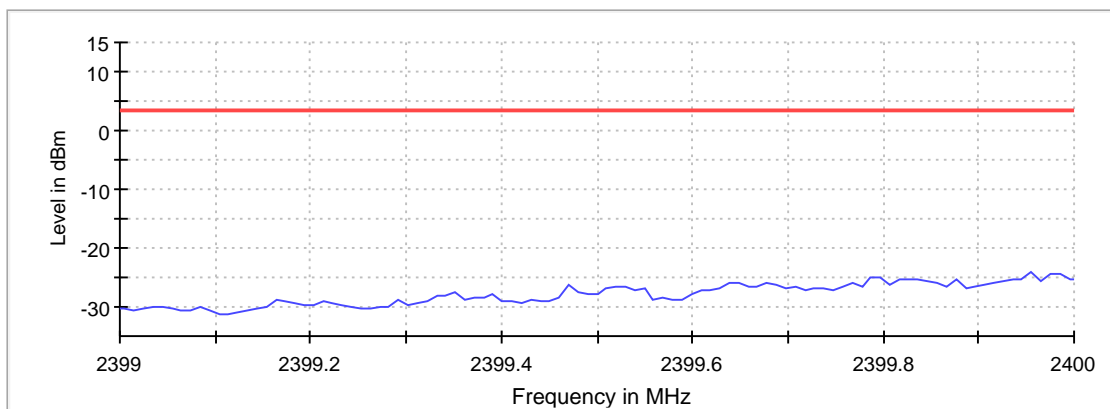
Inband Peak

Frequency (MHz)	Level (dBm)
2400.000000	-25.2

Measurements

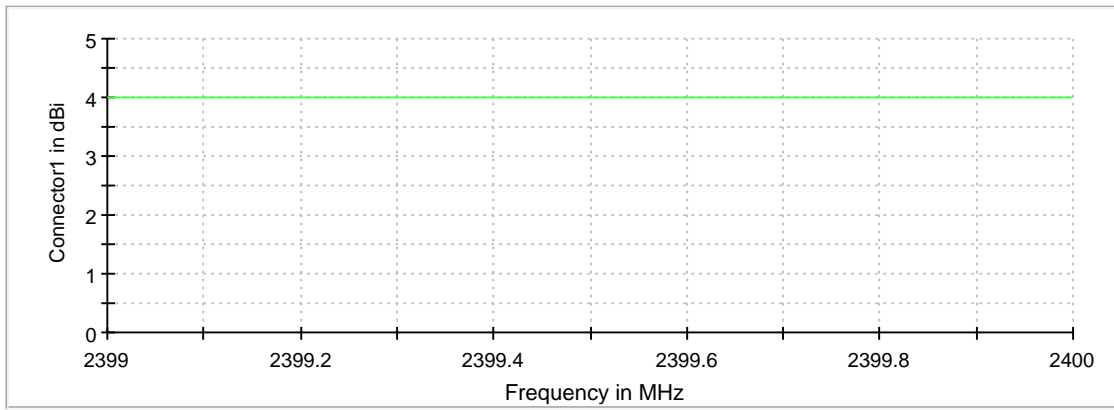
Frequency (MHz)	Level (dBm)	Margin (dB)	Limit (dBm)	Result
2399.955446	-24.1	27.5	3.4	PASS
2399.985149	-24.4	27.8	3.4	PASS
2399.975248	-24.5	27.9	3.4	PASS
2399.797030	-25.1	28.5	3.4	PASS
2399.787129	-25.1	28.5	3.4	PASS
2399.945545	-25.2	28.6	3.4	PASS
2399.995050	-25.2	28.6	3.4	PASS
2399.935644	-25.2	28.6	3.4	PASS
2399.816832	-25.3	28.7	3.4	PASS
2399.836634	-25.4	28.8	3.4	PASS
2399.876238	-25.4	28.8	3.4	PASS
2399.826733	-25.4	28.8	3.4	PASS
2399.925743	-25.6	29.0	3.4	PASS
2399.846535	-25.7	29.1	3.4	PASS
2399.965347	-25.7	29.1	3.4	PASS

Band Edge



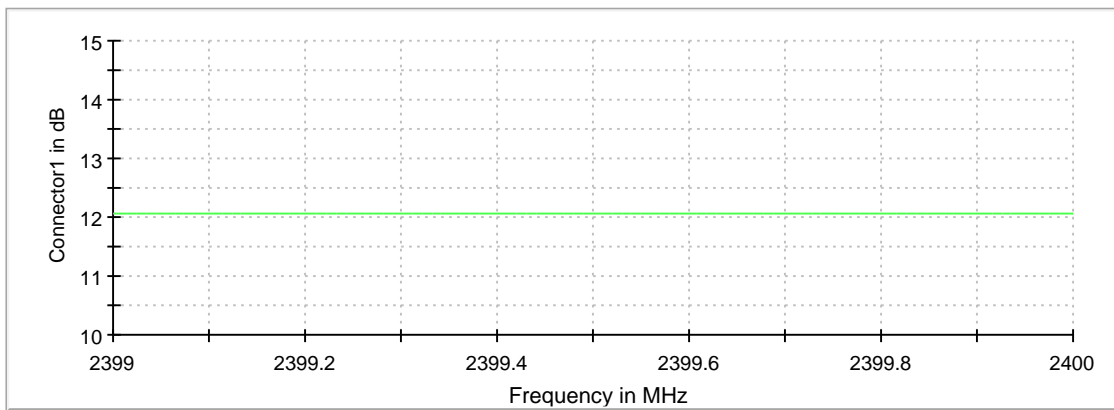
— Limit — Sum Level × Fail

Gain



Connector1

Attenuation



Connector1

Band Edge low(2) (2412 MHz; 30.000 dBm; 10 MHz)

Customized settings.

Result

DUT Frequency (MHz)	Result
2412.000000	PASS

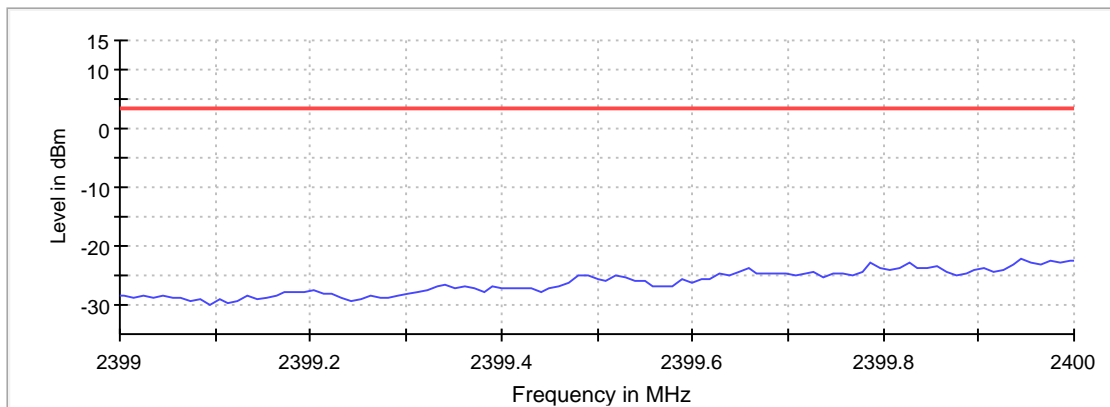
Inband Peak

Frequency (MHz)	Level (dBm)
2400.000000	-22.5

Measurements

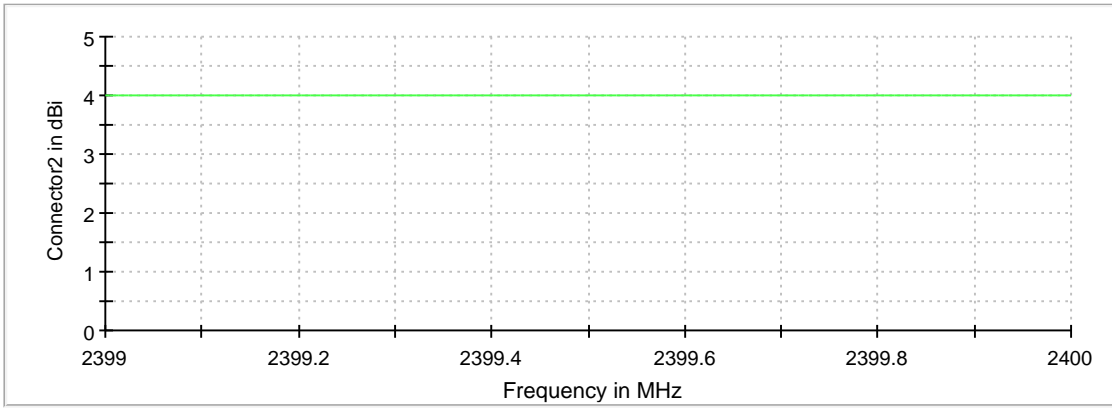
Frequency (MHz)	Level (dBm)	Margin (dB)	Limit (dBm)	Result
2399.945545	-22.2	25.6	3.4	PASS
2399.975248	-22.5	25.9	3.4	PASS
2399.995050	-22.5	25.9	3.4	PASS
2399.955446	-22.8	26.2	3.4	PASS
2399.787129	-22.8	26.2	3.4	PASS
2399.985149	-22.9	26.3	3.4	PASS
2399.826733	-22.9	26.3	3.4	PASS
2399.935644	-23.0	26.4	3.4	PASS
2399.965347	-23.1	26.5	3.4	PASS
2399.856436	-23.5	26.9	3.4	PASS
2399.836634	-23.7	27.1	3.4	PASS
2399.797030	-23.7	27.1	3.4	PASS
2399.816832	-23.9	27.2	3.4	PASS
2399.658416	-23.9	27.3	3.4	PASS
2399.846535	-23.9	27.3	3.4	PASS

Band Edge



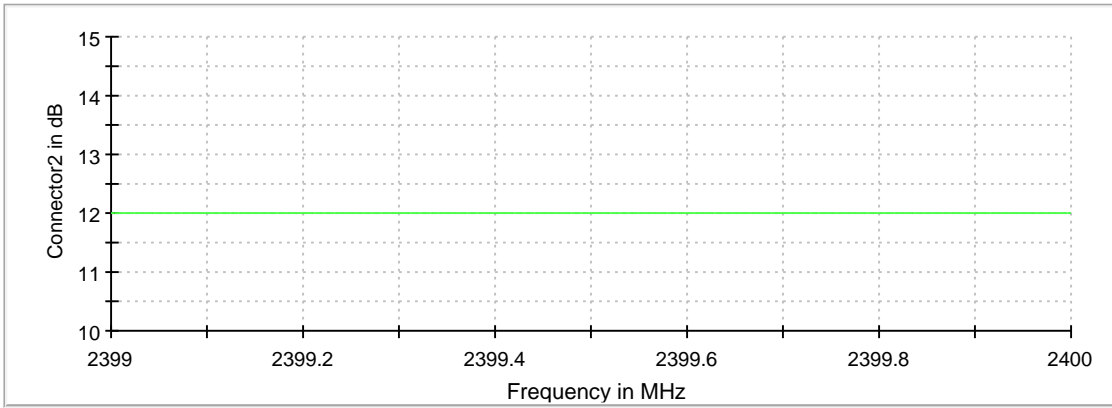
— Limit — Sum Level × Fail

Gain



Connector2

Attenuation



Connector2

Tx Spurious Emission (2412 MHz; 30.000 dBm; 10 MHz)

Customized settings.

Result

DUT Frequency (MHz)	Result
2412.000000	PASS

Final measurements

Frequency (MHz)	Level Pre Measurement (dBm)	level (dBm)	Limit (dBm)	Margin (dB)	Result
---	---	---	---	---	---

Pre Measurements

Frequency (MHz)	Level (dBm)	Margin (dB)	Limit (dBm)
2395.021008	-19.4	22.8	3.4
20208.324798	-28.7	32.1	3.4
17859.673077	-28.7	32.1	3.4
19558.697726	-29.2	32.5	3.4
19908.496919	-29.2	32.6	3.4
15910.791861	-29.4	32.8	3.4
24755.714301	-29.5	32.9	3.4
19868.519868	-29.5	32.9	3.4
15930.780387	-29.5	32.9	3.4
17879.661602	-29.6	33.0	3.4
18259.443583	-29.7	33.1	3.4
25885.065980	-29.7	33.1	3.4
17909.644390	-29.7	33.1	3.4
19548.703464	-29.7	33.1	3.4
24226.018381	-29.8	33.1	3.4

Measurement Settings

Start Frequency (MHz)	Stop Frequency (MHz)	Pre Measurement	Final Measurement
30.000000	2400.000000	1	1
2400.000000	2483.500000	1	1
2483.500000	26000.000000	1	1

Tx Spurious Emission(2) (2412 MHz; 30.000 dBm; 10 MHz)

Customized settings.

Result

DUT Frequency (MHz)	Result
2412.000000	PASS

Final measurements

Frequency (MHz)	Level Pre Measurement (dBm)	level (dBm)	Limit (dBm)	Margin (dB)	Result
---	---	---	---	---	---

Pre Measurements

Frequency (MHz)	Level (dBm)	Margin (dB)	Limit (dBm)
2395.021008	-15.7	19.1	3.4
25895.060242	-29.0	32.4	3.4
19898.502656	-29.0	32.4	3.4
17859.673077	-29.0	32.4	3.4
15920.786124	-29.2	32.6	3.4
23206.603591	-29.2	32.6	3.4
19888.508394	-29.2	32.6	3.4
15850.826286	-29.3	32.7	3.4
20198.330535	-29.4	32.8	3.4
19608.669040	-29.5	32.9	3.4
24605.800361	-29.5	32.9	3.4
25955.025818	-29.6	33.0	3.4
15810.849235	-29.7	33.1	3.4
19918.491181	-29.8	33.2	3.4
25975.014343	-29.8	33.2	3.4

Measurement Settings

Start Frequency (MHz)	Stop Frequency (MHz)	Pre Measurement	Final Measurement
30.000000	2400.000000	1	1
2400.000000	2483.500000	1	1
2483.500000	26000.000000	1	1

Minimum Emission Bandwidth 6 dB (2437 MHz; 30.000 dBm; 10 MHz)

Customized settings.

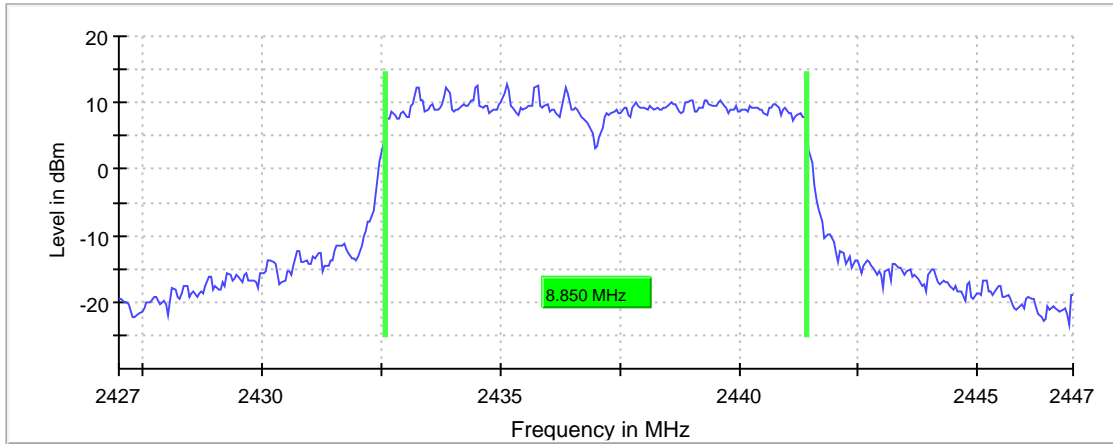
6 dB Bandwidth

DUT Frequency (MHz)	Bandwidth (MHz)	Limit Min (MHz)	Limit Max (MHz)	Band Edge Left (MHz)	Band Edge Right (MHz)
2437.000000	8.850000	0.500000	---	2432.575000	2441.425000

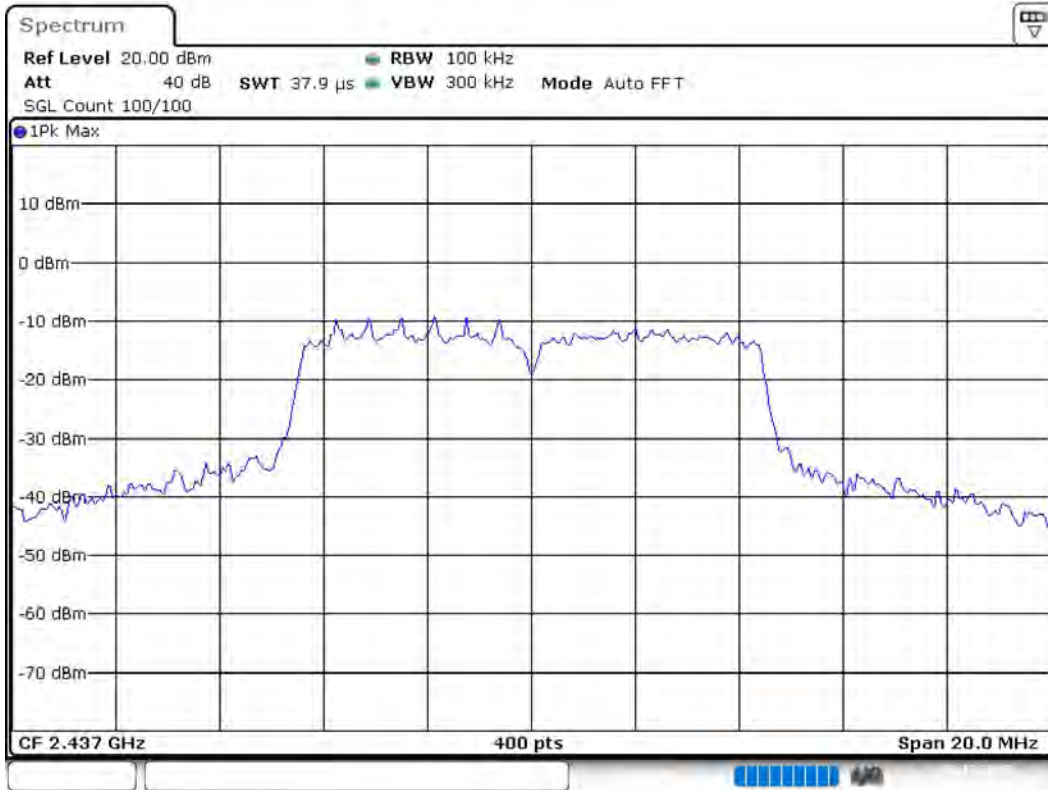
(continuation of the "6 dB Bandwidth" table from column 6 ...)

DUT Frequency (MHz)	Max Level (dBm)	Result
2437.000000	12.8	PASS

6 dB Bandwidth



Bandwidth



Date: 20.DEC.2019 07:20:19

Occupied Channel Bandwidth 99% (2437 MHz; 30.000 dBm; 10 MHz)

Customized settings.

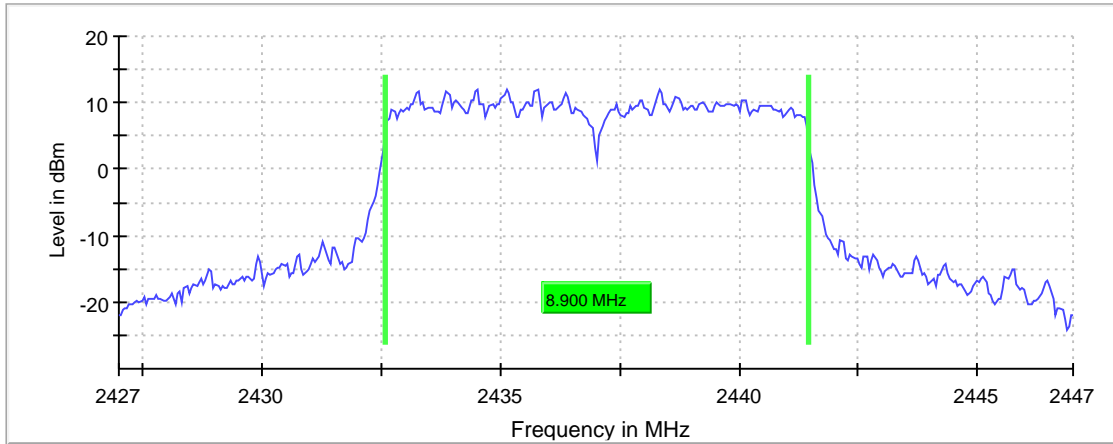
99 % Bandwidth

DUT Frequency (MHz)	Bandwidth (MHz)	Limit Min (MHz)	Limit Max (MHz)	Band Edge Left (MHz)	Band Edge Right (MHz)
2437.000000	8.900000	---	---	2432.575000	2441.475000

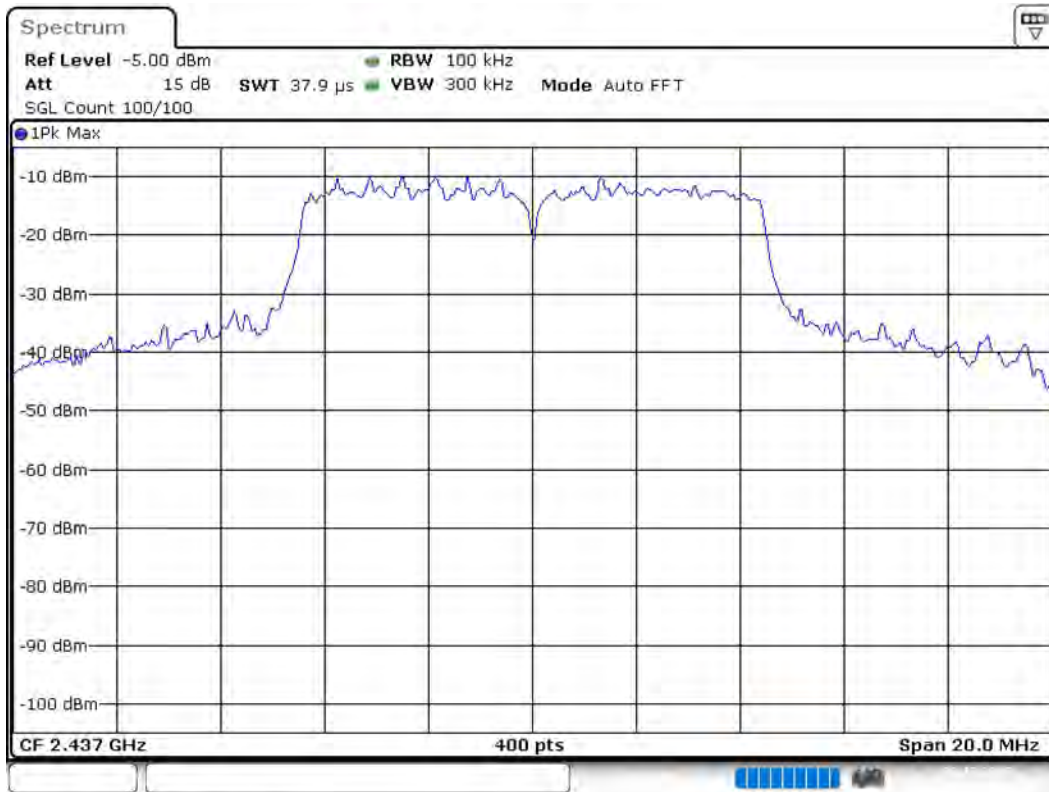
(continuation of the "99 % Bandwidth" table from column 6 ...)

DUT Frequency (MHz)	Result
2437.000000	PASS

99 % Bandwidth



Bandwidth



Date: 20. DEC. 2019 07:21:09

Tx Spurious Emission (2437 MHz; 30.000 dBm; 10 MHz)

Customized settings.

Result

DUT Frequency (MHz)	Result
2437.000000	PASS

Final measurements

Frequency (MHz)	Level Pre Measurement (dBm)	level (dBm)	Limit (dBm)	Margin (dB)	Result
---	---	---	---	---	---

Pre Measurements

Frequency (MHz)	Level (dBm)	Margin (dB)	Limit (dBm)
19908.496919	-28.3	30.4	2.1
17879.661602	-28.5	30.6	2.1
25195.461857	-28.9	31.0	2.1
15870.814811	-29.0	31.1	2.1
20168.347748	-29.1	31.2	2.1
15910.791861	-29.2	31.3	2.1
20188.336273	-29.4	31.5	2.1
17839.684552	-29.4	31.5	2.1
15800.854972	-29.4	31.5	2.1
24645.777412	-29.6	31.7	2.1
15820.843498	-29.6	31.7	2.1
18249.449320	-29.6	31.7	2.1
17599.822248	-29.7	31.8	2.1
15880.809074	-29.8	31.9	2.1
16830.264025	-29.8	31.9	2.1

Measurement Settings

Start Frequency (MHz)	Stop Frequency (MHz)	Pre Measurement	Final Measurement
30.000000	2400.000000	1	1
2400.000000	2483.500000	1	1
2483.500000	26000.000000	1	1

Tx Spurious Emission(2) (2437 MHz; 30.000 dBm; 10 MHz)

Customized settings.

Result

DUT Frequency (MHz)	Result
2437.000000	PASS

Final measurements

Frequency (MHz)	Level Pre Measurement (dBm)	level (dBm)	Limit (dBm)	Margin (dB)	Result
---	---	---	---	---	---

Pre Measurements

Frequency (MHz)	Level (dBm)	Margin (dB)	Limit (dBm)
17859.673077	-28.5	30.5	2.1
16510.447620	-29.2	31.2	2.1
17889.655865	-29.4	31.5	2.1
16860.246813	-29.5	31.5	2.1
19528.714938	-29.5	31.6	2.1
16180.636953	-29.5	31.6	2.1
19898.502656	-29.5	31.6	2.1
17879.661602	-29.5	31.6	2.1
20228.313323	-29.6	31.7	2.1
20108.382172	-29.7	31.8	2.1
20218.319061	-29.8	31.9	2.1
24695.748725	-29.8	31.9	2.1
19868.519868	-29.8	31.9	2.1
25965.020081	-29.9	31.9	2.1
24575.817573	-29.9	32.0	2.1

Measurement Settings

Start Frequency (MHz)	Stop Frequency (MHz)	Pre Measurement	Final Measurement
30.000000	2400.000000	1	1
2400.000000	2483.500000	1	1
2483.500000	26000.000000	1	1

Minimum Emission Bandwidth 6 dB (2462 MHz; 30.000 dBm; 10 MHz)

Customized settings.

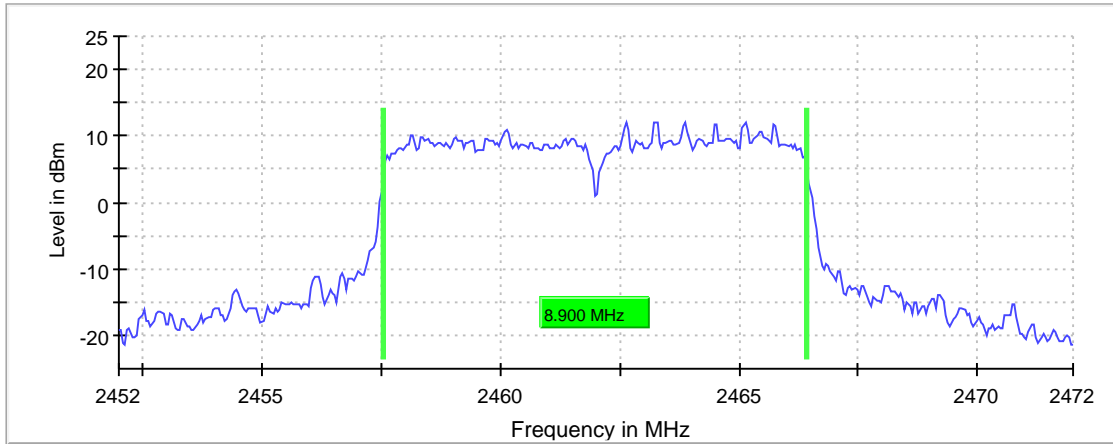
6 dB Bandwidth

DUT Frequency (MHz)	Bandwidth (MHz)	Limit Min (MHz)	Limit Max (MHz)	Band Edge Left (MHz)	Band Edge Right (MHz)
2462.000000	8.900000	0.500000	---	2457.525000	2466.425000

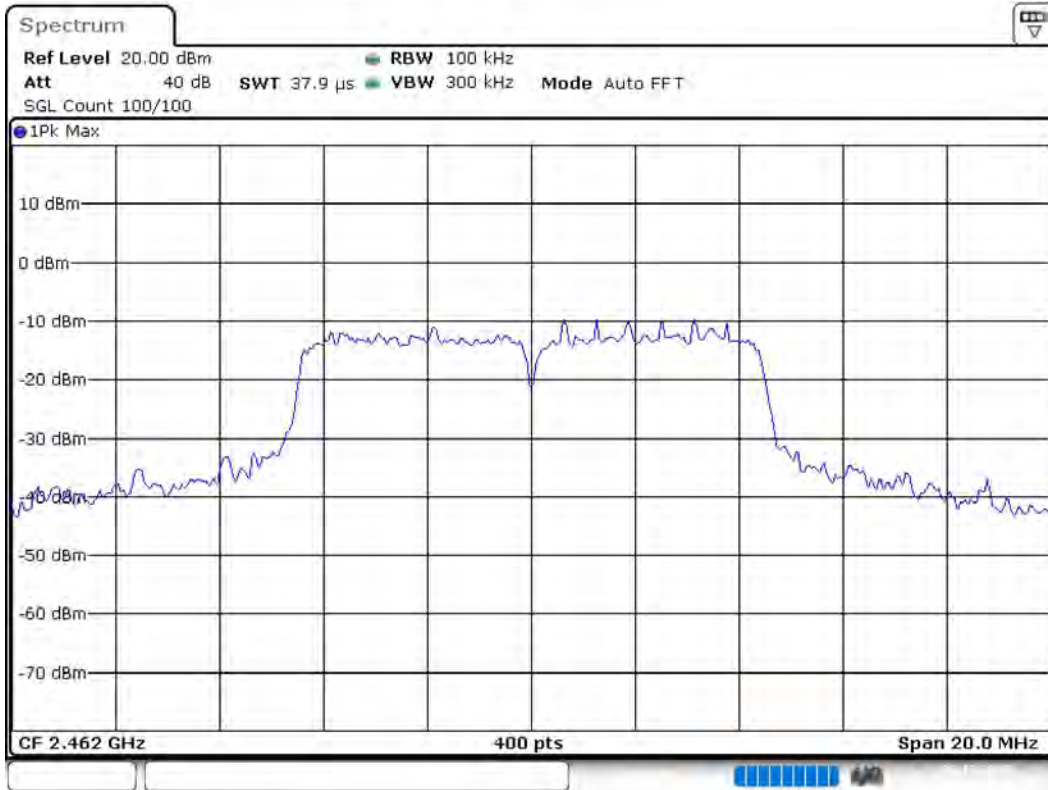
(continuation of the "6 dB Bandwidth" table from column 6 ...)

DUT Frequency (MHz)	Max Level (dBm)	Result
2462.000000	12.1	PASS

6 dB Bandwidth



Bandwidth



Date: 20.DEC.2019 07:24:35

Occupied Channel Bandwidth 99% (2462 MHz; 30.000 dBm; 10 MHz)

Customized settings.

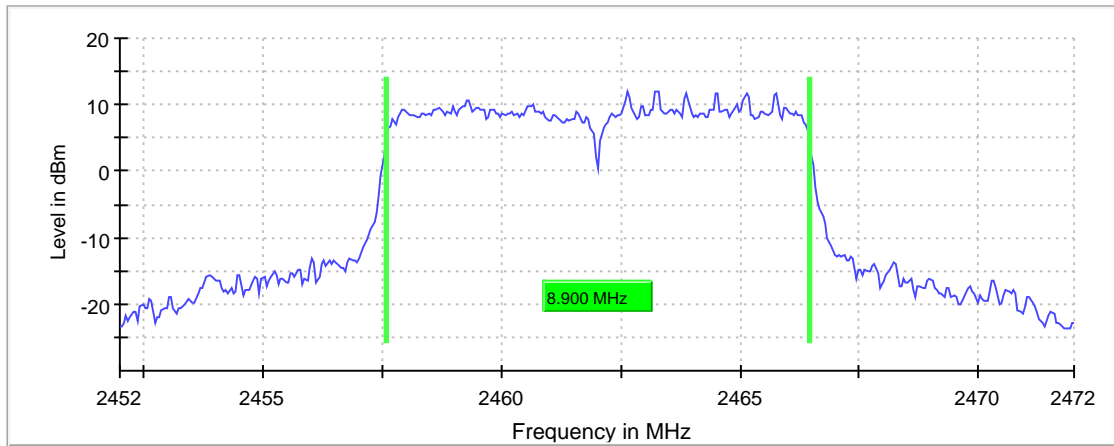
99 % Bandwidth

DUT Frequency (MHz)	Bandwidth (MHz)	Limit Min (MHz)	Limit Max (MHz)	Band Edge Left (MHz)	Band Edge Right (MHz)
2462.000000	8.900000	---	---	2457.575000	2466.475000

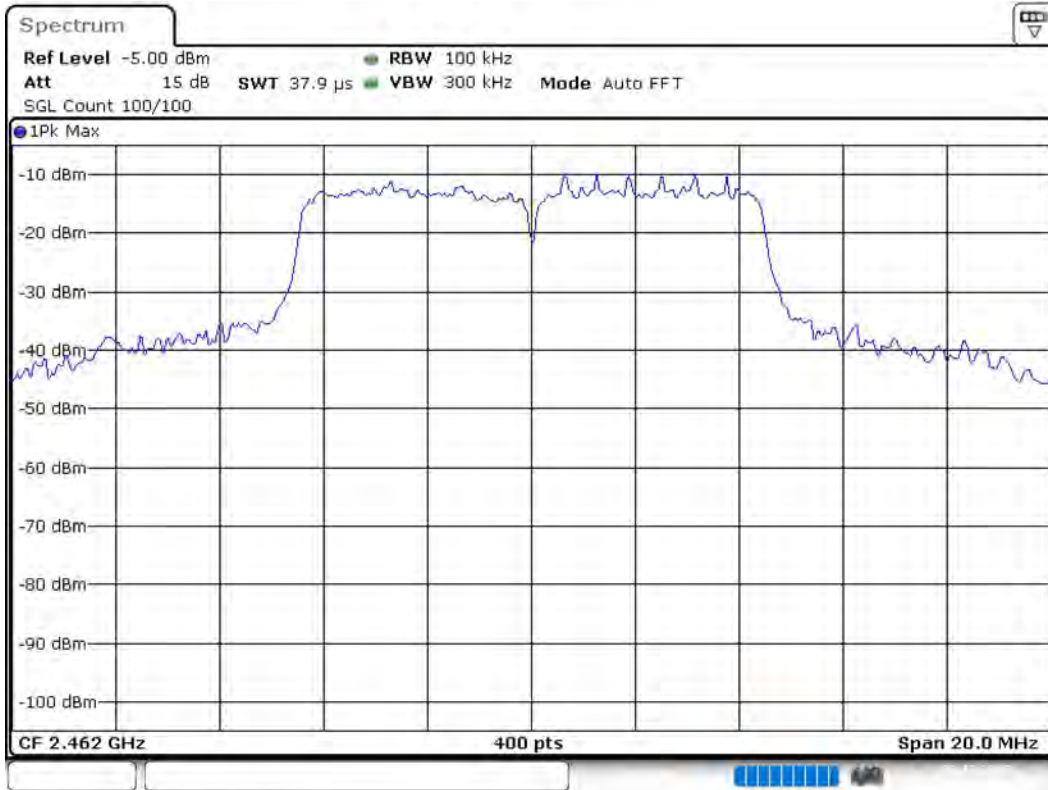
(continuation of the "99 % Bandwidth" table from column 6 ...)

DUT Frequency (MHz)	Result
2462.000000	PASS

99 % Bandwidth



Bandwidth



Date: 20. DEC. 2019 07:25:25

Band Edge high (2462 MHz; 30.000 dBm; 10 MHz)

Customized settings.

Result

DUT Frequency (MHz)	Result
2462.000000	PASS

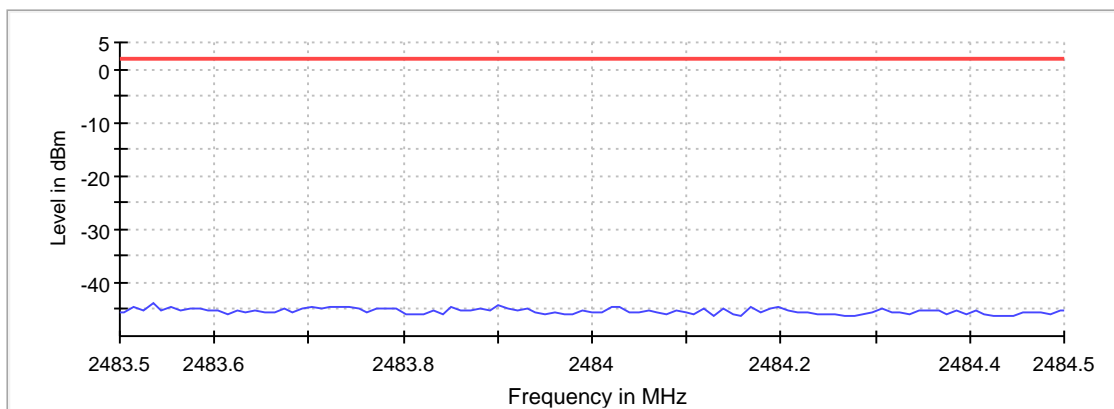
Inband Peak

Frequency (MHz)	Level (dBm)
2483.500000	-45.7

Measurements

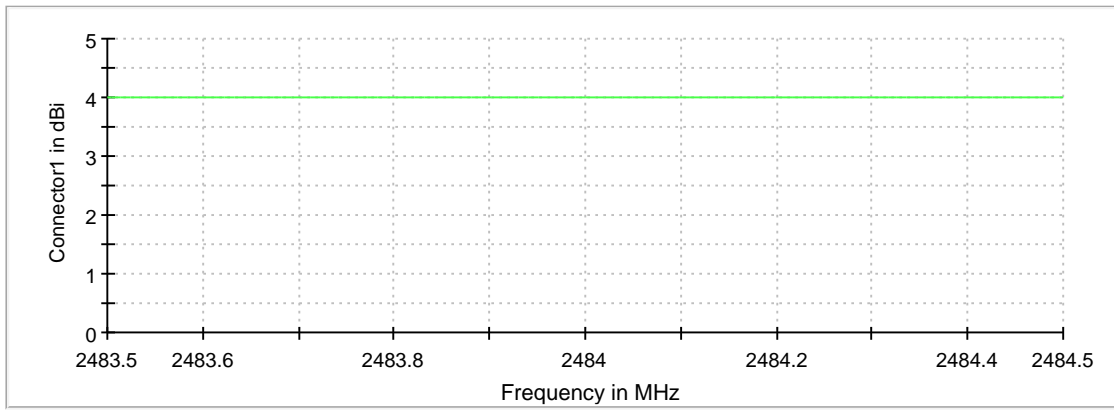
Frequency (MHz)	Level (dBm)	Margin (dB)	Limit (dBm)	Result
2483.534653	-43.7	45.7	2.0	PASS
2483.900990	-44.3	46.3	2.0	PASS
2484.029703	-44.3	46.4	2.0	PASS
2483.722772	-44.4	46.4	2.0	PASS
2483.732673	-44.4	46.4	2.0	PASS
2484.198020	-44.4	46.5	2.0	PASS
2483.702970	-44.5	46.5	2.0	PASS
2484.019802	-44.5	46.6	2.0	PASS
2483.514851	-44.6	46.6	2.0	PASS
2483.554455	-44.6	46.6	2.0	PASS
2483.851485	-44.6	46.6	2.0	PASS
2483.742574	-44.7	46.7	2.0	PASS
2484.168317	-44.7	46.7	2.0	PASS
2483.782178	-44.7	46.7	2.0	PASS
2483.881188	-44.7	46.7	2.0	PASS

Band Edge



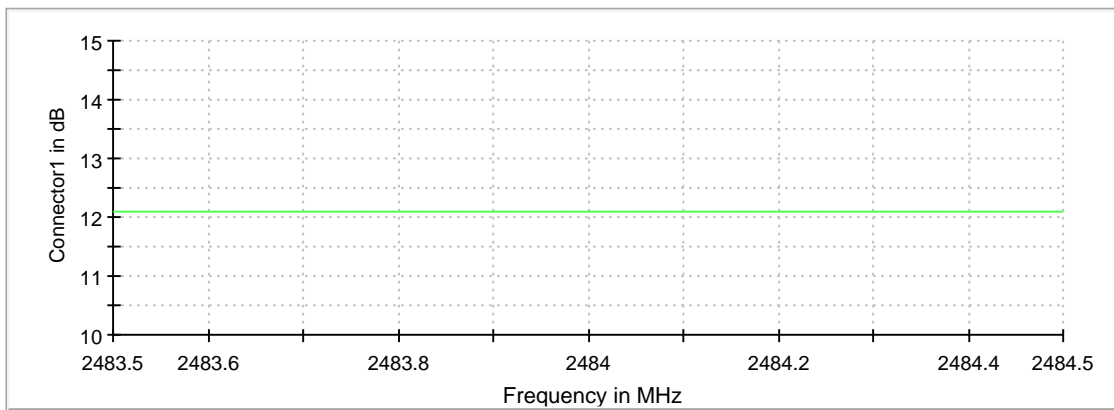
— Limit — Sum Level × Fail

Gain



Connector1

Attenuation



Connector1

Band Edge high(2) (2462 MHz; 30.000 dBm; 10 MHz)

Customized settings.

Result

DUT Frequency (MHz)	Result
2462.000000	PASS

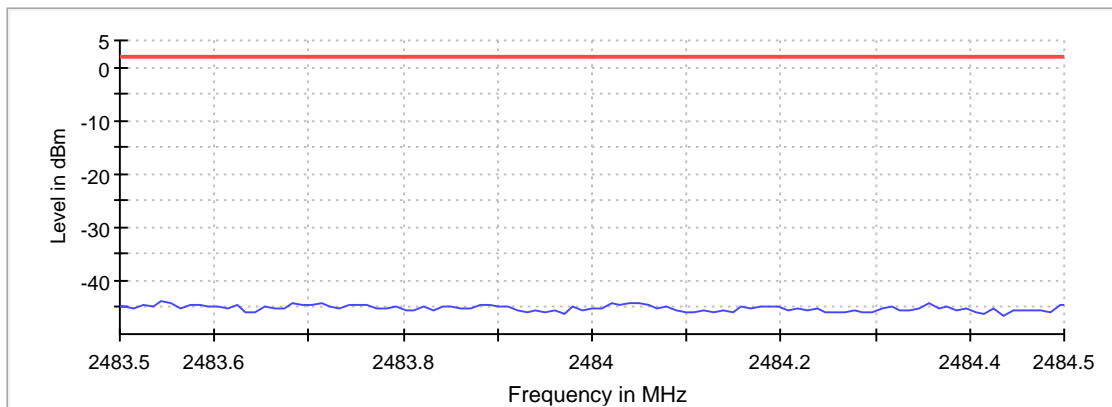
Inband Peak

Frequency (MHz)	Level (dBm)
2483.500000	-44.8

Measurements

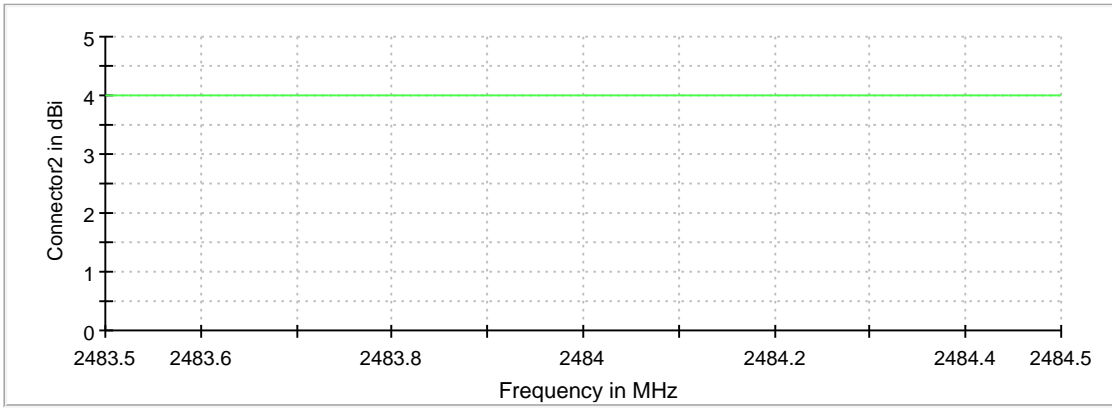
Frequency (MHz)	Level (dBm)	Margin (dB)	Limit (dBm)	Result
2483.544554	-43.9	45.9	2.0	PASS
2484.356436	-44.0	46.0	2.0	PASS
2484.039604	-44.0	46.0	2.0	PASS
2483.683168	-44.1	46.1	2.0	PASS
2483.554455	-44.1	46.2	2.0	PASS
2484.019802	-44.1	46.2	2.0	PASS
2483.712871	-44.3	46.3	2.0	PASS
2484.049505	-44.3	46.3	2.0	PASS
2484.500000	-44.4	46.4	2.0	PASS
2484.495050	-44.4	46.4	2.0	PASS
2483.623762	-44.4	46.4	2.0	PASS
2483.693069	-44.4	46.4	2.0	PASS
2483.524752	-44.4	46.4	2.0	PASS
2483.584158	-44.5	46.5	2.0	PASS
2484.029703	-44.5	46.5	2.0	PASS

Band Edge



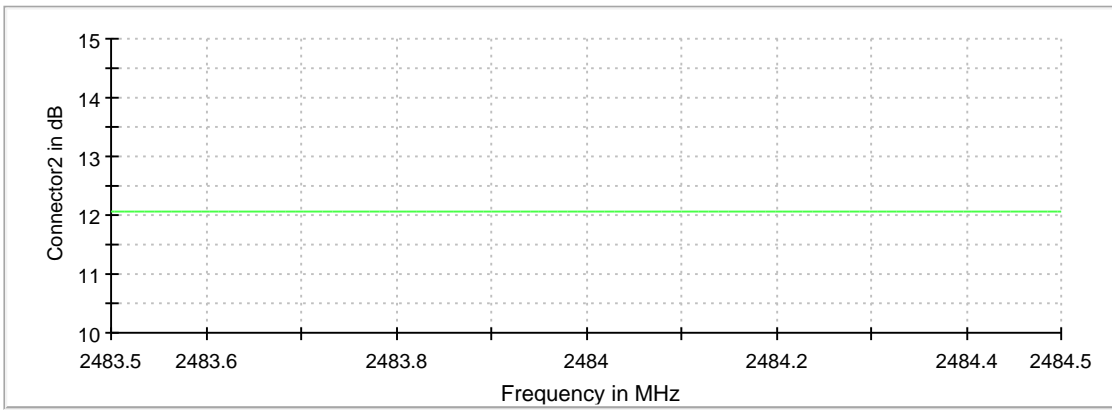
— Limit — Sum Level × Fail

Gain



Connector2

Attenuation



Connector2

Tx Spurious Emission (2462 MHz; 30.000 dBm; 10 MHz)

Customized settings.

Result

DUT Frequency (MHz)	Result
2462.000000	PASS

Final measurements

Frequency (MHz)	Level Pre Measurement (dBm)	level (dBm)	Limit (dBm)	Margin (dB)	Result
---	---	---	---	---	---

Pre Measurements

Frequency (MHz)	Level (dBm)	Margin (dB)	Limit (dBm)
19508.726413	-28.9	30.9	2.0
25915.048768	-29.1	31.1	2.0
24575.817573	-29.1	31.2	2.0
20078.399384	-29.4	31.5	2.0
19528.714938	-29.4	31.5	2.0
25265.421696	-29.5	31.5	2.0
19578.686252	-29.5	31.6	2.0
18239.455057	-29.6	31.6	2.0
25855.083192	-29.6	31.7	2.0
19908.496919	-29.7	31.7	2.0
19868.519868	-29.7	31.7	2.0
19598.674777	-29.8	31.8	2.0
18159.500956	-30.0	32.0	2.0
19878.514131	-30.0	32.0	2.0
24695.748725	-30.0	32.0	2.0

Measurement Settings

Start Frequency (MHz)	Stop Frequency (MHz)	Pre Measurement	Final Measurement
30.000000	2400.000000	1	1
2400.000000	2483.500000	1	1
2483.500000	26000.000000	1	1

Tx Spurious Emission(2) (2462 MHz; 30.000 dBm; 10 MHz)

Customized settings.

Result

DUT Frequency (MHz)	Result
2462.000000	PASS

Final measurements

Frequency (MHz)	Level Pre Measurement (dBm)	level (dBm)	Limit (dBm)	Margin (dB)	Result
---	---	---	---	---	---

Pre Measurements

Frequency (MHz)	Level (dBm)	Margin (dB)	Limit (dBm)
19858.525606	-28.4	30.4	2.0
24485.869210	-28.5	30.6	2.0
20188.336273	-28.7	30.7	2.0
18219.466532	-29.1	31.1	2.0
20218.319061	-29.2	31.2	2.0
19918.491181	-29.2	31.2	2.0
24635.783149	-29.4	31.4	2.0
25965.020081	-29.4	31.5	2.0
24515.851997	-29.5	31.5	2.0
19898.502656	-29.5	31.6	2.0
15860.820548	-29.6	31.6	2.0
20208.324798	-29.7	31.7	2.0
24595.806099	-29.7	31.7	2.0
24605.800361	-29.7	31.8	2.0
24645.777412	-29.8	31.8	2.0

Measurement Settings

Start Frequency (MHz)	Stop Frequency (MHz)	Pre Measurement	Final Measurement
30.000000	2400.000000	1	1
2400.000000	2483.500000	1	1
2483.500000	26000.000000	1	1

Minimum Emission Bandwidth 6 dB (2412 MHz; 30.000 dBm; 20 MHz)

Customized settings.

6 dB Bandwidth

DUT Frequency (MHz)	Bandwidth (MHz)	Limit Min (MHz)	Limit Max (MHz)	Band Edge Left (MHz)	Band Edge Right (MHz)
2412.000000	17.700000	0.500000	---	2403.175000	2420.875000

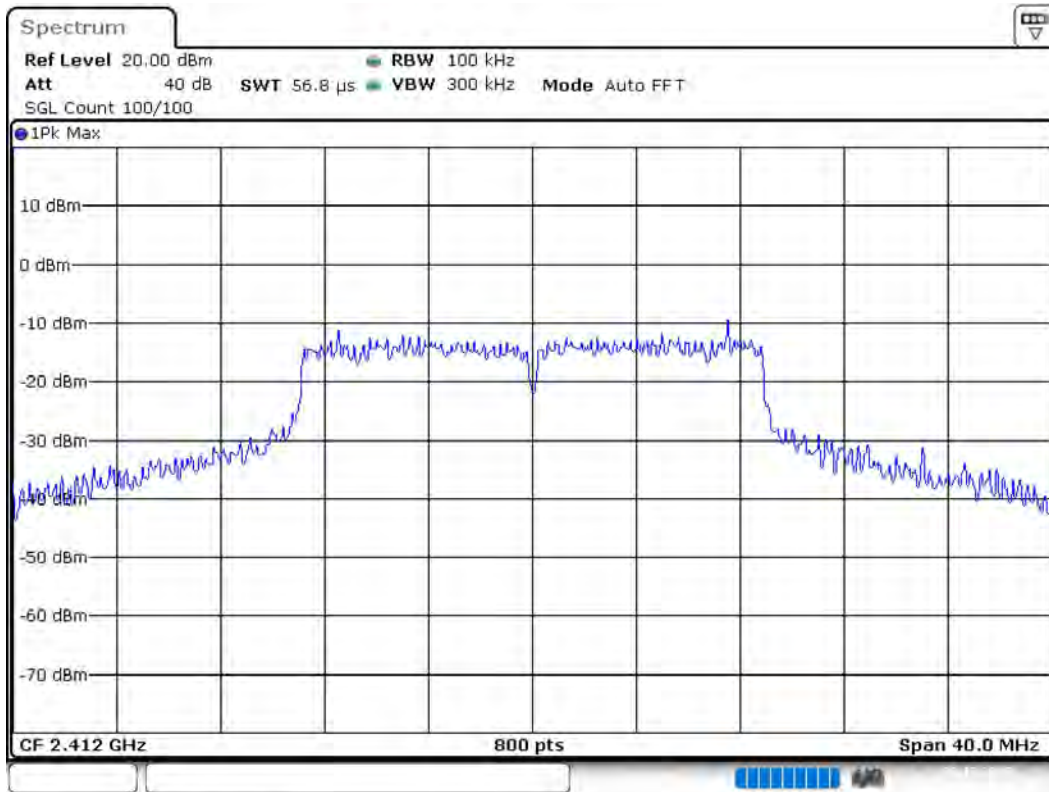
(continuation of the "6 dB Bandwidth" table from column 6 ...)

DUT Frequency (MHz)	Max Level (dBm)	Result
2412.000000	12.5	PASS

6 dB Bandwidth



Bandwidth



Date: 20.DEC.2019 15:40:53

Occupied Channel Bandwidth 99% (2412 MHz; 30.000 dBm; 20 MHz)

Customized settings.

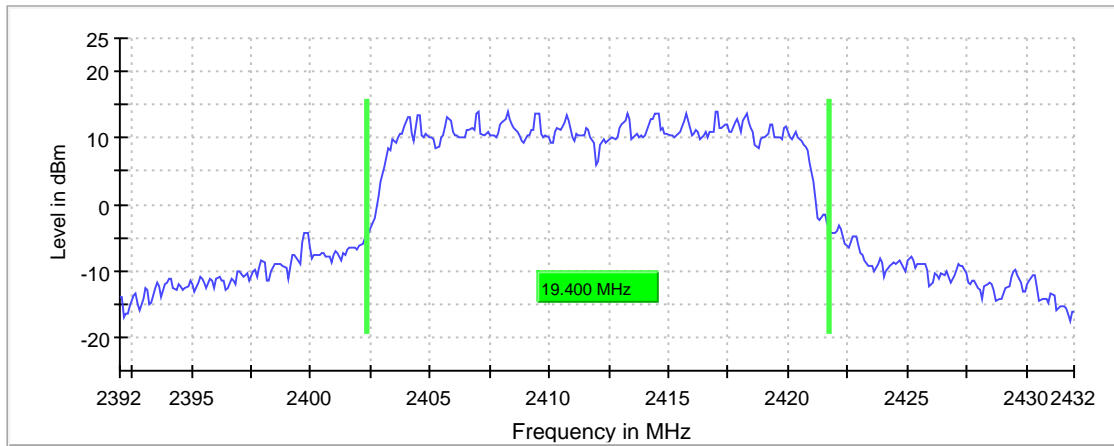
99 % Bandwidth

DUT Frequency (MHz)	Bandwidth (MHz)	Limit Min (MHz)	Limit Max (MHz)	Band Edge Left (MHz)	Band Edge Right (MHz)
2412.000000	19.400000	---	---	2402.350000	2421.750000

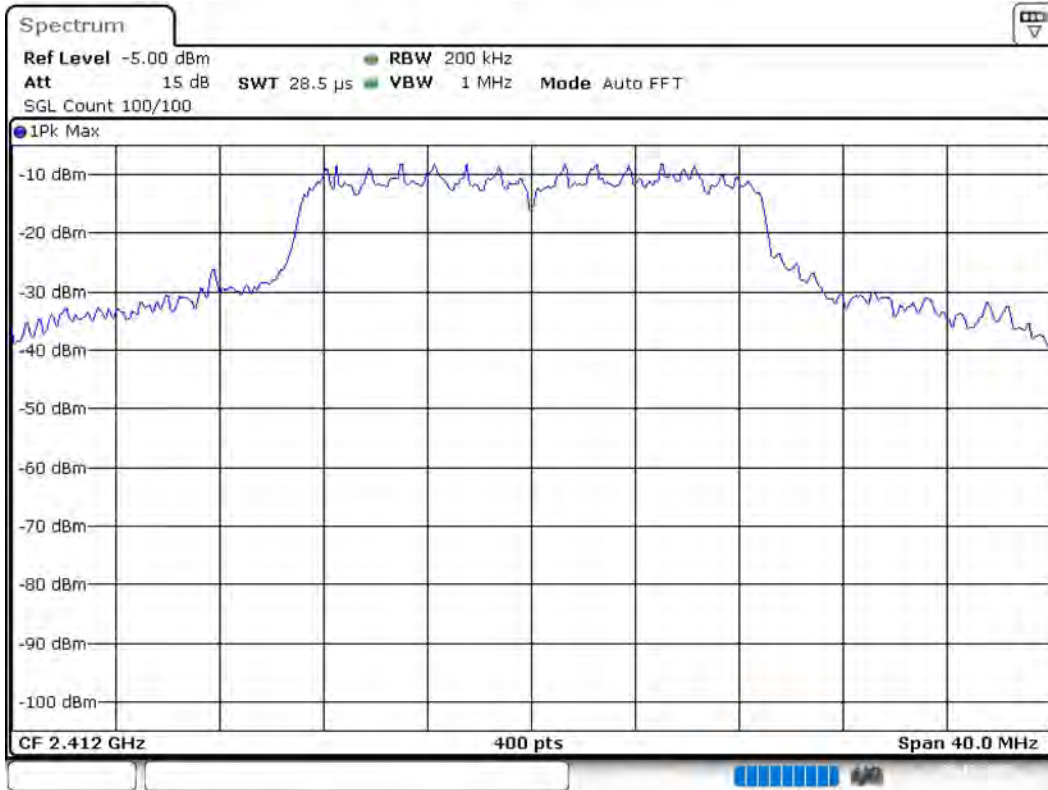
(continuation of the "99 % Bandwidth" table from column 6 ...)

DUT Frequency (MHz)	Result
2412.000000	PASS

99 % Bandwidth



Bandwidth



Date: 20.DEC.2019 15:41:59

Band Edge low (2412 MHz; 30.000 dBm; 20 MHz)

Customized settings.

Result

DUT Frequency (MHz)	Result
2412.000000	PASS

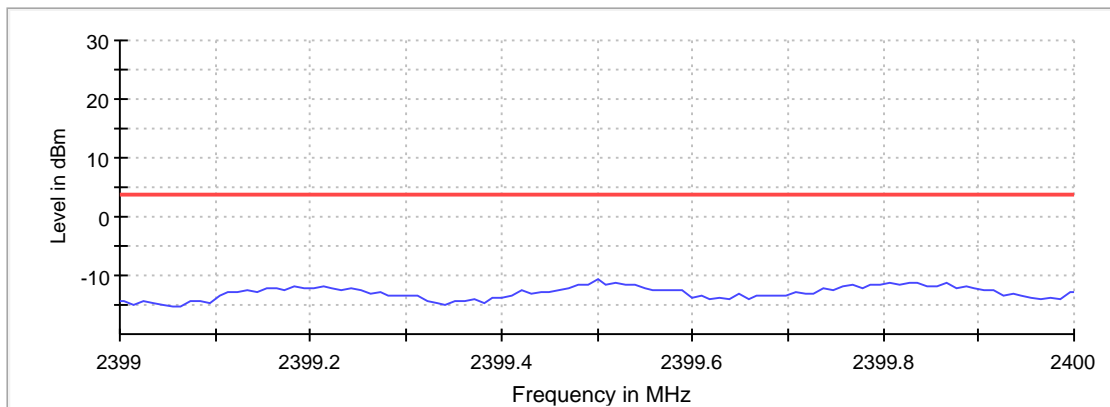
Inband Peak

Frequency (MHz)	Level (dBm)
2400.000000	-12.9

Measurements

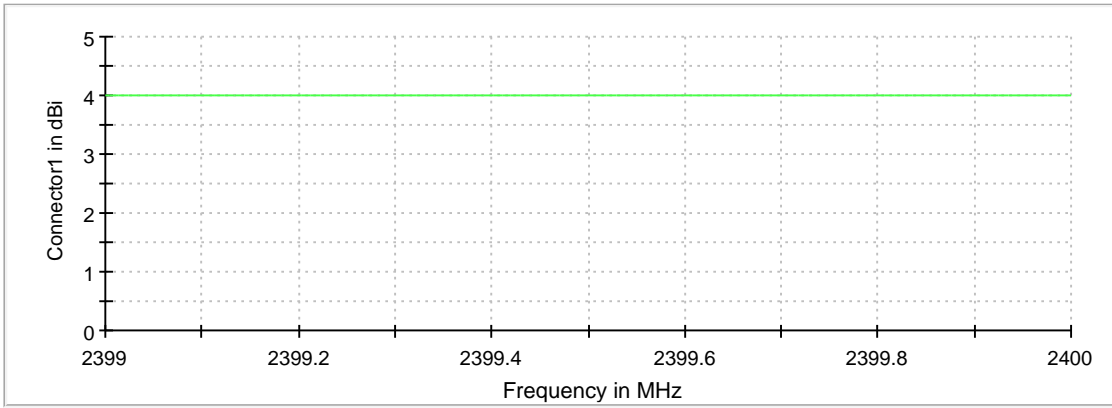
Frequency (MHz)	Level (dBm)	Margin (dB)	Limit (dBm)	Result
2399.500000	-10.7	14.4	3.7	PASS
2399.826733	-11.2	14.9	3.7	PASS
2399.519802	-11.3	15.0	3.7	PASS
2399.806931	-11.3	15.0	3.7	PASS
2399.866337	-11.4	15.0	3.7	PASS
2399.836634	-11.4	15.1	3.7	PASS
2399.767327	-11.4	15.1	3.7	PASS
2399.509901	-11.4	15.1	3.7	PASS
2399.490099	-11.4	15.1	3.7	PASS
2399.816832	-11.5	15.1	3.7	PASS
2399.539604	-11.5	15.1	3.7	PASS
2399.797030	-11.5	15.2	3.7	PASS
2399.480198	-11.5	15.2	3.7	PASS
2399.529703	-11.6	15.2	3.7	PASS
2399.787129	-11.7	15.3	3.7	PASS

Band Edge



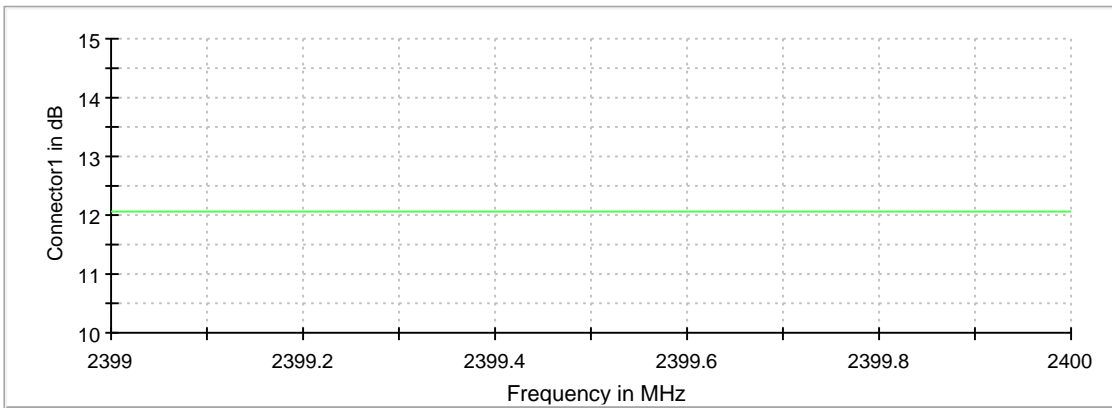
— Limit — Sum Level × Fail

Gain



Connector1

Attenuation



Connector1

Band Edge low(2) (2412 MHz; 30.000 dBm; 20 MHz)

Customized settings.

Result

DUT Frequency (MHz)	Result
2412.000000	PASS

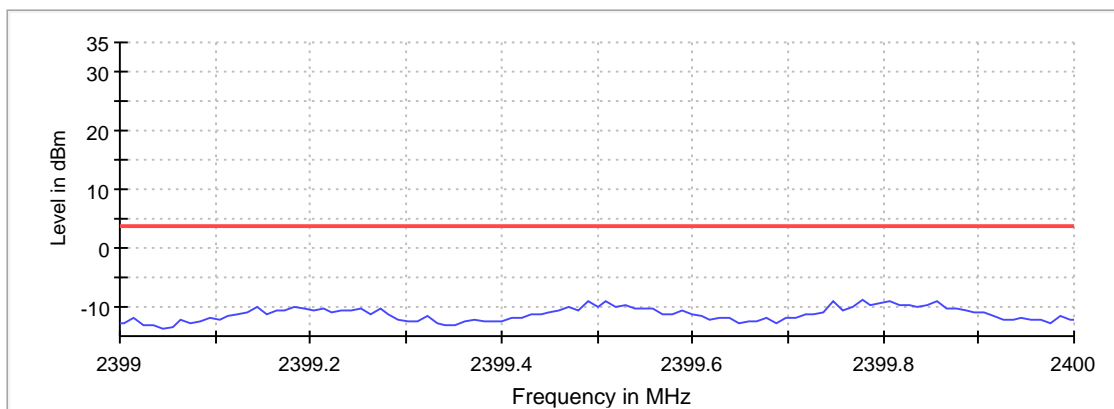
Inband Peak

Frequency (MHz)	Level (dBm)
2400.000000	-12.3

Measurements

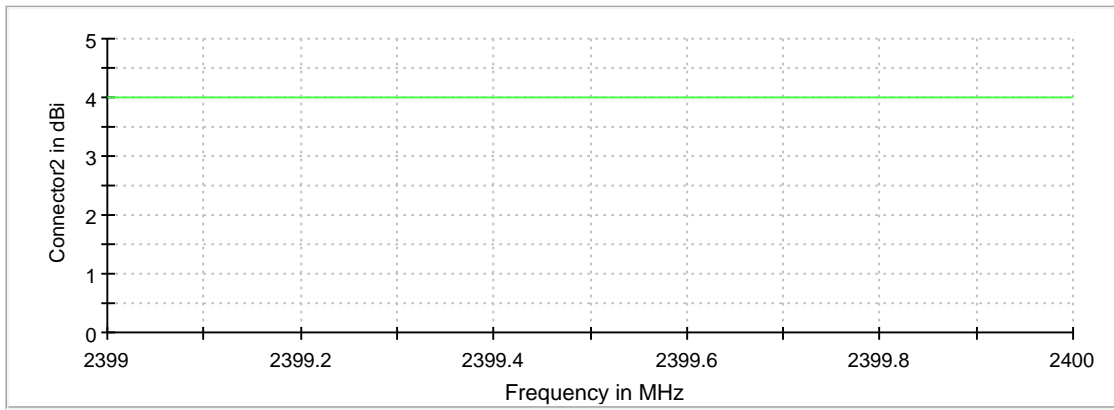
Frequency (MHz)	Level (dBm)	Margin (dB)	Limit (dBm)	Result
2399.777228	-8.7	12.4	3.7	PASS
2399.747525	-8.9	12.6	3.7	PASS
2399.509901	-9.1	12.8	3.7	PASS
2399.490099	-9.1	12.8	3.7	PASS
2399.806931	-9.2	12.8	3.7	PASS
2399.856436	-9.2	12.8	3.7	PASS
2399.797030	-9.4	13.1	3.7	PASS
2399.529703	-9.7	13.3	3.7	PASS
2399.816832	-9.7	13.3	3.7	PASS
2399.787129	-9.7	13.4	3.7	PASS
2399.826733	-9.7	13.4	3.7	PASS
2399.846535	-9.7	13.4	3.7	PASS
2399.470297	-9.9	13.6	3.7	PASS
2399.183168	-9.9	13.6	3.7	PASS
2399.519802	-10.0	13.7	3.7	PASS

Band Edge



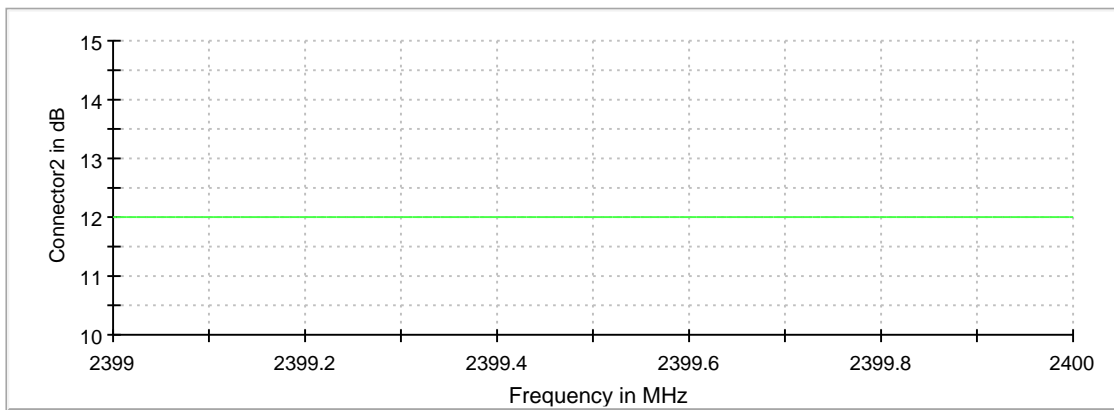
— Limit — Sum Level × Fail

Gain



Connector2

Attenuation



Connector2

Tx Spurious Emission (2412 MHz; 30.000 dBm; 20 MHz)

Customized settings.

Result

DUT Frequency (MHz)	Result
2412.000000	PASS

Final measurements

Frequency (MHz)	Level Pre Measurement (dBm)	level (dBm)	Limit (dBm)	Margin (dB)	Result
---	---	---	---	---	---

Pre Measurements

Frequency (MHz)	Level (dBm)	Margin (dB)	Limit (dBm)
2395.021008	-8.5	12.2	3.7
2385.063025	-19.0	22.6	3.7
19888.508394	-28.5	32.2	3.7
17859.673077	-29.0	32.7	3.7
25875.071717	-29.1	32.8	3.7
19538.709201	-29.2	32.8	3.7
15471.044305	-29.2	32.9	3.7
16550.424671	-29.3	33.0	3.7
19628.657565	-29.4	33.0	3.7
24595.806099	-29.4	33.1	3.7
25965.020081	-29.5	33.1	3.7
18229.460795	-29.5	33.2	3.7
25985.008606	-29.7	33.3	3.7
18209.472269	-29.7	33.4	3.7
19498.732150	-29.9	33.6	3.7

Measurement Settings

Start Frequency (MHz)	Stop Frequency (MHz)	Pre Measurement	Final Measurement
30.000000	2400.000000	1	1
2400.000000	2483.500000	1	1
2483.500000	26000.000000	1	1

Tx Spurious Emission(2) (2412 MHz; 30.000 dBm; 20 MHz)

Customized settings.

Result

DUT Frequency (MHz)	Result
2412.000000	PASS

Final measurements

Frequency (MHz)	Level Pre Measurement (dBm)	level (dBm)	Limit (dBm)	Margin (dB)	Result
---	---	---	---	---	---

Pre Measurements

Frequency (MHz)	Level (dBm)	Margin (dB)	Limit (dBm)
2395.021008	-4.7	8.4	3.7
2385.063025	-16.8	20.4	3.7
20198.330535	-27.8	31.5	3.7
19898.502656	-28.4	32.1	3.7
19878.514131	-29.2	32.9	3.7
2375.105042	-29.4	33.1	3.7
25975.014343	-29.4	33.1	3.7
23606.374097	-29.4	33.1	3.7
23896.207714	-29.5	33.1	3.7
15910.791861	-29.5	33.2	3.7
25865.077454	-29.5	33.2	3.7
15900.797599	-29.6	33.2	3.7
19848.531343	-29.6	33.3	3.7
25815.106141	-29.7	33.3	3.7
18879.087867	-29.7	33.4	3.7

Measurement Settings

Start Frequency (MHz)	Stop Frequency (MHz)	Pre Measurement	Final Measurement
30.000000	2400.000000	1	1
2400.000000	2483.500000	1	1
2483.500000	26000.000000	1	1

Minimum Emission Bandwidth 6 dB (2437 MHz; 30.000 dBm; 20 MHz)

Customized settings.

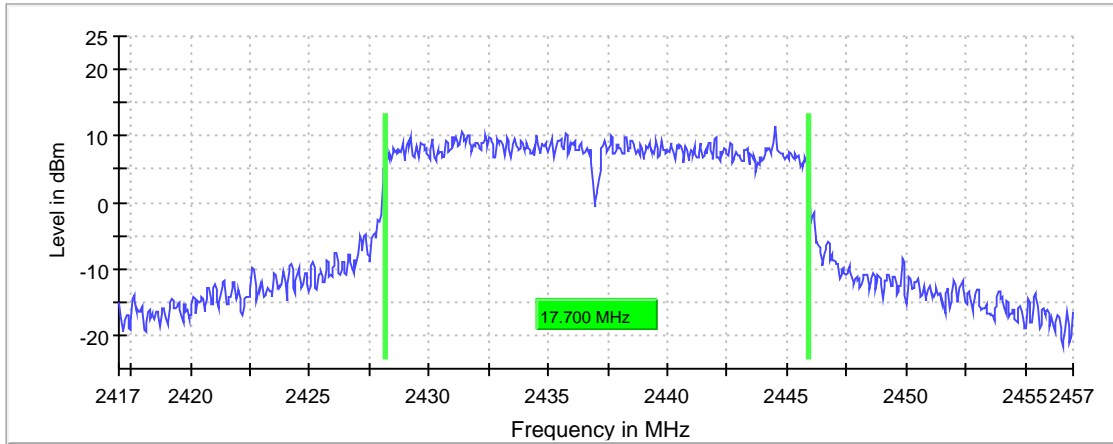
6 dB Bandwidth

DUT Frequency (MHz)	Bandwidth (MHz)	Limit Min (MHz)	Limit Max (MHz)	Band Edge Left (MHz)	Band Edge Right (MHz)
2437.000000	17.700000	0.500000	---	2428.175000	2445.875000

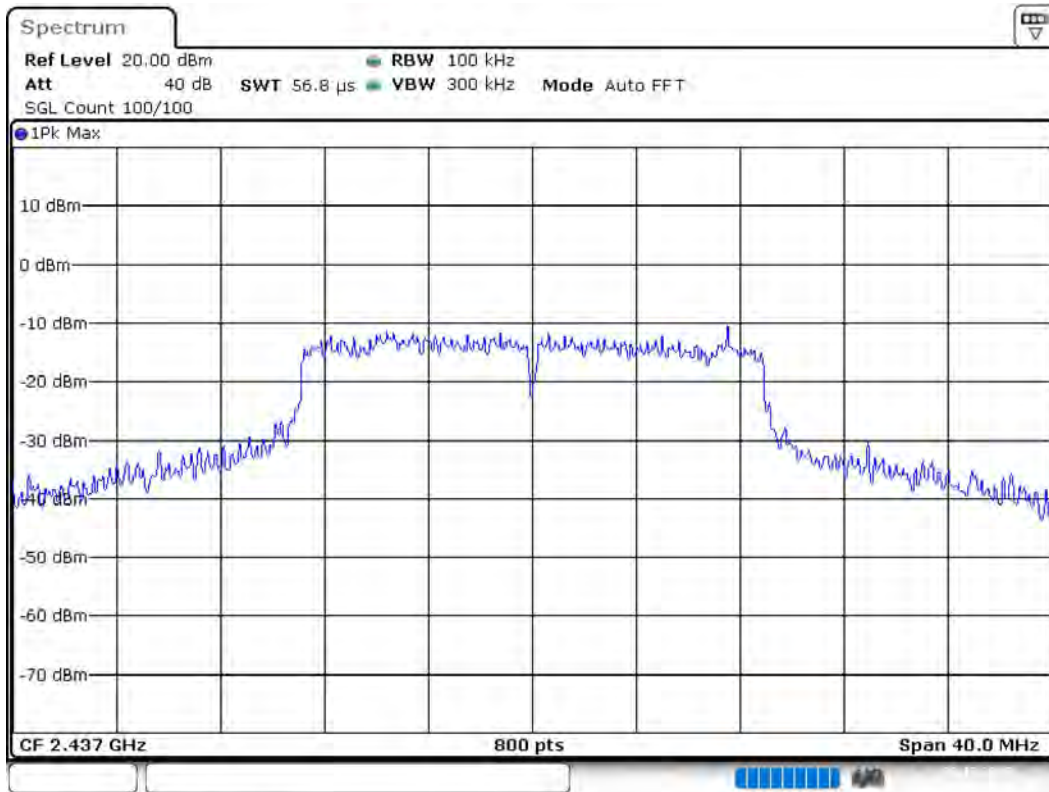
(continuation of the "6 dB Bandwidth" table from column 6 ...)

DUT Frequency (MHz)	Max Level (dBm)	Result
2437.000000	11.5	PASS

6 dB Bandwidth



Bandwidth



Date: 20.DEC.2019 15:48:36

Occupied Channel Bandwidth 99% (2437 MHz; 30.000 dBm; 20 MHz)

Customized settings.

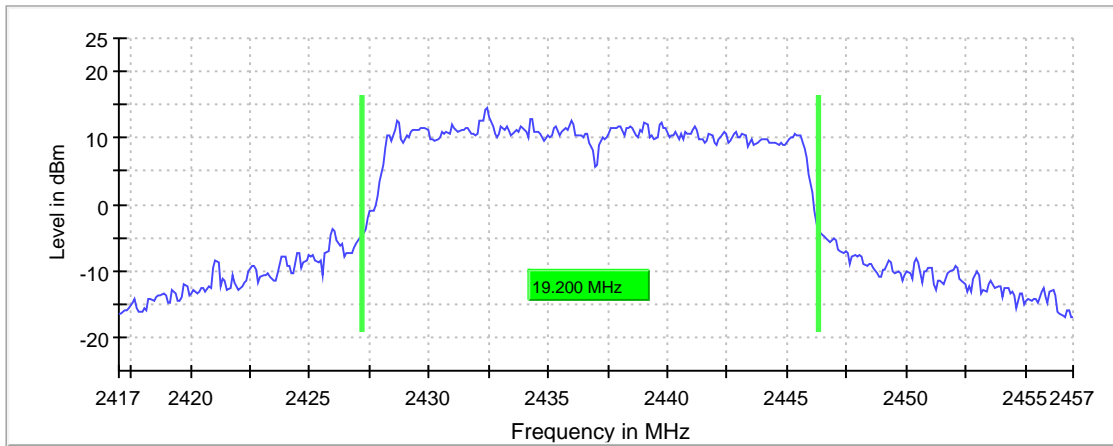
99 % Bandwidth

DUT Frequency (MHz)	Bandwidth (MHz)	Limit Min (MHz)	Limit Max (MHz)	Band Edge Left (MHz)	Band Edge Right (MHz)
2437.000000	19.200000	---	---	2427.150000	2446.350000

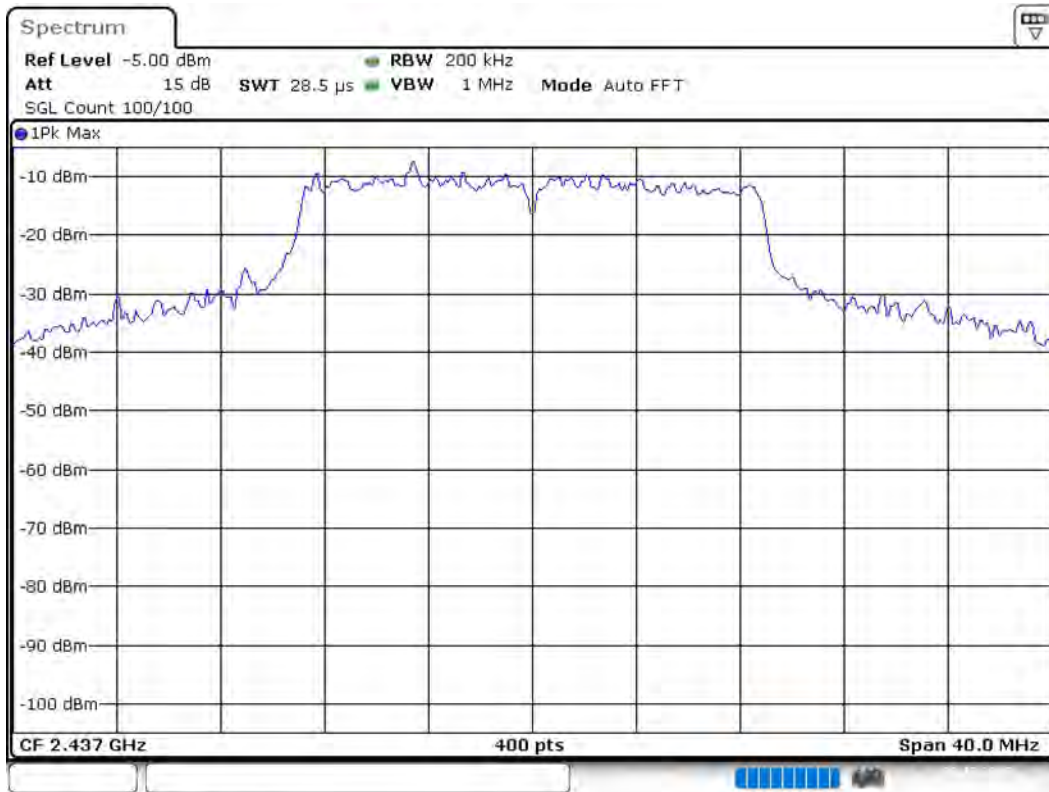
(continuation of the "99 % Bandwidth" table from column 6 ...)

DUT Frequency (MHz)	Result
2437.000000	PASS

99 % Bandwidth



Bandwidth



Date: 20. DEC, 2019 15:49:44

Tx Spurious Emission (2437 MHz; 30.000 dBm; 20 MHz)

Customized settings.

Result

DUT Frequency (MHz)	Result
2437.000000	PASS

Final measurements

Frequency (MHz)	Level Pre Measurement (dBm)	level (dBm)	Limit (dBm)	Margin (dB)	Result
---	---	---	---	---	---

Pre Measurements

Frequency (MHz)	Level (dBm)	Margin (dB)	Limit (dBm)
19868.519868	-28.0	32.0	4.0
24635.783149	-29.0	33.0	4.0
18859.099341	-29.1	33.0	4.0
19878.514131	-29.1	33.1	4.0
18219.466532	-29.3	33.3	4.0
17919.638653	-29.4	33.4	4.0
17879.661602	-29.5	33.5	4.0
25945.031555	-29.5	33.5	4.0
17499.879622	-29.5	33.5	4.0
19918.491181	-29.6	33.6	4.0
16260.591054	-29.7	33.6	4.0
19578.686252	-29.7	33.6	4.0
17869.667340	-29.7	33.6	4.0
19898.502656	-29.7	33.7	4.0
18209.472269	-29.7	33.7	4.0

Measurement Settings

Start Frequency (MHz)	Stop Frequency (MHz)	Pre Measurement	Final Measurement
30.000000	2400.000000	1	1
2400.000000	2483.500000	1	1
2483.500000	26000.000000	1	1

Tx Spurious Emission(2) (2437 MHz; 30.000 dBm; 20 MHz)

Customized settings.

Result

DUT Frequency (MHz)	Result
2437.000000	PASS

Final measurements

Frequency (MHz)	Level Pre Measurement (dBm)	level (dBm)	Limit (dBm)	Margin (dB)	Result
---	---	---	---	---	---

Pre Measurements

Frequency (MHz)	Level (dBm)	Margin (dB)	Limit (dBm)
19878.514131	-28.4	32.4	4.0
19528.714938	-29.2	33.2	4.0
24575.817573	-29.3	33.2	4.0
25295.404484	-29.3	33.3	4.0
25965.020081	-29.4	33.3	4.0
19898.502656	-29.5	33.5	4.0
16430.493519	-29.6	33.6	4.0
24675.760200	-29.7	33.7	4.0
25985.008606	-29.8	33.8	4.0
24525.846260	-29.8	33.8	4.0
20268.290374	-29.9	33.9	4.0
19588.680514	-30.0	34.0	4.0
17899.650127	-30.0	34.0	4.0
24545.834785	-30.0	34.0	4.0
20178.342010	-30.1	34.0	4.0

Measurement Settings

Start Frequency (MHz)	Stop Frequency (MHz)	Pre Measurement	Final Measurement
30.000000	2400.000000	1	1
2400.000000	2483.500000	1	1
2483.500000	26000.000000	1	1

Minimum Emission Bandwidth 6 dB (2462 MHz; 30.000 dBm; 20 MHz)

Customized settings.

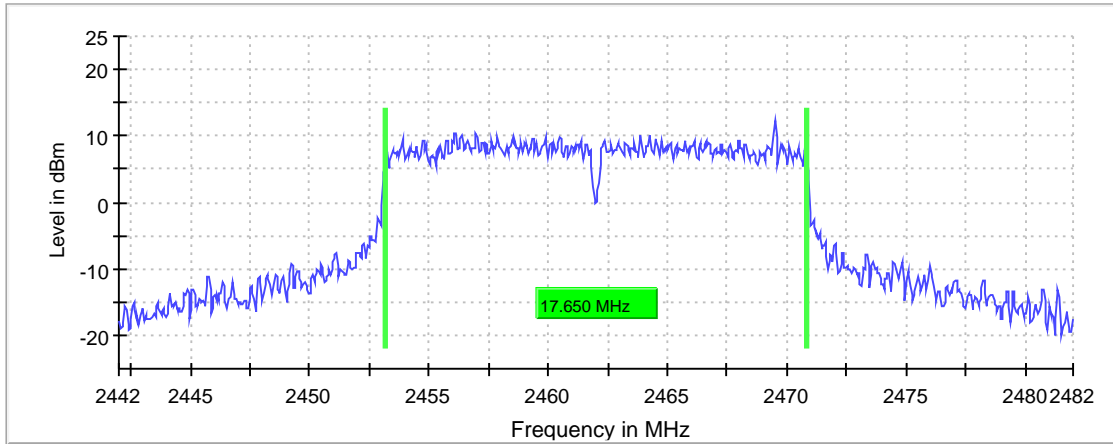
6 dB Bandwidth

DUT Frequency (MHz)	Bandwidth (MHz)	Limit Min (MHz)	Limit Max (MHz)	Band Edge Left (MHz)	Band Edge Right (MHz)
2462.000000	17.650000	0.500000	---	2453.175000	2470.825000

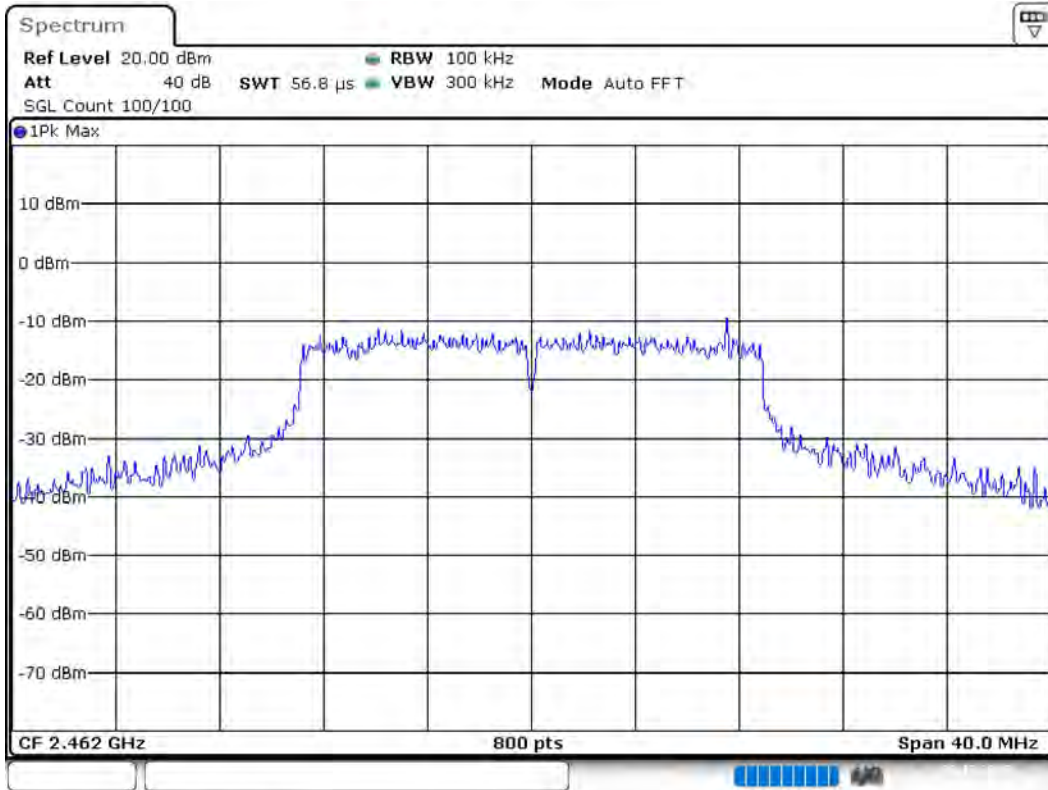
(continuation of the "6 dB Bandwidth" table from column 6 ...)

DUT Frequency (MHz)	Max Level (dBm)	Result
2462.000000	12.3	PASS

6 dB Bandwidth



Bandwidth



Date: 20.DEC.2019 16:14:42

Occupied Channel Bandwidth 99% (2462 MHz; 30.000 dBm; 20 MHz)

Customized settings.

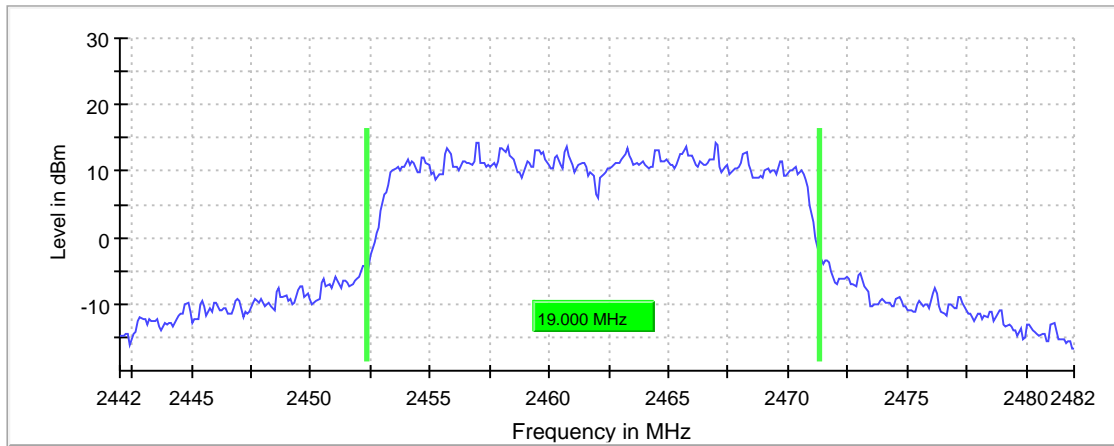
99 % Bandwidth

DUT Frequency (MHz)	Bandwidth (MHz)	Limit Min (MHz)	Limit Max (MHz)	Band Edge Left (MHz)	Band Edge Right (MHz)
2462.000000	19.000000	---	---	2452.350000	2471.350000

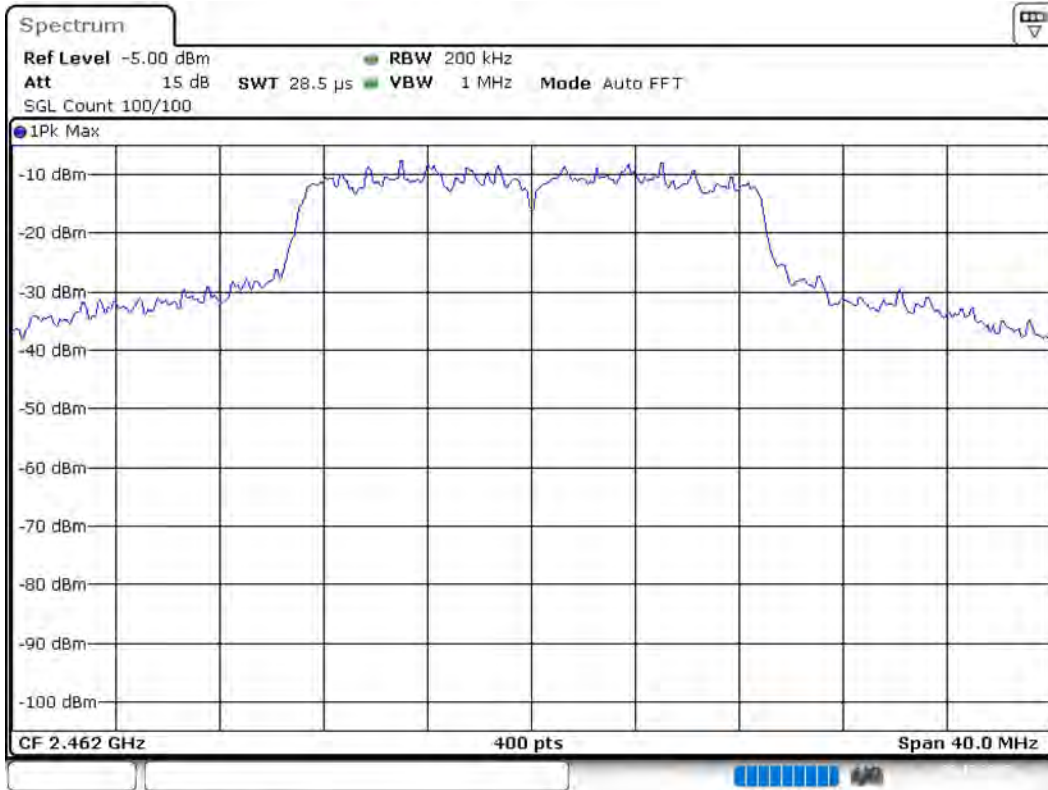
(continuation of the "99 % Bandwidth" table from column 6 ...)

DUT Frequency (MHz)	Result
2462.000000	PASS

99 % Bandwidth



Bandwidth



Date: 20.DEC.2019 16:15:48

Band Edge high (2462 MHz; 30.000 dBm; 20 MHz)

Customized settings.

Result

DUT Frequency (MHz)	Result
2462.000000	PASS

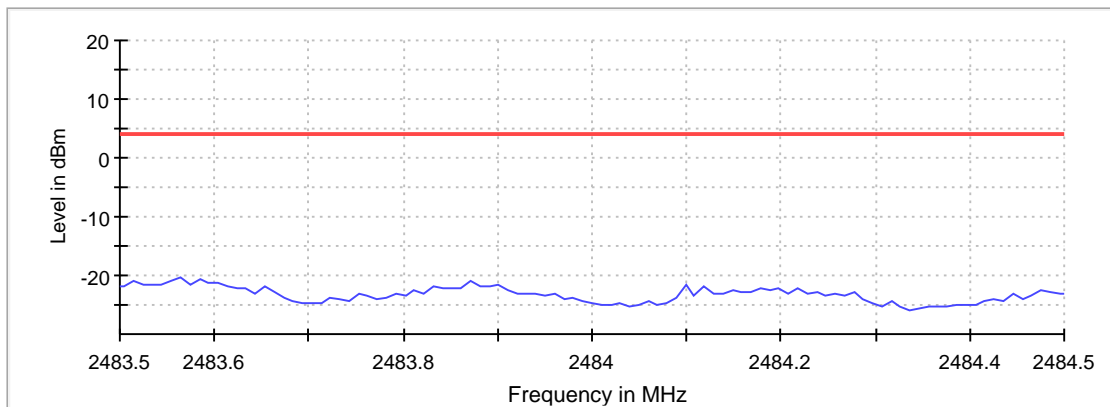
Inband Peak

Frequency (MHz)	Level (dBm)
2483.500000	-21.9

Measurements

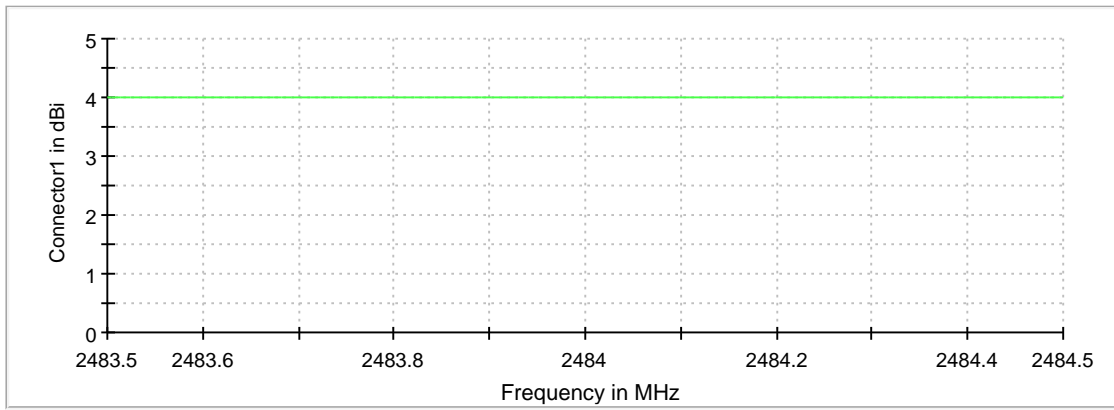
Frequency (MHz)	Level (dBm)	Margin (dB)	Limit (dBm)	Result
2483.564356	-20.3	24.3	4.0	PASS
2483.584158	-20.7	24.6	4.0	PASS
2483.514851	-21.0	25.0	4.0	PASS
2483.871287	-21.1	25.0	4.0	PASS
2483.554455	-21.1	25.0	4.0	PASS
2483.603960	-21.2	25.2	4.0	PASS
2483.594059	-21.2	25.2	4.0	PASS
2483.524752	-21.5	25.5	4.0	PASS
2483.544554	-21.5	25.5	4.0	PASS
2483.900990	-21.6	25.6	4.0	PASS
2483.534653	-21.6	25.6	4.0	PASS
2483.574257	-21.7	25.7	4.0	PASS
2484.099010	-21.7	25.7	4.0	PASS
2483.891089	-21.8	25.8	4.0	PASS
2483.831683	-21.8	25.8	4.0	PASS

Band Edge



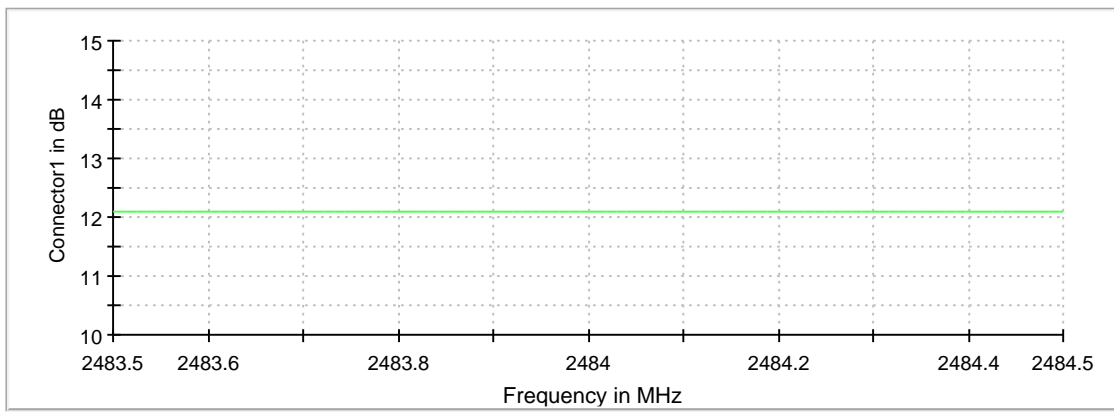
— Limit — Sum Level × Fail

Gain



Connector1

Attenuation



Connector1

Band Edge high(2) (2462 MHz; 30.000 dBm; 20 MHz)

Customized settings.

Result

DUT Frequency (MHz)	Result
2462.000000	PASS

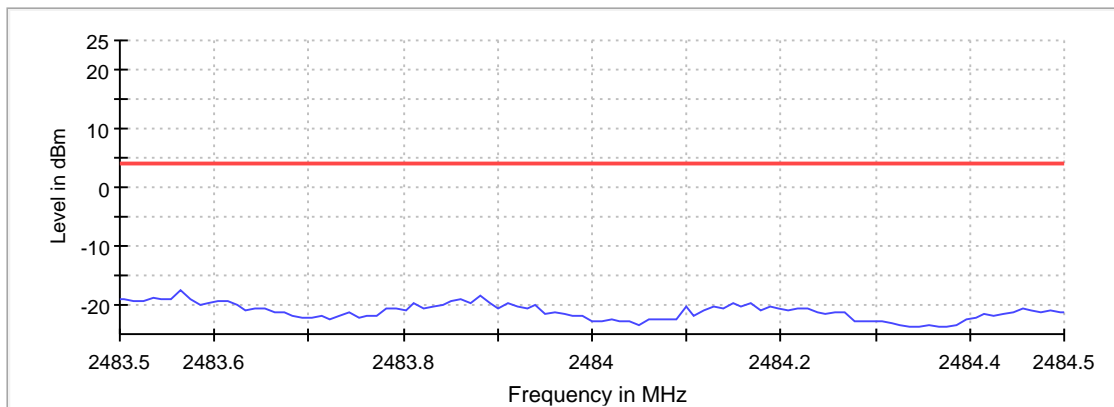
Inband Peak

Frequency (MHz)	Level (dBm)
2483.500000	-19.1

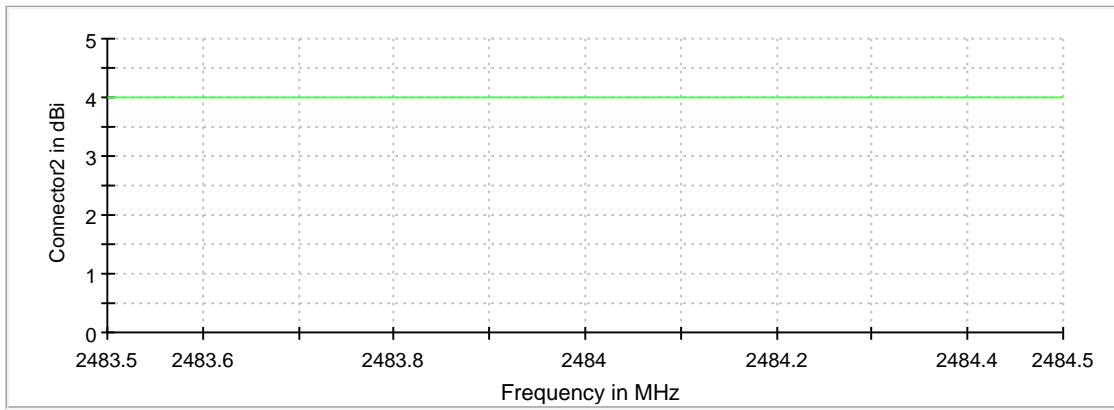
Measurements

Frequency (MHz)	Level (dBm)	Margin (dB)	Limit (dBm)	Result
2483.564356	-17.6	21.5	4.0	PASS
2483.881188	-18.5	22.5	4.0	PASS
2483.534653	-18.8	22.7	4.0	PASS
2483.504950	-19.1	23.0	4.0	PASS
2483.554455	-19.1	23.1	4.0	PASS
2483.861386	-19.1	23.1	4.0	PASS
2483.574257	-19.1	23.1	4.0	PASS
2483.544554	-19.2	23.2	4.0	PASS
2483.514851	-19.3	23.3	4.0	PASS
2483.851485	-19.4	23.3	4.0	PASS
2483.603960	-19.4	23.4	4.0	PASS
2483.613861	-19.5	23.4	4.0	PASS
2483.524752	-19.5	23.5	4.0	PASS
2484.148515	-19.6	23.5	4.0	PASS
2483.811881	-19.6	23.6	4.0	PASS

Band Edge

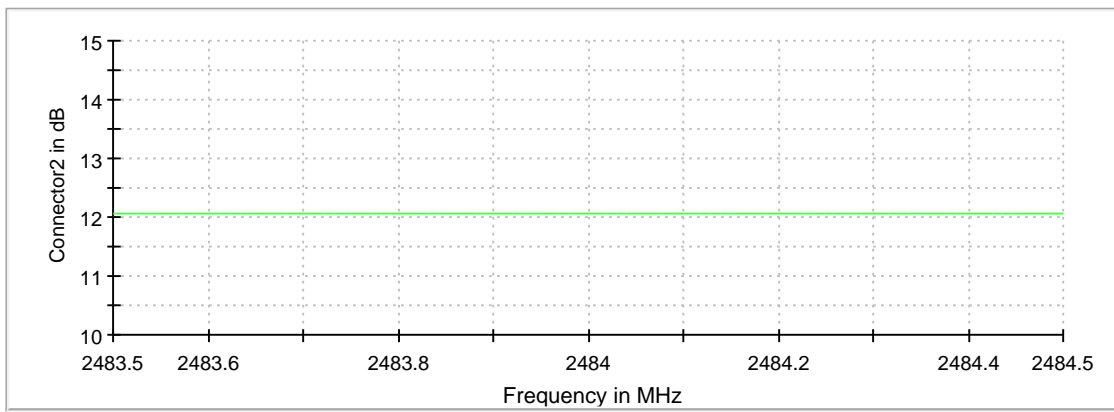


Gain



Connector2

Attenuation



Connector2

Tx Spurious Emission (2462 MHz; 30.000 dBm; 20 MHz)

Customized settings.

Result

DUT Frequency (MHz)	Result
2462.000000	PASS

Final measurements

Frequency (MHz)	Level Pre Measurement (dBm)	level (dBm)	Limit (dBm)	Margin (dB)	Result
---	---	---	---	---	---

Pre Measurements

Frequency (MHz)	Level (dBm)	Margin (dB)	Limit (dBm)
2488.497131	-15.5	19.5	4.0
24265.995431	-28.0	32.0	4.0
19898.502656	-28.6	32.6	4.0
19888.508394	-28.6	32.6	4.0
17909.644390	-28.7	32.6	4.0
18209.472269	-29.0	33.0	4.0
17839.684552	-29.1	33.1	4.0
25905.054505	-29.2	33.1	4.0
24635.783149	-29.2	33.1	4.0
19868.519868	-29.2	33.1	4.0
19838.537080	-29.4	33.3	4.0
18549.277199	-29.4	33.4	4.0
20158.353485	-29.5	33.5	4.0
24285.983957	-29.6	33.6	4.0
19908.496919	-29.7	33.7	4.0

Measurement Settings

Start Frequency (MHz)	Stop Frequency (MHz)	Pre Measurement	Final Measurement
30.000000	2400.000000	1	1
2400.000000	2483.500000	1	1
2483.500000	26000.000000	1	1

Tx Spurious Emission(2) (2462 MHz; 30.000 dBm; 20 MHz)

Customized settings.

Result

DUT Frequency (MHz)	Result
2462.000000	PASS

Final measurements

Frequency (MHz)	Level Pre Measurement (dBm)	level (dBm)	Limit (dBm)	Margin (dB)	Result
---	---	---	---	---	---

Pre Measurements

Frequency (MHz)	Level (dBm)	Margin (dB)	Limit (dBm)
2488.497131	-17.6	21.5	4.0
17879.661602	-28.4	32.4	4.0
18539.282937	-28.6	32.6	4.0
25855.083192	-28.9	32.9	4.0
20208.324798	-29.0	32.9	4.0
19548.703464	-29.1	33.1	4.0
24515.851997	-29.3	33.3	4.0
24875.645453	-29.5	33.4	4.0
18209.472269	-29.5	33.5	4.0
22566.970782	-29.5	33.5	4.0
18199.478007	-29.6	33.6	4.0
17899.650127	-29.7	33.6	4.0
17909.644390	-29.7	33.6	4.0
19938.479707	-29.8	33.8	4.0
25985.008606	-29.9	33.8	4.0

Measurement Settings

Start Frequency (MHz)	Stop Frequency (MHz)	Pre Measurement	Final Measurement
30.000000	2400.000000	1	1
2400.000000	2483.500000	1	1
2483.500000	26000.000000	1	1

Minimum Emission Bandwidth 6 dB (2417 MHz; 30.000 dBm; 30 MHz)

Customized settings.

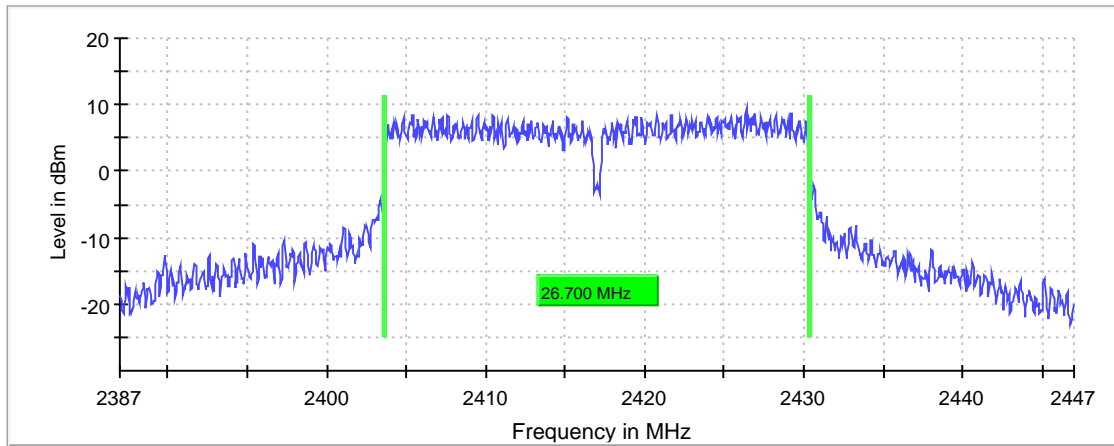
6 dB Bandwidth

DUT Frequency (MHz)	Bandwidth (MHz)	Limit Min (MHz)	Limit Max (MHz)	Band Edge Left (MHz)	Band Edge Right (MHz)
2417.000000	26.700000	0.500000	---	2403.675000	2430.375000

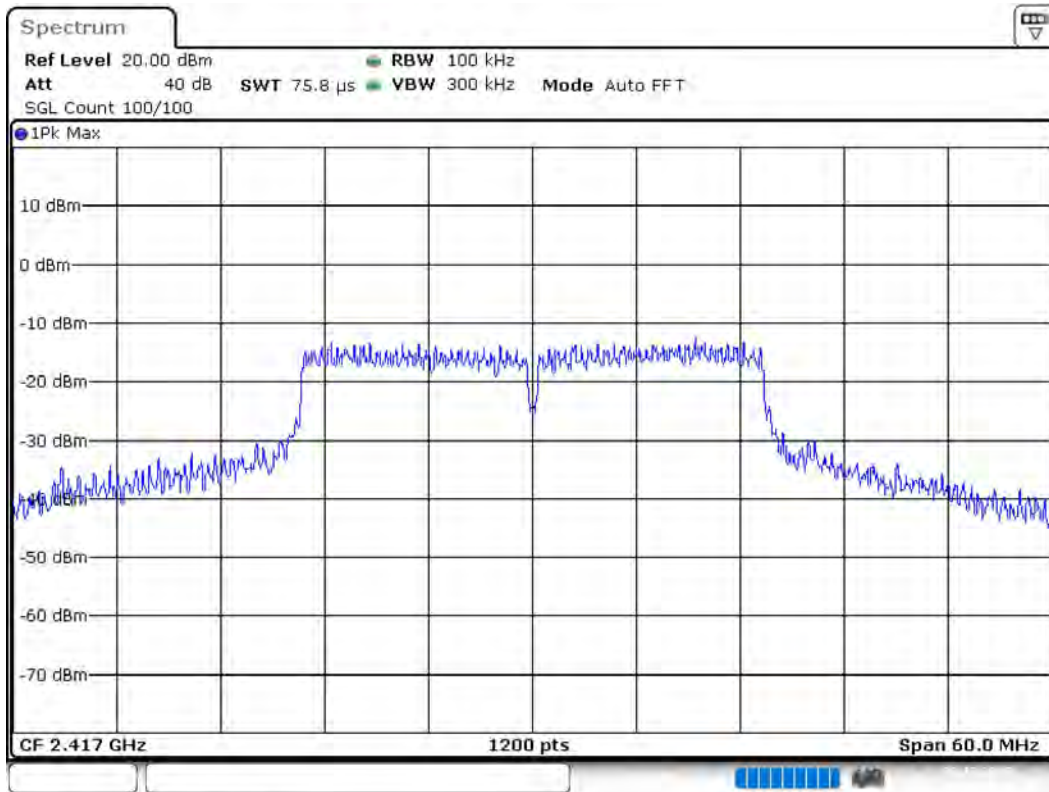
(continuation of the "6 dB Bandwidth" table from column 6 ...)

DUT Frequency (MHz)	Max Level (dBm)	Result
2417.000000	9.5	PASS

6 dB Bandwidth



Bandwidth



Occupied Channel Bandwidth 99% (2417 MHz; 30.000 dBm; 30 MHz)

Customized settings.

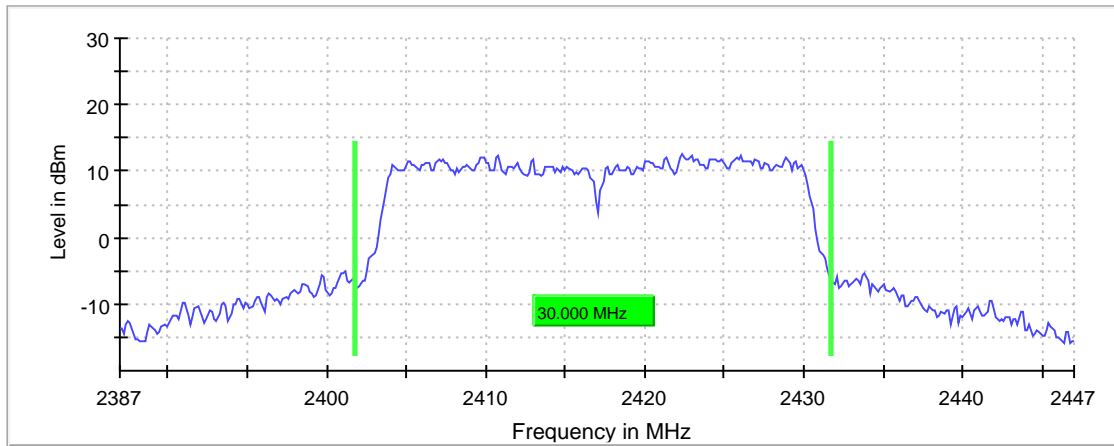
99 % Bandwidth

DUT Frequency (MHz)	Bandwidth (MHz)	Limit Min (MHz)	Limit Max (MHz)	Band Edge Left (MHz)	Band Edge Right (MHz)
2417.000000	30.000000	---	---	2401.775000	2431.775000

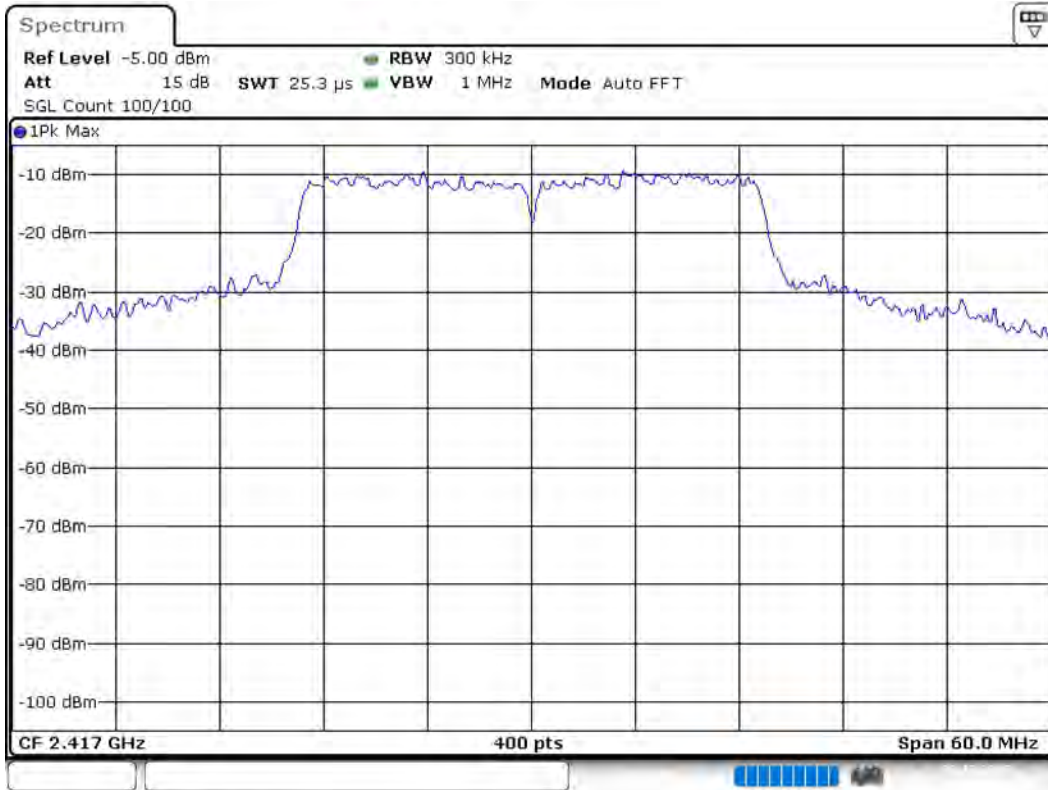
(continuation of the "99 % Bandwidth" table from column 6 ...)

DUT Frequency (MHz)	Result
2417.000000	PASS

99 % Bandwidth



Bandwidth



Date: 20. DEC. 2019 16:32:12

Band Edge low (2417 MHz; 30.000 dBm; 30 MHz)

Customized settings.

Result

DUT Frequency (MHz)	Result
2417.000000	PASS

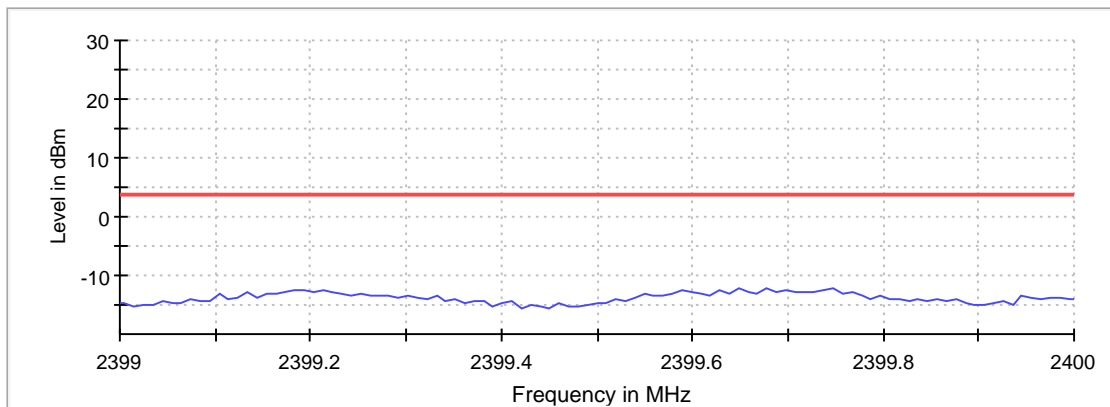
Inband Peak

Frequency (MHz)	Level (dBm)
2400.000000	-14.0

Measurements

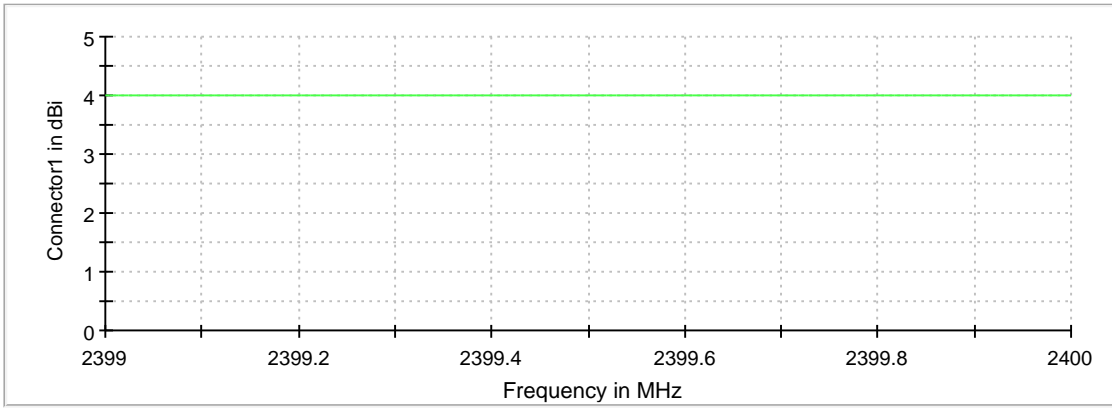
Frequency (MHz)	Level (dBm)	Margin (dB)	Limit (dBm)	Result
2399.747525	-12.2	15.8	3.6	PASS
2399.678218	-12.3	15.9	3.6	PASS
2399.648515	-12.3	15.9	3.6	PASS
2399.628713	-12.3	15.9	3.6	PASS
2399.589109	-12.4	15.9	3.6	PASS
2399.183168	-12.4	16.0	3.6	PASS
2399.698020	-12.4	16.0	3.6	PASS
2399.193069	-12.4	16.0	3.6	PASS
2399.212871	-12.4	16.0	3.6	PASS
2399.737624	-12.6	16.2	3.6	PASS
2399.727723	-12.7	16.3	3.6	PASS
2399.767327	-12.7	16.3	3.6	PASS
2399.717822	-12.7	16.3	3.6	PASS
2399.173267	-12.7	16.3	3.6	PASS
2399.688119	-12.8	16.4	3.6	PASS

Band Edge



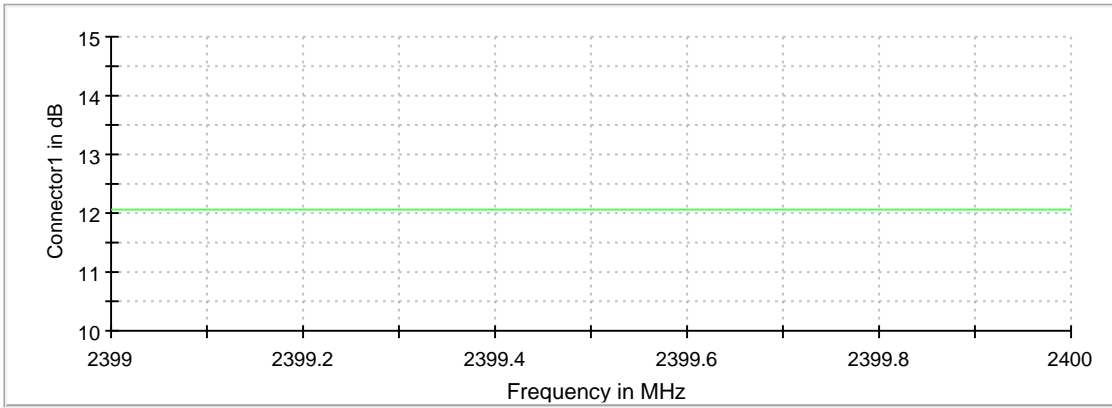
— Limit — Sum Level × Fail

Gain



Connector1

Attenuation



Connector1

Band Edge low(2) (2417 MHz; 30.000 dBm; 30 MHz)

Customized settings.

Result

DUT Frequency (MHz)	Result
2417.000000	PASS

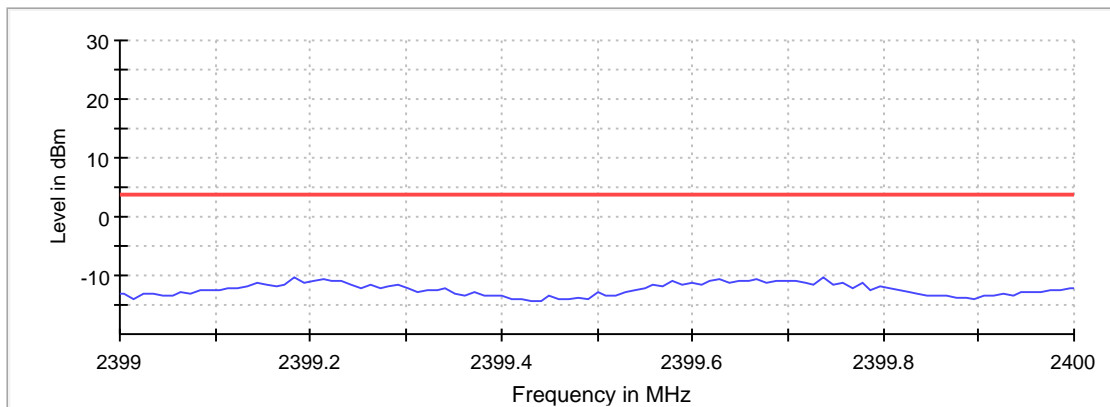
Inband Peak

Frequency (MHz)	Level (dBm)
2400.000000	-12.2

Measurements

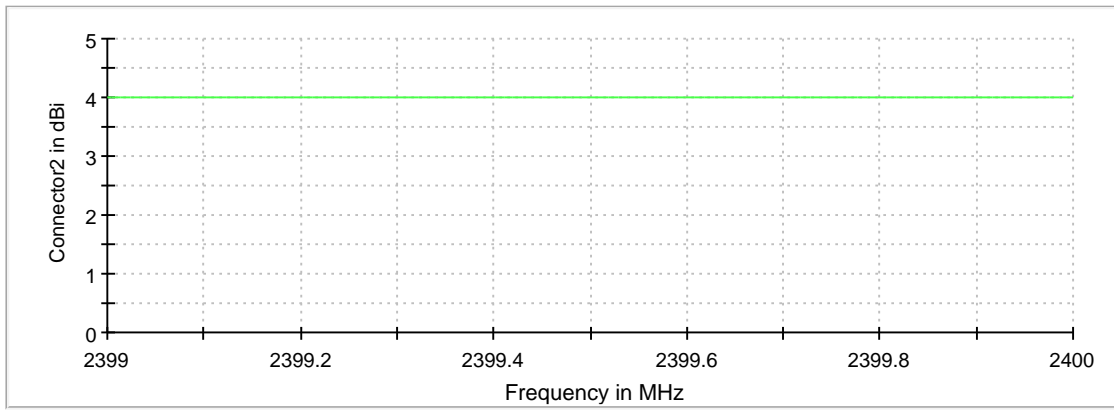
Frequency (MHz)	Level (dBm)	Margin (dB)	Limit (dBm)	Result
2399.737624	-10.3	13.9	3.6	PASS
2399.183168	-10.4	14.0	3.6	PASS
2399.628713	-10.7	14.3	3.6	PASS
2399.212871	-10.7	14.3	3.6	PASS
2399.668317	-10.7	14.3	3.6	PASS
2399.232673	-10.8	14.4	3.6	PASS
2399.698020	-10.9	14.5	3.6	PASS
2399.707921	-10.9	14.5	3.6	PASS
2399.202970	-11.0	14.5	3.6	PASS
2399.579208	-11.0	14.6	3.6	PASS
2399.688119	-11.0	14.6	3.6	PASS
2399.648515	-11.0	14.6	3.6	PASS
2399.658416	-11.0	14.6	3.6	PASS
2399.618812	-11.1	14.6	3.6	PASS
2399.222772	-11.1	14.7	3.6	PASS

Band Edge



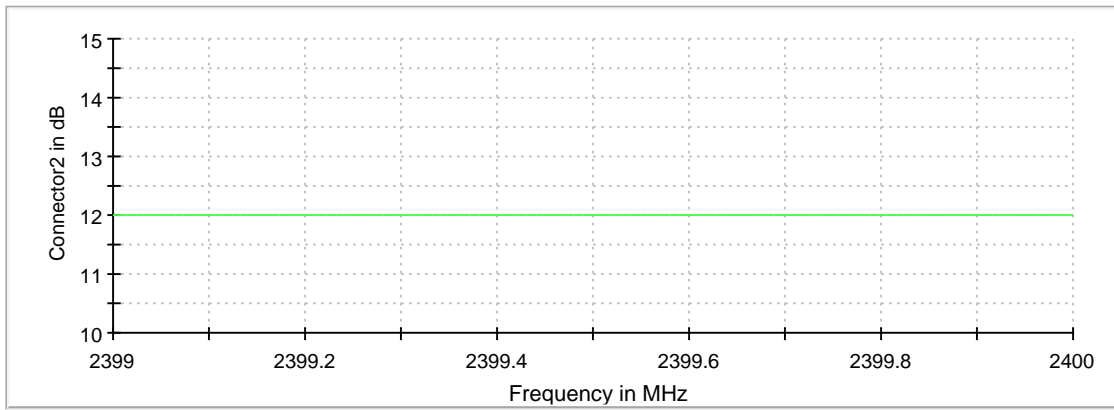
— Limit — Sum Level × Fail

Gain



Connector2

Attenuation



Connector2

Tx Spurious Emission (2417 MHz; 30.000 dBm; 30 MHz)

Customized settings.

Result

DUT Frequency (MHz)	Result
2417.000000	PASS

Final measurements

Frequency (MHz)	Level Pre Measurement (dBm)	level (dBm)	Limit (dBm)	Margin (dB)	Result
---	---	---	---	---	---

Pre Measurements

Frequency (MHz)	Level (dBm)	Margin (dB)	Limit (dBm)
2395.021008	-7.1	10.7	3.6
2385.063025	-12.9	16.5	3.6
2375.105042	-26.7	30.3	3.6
25905.054505	-28.9	32.5	3.6
25985.008606	-29.0	32.6	3.6
17909.644390	-29.0	32.6	3.6
19548.703464	-29.1	32.6	3.6
25885.065980	-29.3	32.9	3.6
19888.508394	-29.3	32.9	3.6
25845.088929	-29.4	33.0	3.6
15870.814811	-29.6	33.1	3.6
16540.430408	-29.6	33.2	3.6
24735.725776	-29.6	33.2	3.6
20258.296111	-29.7	33.2	3.6
19198.904271	-29.7	33.3	3.6

Measurement Settings

Start Frequency (MHz)	Stop Frequency (MHz)	Pre Measurement	Final Measurement
30.000000	2400.000000	1	1
2400.000000	2483.500000	1	1
2483.500000	26000.000000	1	1

Tx Spurious Emission(2) (2417 MHz; 30.000 dBm; 30 MHz)

Customized settings.

Result

DUT Frequency (MHz)	Result
2417.000000	PASS

Final measurements

Frequency (MHz)	Level Pre Measurement (dBm)	level (dBm)	Limit (dBm)	Margin (dB)	Result
---	---	---	---	---	---

Pre Measurements

Frequency (MHz)	Level (dBm)	Margin (dB)	Limit (dBm)
2395.021008	-3.8	7.4	3.6
2385.063025	-10.5	14.1	3.6
2375.105042	-24.2	27.8	3.6
17909.644390	-28.2	31.8	3.6
19878.514131	-28.5	32.1	3.6
16180.636953	-28.6	32.2	3.6
2365.147059	-28.8	32.4	3.6
20248.301849	-29.0	32.6	3.6
18219.466532	-29.1	32.7	3.6
24625.788887	-29.5	33.1	3.6
16210.619741	-29.5	33.1	3.6
20138.364960	-29.6	33.2	3.6
19888.508394	-29.6	33.2	3.6
19558.697726	-29.7	33.3	3.6
17879.661602	-29.7	33.3	3.6

Measurement Settings

Start Frequency (MHz)	Stop Frequency (MHz)	Pre Measurement	Final Measurement
30.000000	2400.000000	1	1
2400.000000	2483.500000	1	1
2483.500000	26000.000000	1	1

Minimum Emission Bandwidth 6 dB (2437 MHz; 30.000 dBm; 30 MHz)

Customized settings.

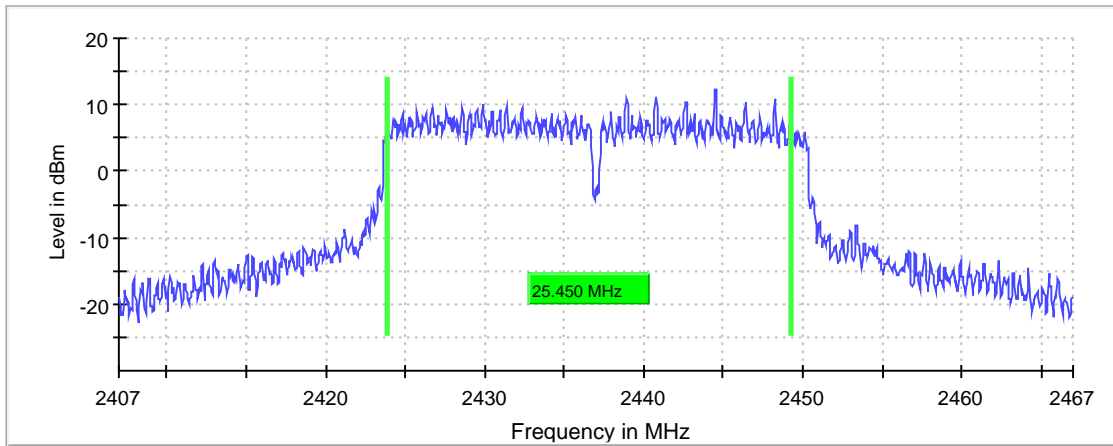
6 dB Bandwidth

DUT Frequency (MHz)	Bandwidth (MHz)	Limit Min (MHz)	Limit Max (MHz)	Band Edge Left (MHz)	Band Edge Right (MHz)
2437.000000	25.450000	0.500000	---	2423.825000	2449.275000

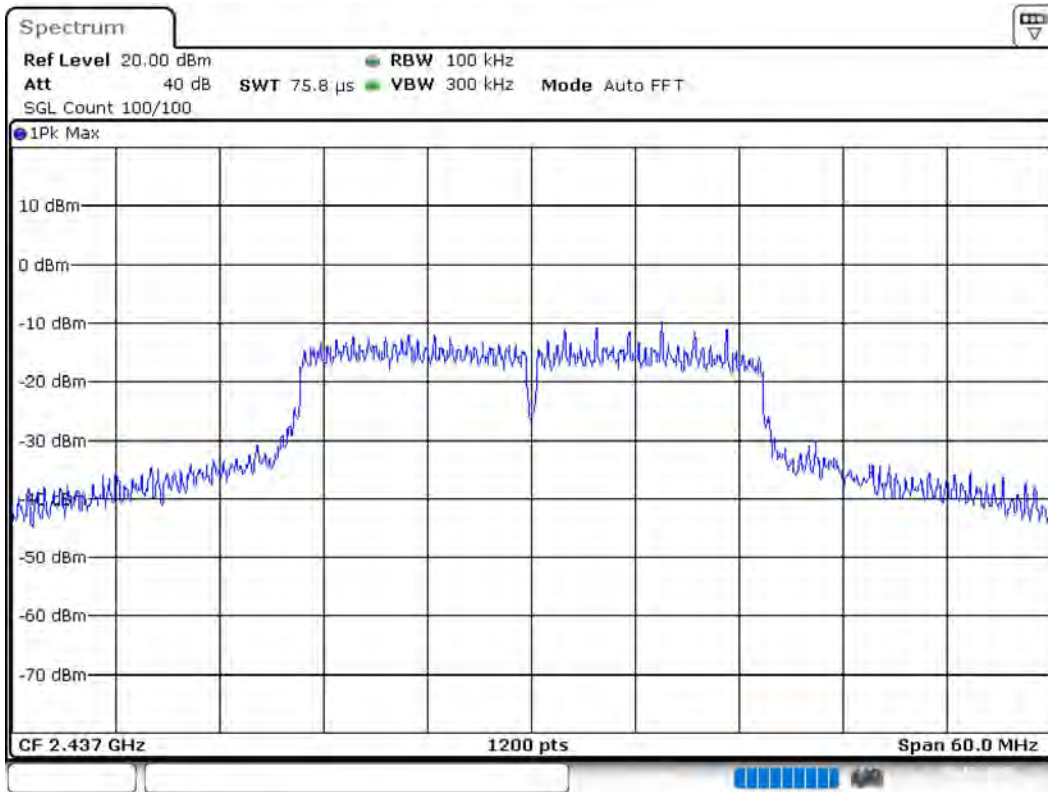
(continuation of the "6 dB Bandwidth" table from column 6 ...)

DUT Frequency (MHz)	Max Level (dBm)	Result
2437.000000	12.2	PASS

6 dB Bandwidth



Bandwidth



Date: 20.DEC.2019 16:40:01

Occupied Channel Bandwidth 99% (2437 MHz; 30.000 dBm; 30 MHz)

Customized settings.

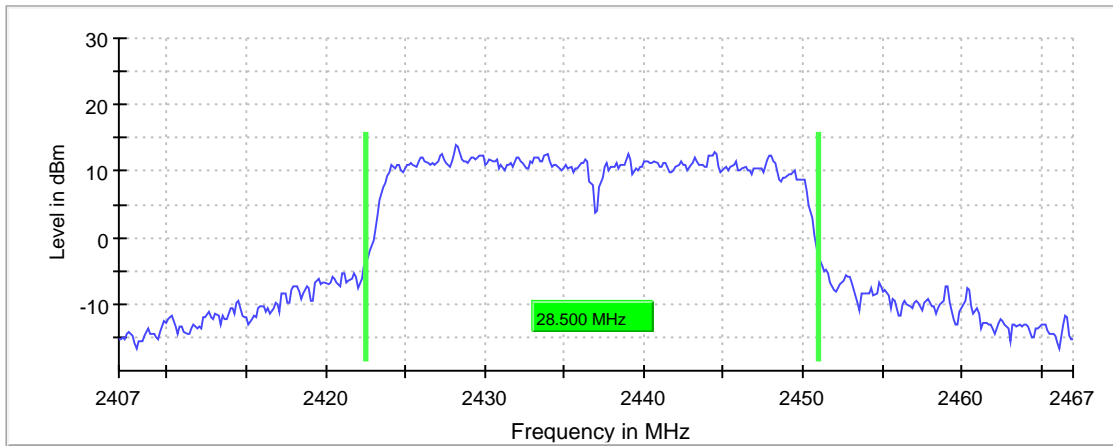
99 % Bandwidth

DUT Frequency (MHz)	Bandwidth (MHz)	Limit Min (MHz)	Limit Max (MHz)	Band Edge Left (MHz)	Band Edge Right (MHz)
2437.000000	28.500000	---	---	2422.525000	2451.025000

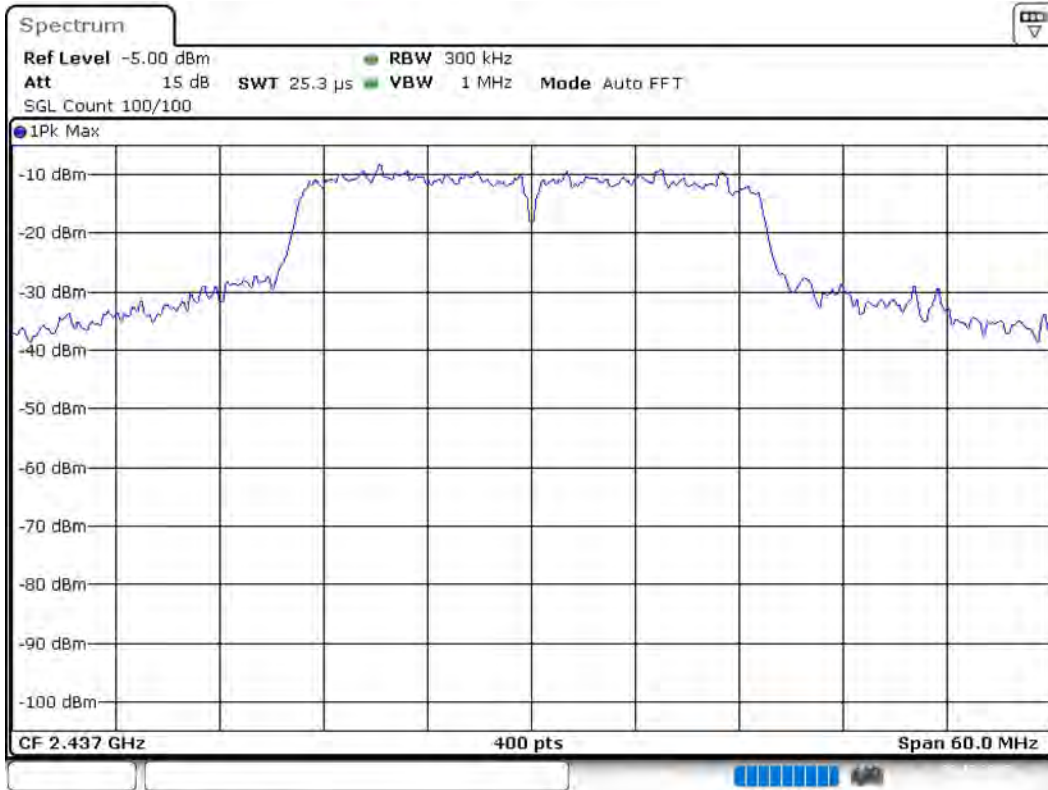
(continuation of the "99 % Bandwidth" table from column 6 ...)

DUT Frequency (MHz)	Result
2437.000000	PASS

99 % Bandwidth



Bandwidth



Date: 20. DEC. 2019 16:40:49

Tx Spurious Emission (2437 MHz; 30.000 dBm; 30 MHz)

Customized settings.

Result

DUT Frequency (MHz)	Result
2437.000000	PASS

Final measurements

Frequency (MHz)	Level Pre Measurement (dBm)	level (dBm)	Limit (dBm)	Margin (dB)	Result
---	---	---	---	---	---

Pre Measurements

Frequency (MHz)	Level (dBm)	Margin (dB)	Limit (dBm)
2395.021008	-26.6	30.4	3.8
19558.697726	-28.5	32.3	3.8
24595.806099	-28.8	32.6	3.8
18209.472269	-29.1	32.9	3.8
20218.319061	-29.2	33.0	3.8
24675.760200	-29.4	33.2	3.8
25265.421696	-29.4	33.2	3.8
17899.650127	-29.4	33.2	3.8
19168.921483	-29.4	33.2	3.8
20208.324798	-29.4	33.2	3.8
18899.076392	-29.7	33.4	3.8
24555.829048	-29.7	33.5	3.8
19928.485444	-29.7	33.5	3.8
25285.410221	-29.7	33.5	3.8
25975.014343	-29.8	33.6	3.8

Measurement Settings

Start Frequency (MHz)	Stop Frequency (MHz)	Pre Measurement	Final Measurement
30.000000	2400.000000	1	1
2400.000000	2483.500000	1	1
2483.500000	26000.000000	1	1

Tx Spurious Emission(2) (2437 MHz; 30.000 dBm; 30 MHz)

Customized settings.

Result

DUT Frequency (MHz)	Result
2437.000000	PASS

Final measurements

Frequency (MHz)	Level Pre Measurement (dBm)	level (dBm)	Limit (dBm)	Margin (dB)	Result
---	---	---	---	---	---

Pre Measurements

Frequency (MHz)	Level (dBm)	Margin (dB)	Limit (dBm)
2395.021008	-25.8	29.6	3.8
19878.514131	-28.4	32.2	3.8
25925.043030	-28.5	32.3	3.8
20168.347748	-28.8	32.6	3.8
19548.703464	-29.1	32.9	3.8
19838.537080	-29.2	33.0	3.8
19858.525606	-29.3	33.1	3.8
20148.359222	-29.4	33.2	3.8
25975.014343	-29.5	33.3	3.8
25905.054505	-29.6	33.4	3.8
19938.479707	-29.6	33.4	3.8
24525.846260	-29.7	33.5	3.8
19898.502656	-29.8	33.6	3.8
18859.099341	-29.8	33.6	3.8
19538.709201	-29.9	33.6	3.8

Measurement Settings

Start Frequency (MHz)	Stop Frequency (MHz)	Pre Measurement	Final Measurement
30.000000	2400.000000	1	1
2400.000000	2483.500000	1	1
2483.500000	26000.000000	1	1

Minimum Emission Bandwidth 6 dB (2457 MHz; 30.000 dBm; 30 MHz)

Customized settings.

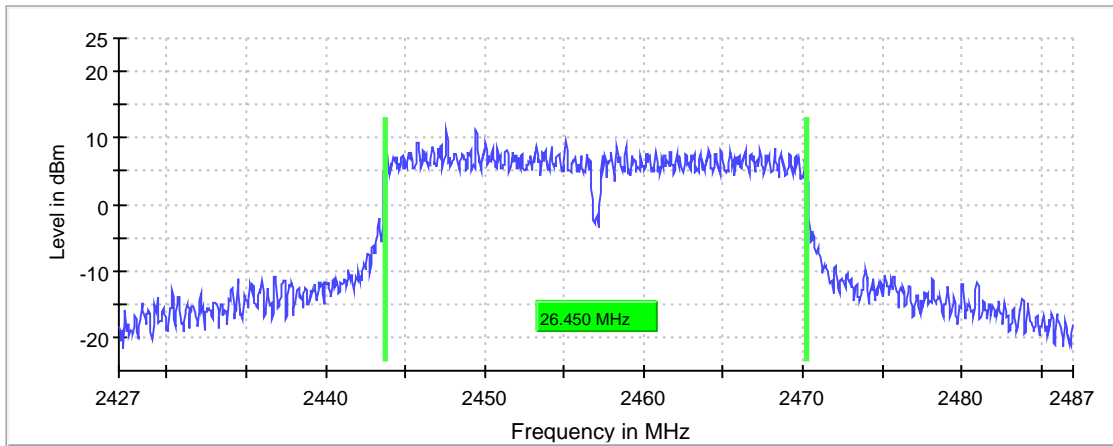
6 dB Bandwidth

DUT Frequency (MHz)	Bandwidth (MHz)	Limit Min (MHz)	Limit Max (MHz)	Band Edge Left (MHz)	Band Edge Right (MHz)
2457.000000	26.450000	0.500000	---	2443.775000	2470.225000

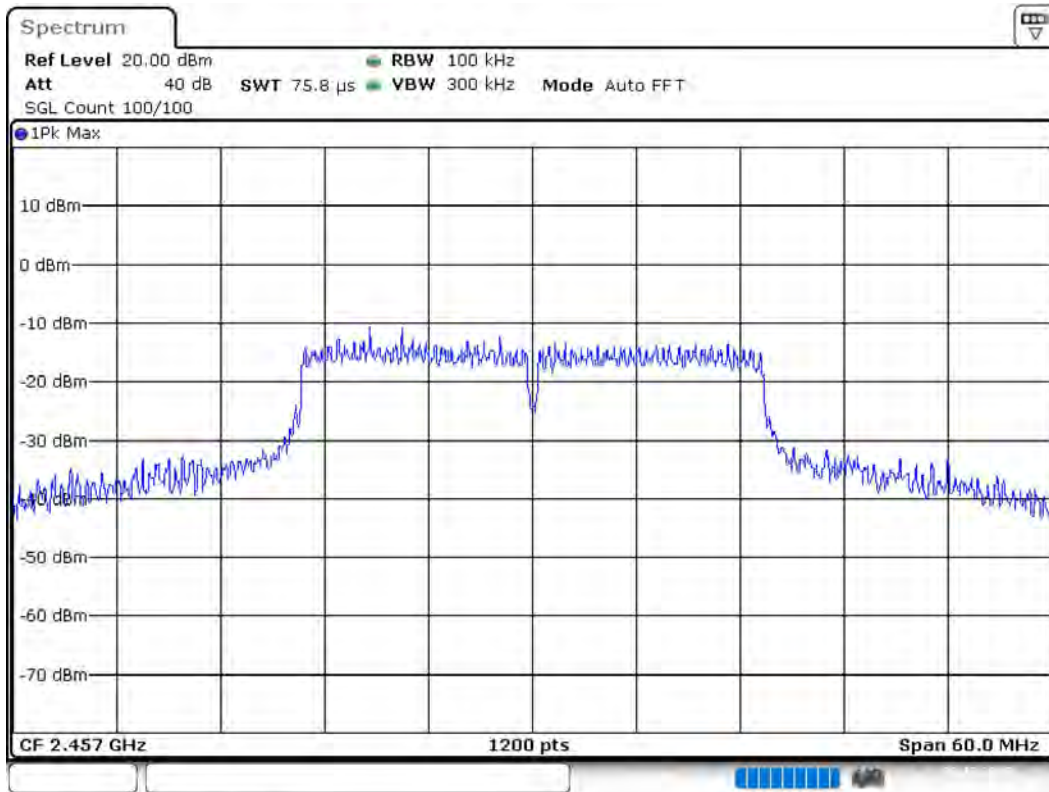
(continuation of the "6 dB Bandwidth" table from column 6 ...)

DUT Frequency (MHz)	Max Level (dBm)	Result
2457.000000	11.2	PASS

6 dB Bandwidth



Bandwidth



Date: 20.DEC.2019 16:47:09

Occupied Channel Bandwidth 99% (2457 MHz; 30.000 dBm; 30 MHz)

Customized settings.

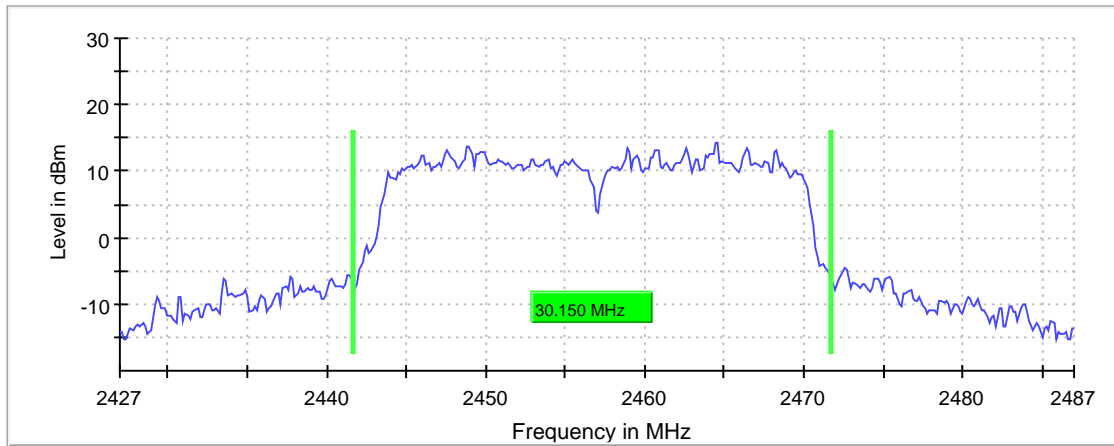
99 % Bandwidth

DUT Frequency (MHz)	Bandwidth (MHz)	Limit Min (MHz)	Limit Max (MHz)	Band Edge Left (MHz)	Band Edge Right (MHz)
2457.000000	30.150000	---	---	2441.625000	2471.775000

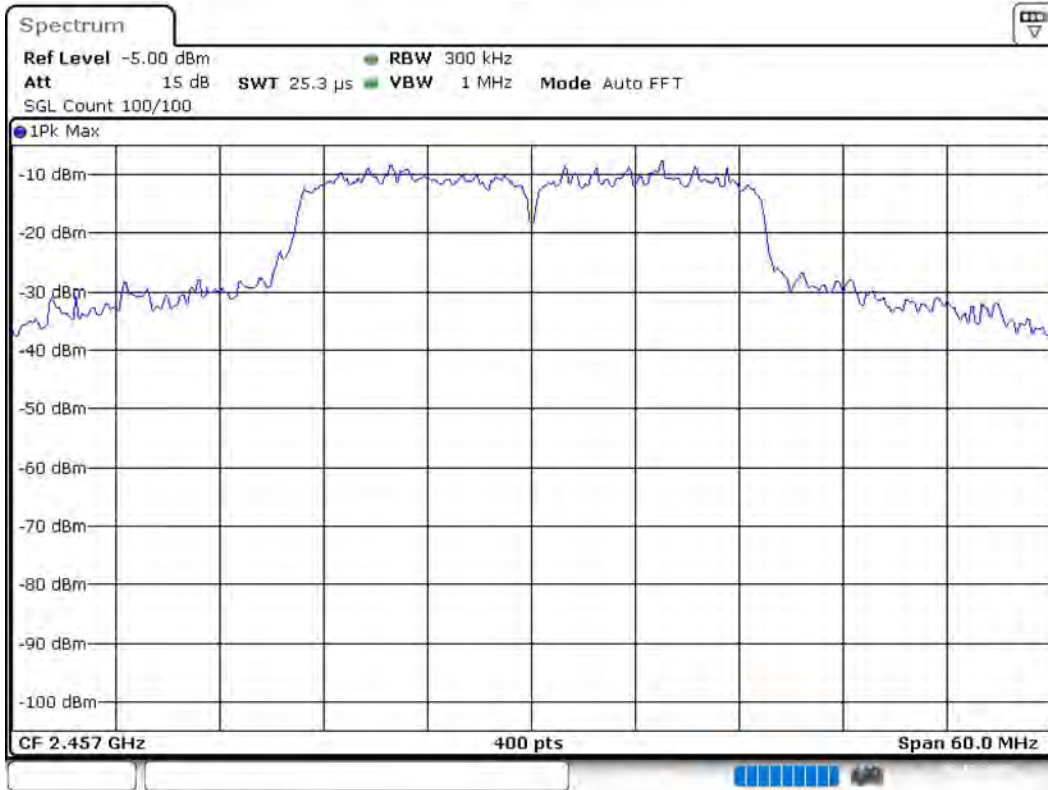
(continuation of the "99 % Bandwidth" table from column 6 ...)

DUT Frequency (MHz)	Result
2457.000000	PASS

99 % Bandwidth



Bandwidth



Date: 20. DEC, 2019 16:47:59

Band Edge high (2457 MHz; 30.000 dBm; 30 MHz)

Customized settings.

Result

DUT Frequency (MHz)	Result
2457.000000	PASS

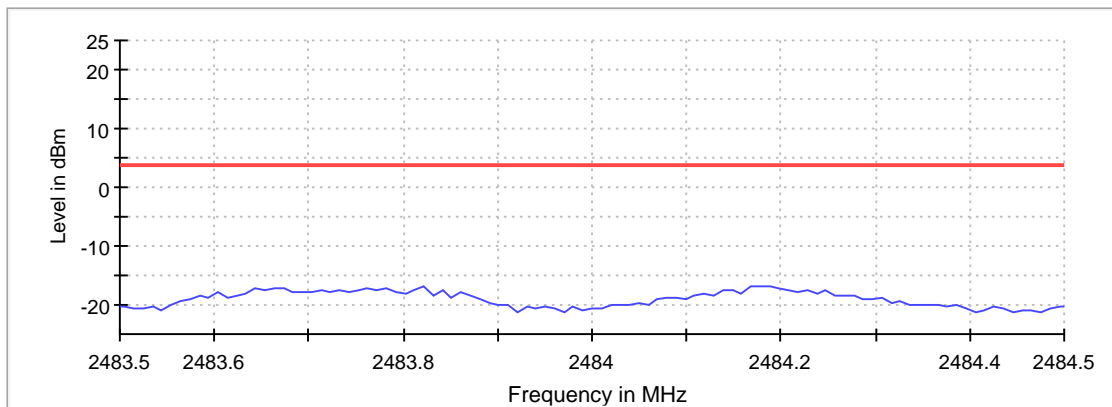
Inband Peak

Frequency (MHz)	Level (dBm)
2483.500000	-20.2

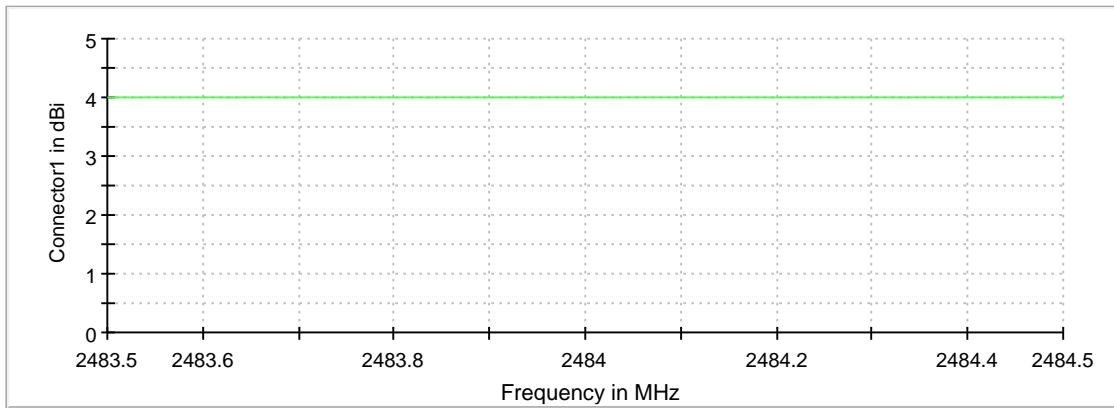
Measurements

Frequency (MHz)	Level (dBm)	Margin (dB)	Limit (dBm)	Result
2484.188119	-16.8	20.5	3.6	PASS
2483.821782	-16.9	20.5	3.6	PASS
2484.168317	-16.9	20.6	3.6	PASS
2484.178218	-17.0	20.6	3.6	PASS
2484.198020	-17.0	20.7	3.6	PASS
2483.643564	-17.2	20.8	3.6	PASS
2483.782178	-17.2	20.8	3.6	PASS
2483.663366	-17.2	20.8	3.6	PASS
2483.762376	-17.3	20.9	3.6	PASS
2483.673267	-17.3	21.0	3.6	PASS
2483.732673	-17.4	21.0	3.6	PASS
2484.148515	-17.4	21.1	3.6	PASS
2483.653465	-17.5	21.1	3.6	PASS
2483.841584	-17.5	21.1	3.6	PASS
2484.247525	-17.5	21.1	3.6	PASS

Band Edge

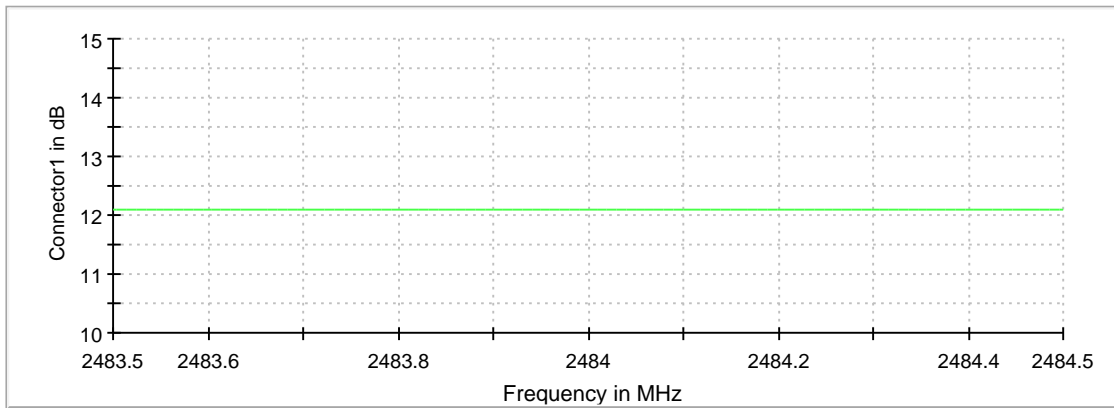


Gain



Connector1

Attenuation



Connector1

Band Edge high(2) (2457 MHz; 30.000 dBm; 30 MHz)

Customized settings.

Result

DUT Frequency (MHz)	Result
2457.000000	PASS

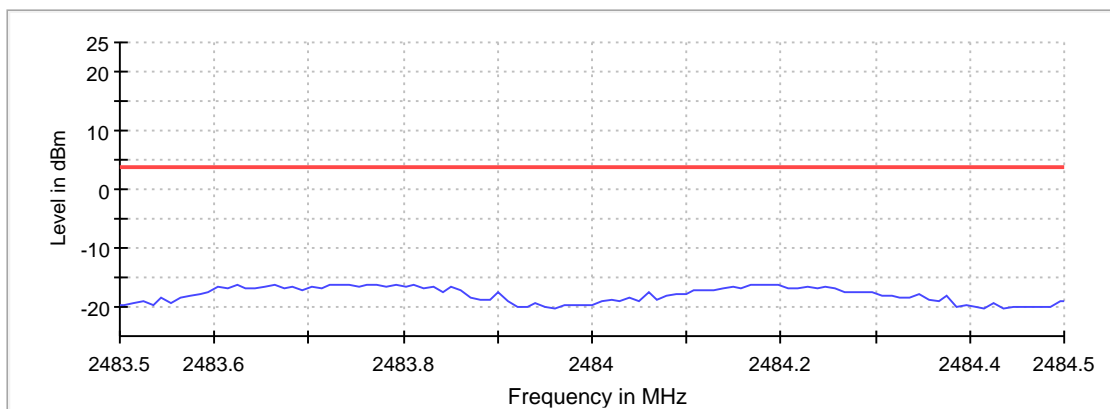
Inband Peak

Frequency (MHz)	Level (dBm)
2483.500000	-19.8

Measurements

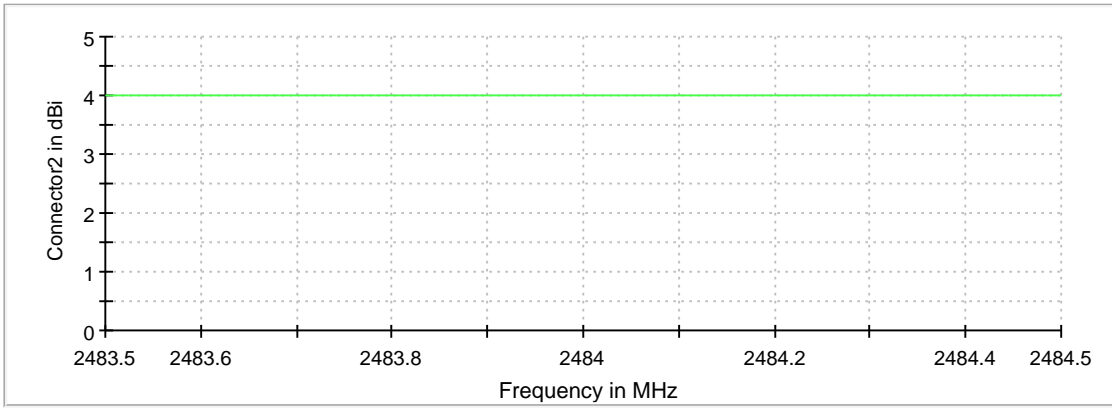
Frequency (MHz)	Level (dBm)	Margin (dB)	Limit (dBm)	Result
2483.811881	-16.2	19.8	3.6	PASS
2483.732673	-16.2	19.8	3.6	PASS
2484.168317	-16.2	19.8	3.6	PASS
2483.792079	-16.2	19.8	3.6	PASS
2483.742574	-16.3	19.9	3.6	PASS
2484.178218	-16.3	19.9	3.6	PASS
2483.772277	-16.3	19.9	3.6	PASS
2484.188119	-16.3	19.9	3.6	PASS
2484.198020	-16.3	20.0	3.6	PASS
2483.722772	-16.3	20.0	3.6	PASS
2483.762376	-16.4	20.0	3.6	PASS
2483.663366	-16.4	20.0	3.6	PASS
2483.623762	-16.4	20.0	3.6	PASS
2484.227723	-16.5	20.1	3.6	PASS
2483.801980	-16.5	20.1	3.6	PASS

Band Edge



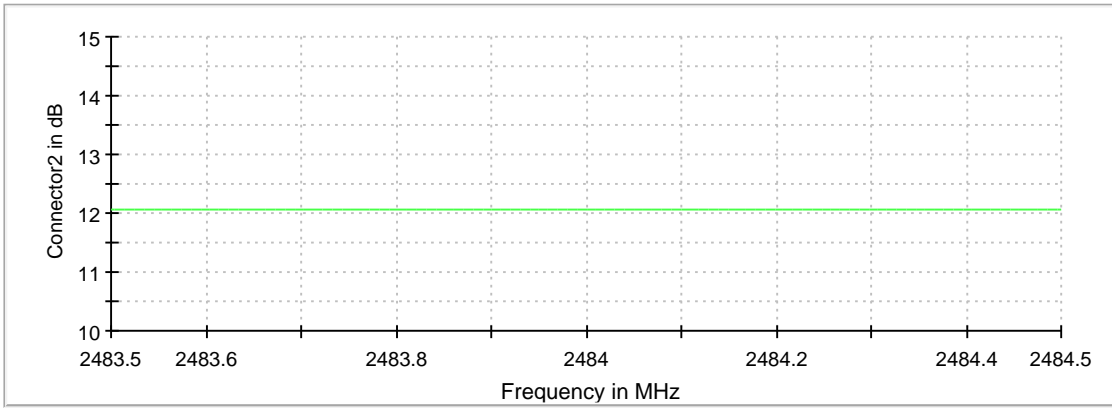
— Limit — Sum Level × Fail

Gain



Connector2

Attenuation



Connector2

Tx Spurious Emission (2457 MHz; 30.000 dBm; 30 MHz)

Customized settings.

Result

DUT Frequency (MHz)	Result
2457.000000	PASS

Final measurements

Frequency (MHz)	Level Pre Measurement (dBm)	level (dBm)	Limit (dBm)	Margin (dB)	Result
---	---	---	---	---	---

Pre Measurements

Frequency (MHz)	Level (dBm)	Margin (dB)	Limit (dBm)
2488.497131	-12.3	16.0	3.6
2498.491394	-25.1	28.8	3.6
24545.834785	-28.0	31.6	3.6
24525.846260	-29.2	32.9	3.6
19898.502656	-29.3	33.0	3.6
20208.324798	-29.5	33.1	3.6
25885.065980	-29.5	33.1	3.6
19518.720676	-29.5	33.2	3.6
24665.765937	-29.6	33.3	3.6
17919.638653	-29.7	33.3	3.6
19918.491181	-29.7	33.3	3.6
18889.082129	-29.7	33.3	3.6
19908.496919	-29.7	33.4	3.6
15600.969720	-29.8	33.4	3.6
24675.760200	-29.8	33.4	3.6

Measurement Settings

Start Frequency (MHz)	Stop Frequency (MHz)	Pre Measurement	Final Measurement
30.000000	2400.000000	1	1
2400.000000	2483.500000	1	1
2483.500000	26000.000000	1	1

Tx Spurious Emission(2) (2457 MHz; 30.000 dBm; 30 MHz)

Customized settings.

Result

DUT Frequency (MHz)	Result
2457.000000	PASS

Final measurements

Frequency (MHz)	Level Pre Measurement (dBm)	level (dBm)	Limit (dBm)	Margin (dB)	Result
---	---	---	---	---	---

Pre Measurements

Frequency (MHz)	Level (dBm)	Margin (dB)	Limit (dBm)
2488.497131	-11.8	15.4	3.6
2498.491394	-22.8	26.4	3.6
19528.714938	-28.5	32.1	3.6
19898.502656	-29.3	32.9	3.6
17899.650127	-29.4	33.1	3.6
16130.665640	-29.4	33.1	3.6
24685.754462	-29.6	33.2	3.6
25945.031555	-29.7	33.3	3.6
20208.324798	-29.7	33.3	3.6
24655.771674	-29.7	33.3	3.6
17889.655865	-29.7	33.4	3.6
20268.290374	-29.8	33.4	3.6
19918.491181	-29.8	33.4	3.6
20018.433808	-29.8	33.5	3.6
19908.496919	-29.8	33.5	3.6

Measurement Settings

Start Frequency (MHz)	Stop Frequency (MHz)	Pre Measurement	Final Measurement
30.000000	2400.000000	1	1
2400.000000	2483.500000	1	1
2483.500000	26000.000000	1	1

Minimum Emission Bandwidth 6 dB (2422 MHz; 30.000 dBm; 40 MHz)

Customized settings.

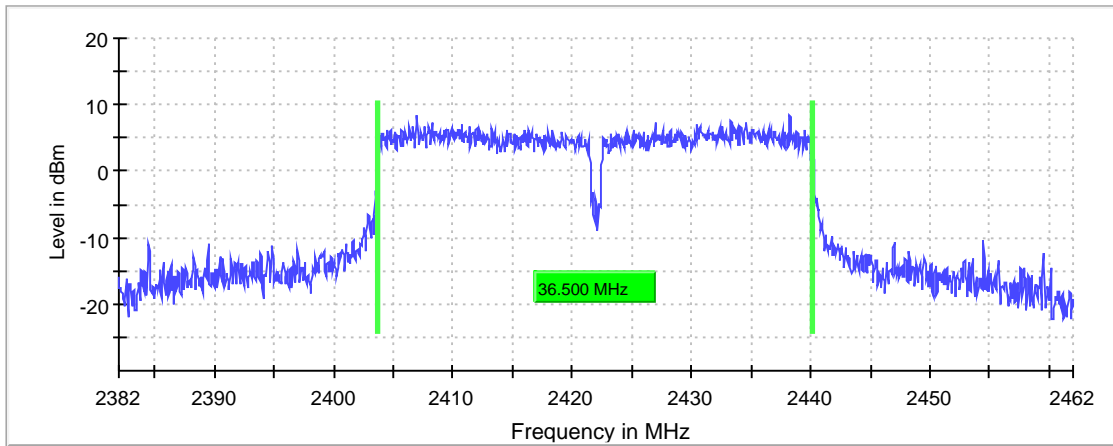
6 dB Bandwidth

DUT Frequency (MHz)	Bandwidth (MHz)	Limit Min (MHz)	Limit Max (MHz)	Band Edge Left (MHz)	Band Edge Right (MHz)
2422.000000	36.500000	0.500000	---	2403.725000	2440.225000

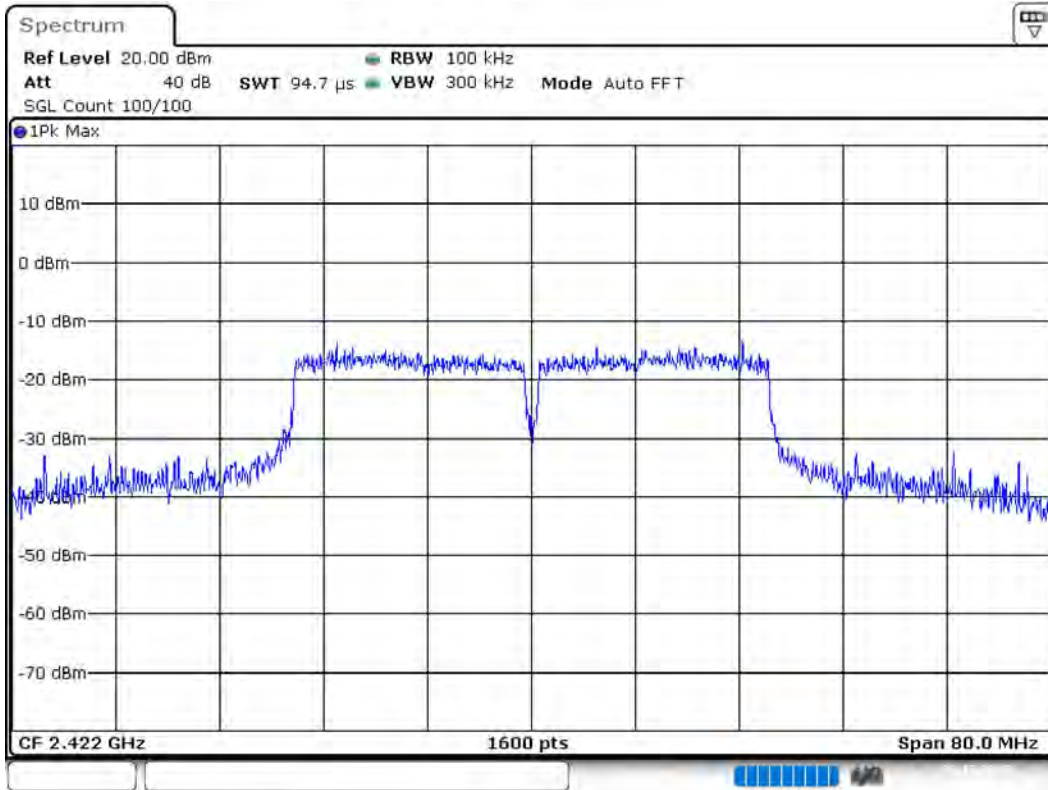
(continuation of the "6 dB Bandwidth" table from column 6 ...)

DUT Frequency (MHz)	Max Level (dBm)	Result
2422.000000	8.5	PASS

6 dB Bandwidth



Bandwidth



Date: 20. DEC. 2019 17:04:03

Occupied Channel Bandwidth 99% (2422 MHz; 30.000 dBm; 40 MHz)

Customized settings.

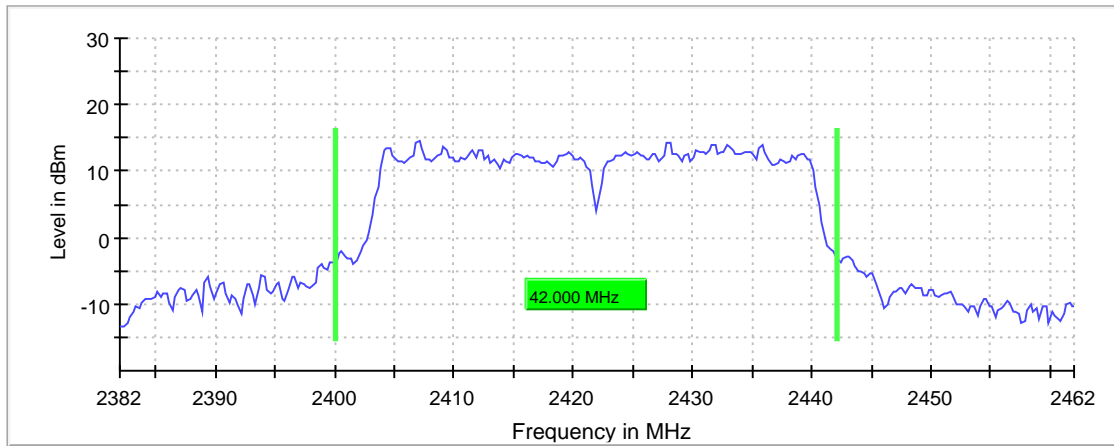
99 % Bandwidth

DUT Frequency (MHz)	Bandwidth (MHz)	Limit Min (MHz)	Limit Max (MHz)	Band Edge Left (MHz)	Band Edge Right (MHz)
2422.000000	42.000000	---	---	2400.125000	2442.125000

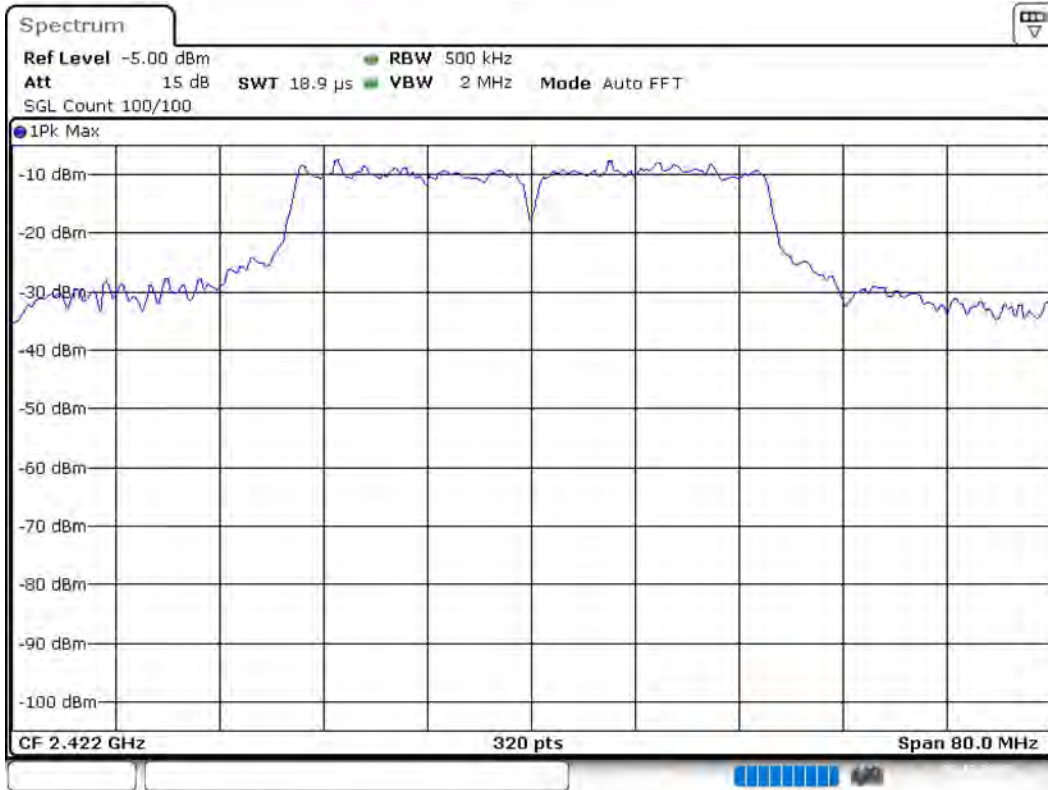
(continuation of the "99 % Bandwidth" table from column 6 ...)

DUT Frequency (MHz)	Result
2422.000000	PASS

99 % Bandwidth



Bandwidth



Date: 20. DEC. 2019 17:04:54

Band Edge low (2422 MHz; 30.000 dBm; 40 MHz)

Customized settings.

Result

DUT Frequency (MHz)	Result
2422.000000	PASS

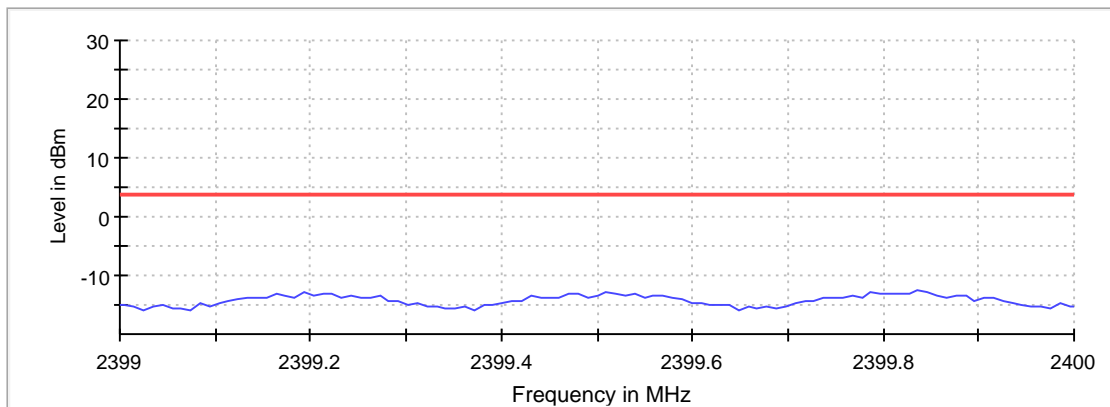
Inband Peak

Frequency (MHz)	Level (dBm)
2400.000000	-15.3

Measurements

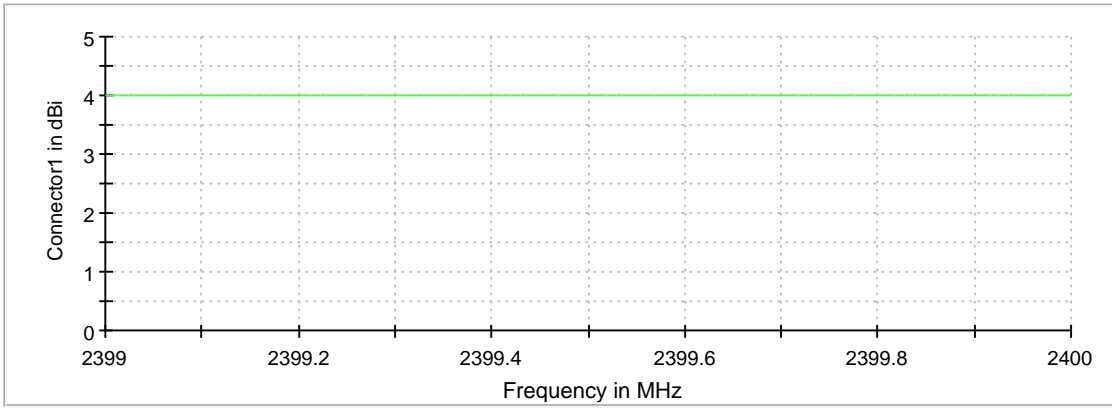
Frequency (MHz)	Level (dBm)	Margin (dB)	Limit (dBm)	Result
2399.836634	-12.4	16.2	3.8	PASS
2399.846535	-12.7	16.5	3.8	PASS
2399.509901	-12.8	16.6	3.8	PASS
2399.787129	-12.8	16.6	3.8	PASS
2399.193069	-12.9	16.7	3.8	PASS
2399.212871	-13.0	16.8	3.8	PASS
2399.480198	-13.0	16.9	3.8	PASS
2399.816832	-13.0	16.9	3.8	PASS
2399.519802	-13.1	16.9	3.8	PASS
2399.826733	-13.1	16.9	3.8	PASS
2399.806931	-13.1	16.9	3.8	PASS
2399.797030	-13.2	17.0	3.8	PASS
2399.539604	-13.2	17.0	3.8	PASS
2399.222772	-13.2	17.0	3.8	PASS
2399.163366	-13.2	17.0	3.8	PASS

Band Edge



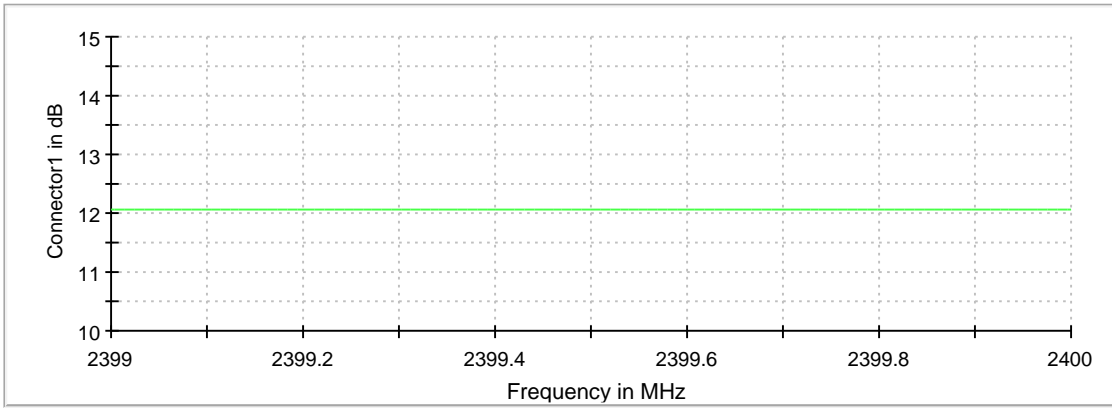
— Limit — Sum Level × Fail

Gain



Connector1

Attenuation



Connector1

Band Edge low(2) (2422 MHz; 30.000 dBm; 40 MHz)

Customized settings.

Result

DUT Frequency (MHz)	Result
2422.000000	PASS

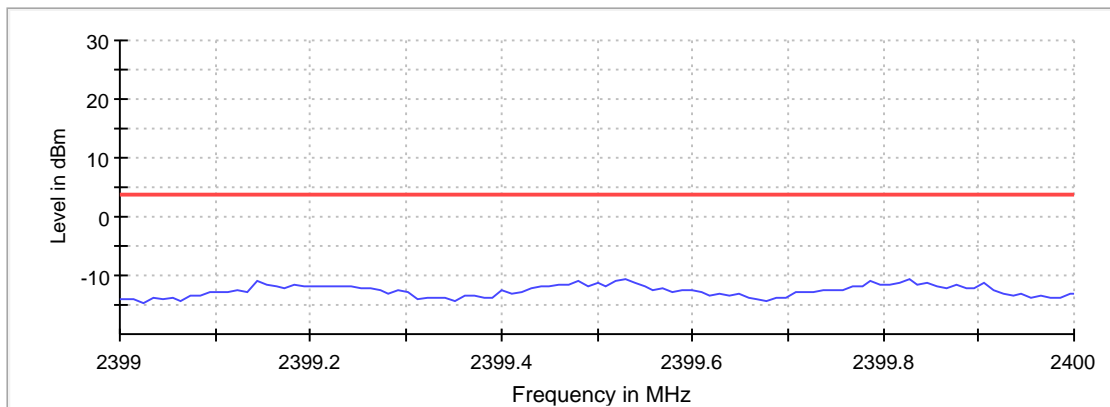
Inband Peak

Frequency (MHz)	Level (dBm)
2400.000000	-13.2

Measurements

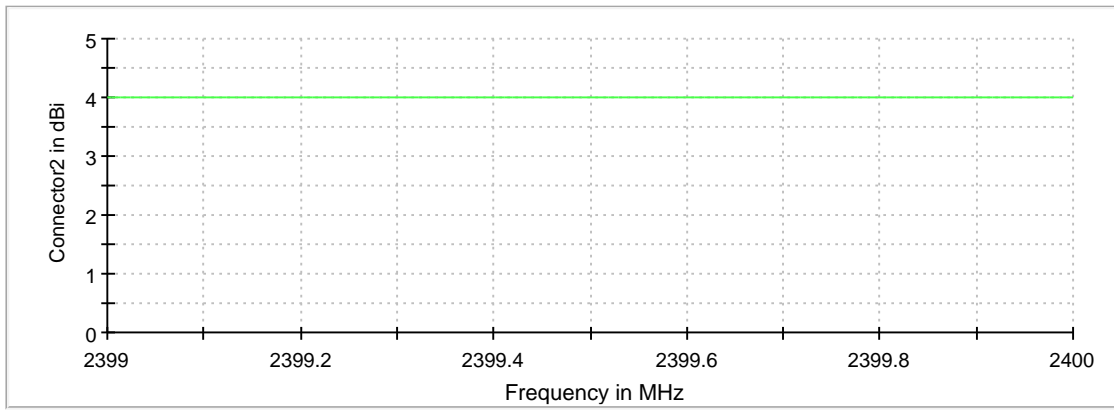
Frequency (MHz)	Level (dBm)	Margin (dB)	Limit (dBm)	Result
2399.826733	-10.6	14.5	3.8	PASS
2399.529703	-10.7	14.5	3.8	PASS
2399.787129	-10.8	14.7	3.8	PASS
2399.519802	-10.9	14.7	3.8	PASS
2399.143564	-10.9	14.7	3.8	PASS
2399.480198	-11.1	14.9	3.8	PASS
2399.846535	-11.2	15.1	3.8	PASS
2399.905941	-11.2	15.1	3.8	PASS
2399.539604	-11.3	15.1	3.8	PASS
2399.500000	-11.3	15.1	3.8	PASS
2399.816832	-11.4	15.2	3.8	PASS
2399.836634	-11.4	15.3	3.8	PASS
2399.460396	-11.5	15.3	3.8	PASS
2399.183168	-11.5	15.3	3.8	PASS
2399.153465	-11.5	15.4	3.8	PASS

Band Edge



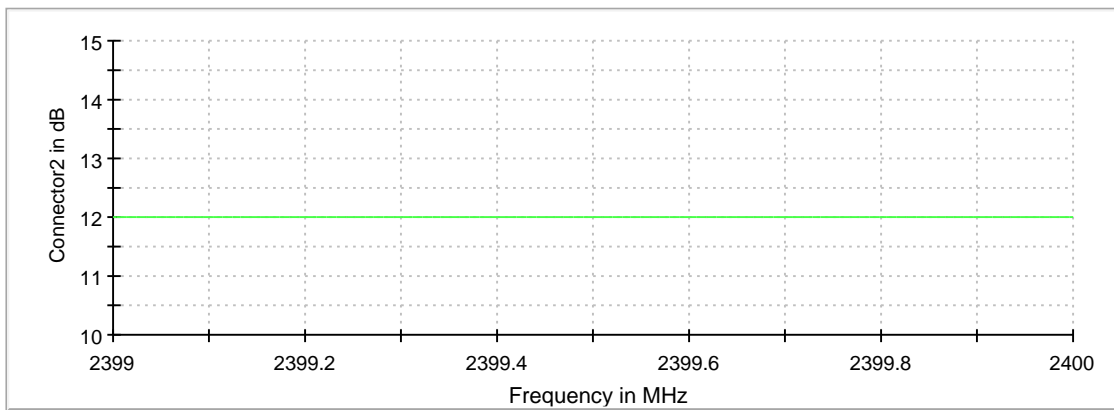
— Limit — Sum Level × Fail

Gain



Connector2

Attenuation



Connector2

Tx Spurious Emission (2422 MHz; 30.000 dBm; 40 MHz)

Customized settings.

Result

DUT Frequency (MHz)	Result
2422.000000	PASS

Final measurements

Frequency (MHz)	Level Pre Measurement (dBm)	level (dBm)	Limit (dBm)	Margin (dB)	Result
---	---	---	---	---	---

Pre Measurements

Frequency (MHz)	Level (dBm)	Margin (dB)	Limit (dBm)
2395.021008	-8.3	12.1	3.8
2385.063025	-10.3	14.1	3.8
2375.105042	-15.8	19.6	3.8
2365.147059	-26.6	30.4	3.8
17879.661602	-28.5	32.4	3.8
2488.497131	-28.7	32.5	3.8
16560.418933	-29.0	32.8	3.8
18179.489482	-29.2	33.0	3.8
16160.648428	-29.2	33.1	3.8
19918.491181	-29.3	33.1	3.8
20238.307586	-29.5	33.3	3.8
15870.814811	-29.5	33.3	3.8
25935.037293	-29.5	33.3	3.8
25315.393009	-29.5	33.4	3.8
17889.655865	-29.6	33.5	3.8

Measurement Settings

Start Frequency (MHz)	Stop Frequency (MHz)	Pre Measurement	Final Measurement
30.000000	2400.000000	1	1
2400.000000	2483.500000	1	1
2483.500000	26000.000000	1	1

Tx Spurious Emission(2) (2422 MHz; 30.000 dBm; 40 MHz)

Customized settings.

Result

DUT Frequency (MHz)	Result
2422.000000	PASS

Final measurements

Frequency (MHz)	Level Pre Measurement (dBm)	level (dBm)	Limit (dBm)	Margin (dB)	Result
---	---	---	---	---	---

Pre Measurements

Frequency (MHz)	Level (dBm)	Margin (dB)	Limit (dBm)
2385.063025	-4.4	8.3	3.8
2395.021008	-6.4	10.2	3.8
2375.105042	-17.3	21.2	3.8
2365.147059	-27.9	31.8	3.8
19918.491181	-28.6	32.4	3.8
2488.497131	-28.7	32.5	3.8
17909.644390	-28.7	32.6	3.8
17879.661602	-28.8	32.7	3.8
24665.765937	-29.1	32.9	3.8
15850.826286	-29.1	33.0	3.8
18849.105079	-29.3	33.2	3.8
17599.822248	-29.4	33.2	3.8
15840.832023	-29.4	33.2	3.8
2355.189076	-29.5	33.4	3.8
19888.508394	-29.5	33.4	3.8

Measurement Settings

Start Frequency (MHz)	Stop Frequency (MHz)	Pre Measurement	Final Measurement
30.000000	2400.000000	1	1
2400.000000	2483.500000	1	1
2483.500000	26000.000000	1	1

Minimum Emission Bandwidth 6 dB (2437 MHz; 30.000 dBm; 40 MHz)

Customized settings.

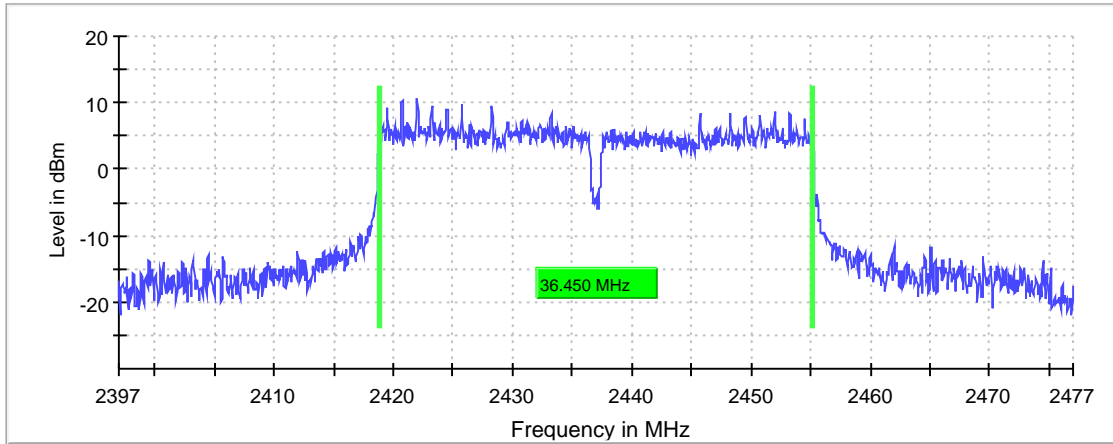
6 dB Bandwidth

DUT Frequency (MHz)	Bandwidth (MHz)	Limit Min (MHz)	Limit Max (MHz)	Band Edge Left (MHz)	Band Edge Right (MHz)
2437.000000	36.450000	0.500000	---	2418.775000	2455.225000

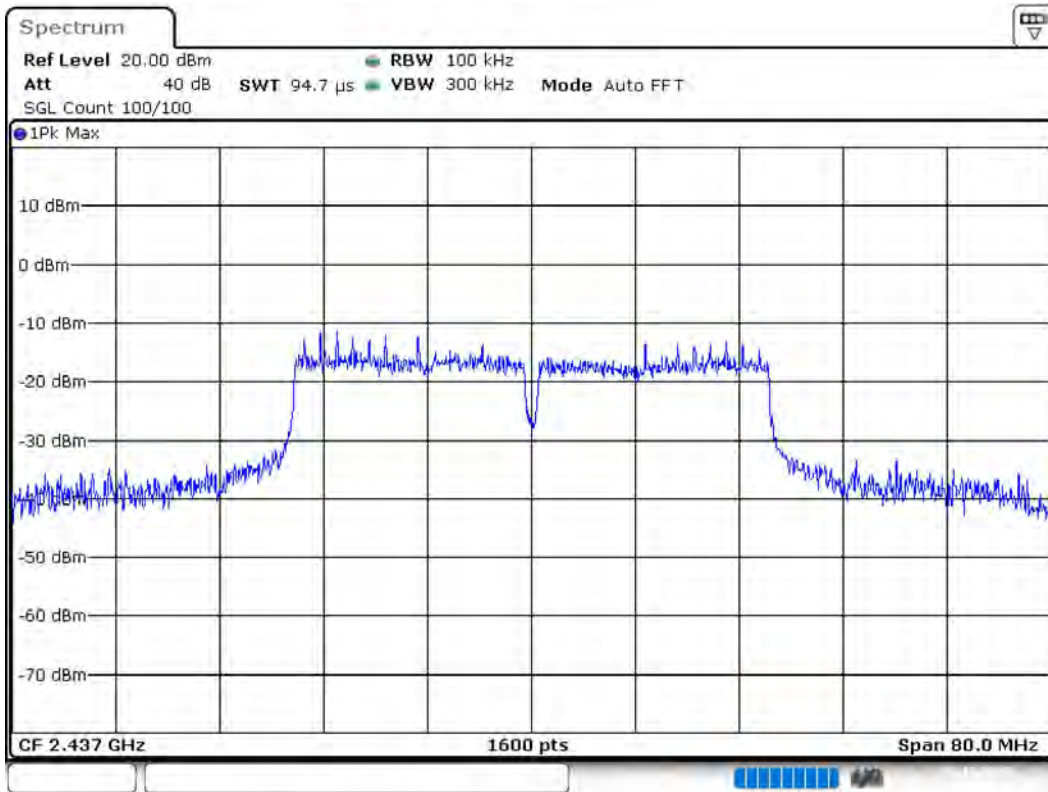
(continuation of the "6 dB Bandwidth" table from column 6 ...)

DUT Frequency (MHz)	Max Level (dBm)	Result
2437.000000	10.7	PASS

6 dB Bandwidth



Bandwidth



Date: 20.DEC.2019 17:07:09

Occupied Channel Bandwidth 99% (2437 MHz; 30.000 dBm; 40 MHz)

Customized settings.

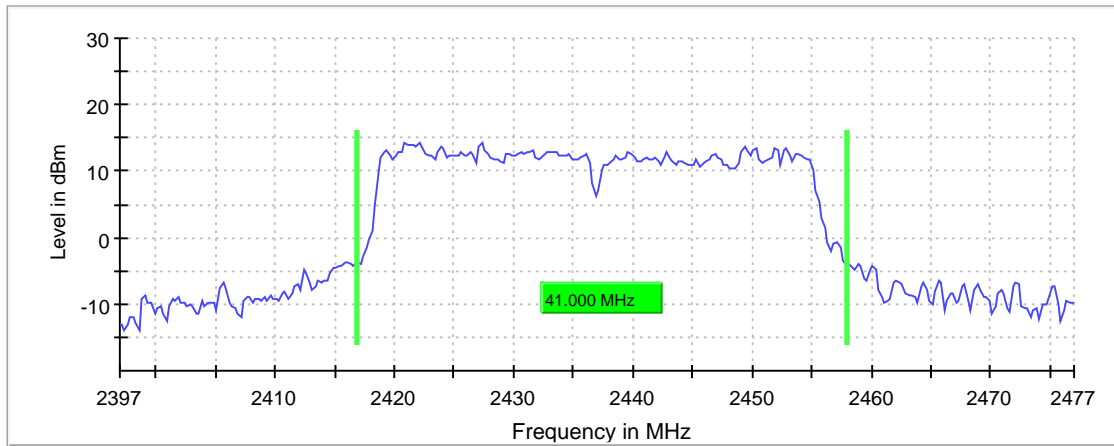
99 % Bandwidth

DUT Frequency (MHz)	Bandwidth (MHz)	Limit Min (MHz)	Limit Max (MHz)	Band Edge Left (MHz)	Band Edge Right (MHz)
2437.000000	41.000000	---	---	2416.875000	2457.875000

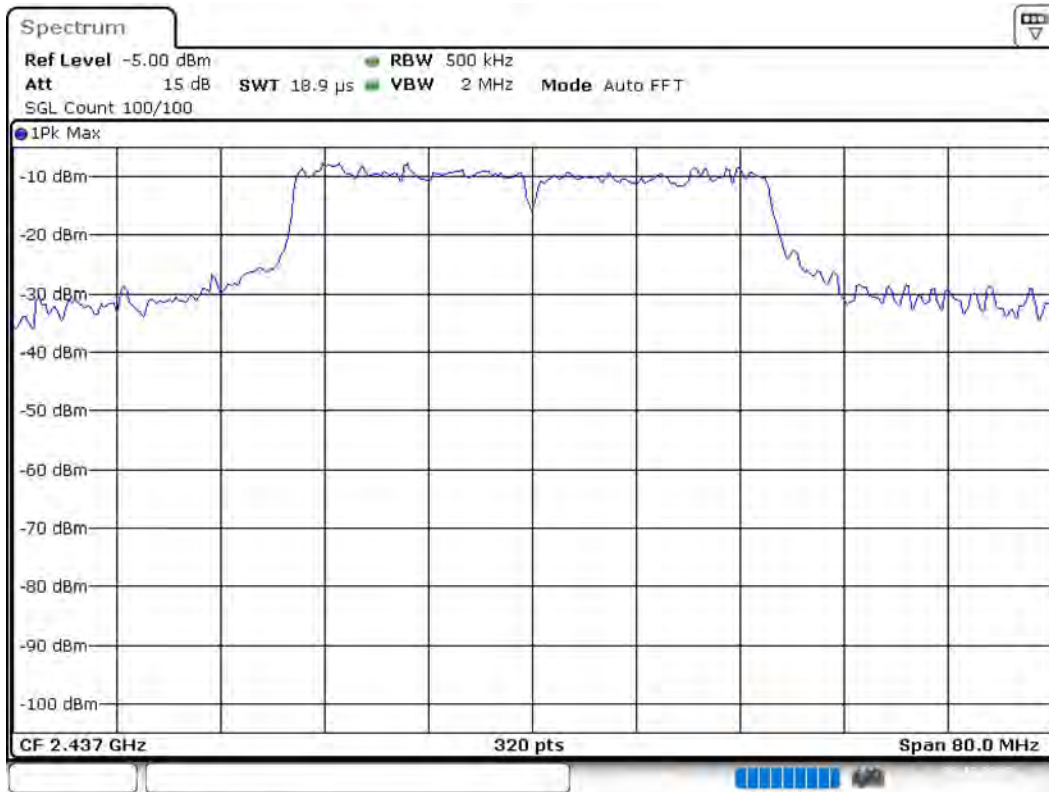
(continuation of the "99 % Bandwidth" table from column 6 ...)

DUT Frequency (MHz)	Result
2437.000000	PASS

99 % Bandwidth



Bandwidth



Date: 20. DEC. 2019 17:07:58

Tx Spurious Emission (2437 MHz; 30.000 dBm; 40 MHz)

Customized settings.

Result

DUT Frequency (MHz)	Result
2437.000000	PASS

Final measurements

Frequency (MHz)	Level Pre Measurement (dBm)	level (dBm)	Limit (dBm)	Margin (dB)	Result
---	---	---	---	---	---

Pre Measurements

Frequency (MHz)	Level (dBm)	Margin (dB)	Limit (dBm)
2395.021008	-8.3	12.0	3.7
2488.497131	-19.5	23.3	3.7
2385.063025	-21.3	25.0	3.7
19858.525606	-28.4	32.1	3.7
19538.709201	-28.5	32.2	3.7
23976.161815	-28.6	32.3	3.7
19898.502656	-28.8	32.5	3.7
2508.485657	-29.0	32.7	3.7
2375.105042	-29.1	32.8	3.7
17889.655865	-29.2	32.9	3.7
19918.491181	-29.2	32.9	3.7
25895.060242	-29.3	33.0	3.7
18579.259987	-29.3	33.0	3.7
20148.359222	-29.4	33.1	3.7
25855.083192	-29.5	33.2	3.7

Measurement Settings

Start Frequency (MHz)	Stop Frequency (MHz)	Pre Measurement	Final Measurement
30.000000	2400.000000	1	1
2400.000000	2483.500000	1	1
2483.500000	26000.000000	1	1

Tx Spurious Emission(2) (2437 MHz; 30.000 dBm; 40 MHz)

Customized settings.

Result

DUT Frequency (MHz)	Result
2437.000000	PASS

Final measurements

Frequency (MHz)	Level Pre Measurement (dBm)	level (dBm)	Limit (dBm)	Margin (dB)	Result
---	---	---	---	---	---

Pre Measurements

Frequency (MHz)	Level (dBm)	Margin (dB)	Limit (dBm)
2395.021008	-10.8	14.5	3.7
2385.063025	-18.1	21.8	3.7
2488.497131	-19.7	23.4	3.7
2498.491394	-25.2	28.9	3.7
20188.336273	-27.8	31.5	3.7
2375.105042	-28.4	32.1	3.7
17909.644390	-28.4	32.1	3.7
16180.636953	-28.5	32.2	3.7
25795.117616	-28.6	32.3	3.7
15890.803336	-29.0	32.7	3.7
25905.054505	-29.2	32.9	3.7
25965.020081	-29.3	33.0	3.7
19538.709201	-29.4	33.1	3.7
24575.817573	-29.5	33.2	3.7
20258.296111	-29.5	33.2	3.7

Measurement Settings

Start Frequency (MHz)	Stop Frequency (MHz)	Pre Measurement	Final Measurement
30.000000	2400.000000	1	1
2400.000000	2483.500000	1	1
2483.500000	26000.000000	1	1

Minimum Emission Bandwidth 6 dB (2452 MHz; 30.000 dBm; 40 MHz)

Customized settings.

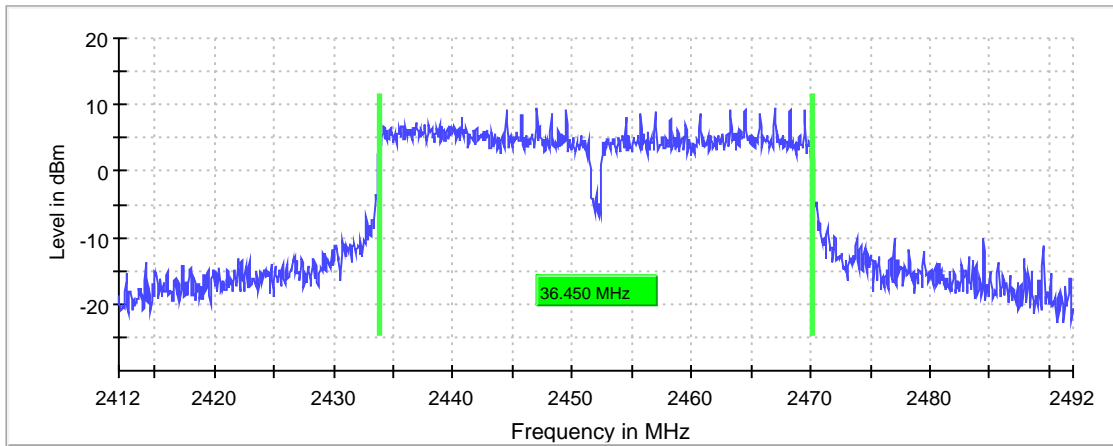
6 dB Bandwidth

DUT Frequency (MHz)	Bandwidth (MHz)	Limit Min (MHz)	Limit Max (MHz)	Band Edge Left (MHz)	Band Edge Right (MHz)
2452.000000	36.450000	0.500000	---	2433.775000	2470.225000

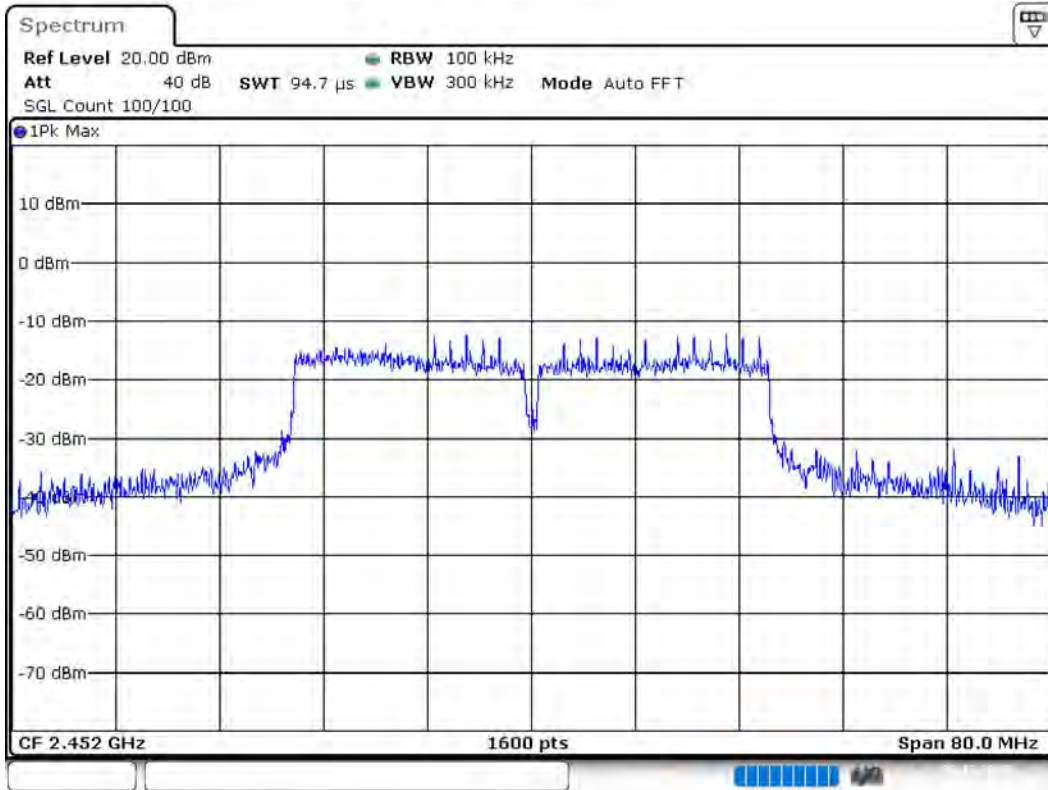
(continuation of the "6 dB Bandwidth" table from column 6 ...)

DUT Frequency (MHz)	Max Level (dBm)	Result
2452.000000	9.6	PASS

6 dB Bandwidth



Bandwidth



Date: 20.DEC.2019 17:11:02

Occupied Channel Bandwidth 99% (2452 MHz; 30.000 dBm; 40 MHz)

Customized settings.

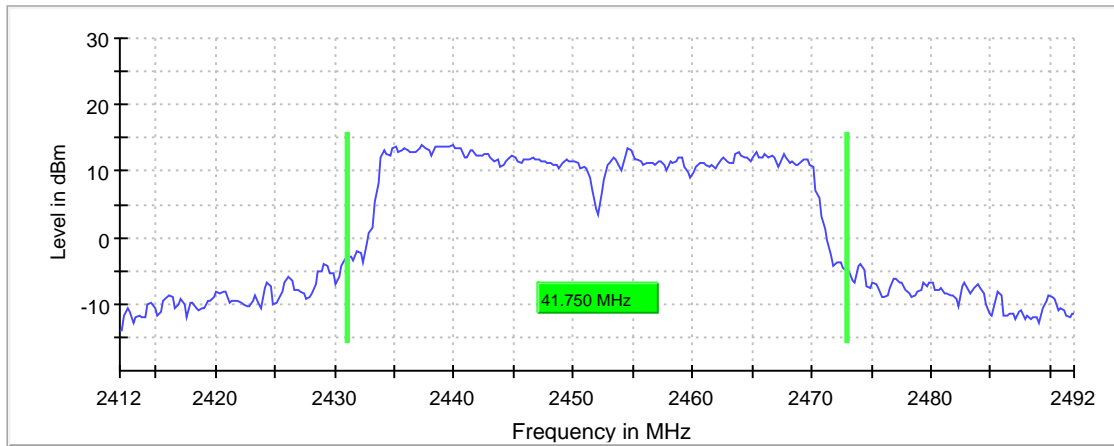
99 % Bandwidth

DUT Frequency (MHz)	Bandwidth (MHz)	Limit Min (MHz)	Limit Max (MHz)	Band Edge Left (MHz)	Band Edge Right (MHz)
2452.000000	41.750000	---	---	2431.125000	2472.875000

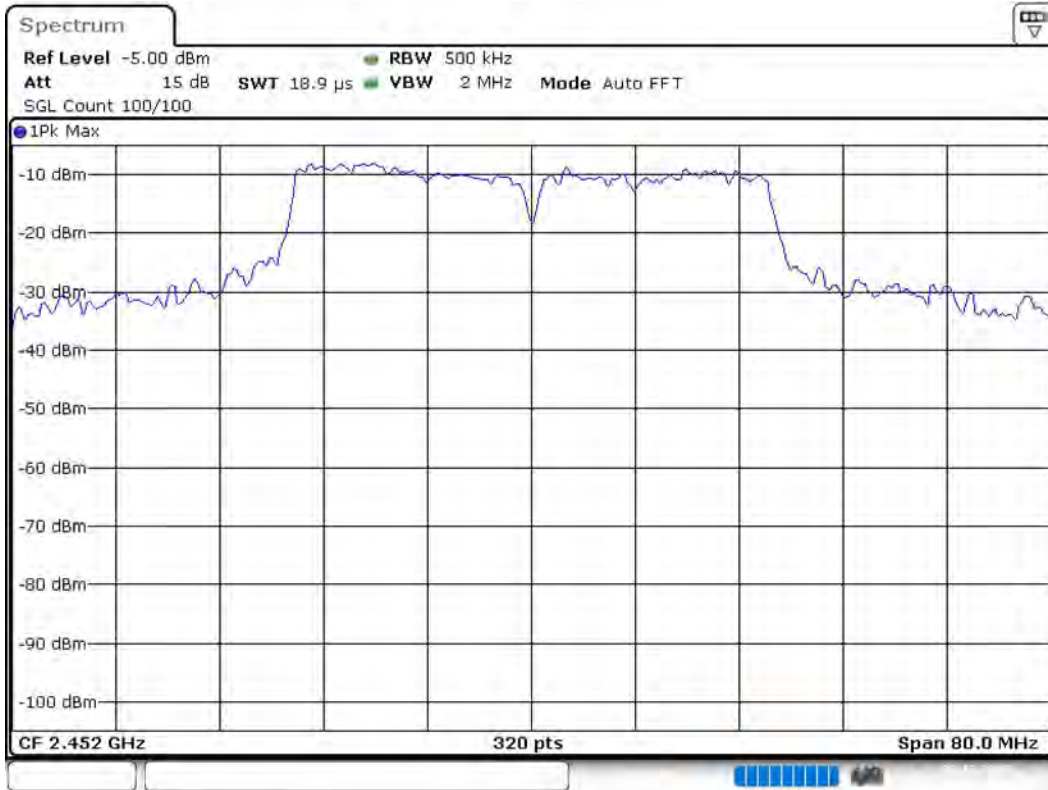
(continuation of the "99 % Bandwidth" table from column 6 ...)

DUT Frequency (MHz)	Result
2452.000000	PASS

99 % Bandwidth



Bandwidth



Date: 20. DEC. 2019 17:11:53

Band Edge high (2452 MHz; 30.000 dBm; 40 MHz)

Customized settings.

Result

DUT Frequency (MHz)	Result
2452.000000	PASS

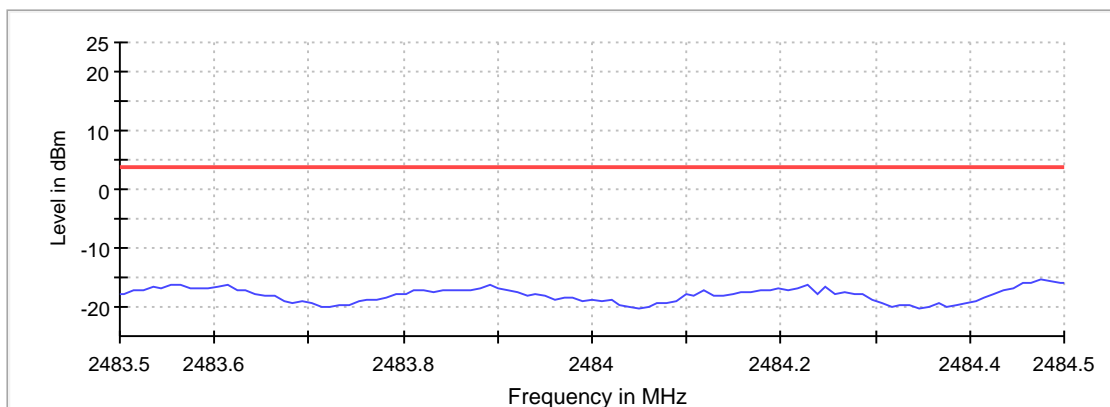
Inband Peak

Frequency (MHz)	Level (dBm)
2483.500000	-17.8

Measurements

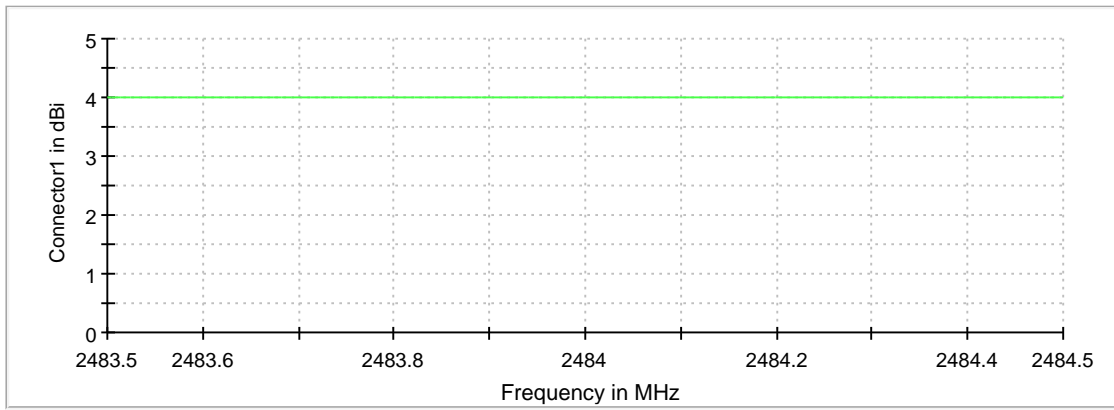
Frequency (MHz)	Level (dBm)	Margin (dB)	Limit (dBm)	Result
2484.475248	-15.5	19.1	3.6	PASS
2484.485149	-15.5	19.2	3.6	PASS
2484.500000	-15.8	19.4	3.6	PASS
2484.495050	-15.8	19.4	3.6	PASS
2484.465347	-15.9	19.6	3.6	PASS
2484.455446	-15.9	19.6	3.6	PASS
2483.564356	-16.1	19.7	3.6	PASS
2483.554455	-16.2	19.9	3.6	PASS
2483.613861	-16.2	19.9	3.6	PASS
2484.227723	-16.3	20.0	3.6	PASS
2483.891089	-16.3	20.0	3.6	PASS
2484.247525	-16.5	20.1	3.6	PASS
2483.534653	-16.6	20.2	3.6	PASS
2483.603960	-16.6	20.2	3.6	PASS
2484.445545	-16.7	20.4	3.6	PASS

Band Edge



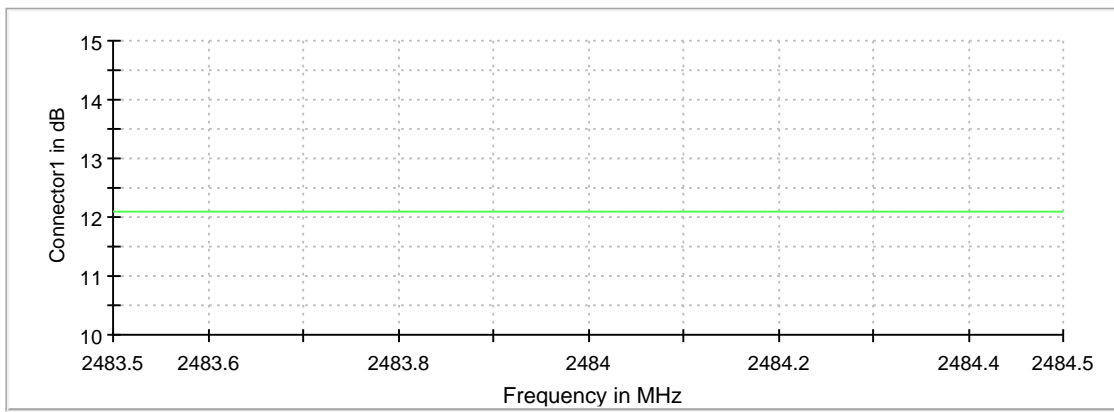
— Limit — Sum Level × Fail

Gain



Connector1

Attenuation



Connector1

Band Edge high(2) (2452 MHz; 30.000 dBm; 40 MHz)

Customized settings.

Result

DUT Frequency (MHz)	Result
2452.000000	PASS

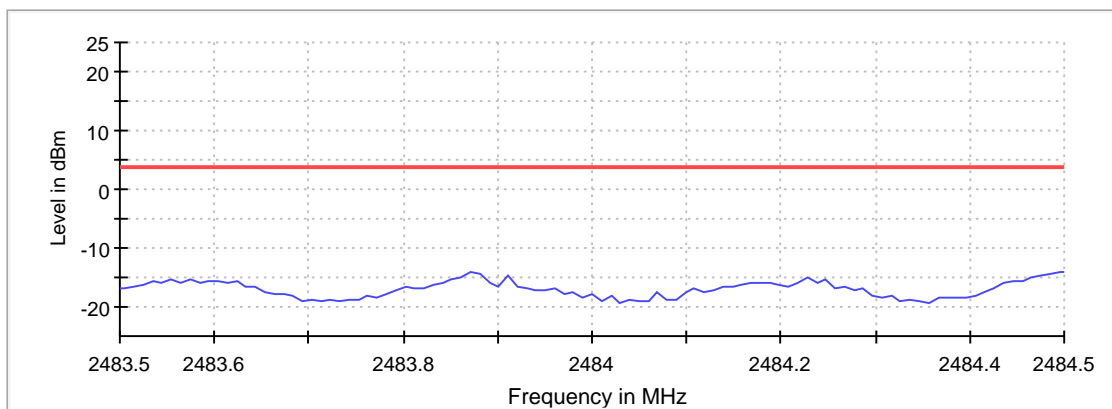
Inband Peak

Frequency (MHz)	Level (dBm)
2483.500000	-17.0

Measurements

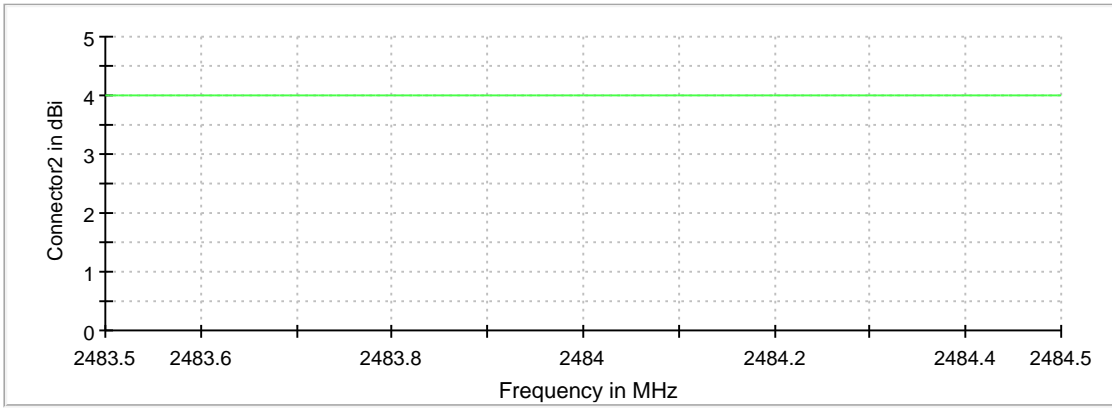
Frequency (MHz)	Level (dBm)	Margin (dB)	Limit (dBm)	Result
2484.500000	-14.0	17.6	3.6	PASS
2484.495050	-14.0	17.6	3.6	PASS
2483.871287	-14.1	17.7	3.6	PASS
2483.881188	-14.4	18.0	3.6	PASS
2484.485149	-14.5	18.1	3.6	PASS
2484.475248	-14.6	18.2	3.6	PASS
2483.910891	-14.8	18.5	3.6	PASS
2483.861386	-14.9	18.5	3.6	PASS
2484.227723	-15.0	18.6	3.6	PASS
2484.465347	-15.0	18.7	3.6	PASS
2483.851485	-15.2	18.8	3.6	PASS
2483.574257	-15.4	19.0	3.6	PASS
2484.247525	-15.4	19.0	3.6	PASS
2483.554455	-15.4	19.1	3.6	PASS
2483.623762	-15.6	19.3	3.6	PASS

Band Edge



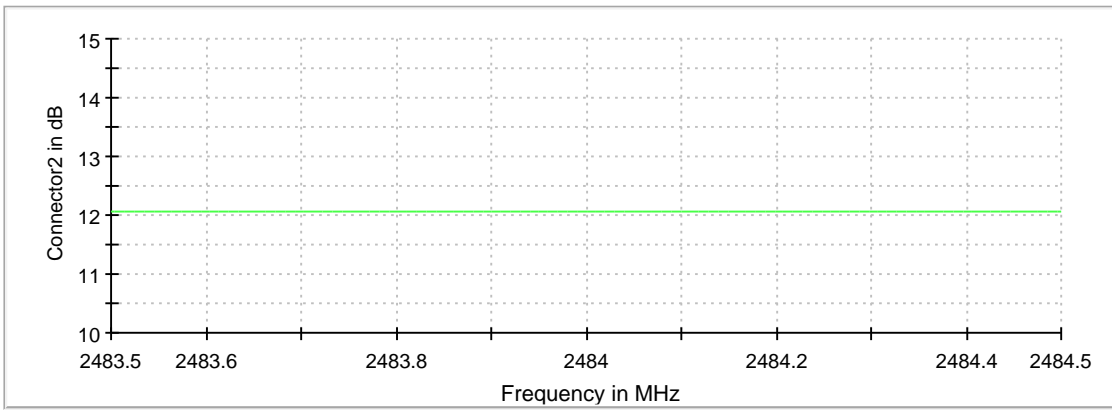
— Limit — Sum Level × Fail

Gain



Connector2

Attenuation



Connector2

Tx Spurious Emission (2452 MHz; 30.000 dBm; 40 MHz)

Customized settings.

Result

DUT Frequency (MHz)	Result
2452.000000	PASS

Final measurements

Frequency (MHz)	Level Pre Measurement (dBm)	level (dBm)	Limit (dBm)	Margin (dB)	Result
---	---	---	---	---	---

Pre Measurements

Frequency (MHz)	Level (dBm)	Margin (dB)	Limit (dBm)
2488.497131	-10.9	14.6	3.6
2498.491394	-16.2	19.9	3.6
2508.485657	-24.6	28.2	3.6
2395.021008	-25.9	29.5	3.6
20248.301849	-27.1	30.8	3.6
2385.063025	-27.3	31.0	3.6
20218.319061	-28.7	32.4	3.6
19938.479707	-28.8	32.5	3.6
19878.514131	-29.1	32.7	3.6
24705.742988	-29.2	32.8	3.6
17609.816511	-29.2	32.9	3.6
24535.840523	-29.3	32.9	3.6
25955.025818	-29.6	33.2	3.6
25905.054505	-29.6	33.2	3.6
19898.502656	-29.6	33.2	3.6

Measurement Settings

Start Frequency (MHz)	Stop Frequency (MHz)	Pre Measurement	Final Measurement
30.000000	2400.000000	1	1
2400.000000	2483.500000	1	1
2483.500000	26000.000000	1	1

Tx Spurious Emission(2) (2452 MHz; 30.000 dBm; 40 MHz)

Customized settings.

Result

DUT Frequency (MHz)	Result
2452.000000	PASS

Final measurements

Frequency (MHz)	Level Pre Measurement (dBm)	level (dBm)	Limit (dBm)	Margin (dB)	Result
---	---	---	---	---	---

Pre Measurements

Frequency (MHz)	Level (dBm)	Margin (dB)	Limit (dBm)
2488.497131	-11.1	14.7	3.6
2498.491394	-15.2	18.8	3.6
2395.021008	-21.0	24.6	3.6
2508.485657	-24.3	28.0	3.6
2518.479919	-27.9	31.5	3.6
2385.063025	-28.5	32.1	3.6
25945.031555	-28.5	32.1	3.6
16410.504994	-29.2	32.9	3.6
19908.496919	-29.4	33.0	3.6
25925.043030	-29.4	33.0	3.6
19858.525606	-29.5	33.1	3.6
17849.678814	-29.5	33.1	3.6
19868.519868	-29.6	33.2	3.6
20248.301849	-29.7	33.3	3.6
24685.754462	-29.7	33.3	3.6

Measurement Settings

Start Frequency (MHz)	Stop Frequency (MHz)	Pre Measurement	Final Measurement
30.000000	2400.000000	1	1
2400.000000	2483.500000	1	1
2483.500000	26000.000000	1	1