


## 13 Exhibit B - EUT Setup Photographs

### 13.1 AC Line Conducted Emission Front View




### 13.2 AC Line Conducted Emission Side View




### 13.3 Radiated Emission below 1 GHz Front View at 3m with Sector Antenna



### 13.4 Radiated Emission below 1 GHz Rear View at 3m with Sector Antenna




### 13.5 Radiated Emission above 1 GHz Front View at 3m with Sector Antenna



### 13.6 Radiated Emission above 1 GHz Rear View at 3m with Sector Antenna




### 13.7 Radiated Emission below 1 GHz Front View at 3m with Dish Antenna



### 13.8 Radiated Emission below 1 GHz Rear View at 3m with Dish Antenna



### 13.9 Radiated Emission above 1 GHz Front View at 3m with Dish Antenna



### 13.10 Radiated Emission above 1 GHz Rear View at 3m with Dish Antenna

