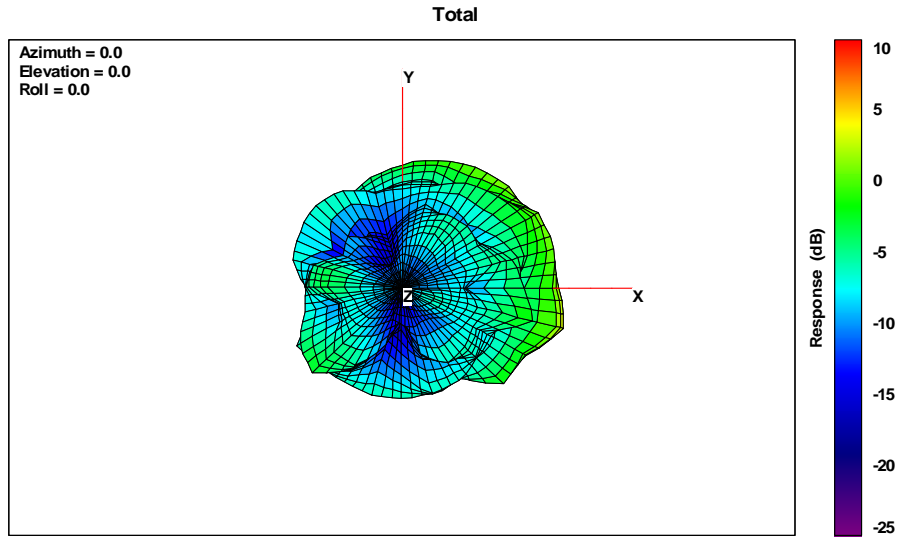


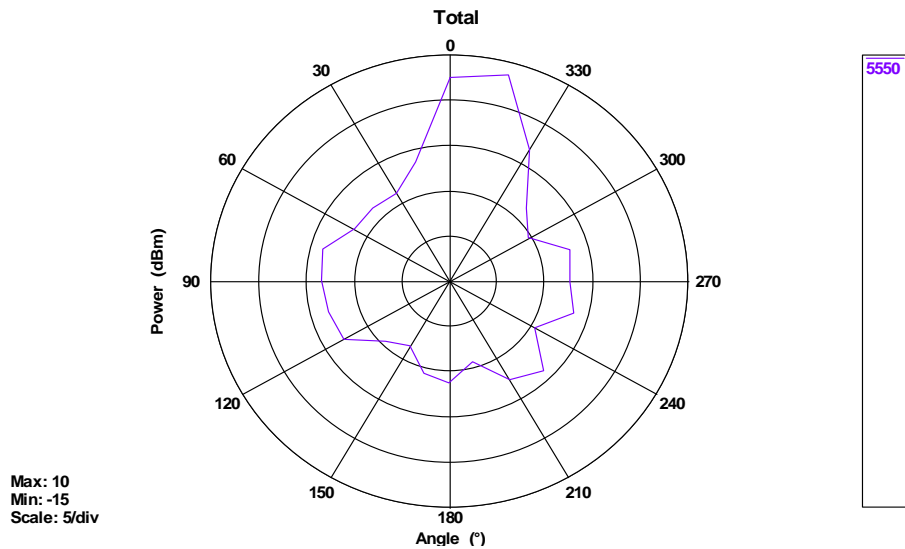
NBE-M5-19 Test Results

Frequency (MHz)	5150	5200	5250	5300	5350	5400	5450	5500	5550	5600	5650	5700	5750	5800	5850
Point Values															
Ant. Port Input Pwr. (dBm)	0.00	0.00	0.00	0.00	0.00	0.00	0.00	0.00	0.00	0.00	0.00	0.00	0.00	0.00	0.00
Tot. Rad. Pwr. (dBm)	-4.53	-4.61	-4.00	-3.74	-3.48	-3.06	-2.94	-2.91	-2.74	-2.84	-3.02	-3.22	-3.43	-3.68	-4.00
Peak EIRP (dBm)	5.40	4.95	5.41	5.30	5.82	6.92	7.46	7.95	8.50	8.62	8.56	8.22	7.87	7.39	6.76
Directivity (dBi)	9.93	9.55	9.41	9.04	9.30	9.98	10.39	10.86	11.24	11.47	11.58	11.44	11.29	11.07	10.76
Efficiency (dB)	-4.53	-4.61	-4.00	-3.74	-3.48	-3.06	-2.94	-2.91	-2.74	-2.84	-3.02	-3.22	-3.43	-3.68	-4.00
Efficiency (%)	35.24	34.62	39.79	42.30	44.87	49.44	50.86	51.16	53.25	51.96	49.91	47.66	45.44	42.83	39.80
Gain (dBi)	5.40	4.95	5.41	5.30	5.82	6.92	7.46	7.95	8.50	8.62	8.56	8.22	7.87	7.39	6.76
NHPRP ±Pi/4 (dBm)	-5.46	-5.67	-5.19	-4.99	-4.79	-4.41	-4.27	-4.20	-3.96	-3.99	-4.10	-4.26	-4.46	-4.74	-5.08
NHPRP ±Pi/6 (dBm)	-6.54	-6.82	-6.38	-6.18	-5.95	-5.51	-5.32	-5.22	-4.96	-4.96	-5.06	-5.22	-5.49	-5.84	-6.24
NHPRP ±Pi/8 (dBm)	-7.50	-7.77	-7.31	-7.10	-6.83	-6.35	-6.13	-6.02	-5.75	-5.75	-5.85	-6.03	-6.33	-6.72	-7.14
Upper Hem. PRP (dBm)	-9.27	-9.17	-8.26	-7.76	-7.37	-6.81	-6.52	-6.42	-6.18	-6.24	-6.34	-6.45	-6.60	-6.89	-7.30
Lower Hem. PRP (dBm)	-6.30	-6.48	-6.04	-5.93	-5.76	-5.43	-5.44	-5.47	-5.35	-5.50	-5.74	-6.02	-6.28	-6.50	-6.74

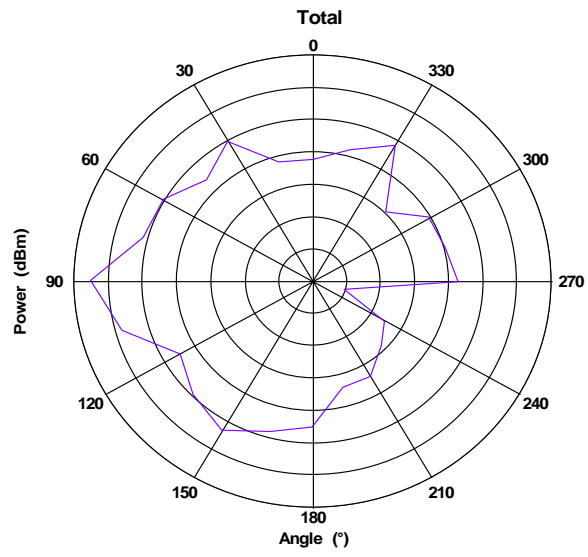
3D Pattern:



X-Y cut:

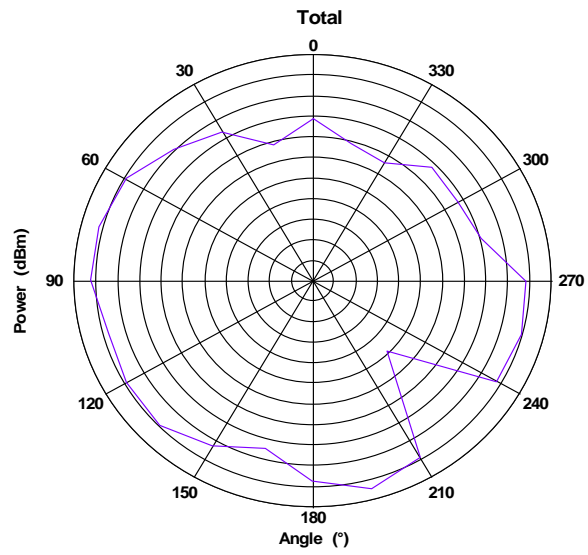


X-Z cut:



Max: 10
Min: -25
Scale: 5/div

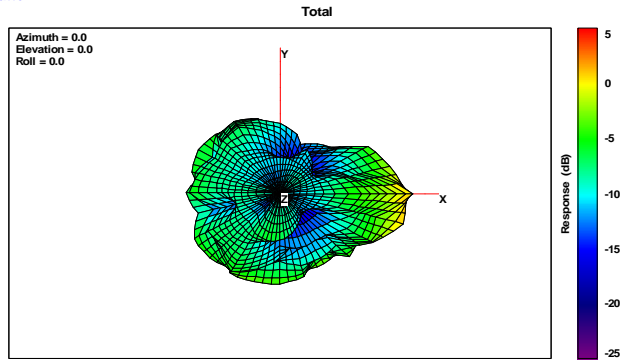
Y-Z cut:



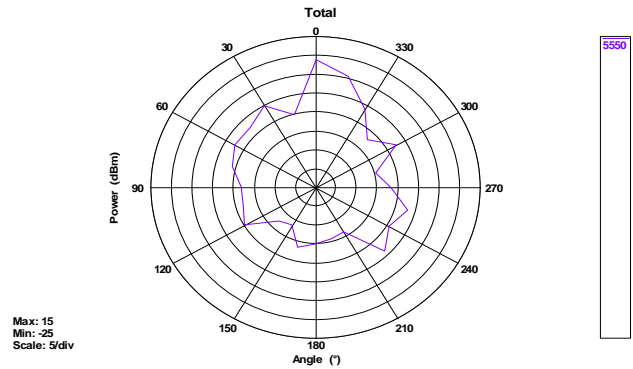
Max: 0
Min: -22
Scale: 2/div

NBE-M5-19 Test Results															
Frequency (MHz)	5150	5200	5250	5300	5350	5400	5450	5500	5550	5600	5650	5700	5750	5800	5850
Point Values															
Ant. Port Input Pwr. (dBm)	0.00	0.00	0.00	0.00	0.00	0.00	0.00	0.00	0.00	0.00	0.00	0.00	0.00	0.00	0.00
Tot. Rad. Pwr. (dBm)	-6.15	-6.33	-5.57	-5.02	-4.59	-4.00	-3.71	-3.55	-3.26	-3.28	-3.39	-3.55	-3.81	-4.07	-4.21
Peak EIRP (dBm)	2.31	1.43	1.82	3.15	4.58	6.57	8.25	9.14	9.61	9.47	9.73	10.36	10.76	10.92	10.90
Directivity (dBi)	8.46	7.76	7.39	8.17	9.17	10.57	11.96	12.69	12.87	12.75	13.12	13.91	14.57	14.99	15.11
Efficiency (dB)	-6.15	-6.33	-5.57	-5.02	-4.59	-4.00	-3.71	-3.55	-3.26	-3.28	-3.39	-3.55	-3.81	-4.07	-4.21
Efficiency (%)	24.28	23.30	27.72	31.47	34.77	39.82	42.56	44.12	47.17	46.96	45.81	44.18	41.59	39.16	37.90
Gain (dBi)	2.31	1.43	1.82	3.15	4.58	6.57	8.25	9.14	9.61	9.47	9.73	10.36	10.76	10.92	10.90
NHPRP ±PI/4 (dBm)	-7.25	-7.62	-6.99	-6.50	-6.03	-5.34	-4.94	-4.74	-4.46	-4.50	-4.61	-4.69	-4.84	-5.03	-5.14
NHPRP ±PI/6 (dBm)	-8.39	-8.92	-8.37	-7.88	-7.35	-6.54	-6.02	-5.73	-5.40	-5.43	-5.50	-5.51	-5.60	-5.75	-5.86
NHPRP ±PI/8 (dBm)	-9.38	-9.96	-9.44	-8.92	-8.34	-7.47	-6.86	-6.49	-6.11	-6.10	-6.16	-6.13	-6.19	-6.32	-6.41
Upper Hem. PRP (dBm)	-10.51	-10.95	-10.37	-9.94	-9.63	-9.08	-8.81	-8.67	-8.36	-8.29	-8.21	-8.14	-8.18	-8.22	-8.19
Lower Hem. PRP (dBm)	-8.13	-8.16	-7.32	-6.71	-6.22	-5.61	-5.32	-5.15	-4.87	-4.93	-5.13	-5.40	-5.79	-6.18	-6.43

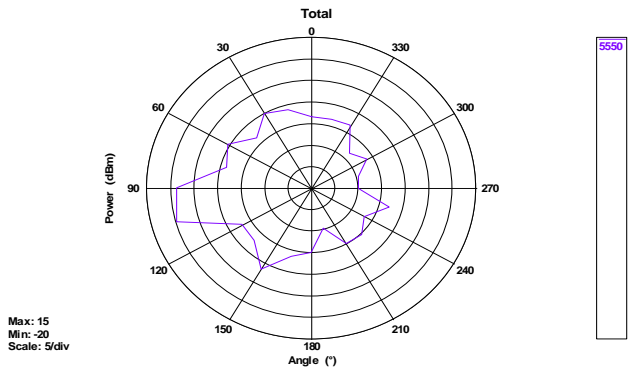
3D Pattern:



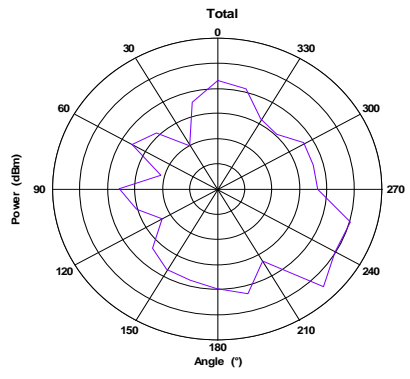
X-Y cut:



X-Z cut:



Y-Z cut:



5550