



Temperature	22°C	Humidity	54%
Test Engineer	Zero Chen & Stim Sung & Steven Liang	Configurations	IEEE 802.11ac MCS0/Nss1 VHT20 CH 140 / Chain 1 + Chain 2 + Chain 3 + Chain 4
Test Date	Jul. 31, 2016		

Horizontal

	Freq	Level	Limit Line	Over Limit	Read Level	CableAntenna Loss	Antenna Factor	Preamp Factor	A/Pos	T/Pos	Remark	Pol/Phase
	MHz	dBuV/m	dBuV/m	dB	dBuV	dB	dB/m	dB	cm	deg		
1	11396.22	56.29	74.00	-17.71	40.71	10.73	39.58	34.73	169	93	Peak	HORIZONTAL
2	11399.22	43.44	54.00	-10.56	27.86	10.73	39.58	34.73	169	93	Average	HORIZONTAL

Vertical

	Freq	Level	Limit Line	Over Limit	Read Level	CableAntenna Loss	Antenna Factor	Preamp Factor	A/Pos	T/Pos	Remark	Pol/Phase
	MHz	dBuV/m	dBuV/m	dB	dBuV	dB	dB/m	dB	cm	deg		
1	11395.12	56.62	74.00	-17.38	41.04	10.73	39.58	34.73	168	131	Peak	VERTICAL
2	11396.28	43.43	54.00	-10.57	27.85	10.73	39.58	34.73	168	131	Average	VERTICAL



Temperature	22°C	Humidity	54%
Test Engineer	Zero Chen & Stim Sung & Steven Liang	Configurations	IEEE 802.11ac MCS0/Nss1 VHT20 CH 149 / Chain 1 + Chain 2 + Chain 3 + Chain 4
Test Date	Jul. 31, 2016		

Horizontal

	Freq	Level	Limit Line	Over Limit	Read Level	CableAntenna Loss	Antenna Factor	Preamp Factor	A/Pos	T/Pos	Remark	Pol/Phase
	MHz	dBuV/m	dBuV/m	dB	dBuV	dB	dB/m	dB	cm	deg		
1	11485.40	43.40	54.00	-10.60	27.70	10.75	39.70	34.75	157	269	Average	HORIZONTAL
2	11487.16	56.75	74.00	-17.25	41.05	10.75	39.70	34.75	157	269	Peak	HORIZONTAL

Vertical

	Freq	Level	Limit Line	Over Limit	Read Level	CableAntenna Loss	Antenna Factor	Preamp Factor	A/Pos	T/Pos	Remark	Pol/Phase
	MHz	dBuV/m	dBuV/m	dB	dBuV	dB	dB/m	dB	cm	deg		
1	11485.90	43.60	54.00	-10.40	27.90	10.75	39.70	34.75	160	321	Average	VERTICAL
2	11490.88	56.25	74.00	-17.75	40.55	10.75	39.70	34.75	160	321	Peak	VERTICAL



Temperature	22°C	Humidity	54%
Test Engineer	Zero Chen & Stim Sung & Steven Liang	Configurations	IEEE 802.11ac MCS0/Nss1 VHT20 CH 157 / Chain 1 + Chain 2 + Chain 3 + Chain 4
Test Date	Jul. 31, 2016		

Horizontal

	Freq	Level	Limit Line	Over Limit	Read Level	CableAntenna Loss	Antenna Factor	Preamp Factor	A/Pos	T/Pos	Remark	Pol/Phase
	MHz	dBuV/m	dBuV/m	dB	dBuV	dB	dB/m	dB	cm	deg		
1	11566.16	44.54	54.00	-9.46	28.89	10.76	39.65	34.76	153	49	Average	HORIZONTAL
2	11569.38	56.19	74.00	-17.81	40.54	10.76	39.65	34.76	153	49	Peak	HORIZONTAL

Vertical

	Freq	Level	Limit Line	Over Limit	Read Level	CableAntenna Loss	Antenna Factor	Preamp Factor	A/Pos	T/Pos	Remark	Pol/Phase
	MHz	dBuV/m	dBuV/m	dB	dBuV	dB	dB/m	dB	cm	deg		
1	11565.84	43.91	54.00	-10.09	28.26	10.76	39.65	34.76	150	200	Average	VERTICAL
2	11571.02	56.88	74.00	-17.12	41.23	10.76	39.65	34.76	150	200	Peak	VERTICAL



Temperature	22°C	Humidity	54%
Test Engineer	Zero Chen & Stim Sung & Steven Liang	Configurations	IEEE 802.11ac MCS0/Nss1 VHT20 CH 165 / Chain 1 + Chain 2 + Chain 3 + Chain 4
Test Date	Jul. 31, 2016		

Horizontal

	Freq	Level	Limit Line	Over Limit	Read Level	CableAntenna Loss	Antenna Factor	Preamp Factor	A/Pos	T/Pos	Remark	Pol/Phase
	MHz	dBuV/m	dBuV/m	dB	dBuV	dB	dB/m	dB	cm	deg		
1	11645.84	43.86	54.00	-10.14	28.27	10.77	39.59	34.77	147	149	Average	HORIZONTAL
2	11647.72	56.97	74.00	-17.03	41.38	10.77	39.59	34.77	147	149	Peak	HORIZONTAL

Vertical

	Freq	Level	Limit Line	Over Limit	Read Level	CableAntenna Loss	Antenna Factor	Preamp Factor	A/Pos	T/Pos	Remark	Pol/Phase
	MHz	dBuV/m	dBuV/m	dB	dBuV	dB	dB/m	dB	cm	deg		
1	11648.80	43.80	54.00	-10.20	28.21	10.77	39.59	34.77	145	42	Average	VERTICAL
2	11649.82	56.90	74.00	-17.10	41.31	10.77	39.59	34.77	145	42	Peak	VERTICAL



Temperature	22°C	Humidity	54%
Test Engineer	Zero Chen & Stim Sung & Steven Liang	Configurations	IEEE 802.11ac MCS0/Nss1 VHT40 CH 38 / Chain 1 + Chain 2 + Chain 3 + Chain 4
Test Date	Jul. 31, 2016		

Horizontal

	Freq	Level	Limit Line	Over Limit	Read Level	CableAntenna Loss	Antenna Factor	Preamp Factor	A/Pos	T/Pos	Remark	Pol/Phase
	MHz	dBuV/m	dBuV/m	dB	dBuV	dB	dB/m	dB	cm	deg		
1	15566.04	47.19	54.00	-6.81	30.58	13.38	38.39	35.16	141	86	Average	HORIZONTAL
2	15572.26	60.49	74.00	-13.51	43.88	13.38	38.39	35.16	141	86	Peak	HORIZONTAL

Vertical

	Freq	Level	Limit Line	Over Limit	Read Level	CableAntenna Loss	Antenna Factor	Preamp Factor	A/Pos	T/Pos	Remark	Pol/Phase
	MHz	dBuV/m	dBuV/m	dB	dBuV	dB	dB/m	dB	cm	deg		
1	15570.16	59.69	74.00	-14.31	43.08	13.38	38.39	35.16	140	158	Peak	VERTICAL
2	15573.82	46.91	54.00	-7.09	30.30	13.38	38.39	35.16	140	158	Average	VERTICAL



Temperature	22°C	Humidity	54%
Test Engineer	Zero Chen & Stim Sung & Steven Liang	Configurations	IEEE 802.11ac MCS0/Nss1 VHT40 CH 46 / Chain 1 + Chain 2 + Chain 3 + Chain 4
Test Date	Jul. 31, 2016		

Horizontal

	Freq	Level	Limit Line	Over Limit	Read Level	CableAntenna Loss	Antenna Factor	Preamp Factor	A/Pos	T/Pos	Remark	Pol/Phase
	MHz	dBuV/m	dBuV/m	dB	dBuV	dB	dB/m	dB	cm	deg		
1	15685.04	59.53	74.00	-14.47	43.07	13.39	38.28	35.21	137	284	Peak	HORIZONTAL
2	15691.24	46.95	54.00	-7.05	30.57	13.39	38.23	35.24	137	284	Average	HORIZONTAL

Vertical

	Freq	Level	Limit Line	Over Limit	Read Level	CableAntenna Loss	Antenna Factor	Preamp Factor	A/Pos	T/Pos	Remark	Pol/Phase
	MHz	dBuV/m	dBuV/m	dB	dBuV	dB	dB/m	dB	cm	deg		
1	15690.46	46.98	54.00	-7.02	30.52	13.39	38.28	35.21	139	333	Average	VERTICAL
2	15691.60	59.49	74.00	-14.51	43.11	13.39	38.23	35.24	139	333	Peak	VERTICAL

Temperature	22°C	Humidity	54%
Test Engineer	Zero Chen & Stim Sung & Steven Liang	Configurations	IEEE 802.11ac MCS0/Nss1 VHT40 CH 54 / Chain 1 + Chain 2 + Chain 3 + Chain 4
Test Date	Jul. 31, 2016		

Horizontal

	Freq	Level	Limit	Over	Read	CableAntenna	Preamp	A/Pos	T/Pos	Remark	Pol/Phase
	MHz	dBuV/m	dBuV/m	dB	dBuV	dB	dB/m	dB	cm	deg	
1	15807.30	47.32	54.00	-6.68	31.10	13.39	38.12	35.29	134	239 Average	HORIZONTAL
2	15811.40	59.56	74.00	-14.44	43.34	13.39	38.12	35.29	134	239 Peak	HORIZONTAL

Vertical

	Freq	Level	Limit	Over	Read	CableAntenna	Preamp	A/Pos	T/Pos	Remark	Pol/Phase
	MHz	dBuV/m	dBuV/m	dB	dBuV	dB	dB/m	dB	cm	deg	
1	15807.28	47.22	54.00	-6.78	31.00	13.39	38.12	35.29	137	181 Average	VERTICAL
2	15812.90	60.40	74.00	-13.60	44.18	13.39	38.12	35.29	137	181 Peak	VERTICAL



Temperature	22°C	Humidity	54%
Test Engineer	Zero Chen & Stim Sung & Steven Liang	Configurations	IEEE 802.11ac MCS0/Nss1 VHT40 CH 62 / Chain 1 + Chain 2 + Chain 3 + Chain 4
Test Date	Jul. 31, 2016		

Horizontal

	Freq	Level	Limit Line	Over Limit	Read Level	CableAntenna Loss	Antenna Factor	Preamp Factor	A/Pos	T/Pos	Remark	Pol/Phase
	MHz	dBuV/m	dBuV/m	dB	dBuV	dB	dB/m	dB	cm	deg		
1	10621.00	42.67	54.00	-11.33	28.00	10.59	38.94	34.86	132	6	Average	HORIZONTAL
2	10624.90	55.49	74.00	-18.51	40.78	10.60	38.95	34.84	132	6	Peak	HORIZONTAL

Vertical

	Freq	Level	Limit Line	Over Limit	Read Level	CableAntenna Loss	Antenna Factor	Preamp Factor	A/Pos	T/Pos	Remark	Pol/Phase
	MHz	dBuV/m	dBuV/m	dB	dBuV	dB	dB/m	dB	cm	deg		
1	10623.28	42.51	54.00	-11.49	27.80	10.60	38.95	34.84	132	132	Average	VERTICAL
2	10623.94	54.93	74.00	-19.07	40.22	10.60	38.95	34.84	132	132	Peak	VERTICAL



Temperature	22°C	Humidity	54%
Test Engineer	Zero Chen & Stim Sung & Steven Liang	Configurations	IEEE 802.11ac MCS0/Nss1 VHT40 CH 102 / Chain 1 + Chain 2 + Chain 3 + Chain 4
Test Date	Jul. 31, 2016		

Horizontal

	Freq	Level	Limit Line	Over Limit	Read Level	CableAntenna Loss	Antenna Factor	Preamp Factor	A/Pos	T/Pos	Remark	Pol/Phase
	MHz	dBuV/m	dBuV/m	dB	dBuV	dB	dB/m	dB	cm	deg		
1	11019.10	55.77	74.00	-18.23	40.68	10.66	39.10	34.67	137	66	Peak	HORIZONTAL
2	11022.80	42.62	54.00	-11.38	27.53	10.66	39.10	34.67	137	66	Average	HORIZONTAL

Vertical

	Freq	Level	Limit Line	Over Limit	Read Level	CableAntenna Loss	Antenna Factor	Preamp Factor	A/Pos	T/Pos	Remark	Pol/Phase
	MHz	dBuV/m	dBuV/m	dB	dBuV	dB	dB/m	dB	cm	deg		
1	11015.56	42.89	54.00	-11.11	27.80	10.66	39.10	34.67	140	120	Average	VERTICAL
2	11024.42	55.21	74.00	-18.79	40.12	10.66	39.10	34.67	140	120	Peak	VERTICAL



Temperature	22°C	Humidity	54%
Test Engineer	Zero Chen & Stim Sung & Steven Liang	Configurations	IEEE 802.11ac MCS0/Nss1 VHT40 CH 110 / Chain 1 + Chain 2 + Chain 3 + Chain 4
Test Date	Jul. 31, 2016		

Horizontal

	Freq	Level	Limit Line	Over Limit	Read Level	CableAntenna Loss	Antenna Factor	Preamp Factor	A/Pos	T/Pos	Remark	Pol/Phase
	MHz	dBuV/m	dBuV/m	dB	dBuV	dB	dB/m	dB	cm	deg		
1	11097.76	43.35	54.00	-10.65	28.14	10.68	39.22	34.69	119	156	Average	HORIZONTAL
2	11104.84	55.78	74.00	-18.22	40.57	10.68	39.22	34.69	119	156	Peak	HORIZONTAL

Vertical

	Freq	Level	Limit Line	Over Limit	Read Level	CableAntenna Loss	Antenna Factor	Preamp Factor	A/Pos	T/Pos	Remark	Pol/Phase
	MHz	dBuV/m	dBuV/m	dB	dBuV	dB	dB/m	dB	cm	deg		
1	11104.24	55.85	74.00	-18.15	40.64	10.68	39.22	34.69	146	66	Peak	VERTICAL
2	11104.78	43.23	54.00	-10.77	28.02	10.68	39.22	34.69	146	66	Average	VERTICAL



Temperature	22°C	Humidity	54%
Test Engineer	Zero Chen & Stim Sung & Steven Liang	Configurations	IEEE 802.11ac MCS0/Nss1 VHT40 CH 134 / Chain 1 + Chain 2 + Chain 3 + Chain 4
Test Date	Jul. 31, 2016		

Horizontal

	Freq	Level	Limit Line	Over Limit	Read Level	CableAntenna Loss	Antenna Factor	Preamp Factor	A/Pos	T/Pos	Remark	Pol/Phase
	MHz	dBuV/m	dBuV/m	dB	dBuV	dB	dB/m	dB	cm	deg		
1	11335.30	43.07	54.00	-10.93	27.57	10.72	39.50	34.72	124	329	Average	HORIZONTAL
2	11340.00	55.60	74.00	-18.40	40.10	10.72	39.50	34.72	124	329	Peak	HORIZONTAL

Vertical

	Freq	Level	Limit Line	Over Limit	Read Level	CableAntenna Loss	Antenna Factor	Preamp Factor	A/Pos	T/Pos	Remark	Pol/Phase
	MHz	dBuV/m	dBuV/m	dB	dBuV	dB	dB/m	dB	cm	deg		
1	11336.98	43.13	54.00	-10.87	27.63	10.72	39.50	34.72	112	222	Average	VERTICAL
2	11338.78	56.09	74.00	-17.91	40.59	10.72	39.50	34.72	112	222	Peak	VERTICAL



Temperature	22°C	Humidity	54%
Test Engineer	Zero Chen & Stim Sung & Steven Liang	Configurations	IEEE 802.11ac MCS0/Nss1 VHT40 CH 151 / Chain 1 + Chain 2 + Chain 3 + Chain 4
Test Date	Jul. 31, 2016		

Horizontal

	Freq	Level	Limit Line	Over Limit	Read Level	CableAntenna Loss	Preamp Factor	A/Pos	T/Pos	Remark	Pol/Phase
	MHz	dBuV/m	dBuV/m	dB	dBuV	dB	dB/m	dB	cm	deg	
1	11505.50	56.05	74.00	-17.95	40.35	10.75	39.70	34.75	117	188 Peak	HORIZONTAL
2	11513.00	44.42	54.00	-9.58	28.72	10.75	39.70	34.75	117	188 Average	HORIZONTAL

Vertical

	Freq	Level	Limit Line	Over Limit	Read Level	CableAntenna Loss	Preamp Factor	A/Pos	T/Pos	Remark	Pol/Phase
	MHz	dBuV/m	dBuV/m	dB	dBuV	dB	dB/m	dB	cm	deg	
1	11505.38	43.39	54.00	-10.61	27.69	10.75	39.70	34.75	115	6 Average	VERTICAL
2	11509.96	57.17	74.00	-16.83	41.47	10.75	39.70	34.75	115	6 Peak	VERTICAL

Temperature	22°C	Humidity	54%
Test Engineer	Zero Chen & Stim Sung & Steven Liang	Configurations	IEEE 802.11ac MCS0/Nss1 VHT40 CH 159 / Chain 1 + Chain 2 + Chain 3 + Chain 4
Test Date	Jul. 31, 2016		

Horizontal

	Freq	Level	Limit Line	Over Limit	Read Level	CableAntenna Loss	Antenna Factor	Preamp Factor	A/Pos	T/Pos	Remark	Pol/Phase
	MHz	dBuV/m	dBuV/m	dB	dBuV	dB	dB/m	dB	cm	deg		
1	11590.76	43.77	54.00	-10.23	28.16	10.76	39.62	34.77	184	231	Average	HORIZONTAL
2	11591.50	56.83	74.00	-17.17	41.22	10.76	39.62	34.77	184	231	Peak	HORIZONTAL

Vertical

	Freq	Level	Limit Line	Over Limit	Read Level	CableAntenna Loss	Antenna Factor	Preamp Factor	A/Pos	T/Pos	Remark	Pol/Phase
	MHz	dBuV/m	dBuV/m	dB	dBuV	dB	dB/m	dB	cm	deg		
1	11593.60	44.83	54.00	-9.17	29.22	10.76	39.62	34.77	182	179	Average	VERTICAL
2	11594.92	55.96	74.00	-18.04	40.35	10.76	39.62	34.77	182	179	Peak	VERTICAL



Temperature	22°C	Humidity	54%
Test Engineer	Zero Chen & Stim Sung & Steven Liang	Configurations	IEEE 802.11ac MCS0/Nss1 VHT80 CH 42 / Chain 1 + Chain 2 + Chain 3 + Chain 4
Test Date	Aug. 22, 2016		

Horizontal

	Freq	Level	Limit Line	Over Limit	Read Level	CableAntenna Loss	Antenna Factor	Preamp Factor	A/Pos	T/Pos	Remark	Pol/Phase
	MHz	dBuV/m	dBuV/m	dB	dBuV	dB	dB/m	dB	cm	deg		
1	15630.03	47.42	54.00	-6.58	30.91	12.11	37.98	33.58	197	118	Average	HORIZONTAL
2	15630.69	60.11	74.00	-13.89	43.60	12.11	37.98	33.58	197	118	Peak	HORIZONTAL

Vertical

	Freq	Level	Limit Line	Over Limit	Read Level	CableAntenna Loss	Antenna Factor	Preamp Factor	A/Pos	T/Pos	Remark	Pol/Phase
	MHz	dBuV/m	dBuV/m	dB	dBuV	dB	dB/m	dB	cm	deg		
1	15627.77	60.10	74.00	-13.90	43.59	12.11	37.98	33.58	153	231	Peak	VERTICAL
2	15630.72	47.43	54.00	-6.57	30.92	12.11	37.98	33.58	153	231	Average	VERTICAL



Temperature	22°C	Humidity	54%
Test Engineer	Zero Chen & Stim Sung & Steven Liang	Configurations	IEEE 802.11ac MCS0/Nss1 VHT80 CH 58 / Chain 1 + Chain 2 + Chain 3 + Chain 4
Test Date	Jul. 31, 2016		

Horizontal

	Freq	Level	Limit Line	Over Limit	Read Level	CableAntenna Loss	Antenna Factor	Preamp Factor	A/Pos	T/Pos	Remark	Pol/Phase
	MHz	dBuV/m	dBuV/m	dB	dBuV	dB	dB/m	dB	cm	deg		
1	15865.28	47.32	54.00	-6.68	31.18	13.39	38.06	35.31	186	326	Average	HORIZONTAL
2	15868.26	60.34	74.00	-13.66	44.20	13.39	38.06	35.31	186	326	Peak	HORIZONTAL

Vertical

	Freq	Level	Limit Line	Over Limit	Read Level	CableAntenna Loss	Antenna Factor	Preamp Factor	A/Pos	T/Pos	Remark	Pol/Phase
	MHz	dBuV/m	dBuV/m	dB	dBuV	dB	dB/m	dB	cm	deg		
1	15872.40	59.89	74.00	-14.11	43.75	13.39	38.06	35.31	188	254	Peak	VERTICAL
2	15873.90	47.23	54.00	-6.77	31.17	13.39	38.01	35.34	188	254	Average	VERTICAL



Temperature	22°C	Humidity	54%
Test Engineer	Zero Chen & Stim Sung & Steven Liang	Configurations	IEEE 802.11ac MCS0/Nss1 VHT80 CH 106 / Chain 1 + Chain 2 + Chain 3 + Chain 4
Test Date	Aug. 22, 2016		

Horizontal

	Freq	Level	Limit	Over	Read	CableAntenna	Preamp	A/Pos	T/Pos	Remark	Pol/Phase	
	MHz	dBuV/m	dBuV/m	dB	dBuV	dB	dB/m	dB	cm	deg		
1	11063.37	56.24	74.00	-17.76	41.03	9.89	38.51	33.19	224	255	Peak	HORIZONTAL
2	11064.81	43.28	54.00	-10.72	28.07	9.89	38.51	33.19	224	255	Average	HORIZONTAL

Vertical

	Freq	Level	Limit	Over	Read	CableAntenna	Preamp	A/Pos	T/Pos	Remark	Pol/Phase	
	MHz	dBuV/m	dBuV/m	dB	dBuV	dB	dB/m	dB	cm	deg		
1	11057.48	55.36	74.00	-18.64	40.22	9.88	38.45	33.19	164	151	Peak	VERTICAL
2	11063.80	43.23	54.00	-10.77	28.02	9.89	38.51	33.19	164	151	Average	VERTICAL



Temperature	22°C	Humidity	54%
Test Engineer	Zero Chen & Stim Sung & Steven Liang	Configurations	IEEE 802.11ac MCS0/Nss1 VHT80 CH 122 / Chain 1 + Chain 2 + Chain 3 + Chain 4
Test Date	Jul. 30, 2016		

Horizontal

	Freq	Level	Limit Line	Over Limit	Read Level	CableAntenna Loss	Antenna Factor	Preamp Factor	A/Pos	T/Pos	Remark	Pol/Phase
	MHz	dBuV/m	dBuV/m	dB	dBuV	dB	dB/m	dB	cm	deg		
1	11216.14	55.66	74.00	-18.34	40.32	10.70	39.34	34.70	110	47	Peak	HORIZONTAL
2	11219.64	43.27	54.00	-10.73	27.93	10.70	39.34	34.70	110	47	Average	HORIZONTAL

Vertical

	Freq	Level	Limit Line	Over Limit	Read Level	CableAntenna Loss	Antenna Factor	Preamp Factor	A/Pos	T/Pos	Remark	Pol/Phase
	MHz	dBuV/m	dBuV/m	dB	dBuV	dB	dB/m	dB	cm	deg		
1	11219.10	42.46	54.00	-11.54	27.12	10.70	39.34	34.70	112	66	Average	VERTICAL
2	11223.14	56.72	74.00	-17.28	41.35	10.70	39.38	34.71	112	66	Peak	VERTICAL



Temperature	22°C	Humidity	54%
Test Engineer	Zero Chen & Stim Sung & Steven Liang	Configurations	IEEE 802.11ac MCS0/Nss1 VHT80 CH 155 / Chain 1 + Chain 2 + Chain 3 + Chain 4
Test Date	Jul. 30, 2016		

Horizontal

	Freq	Level	Limit Line	Over Limit	Read Level	CableAntenna Loss	Antenna Factor	Preamp Factor	A/Pos	T/Pos	Remark	Pol/Phase
	MHz	dBuV/m	dBuV/m	dB	dBuV	dB	dB/m	dB	cm	deg		
1	11546.42	43.88	54.00	-10.12	28.22	10.75	39.67	34.76	112	205	Average	HORIZONTAL
2	11548.22	55.89	74.00	-18.11	40.23	10.75	39.67	34.76	112	205	Peak	HORIZONTAL

Vertical

	Freq	Level	Limit Line	Over Limit	Read Level	CableAntenna Loss	Antenna Factor	Preamp Factor	A/Pos	T/Pos	Remark	Pol/Phase
	MHz	dBuV/m	dBuV/m	dB	dBuV	dB	dB/m	dB	cm	deg		
1	11546.38	43.74	54.00	-10.26	28.08	10.75	39.67	34.76	133	151	Average	VERTICAL
2	11554.06	56.98	74.00	-17.02	41.33	10.76	39.65	34.76	133	151	Peak	VERTICAL



Straddle Channel

Temperature	22°C	Humidity	54%
Test Engineer	Zero Chen & Stim Sung & Steven Liang	Configurations	IEEE 802.11ac MCS0/Nss1 VHT20 CH 144 / Chain 1 + Chain 2 + Chain 3 + Chain 4
Test Date	Jul. 31, 2016		

Horizontal

	Freq	Level	Limit Line	Over Limit	Read Level	CableAntenna Loss	Antenna Factor	Preamp Factor	A/Pos	T/Pos	Remark	Pol/Phase
	MHz	dBuV/m	dBuV/m	dB	dBuV	dB	dB/m	dB	cm	deg		
1	11435.68	43.21	54.00	-10.79	27.59	10.74	39.62	34.74	179	75	Average	HORIZONTAL
2	11436.90	55.92	74.00	-18.08	40.30	10.74	39.62	34.74	179	75	Peak	HORIZONTAL

Vertical

	Freq	Level	Limit Line	Over Limit	Read Level	CableAntenna Loss	Antenna Factor	Preamp Factor	A/Pos	T/Pos	Remark	Pol/Phase
	MHz	dBuV/m	dBuV/m	dB	dBuV	dB	dB/m	dB	cm	deg		
1	11436.16	43.43	54.00	-10.57	27.81	10.74	39.62	34.74	162	150	Average	VERTICAL
2	11444.30	56.01	74.00	-17.99	40.39	10.74	39.62	34.74	162	150	Peak	VERTICAL



Temperature	22°C	Humidity	54%
Test Engineer	Zero Chen & Stim Sung & Steven Liang	Configurations	IEEE 802.11ac MCS0/Nss1 VHT40 CH 142 / Chain 1 + Chain 2 + Chain 3 + Chain 4
Test Date	Jul. 31, 2016		

Horizontal

	Freq	Level	Limit Line	Over Limit	Read Level	CableAntenna Loss	Antenna Factor	Preamp Factor	A/Pos	T/Pos	Remark	Pol/Phase
	MHz	dBuV/m	dBuV/m	dB	dBuV	dB	dB/m	dB	cm	deg		
1	11418.88	55.77	74.00	-18.23	40.15	10.74	39.62	34.74	208	224	Peak	HORIZONTAL
2	11418.99	43.14	54.00	-10.86	27.52	10.74	39.62	34.74	208	224	Average	HORIZONTAL

Vertical

	Freq	Level	Limit Line	Over Limit	Read Level	CableAntenna Loss	Antenna Factor	Preamp Factor	A/Pos	T/Pos	Remark	Pol/Phase
	MHz	dBuV/m	dBuV/m	dB	dBuV	dB	dB/m	dB	cm	deg		
1	11418.78	43.10	54.00	-10.90	27.48	10.74	39.62	34.74	103	110	Average	VERTICAL
2	11418.98	56.66	74.00	-17.34	41.04	10.74	39.62	34.74	103	110	Peak	VERTICAL



Temperature	22°C	Humidity	54%
Test Engineer	Zero Chen & Stim Sung & Steven Liang	Configurations	IEEE 802.11ac MCS0/Nss1 VHT80 CH 138 / Chain 1 + Chain 2 + Chain 3 + Chain 4
Test Date	Jul. 31, 2016		

Horizontal

	Freq	Level	Limit Line	Over Limit	Read Level	CableAntenna Loss	Antenna Factor	Preamp Factor	A/Pos	T/Pos	Remark	Pol/Phase
	MHz	dBuV/m	dBuV/m	dB	dBuV	dB	dB/m	dB	cm	deg		
1	11377.70	43.68	54.00	-10.32	28.15	10.72	39.54	34.73	114	253	Average	HORIZONTAL
2	11384.80	56.39	74.00	-17.61	40.81	10.73	39.58	34.73	114	253	Peak	HORIZONTAL

Vertical

	Freq	Level	Limit Line	Over Limit	Read Level	CableAntenna Loss	Antenna Factor	Preamp Factor	A/Pos	T/Pos	Remark	Pol/Phase
	MHz	dBuV/m	dBuV/m	dB	dBuV	dB	dB/m	dB	cm	deg		
1	11382.30	43.60	54.00	-10.40	28.07	10.72	39.54	34.73	114	263	Average	VERTICAL
2	11384.28	56.27	74.00	-17.73	40.74	10.72	39.54	34.73	114	263	Peak	VERTICAL

802.11ac MCS0/Nss2 VHT80+80

Temperature	22°C	Humidity	54%
Test Engineer	Zero Chen & Stim Sung & Steven Liang	Configurations	IEEE 802.11ac MCS0/Nss2 VHT80+80 Type 1 / CH 42+106 / Chain 1 + Chain 2 + Chain 3 + Chain 4
Test Date	Aug. 12, 2016		

Horizontal

	Freq	Level	Line	Limit	Level	Loss	Factor	Factor		Remark	Pol/Phase
	MHz	dBuV/m	dBuV/m	dB	dBuV	dB	dB/m	dB	cm	deg	
1	11059.08	43.13	54.00	-10.87	28.00	10.67	39.14	34.68	210	145 Average	HORIZONTAL
2	11059.83	55.75	74.00	-18.25	40.62	10.67	39.14	34.68	210	145 Peak	HORIZONTAL

Vertical

	Freq	Level	Line	Limit	Level	Loss	Factor	Factor		Remark	Pol/Phase
	MHz	dBuV/m	dBuV/m	dB	dBuV	dB	dB/m	dB	cm	deg	
1	11059.97	44.04	54.00	-9.96	28.91	10.67	39.14	34.68	171	218 Average	VERTICAL
2	11060.10	56.11	74.00	-17.89	40.98	10.67	39.14	34.68	171	218 Peak	VERTICAL



Temperature	22°C	Humidity	54%
Test Engineer	Zero Chen & Stim Sung & Steven Liang	Configurations	IEEE 802.11ac MCS0/Nss2 VHT80+80 Type 2 / CH 42+122 / Chain 1 + Chain 2 + Chain 3 + Chain 4
Test Date	Aug. 12, 2016		

Horizontal

	Freq	Level	Limit Line	Over Limit	Read Level	CableAntenna Loss	Antenna Factor	Preamp Factor	A/Pos	T/Pos	Remark	Pol/Phase
	MHz	dBuV/m	dBuV/m	dB	dBuV	dB	dB/m	dB	cm	deg		
1	15630.07	59.32	74.00	-14.68	42.79	13.38	38.34	35.19	296	172	Peak	HORIZONTAL
2	15630.52	46.28	54.00	-7.72	29.75	13.38	38.34	35.19	296	172	Average	HORIZONTAL

Vertical

	Freq	Level	Limit Line	Over Limit	Read Level	CableAntenna Loss	Antenna Factor	Preamp Factor	A/Pos	T/Pos	Remark	Pol/Phase
	MHz	dBuV/m	dBuV/m	dB	dBuV	dB	dB/m	dB	cm	deg		
1	15629.11	59.49	74.00	-14.51	42.96	13.38	38.34	35.19	184	273	Peak	VERTICAL
2	15630.24	46.78	54.00	-7.22	30.25	13.38	38.34	35.19	184	273	Average	VERTICAL

Temperature	22°C	Humidity	54%
Test Engineer	Zero Chen & Stim Sung & Steven Liang	Configurations	IEEE 802.11ac MCS0/Nss2 VHT80+80 Type 3 / CH 42+138 / Chain 1 + Chain 2 + Chain 3 + Chain 4
Test Date	Aug. 12, 2016		

Horizontal

	Freq	Level	Limit Line	Over Limit	Read Level	CableAntenna Loss	Antenna Factor	Preamp Factor	A/Pos	T/Pos	Remark	Pol/Phase
	MHz	dBuV/m	dBuV/m	dB	dBuV	dB	dB/m	dB	cm	deg		
1	15630.36	46.62	54.00	-7.38	30.09	13.38	38.34	35.19	125	203	Average	HORIZONTAL
2	15630.54	60.04	74.00	-13.96	43.51	13.38	38.34	35.19	125	203	Peak	HORIZONTAL

Vertical

	Freq	Level	Limit Line	Over Limit	Read Level	CableAntenna Loss	Antenna Factor	Preamp Factor	A/Pos	T/Pos	Remark	Pol/Phase
	MHz	dBuV/m	dBuV/m	dB	dBuV	dB	dB/m	dB	cm	deg		
1	15629.29	46.46	54.00	-7.54	29.93	13.38	38.34	35.19	174	265	Average	VERTICAL
2	15629.50	59.79	74.00	-14.21	43.26	13.38	38.34	35.19	174	265	Peak	VERTICAL



Temperature	22°C	Humidity	54%
Test Engineer	Zero Chen & Stim Sung & Steven Liang	Configurations	IEEE 802.11ac MCS0/Nss2 VHT80+80 Type 4 / CH 42+155 / Chain 1 + Chain 2 + Chain 3 + Chain 4
Test Date	Aug. 12, 2016		

Horizontal

	Freq	Level	Limit Line	Over Limit	Read Level	CableAntenna Loss	Antenna Factor	Preamp Factor	A/Pos	T/Pos	Remark	Pol/Phase
	MHz	dBuV/m	dBuV/m	dB	dBuV	dB	dB/m	dB	cm	deg		
1	15629.16	46.37	54.00	-7.63	29.84	13.38	38.34	35.19	195	234	Average	HORIZONTAL
2	15630.69	59.85	74.00	-14.15	43.32	13.38	38.34	35.19	195	234	Peak	HORIZONTAL

Vertical

	Freq	Level	Limit Line	Over Limit	Read Level	CableAntenna Loss	Antenna Factor	Preamp Factor	A/Pos	T/Pos	Remark	Pol/Phase
	MHz	dBuV/m	dBuV/m	dB	dBuV	dB	dB/m	dB	cm	deg		
1	15630.36	60.29	74.00	-13.71	43.76	13.38	38.34	35.19	144	183	Peak	VERTICAL
2	15630.98	46.43	54.00	-7.57	29.90	13.38	38.34	35.19	144	183	Average	VERTICAL

Temperature	22°C	Humidity	54%
Test Engineer	Zero Chen & Stim Sung & Steven Liang	Configurations	IEEE 802.11ac MCS0/Nss2 VHT80+80 Type 5 / CH 58+106 / Chain 1 + Chain 2 + Chain 3 + Chain 4
Test Date	Aug. 12, 2016		

Horizontal

	Freq	Level	Limit Line	Over Limit	Read Level	CableAntenna Loss	Antenna Factor	Preamp Factor	A/Pos	T/Pos	Remark	Pol/Phase
	MHz	dBuV/m	dBuV/m	dB	dBuV	dB	dB/m	dB	cm	deg		
1	11059.00	42.90	54.00	-11.10	27.77	10.67	39.14	34.68	100	360	Average	HORIZONTAL
2	11060.32	55.85	74.00	-18.15	40.68	10.67	39.18	34.68	100	360	Peak	HORIZONTAL

Vertical

	Freq	Level	Limit Line	Over Limit	Read Level	CableAntenna Loss	Antenna Factor	Preamp Factor	A/Pos	T/Pos	Remark	Pol/Phase
	MHz	dBuV/m	dBuV/m	dB	dBuV	dB	dB/m	dB	cm	deg		
1	11059.21	43.90	54.00	-10.10	28.77	10.67	39.14	34.68	100	360	Average	VERTICAL
2	11059.50	56.63	74.00	-17.37	41.50	10.67	39.14	34.68	100	360	Peak	VERTICAL

Temperature	22°C	Humidity	54%
Test Engineer	Zero Chen & Stim Sung & Steven Liang	Configurations	IEEE 802.11ac MCS0/Nss2 VHT80+80 Type 6 / CH 58+122 / Chain 1 + Chain 2 + Chain 3 + Chain 4
Test Date	Aug. 12, 2016		

Horizontal

	Freq	Level	Limit Line	Over Limit	Read Level	CableAntenna Loss	Antenna Factor	Preamp Factor	A/Pos	T/Pos	Remark	Pol/Phase
	MHz	dBuV/m	dBuV/m	dB	dBuV	dB	dB/m	dB	cm	deg		
1	15869.02	47.14	54.00	-6.86	31.00	13.39	38.06	35.31	118	190	Average	HORIZONTAL
2	15870.75	59.92	74.00	-14.08	43.78	13.39	38.06	35.31	118	190	Peak	HORIZONTAL

Vertical

	Freq	Level	Limit Line	Over Limit	Read Level	CableAntenna Loss	Antenna Factor	Preamp Factor	A/Pos	T/Pos	Remark	Pol/Phase
	MHz	dBuV/m	dBuV/m	dB	dBuV	dB	dB/m	dB	cm	deg		
1	15869.98	46.92	54.00	-7.08	30.78	13.39	38.06	35.31	137	160	Average	VERTICAL
2	15870.93	60.24	74.00	-13.76	44.10	13.39	38.06	35.31	137	160	Peak	VERTICAL

Temperature	22°C	Humidity	54%
Test Engineer	Zero Chen & Stim Sung & Steven Liang	Configurations	IEEE 802.11ac MCS0/Nss2 VHT80+80 Type 7 / CH 58+138 / Chain 1 + Chain 2 + Chain 3 + Chain 4
Test Date	Aug. 12, 2016		

Horizontal

	Freq	Level	Limit	Over	Read	CableAntenna	Preamp	A/Pos	T/Pos	Remark	Pol/Phase
	MHz	dBuV/m	dBuV/m	dB	dBuV	dB	dB/m	dB	cm	deg	
1	15869.46	60.23	74.00	-13.77	44.09	13.39	38.06	35.31	184	285 Peak	HORIZONTAL
2	15870.20	46.94	54.00	-7.06	30.80	13.39	38.06	35.31	184	285 Average	HORIZONTAL

Vertical

	Freq	Level	Limit	Over	Read	CableAntenna	Preamp	A/Pos	T/Pos	Remark	Pol/Phase
	MHz	dBuV/m	dBuV/m	dB	dBuV	dB	dB/m	dB	cm	deg	
1	15869.58	59.87	74.00	-14.13	43.73	13.39	38.06	35.31	192	308 Peak	VERTICAL
2	15869.76	47.03	54.00	-6.97	30.89	13.39	38.06	35.31	192	308 Average	VERTICAL

Temperature	22°C	Humidity	54%
Test Engineer	Zero Chen & Stim Sung & Steven Liang	Configurations	IEEE 802.11ac MCS0/Nss2 VHT80+80 Type 8 / CH 58+155 / Chain 1 + Chain 2 + Chain 3 + Chain 4
Test Date	Aug. 12, 2016		

Horizontal

	Freq	Level	Limit Line	Over Limit	Read Level	CableAntenna Loss	Antenna Factor	Preamp Factor	A/Pos	T/Pos	Remark	Pol/Phase
	MHz	dBuV/m	dBuV/m	dB	dBuV	dB	dB/m	dB	cm	deg		
1	15845.00	46.86	54.00	-7.14	30.72	13.39	38.06	35.31	185	129	Average	HORIZONTAL
2	15847.40	60.18	74.00	-13.82	44.04	13.39	38.06	35.31	185	129	Peak	HORIZONTAL

Vertical

	Freq	Level	Limit Line	Over Limit	Read Level	CableAntenna Loss	Antenna Factor	Preamp Factor	A/Pos	T/Pos	Remark	Pol/Phase
	MHz	dBuV/m	dBuV/m	dB	dBuV	dB	dB/m	dB	cm	deg		
1	15854.90	47.29	54.00	-6.71	31.15	13.39	38.06	35.31	158	33	Average	VERTICAL
2	15887.70	60.05	74.00	-13.95	43.99	13.39	38.01	35.34	158	33	Peak	VERTICAL



Temperature	22°C	Humidity	54%
Test Engineer	Zero Chen & Stim Sung & Steven Liang	Configurations	IEEE 802.11ac MCS0/Nss2 VHT80+80 Type 9 / CH 106+138 / Chain 1 + Chain 2 + Chain 3 + Chain 4
Test Date	Aug. 12, 2016		

Horizontal

	Freq	Level	Limit Line	Over Limit	Read Level	CableAntenna Loss	Antenna Factor	Preamp Factor	A/Pos	T/Pos	Remark	Pol/Phase
	MHz	dBuV/m	dBuV/m	dB	dBuV	dB	dB/m	dB	cm	deg		
1	11059.24	56.90	74.00	-17.10	41.77	10.67	39.14	34.68	124	218	Peak	HORIZONTAL
2	11059.97	43.12	54.00	-10.88	27.99	10.67	39.14	34.68	124	218	Average	HORIZONTAL

Vertical

	Freq	Level	Limit Line	Over Limit	Read Level	CableAntenna Loss	Antenna Factor	Preamp Factor	A/Pos	T/Pos	Remark	Pol/Phase
	MHz	dBuV/m	dBuV/m	dB	dBuV	dB	dB/m	dB	cm	deg		
1	11059.07	56.54	74.00	-17.46	41.41	10.67	39.14	34.68	140	275	Peak	VERTICAL
2	11059.61	44.01	54.00	-9.99	28.88	10.67	39.14	34.68	140	275	Average	VERTICAL

Temperature	22°C	Humidity	54%
Test Engineer	Zero Chen & Stim Sung & Steven Liang	Configurations	IEEE 802.11ac MCS0/Nss2 VHT80+80 Type 10 / CH 106+155 / Chain 1 + Chain 2 + Chain 3 + Chain 4
Test Date	Aug. 12, 2016		

Horizontal

	Freq	Level	Limit Line	Over Limit	Read Level	CableAntenna Loss	Antenna Factor	Preamp Factor	A/Pos	T/Pos	Remark	Pol/Phase
	MHz	dBuV/m	dBuV/m	dB	dBuV	dB	dB/m	dB	cm	deg		
1	11059.49	42.95	54.00	-11.05	27.82	10.67	39.14	34.68	153	58	Average	HORIZONTAL
2	11059.70	55.69	74.00	-18.31	40.56	10.67	39.14	34.68	153	58	Peak	HORIZONTAL

Vertical

	Freq	Level	Limit Line	Over Limit	Read Level	CableAntenna Loss	Antenna Factor	Preamp Factor	A/Pos	T/Pos	Remark	Pol/Phase
	MHz	dBuV/m	dBuV/m	dB	dBuV	dB	dB/m	dB	cm	deg		
1	11060.72	44.87	54.00	-9.13	29.70	10.67	39.18	34.68	181	259	Average	VERTICAL
2	11062.60	56.76	74.00	-17.24	41.59	10.67	39.18	34.68	181	259	Peak	VERTICAL

Temperature	22°C	Humidity	54%
Test Engineer	Zero Chen & Stim Sung & Steven Liang	Configurations	IEEE 802.11ac MCS0/Nss2 VHT80+80 Type 11 / CH 122+155 / Chain 1 + Chain 2 + Chain 3 + Chain 4
Test Date	Aug. 12, 2016		

Horizontal

	Freq	Level	Limit Line	Over Limit	Read Level	CableAntenna Loss	Antenna Factor	Preamp Factor	A/Pos	T/Pos	Remark	Pol/Phase
	MHz	dBuV/m	dBuV/m	dB	dBuV	dB	dB/m	dB	cm	deg		
1	11219.71	42.65	54.00	-11.35	27.31	10.70	39.34	34.70	196	225	Average	HORIZONTAL
2	11220.71	56.23	74.00	-17.77	40.89	10.70	39.34	34.70	196	225	Peak	HORIZONTAL

Vertical

	Freq	Level	Limit Line	Over Limit	Read Level	CableAntenna Loss	Antenna Factor	Preamp Factor	A/Pos	T/Pos	Remark	Pol/Phase
	MHz	dBuV/m	dBuV/m	dB	dBuV	dB	dB/m	dB	cm	deg		
1	11220.19	57.32	74.00	-16.68	41.98	10.70	39.34	34.70	172	22	Peak	VERTICAL
2	11220.89	44.28	54.00	-9.72	28.94	10.70	39.34	34.70	172	22	Average	VERTICAL

Temperature	22°C	Humidity	54%
Test Engineer	Zero Chen & Stim Sung & Steven Liang	Configurations	IEEE 802.11ac MCS0/Nss2 VHT80+80 Type 12 / CH 138+155 / Chain 1 + Chain 2 + Chain 3 + Chain 4
Test Date	Aug. 12, 2016		

Horizontal

	Freq	Level	Limit Line	Over Limit	Read Level	CableAntenna Loss	Antenna Factor	Preamp Factor	A/Pos	T/Pos	Remark	Pol/Phase
	MHz	dBuV/m	dBuV/m	dB	dBuV	dB	dB/m	dB	cm	deg		
1	11380.40	42.71	54.00	-11.29	27.18	10.72	39.54	34.73	154	142	Average	HORIZONTAL
2	11380.95	56.13	74.00	-17.87	40.60	10.72	39.54	34.73	154	142	Peak	HORIZONTAL

Vertical

	Freq	Level	Limit Line	Over Limit	Read Level	CableAntenna Loss	Antenna Factor	Preamp Factor	A/Pos	T/Pos	Remark	Pol/Phase
	MHz	dBuV/m	dBuV/m	dB	dBuV	dB	dB/m	dB	cm	deg		
1	11379.00	56.68	74.00	-17.32	41.15	10.72	39.54	34.73	177	81	Peak	VERTICAL
2	11380.27	43.78	54.00	-10.22	28.25	10.72	39.54	34.73	177	81	Average	VERTICAL



Temperature	22°C	Humidity	54%
Test Engineer	Zero Chen & Stim Sung & Steven Liang	Configurations	IEEE 802.11ac MCS0/Nss2 VHT80+80 Type 13 / CH 42+58 / Chain 1 + Chain 2 + Chain 3 + Chain 4
Test Date	Aug. 12, 2016		

Horizontal

	Freq	Level	Limit Line	Over Limit	Read Level	CableAntenna Loss	Antenna Factor	Preamp Factor	A/Pos	T/Pos	Remark	Pol/Phase
	MHz	dBuV/m	dBuV/m	dB	dBuV	dB	dB/m	dB	cm	deg		
1	15629.00	59.29	74.00	-14.71	42.76	13.38	38.34	35.19	145	147	Peak	HORIZONTAL
2	15630.28	46.35	54.00	-7.65	29.82	13.38	38.34	35.19	145	147	Average	HORIZONTAL

Vertical

	Freq	Level	Limit Line	Over Limit	Read Level	CableAntenna Loss	Antenna Factor	Preamp Factor	A/Pos	T/Pos	Remark	Pol/Phase
	MHz	dBuV/m	dBuV/m	dB	dBuV	dB	dB/m	dB	cm	deg		
1	15629.95	46.30	54.00	-7.70	29.77	13.38	38.34	35.19	182	346	Average	VERTICAL
2	15630.18	59.34	74.00	-14.66	42.81	13.38	38.34	35.19	182	346	Peak	VERTICAL

Temperature	22°C	Humidity	54%
Test Engineer	Zero Chen & Stim Sung & Steven Liang	Configurations	IEEE 802.11ac MCS0/Nss2 VHT80+80 Type 14 / CH 106+122 / Chain 1 + Chain 2 + Chain 3 + Chain 4
Test Date	Aug. 12, 2016		

Horizontal

	Freq	Level	Limit Line	Over Limit	Read Level	Cable Loss	Antenna Factor	Preamp Factor	A/Pos	T/Pos	Remark	Pol/Phase
	MHz	dBuV/m	dBuV/m	dB	dBuV	dB	dB/m	dB	cm	deg		
1	11059.21	55.67	74.00	-18.33	40.54	10.67	39.14	34.68	145	263	Peak	HORIZONTAL
2	11059.71	42.66	54.00	-11.34	27.53	10.67	39.14	34.68	145	263	Average	HORIZONTAL

Vertical

	Freq	Level	Limit Line	Over Limit	Read Level	Cable Loss	Antenna Factor	Preamp Factor	A/Pos	T/Pos	Remark	Pol/Phase
	MHz	dBuV/m	dBuV/m	dB	dBuV	dB	dB/m	dB	cm	deg		
1	11059.62	57.78	74.00	-16.22	42.65	10.67	39.14	34.68	182	243	Peak	VERTICAL
2	11060.84	44.44	54.00	-9.56	29.27	10.67	39.18	34.68	182	243	Average	VERTICAL

Note:

The amplitude of spurious emissions that are attenuated by more than 20dB below the permissible value has no need to be reported.

Emission level (dBuV/m) = 20 log Emission level (uV/m).

Corrected Reading: Antenna Factor + Cable Loss + Read Level - Preamp Factor = Level.

4.7. Band Edge Emissions Measurement

4.7.1. Limit

For transmitters operating in the 5.15-5.35 GHz band: all emissions outside of the 5.15-5.35 GHz band shall not exceed an e.i.r.p. of -27 dBm/MHz.

For transmitters operating in the 5.470-5.725 GHz band: all emissions outside of the 5.47-5.725 GHz band shall not exceed an e.i.r.p. of -27 dBm/MHz.

For transmitters operating in the 5.725-5.85 GHz band: all emissions shall be limited to a level of -27 dBm/MHz at 75 MHz or more above or below the band edge increasing linearly to 10 dBm/MHz at 25 MHz above or below the band edge, and from 25 MHz above or below the band edge increasing linearly to a level of 15.6 dBm/MHz at 5 MHz above or below the band edge, and from 5 MHz above or below the band edge increasing linearly to a level of 27 dBm/MHz at the band edge.

In addition, In case the emission fall within the restricted band specified on 15.205(a), then the 15.209(a) limit in the table below has to be followed.

Frequencies (MHz)	Field Strength (micovolts/meter)	Measurement Distance (meters)
0.009~0.490	2400/F(kHz)	300
0.490~1.705	24000/F(kHz)	30
1.705~30.0	30	30
30~88	100	3
88~216	150	3
216~960	200	3
Above 960	500	3

4.7.2. Measuring Instruments and Setting

Please refer to section 5 of equipments list in this report. The following table is the setting of the spectrum analyzer.

Spectrum Parameter	Setting
Attenuation	Auto
Span Frequency	100 MHz
RBW / VBW (Emission in restricted band)	1 MHz / 3MHz for Peak, 1 MHz / 1/T for Average
RBW / VBW (Emission in non-restricted band)	1 MHz / 3MHz for Peak

4.7.3. Test Procedures

1. The test procedure is the same as section 4.6.3.

4.7.4. Test Setup Layout

This test setup layout is the same as that shown in section 4.6.4.

4.7.5. Test Deviation

There is no deviation with the original standard.

4.7.6. EUT Operation during Test

For Non-beamforming mode:

The EUT was programmed to be in continuously transmitting mode.

For beamforming mode:

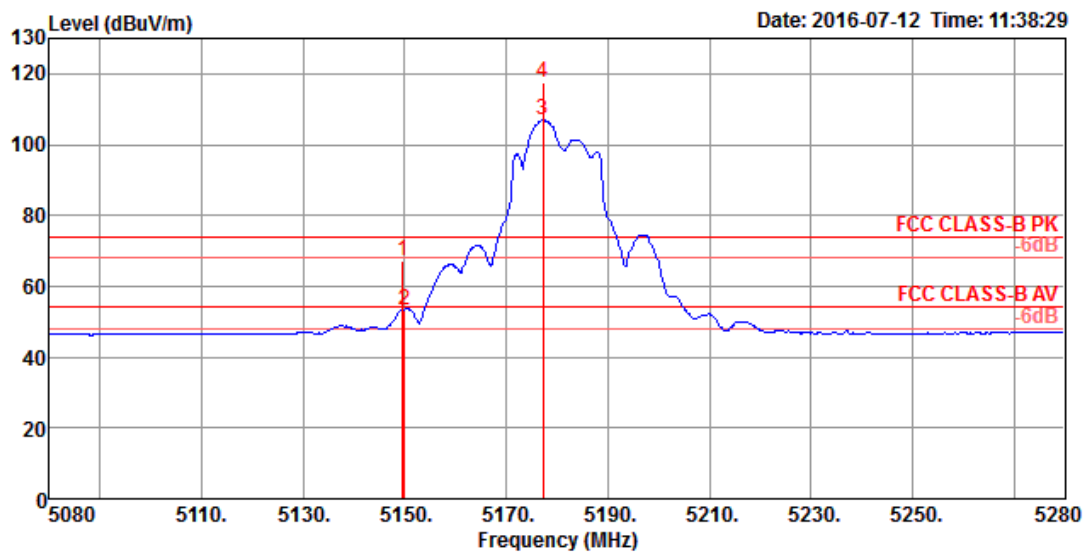
The EUT was programmed to be in beamforming transmitting mode.

4.7.7. Test Result of Band Edge and Fundamental Emissions

For non-beamforming mode

Temperature	22°C	Humidity	54%
Test Engineer	Zero Chen & Stim Sung & Steven Liang	Configurations	IEEE 802.11a CH 36, 40, 48 / Chain 1 + Chain 2 + Chain 3 + Chain 4

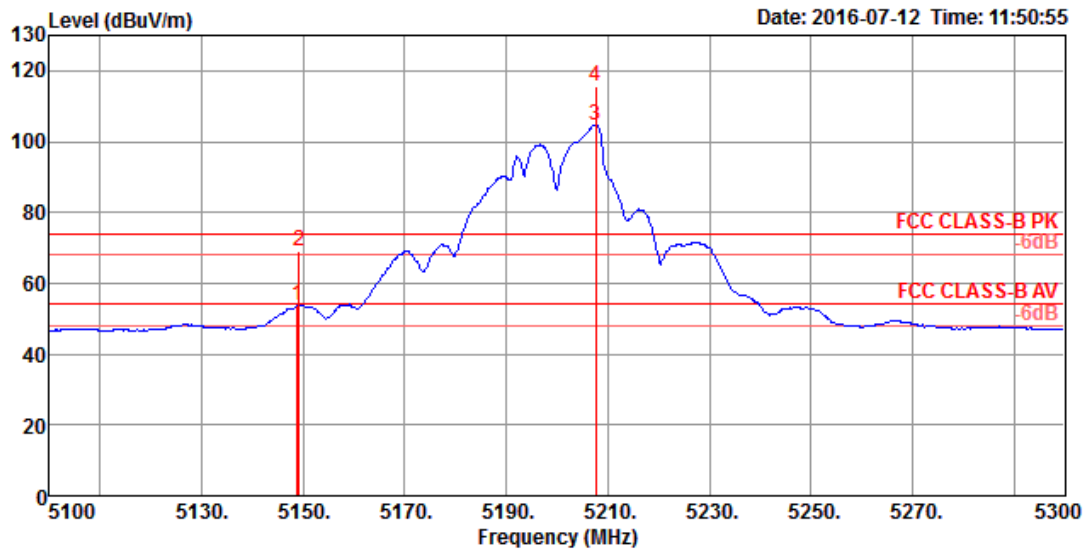
Channel 36



	Freq	Level	Limit Line	Over Limit	Read Level	CableAntenna Loss	Preamp Factor	A/Pos	T/Pos	Remark	PoI/Phase	
	MHz	dBuV/m	dBuV/m	dB	dBuV	dB	dB/m	dB	cm	deg		
1	5149.60	67.03	74.00	-6.97	59.81	7.34	31.52	31.64	291	330	Peak	VERTICAL
2	5150.00	53.40	54.00	-0.60	46.18	7.34	31.52	31.64	291	330	Average	VERTICAL
3 0	5177.20	106.78			99.50	7.37	31.55	31.64	291	330	Average	VERTICAL
4 0	5177.20	117.46			110.18	7.37	31.55	31.64	291	330	Peak	VERTICAL

Item 3, 4 are the fundamental frequency at 5180 MHz.

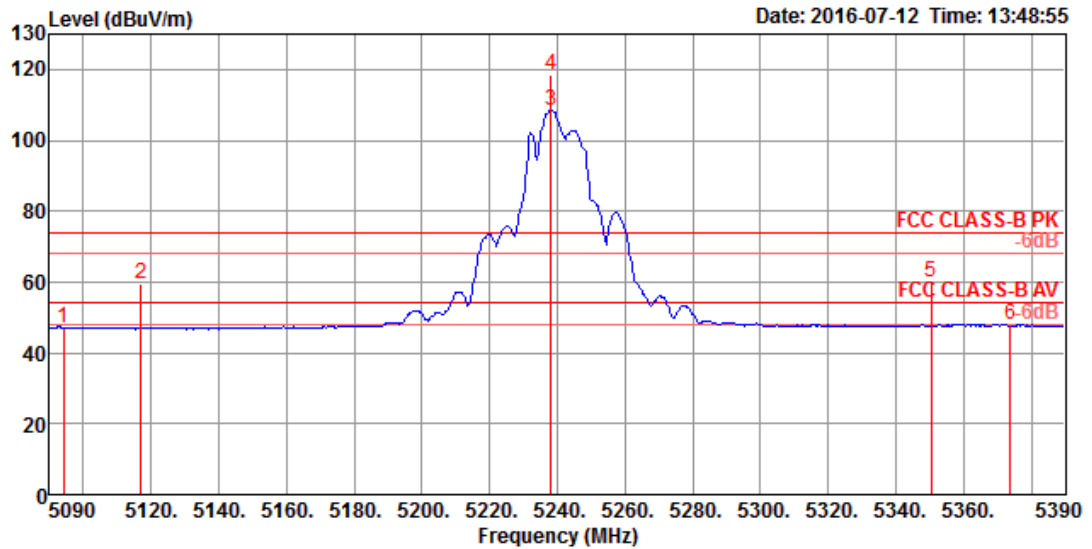
Channel 40



	Freq	Level	Limit Line	Over Limit	Read Level	CableAntenna Loss	Preamp Factor	A/Pos	T/Pos	Remark	Pol/Phase
	MHz	dBuV/m	dBuV/m	dB	dBuV	dB	dB/m	dB	cm	deg	
1	5148.80	53.52	54.00	-0.48	46.30	7.34	31.52	31.64	264	110 Average	HORIZONTAL
2	5149.20	69.31	74.00	-4.69	62.09	7.34	31.52	31.64	264	110 Peak	HORIZONTAL
3 0	5207.60	104.58			97.24	7.41	31.57	31.64	264	110 Average	HORIZONTAL
4 0	5207.60	115.74			108.40	7.41	31.57	31.64	264	110 Peak	HORIZONTAL

Item 3, 4 are the fundamental frequency at 5200 MHz.

Channel 48

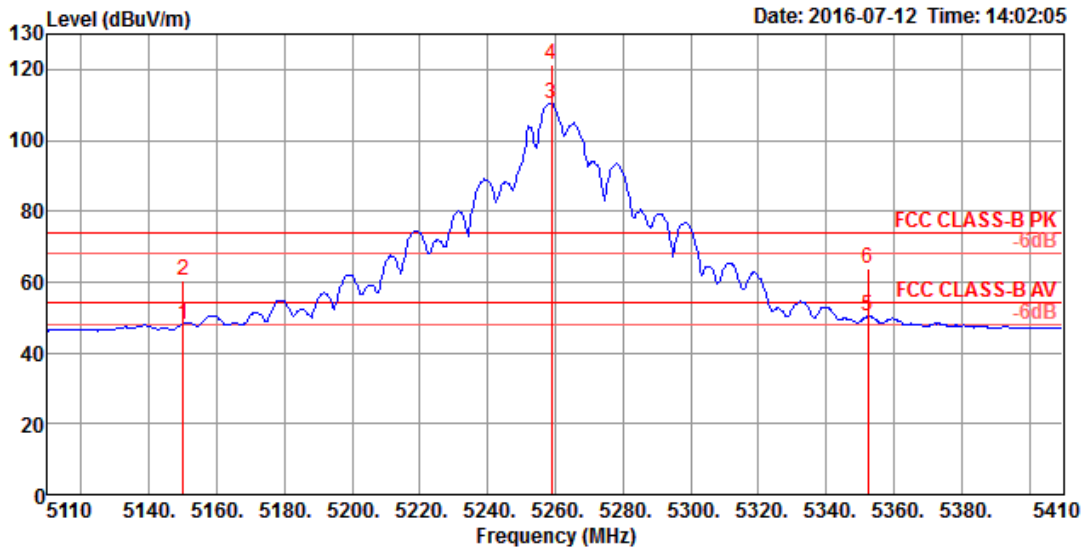


	Freq	Level	Limit	Over	Read	CableAntenna	Preamp	A/Pos	T/Pos	Remark	Pol/Phase
	MHz	dBuV/m	dBuV/m	dB	dBuV	dB	dB/m	dB	cm	deg	
1	5094.20	46.83	54.00	-7.17	39.74	7.27	31.47	31.65	283	332 Average	VERTICAL
2	5117.00	59.40	74.00	-14.60	52.25	7.30	31.50	31.65	283	332 Peak	VERTICAL
3	5238.20	108.28			100.88	7.45	31.59	31.64	283	332 Average	VERTICAL
4	5238.20	118.61			111.21	7.45	31.59	31.64	283	332 Peak	VERTICAL
5	5350.40	59.92	74.00	-14.08	52.26	7.60	31.68	31.62	283	332 Peak	VERTICAL
6	5373.80	47.92	54.00	-6.08	40.20	7.64	31.70	31.62	283	332 Average	VERTICAL

Item 3, 4 are the fundamental frequency at 5240 MHz.

Temperature	22°C	Humidity	54%
Test Engineer	Zero Chen & Stim Sung & Steven Liang	Configurations	IEEE 802.11a CH 52, 60, 64 / Chain 1 + Chain 2 + Chain 3 + Chain 4

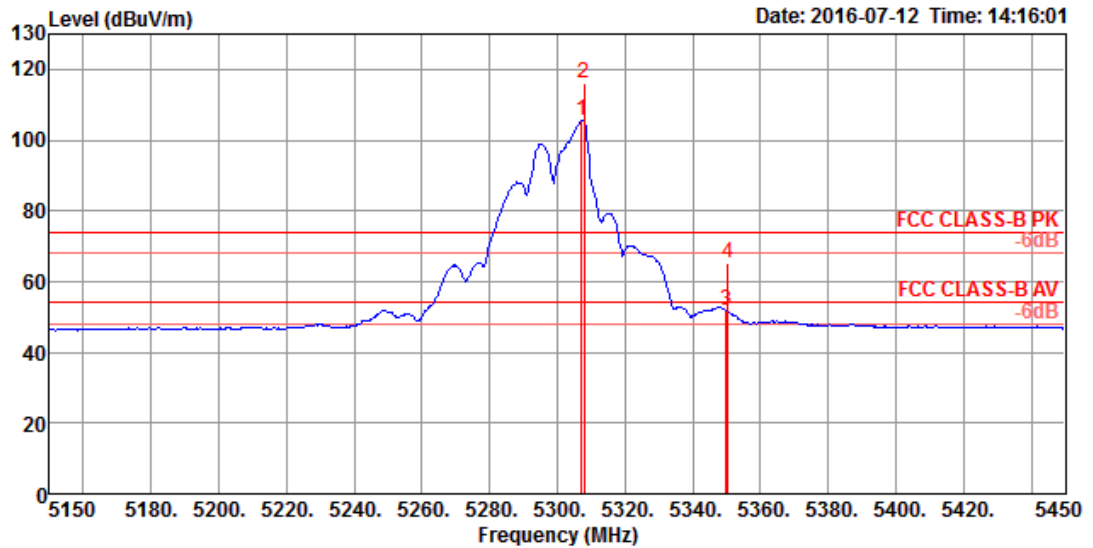
Channel 52



	Freq	Level	Limit Line	Over Limit	Read Level	Cable Loss	Antenna Factor	Preamp Factor	A/Pos	T/Pos	Remark	PoI/Phase
	MHz	dBuV/m	dBuV/m	dB	dBuV	dB	dB/m	dB	cm	deg		
1	5150.00	48.20	54.00	-5.80	40.98	7.34	31.52	31.64	275	332	Average	VERTICAL
2	5150.00	60.44	74.00	-13.56	53.22	7.34	31.52	31.64	275	332	Peak	VERTICAL
3	5258.80	110.26			102.81	7.47	31.61	31.63	275	332	Average	VERTICAL
4	5258.80	121.51			114.06	7.47	31.61	31.63	275	332	Peak	VERTICAL
5	5352.40	50.32	54.00	-3.68	42.66	7.60	31.68	31.62	275	332	Average	VERTICAL
6	5352.40	63.77	74.00	-10.23	56.11	7.60	31.68	31.62	275	332	Peak	VERTICAL

Item 3, 4 are the fundamental frequency at 5260 MHz.

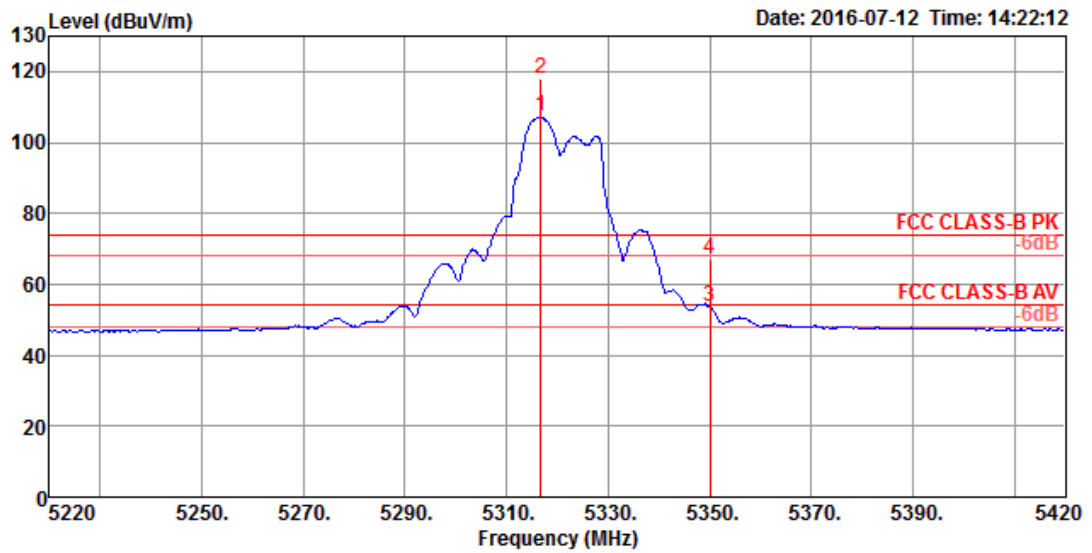
Channel 60



	Freq	Level	Limit Line	Over Limit	Read Level	CableAntenna Loss	Preamp Factor	A/Pos	T/Pos	Remark	Pol/Phase	
	MHz	dBuV/m	dBuV/m	dB	dBuV	dB	dB/m	dB	cm	deg		
1	0	5307.20	105.45		97.90	7.54	31.64	31.63	294	114 Average	HORIZONTAL	
2	0	5307.80	116.10		108.55	7.54	31.64	31.63	294	114 Peak	HORIZONTAL	
3		5350.00	51.91	54.00	-2.09	44.25	7.60	31.68	31.62	294	114 Average	HORIZONTAL
4		5350.40	65.26	74.00	-8.74	57.60	7.60	31.68	31.62	294	114 Peak	HORIZONTAL

Item 1, 2 are the fundamental frequency at 5300 MHz.

Channel 64

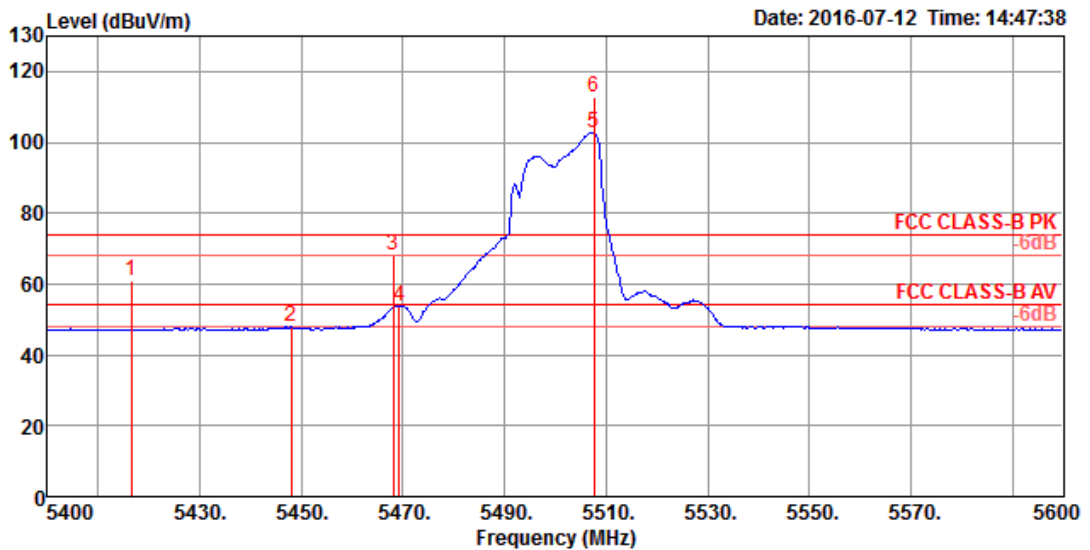


	Freq	Level	Limit Line	Over Limit	Read Level	CableAntenna Loss	Preamp Factor	A/Pos	T/Pos	Remark	Pol/Phase		
	MHz	dBuV/m	dBuV/m	dB	dBuV	dB	dB/m	dB	cm	deg			
1	0	5316.80	107.27		99.69	7.56	31.65	31.63	276	332	Average	VERTICAL	
2	0	5316.80	117.86		110.28	7.56	31.65	31.63	276	332	Peak	VERTICAL	
3		5350.00	53.60	54.00	-0.40	45.94	7.60	31.68	31.62	276	332	Average	VERTICAL
4		5350.00	67.24	74.00	-6.76	59.58	7.60	31.68	31.62	276	332	Peak	VERTICAL

Item 1, 2 are the fundamental frequency at 5320 MHz.

Temperature	22°C	Humidity	54%
Test Engineer	Zero Chen & Stim Sung & Steven Liang	Configurations	IEEE 802.11a CH 100, 116, 140 / Chain 1 + Chain 2 + Chain 3 + Chain 4

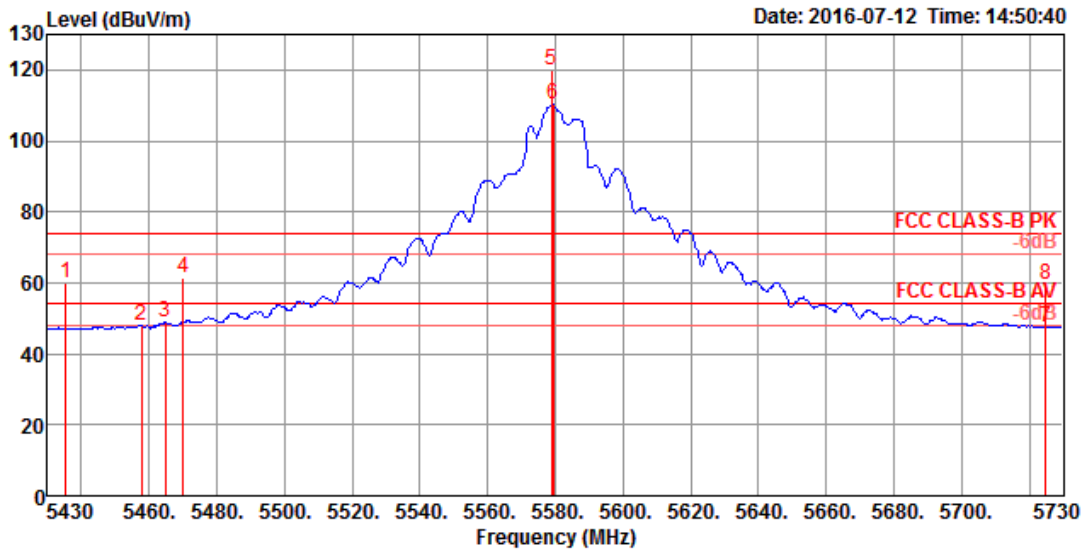
Channel 100



	Freq	Level	Limit	Over	Read	Cable	Antenna	Preamp	A/Pos	T/Pos	Remark	PoI/Phase
	MHz	dBuV/m	dBuV/m	dB	dBuV	dB	dB/m	dB	cm	deg		
1	5416.40	60.73	74.00	-13.27	52.96	7.65	31.74	31.62	300	51	Peak	HORIZONTAL
2	5448.00	47.76	54.00	-6.24	39.98	7.64	31.76	31.62	300	51	Average	HORIZONTAL
3	5468.00	68.35	74.00	-5.65	60.54	7.64	31.78	31.61	300	51	Peak	HORIZONTAL
4	5469.20	53.56	54.00	-0.44	45.75	7.64	31.78	31.61	300	51	Average	HORIZONTAL
5	5507.60	102.75			94.94	7.63	31.80	31.62	300	51	Average	HORIZONTAL
6	5507.60	112.54			104.73	7.63	31.80	31.62	300	51	Peak	HORIZONTAL

Item 5, 6 are the fundamental frequency at 5500 MHz.

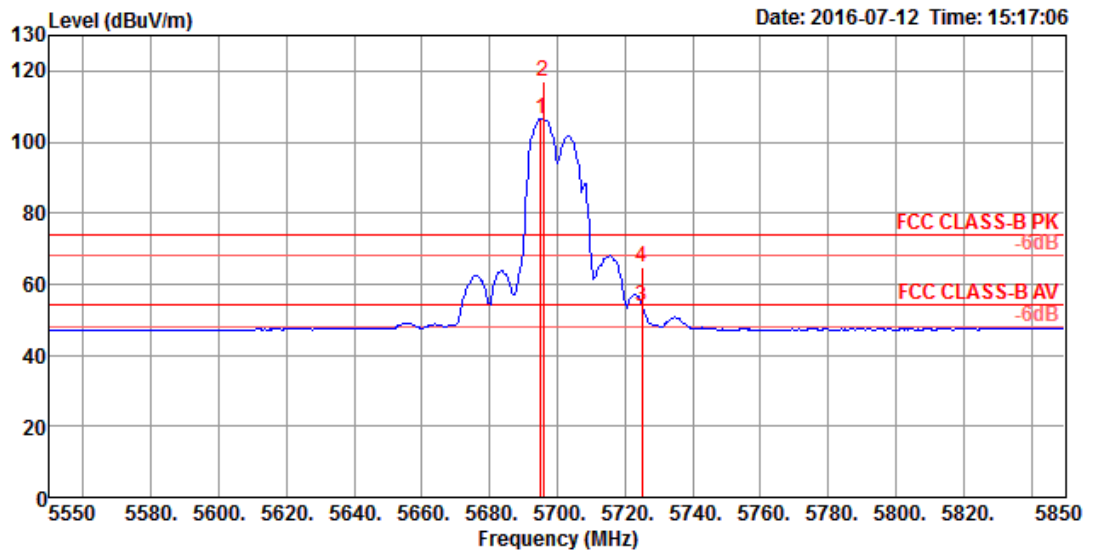
Channel 116



	Freq	Level	Limit	Over	Read	CableAntenna	Preamp	A/Pos	T/Pos	Remark	Pol/Phase
	MHz	dBuV/m	dBuV/m	dB	dBuV	dB	dB/m	dB	cm	deg	
1	5435.40	59.78	74.00	-14.22	52.00	7.65	31.75	31.62	210	78 Peak	VERTICAL
2	5457.60	47.86	54.00	-6.14	40.07	7.64	31.76	31.61	210	78 Average	VERTICAL
3	5464.80	48.74	54.00	-5.26	40.93	7.64	31.78	31.61	210	78 Average	VERTICAL
4	5470.00	61.34	74.00	-12.66	53.53	7.64	31.78	31.61	210	78 Peak	VERTICAL
5 0	5578.80	119.90			112.04	7.61	31.90	31.65	210	78 Peak	VERTICAL
6 0	5579.40	110.24			102.38	7.61	31.90	31.65	210	78 Average	VERTICAL
7	5725.00	47.66	54.00	-6.34	39.54	7.74	32.08	31.70	210	78 Average	VERTICAL
8	5725.00	59.30	74.00	-14.70	51.18	7.74	32.08	31.70	210	78 Peak	VERTICAL

Item 5, 6 are the fundamental frequency at 5580 MHz.

Channel 140

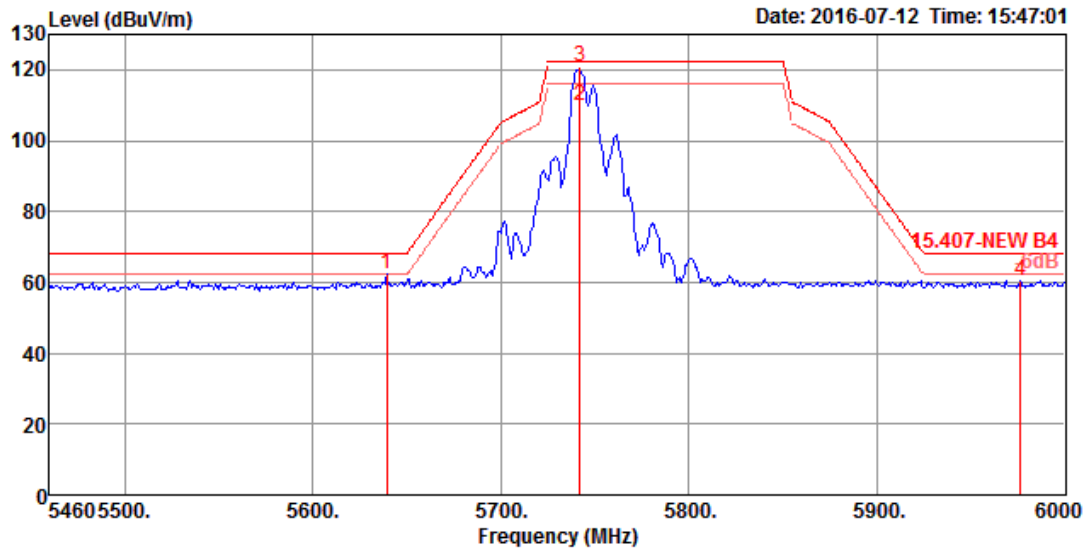


	Freq	Level	Limit Line	Over Limit	Read Level	CableAntenna Loss	Preamp Factor	A/Pos	T/Pos	Remark	Pol/Phase		
	MHz	dBuV/m	dBuV/m	dB	dBuV	dB	dB/m	dB	cm	deg			
1	0	5695.20	106.60		98.54	7.71	32.04	31.69	218	118	Average	VERTICAL	
2	0	5695.80	116.82		108.76	7.71	32.04	31.69	218	118	Peak	VERTICAL	
3		5725.00	53.55	54.00	-0.45	45.43	7.74	32.08	31.70	218	118	Average	VERTICAL
4		5725.00	64.75	74.00	-9.25	56.63	7.74	32.08	31.70	218	118	Peak	VERTICAL

Item 1, 2 are the fundamental frequency at 5700 MHz.

Temperature	22°C	Humidity	54%
Test Engineer	Zero Chen & Stim Sung & Steven Liang	Configurations	IEEE 802.11a CH 149, 157, 165 / Chain 1 + Chain 2 + Chain 3 + Chain 4

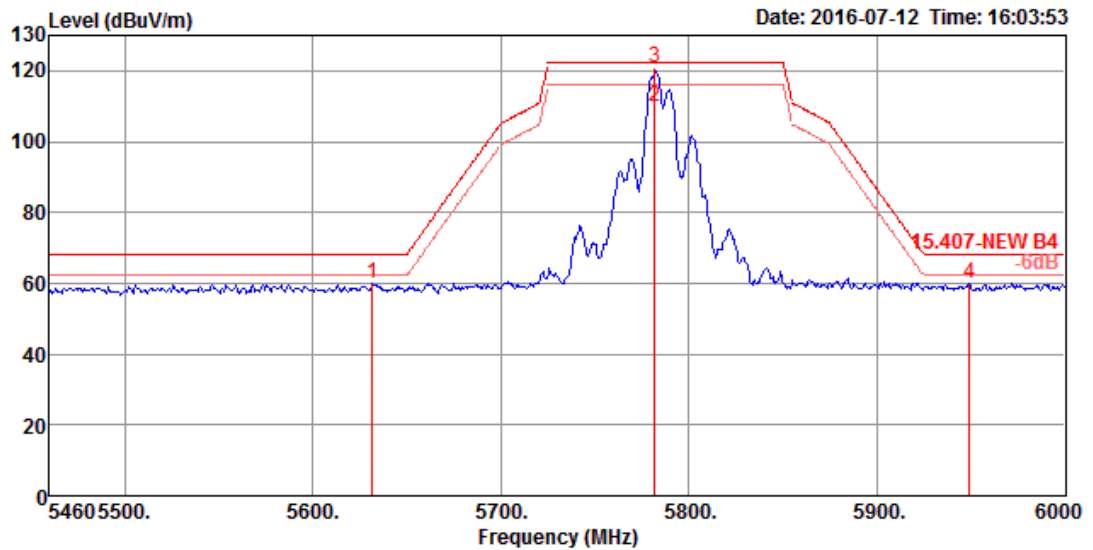
Channel 149



	Freq	Level	Limit	Over	Read	CableAntenna	Preamp	A/Pos	T/Pos	Remark	Pol/Phase
	MHz	dBuV/m	dBuV/m	dB	dBuV	dB	dB/m	dB	cm	deg	
1	5639.28	62.12	68.20	-6.08	54.19	7.64	31.96	31.67	201	119 Peak	VERTICAL
2	5741.88	109.94			101.79	7.76	32.10	31.71	201	119 Average	VERTICAL
3	5741.88	120.97			112.82	7.76	32.10	31.71	201	119 Peak	VERTICAL
4	5976.24	60.60	68.20	-7.60	52.10	7.92	32.38	31.80	201	119 Peak	VERTICAL

Item 2, 3 are the fundamental frequency at 5745 MHz.

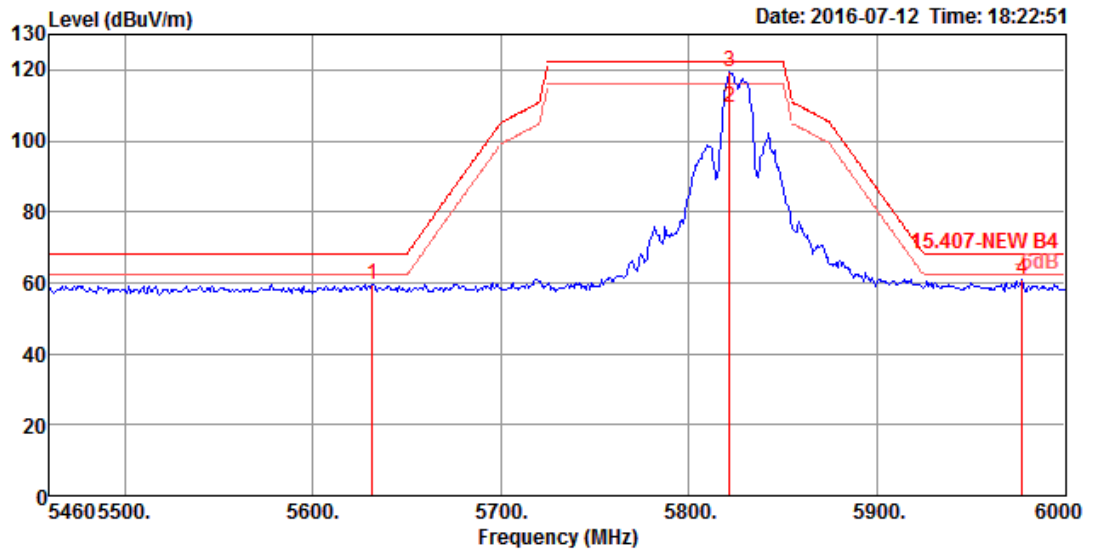
Channel 157



	Freq	Level	Limit Line	Over Limit	Read Level	CableAntenna Loss	Preamp Factor	A/Pos	T/Pos	Remark	Pol/Phase
	MHz	dBuV/m	dBuV/m	dB	dBuV	dB	dB/m	dB	cm	deg	
1	5631.72	59.84	68.20	-8.36	51.90	7.64	31.96	31.66	205	120 Peak	VERTICAL
2	5781.84	109.88			101.67	7.79	32.14	31.72	205	120 Average	VERTICAL
3	5781.84	120.77			112.56	7.79	32.14	31.72	205	120 Peak	VERTICAL
4	5949.24	60.14	68.20	-8.06	51.69	7.90	32.34	31.79	205	120 Peak	VERTICAL

Item 2, 3 are the fundamental frequency at 5785 MHz.

Channel 165

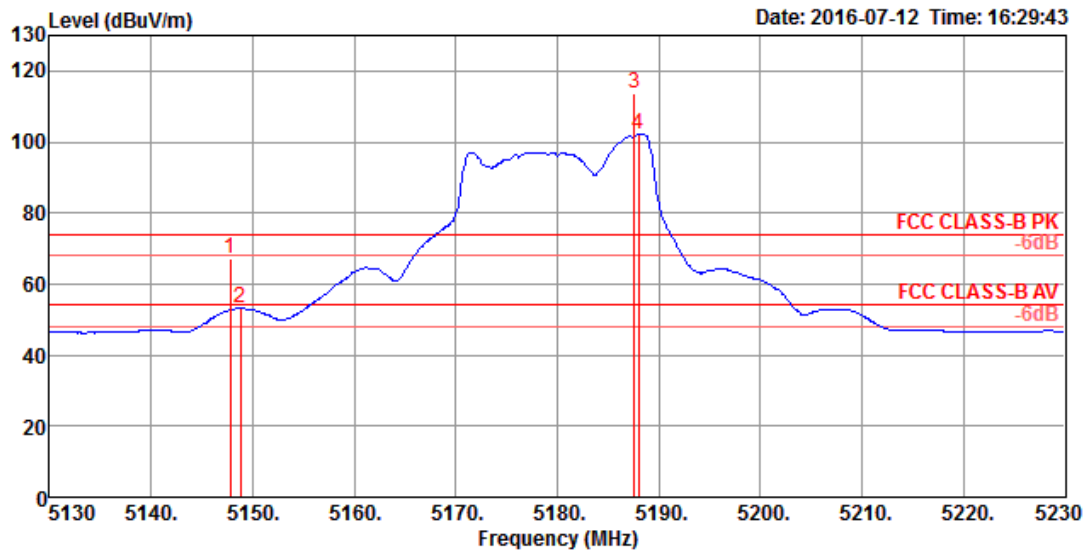


	Freq	Level	Limit Line	Over Limit	Read Level	CableAntenna Loss	Preamp Factor	A/Pos	T/Pos	Remark	Pol/Phase
	MHz	dBuV/m	dBuV/m	dB	dBuV	dB	dB/m	dB	cm	deg	
1	5631.72	59.70	68.20	-8.50	51.76	7.64	31.96	31.66	300	128 Peak	VERTICAL
2	5821.80	109.25			100.99	7.82	32.18	31.74	300	128 Average	VERTICAL
3	5821.80	119.24			110.98	7.82	32.18	31.74	300	128 Peak	VERTICAL
4	5977.32	60.87	68.20	-7.33	52.37	7.92	32.38	31.80	300	128 Peak	VERTICAL

Item 2, 3 are the fundamental frequency at 5825 MHz.

Temperature	22°C	Humidity	54%
Test Engineer	Zero Chen & Stim Sung & Steven Liang	Configurations	IEEE 802.11ac MCS0/Nss1 VHT20 CH 36, 40, 48 / Chain 1 + Chain 2 + Chain 3 + Chain 4

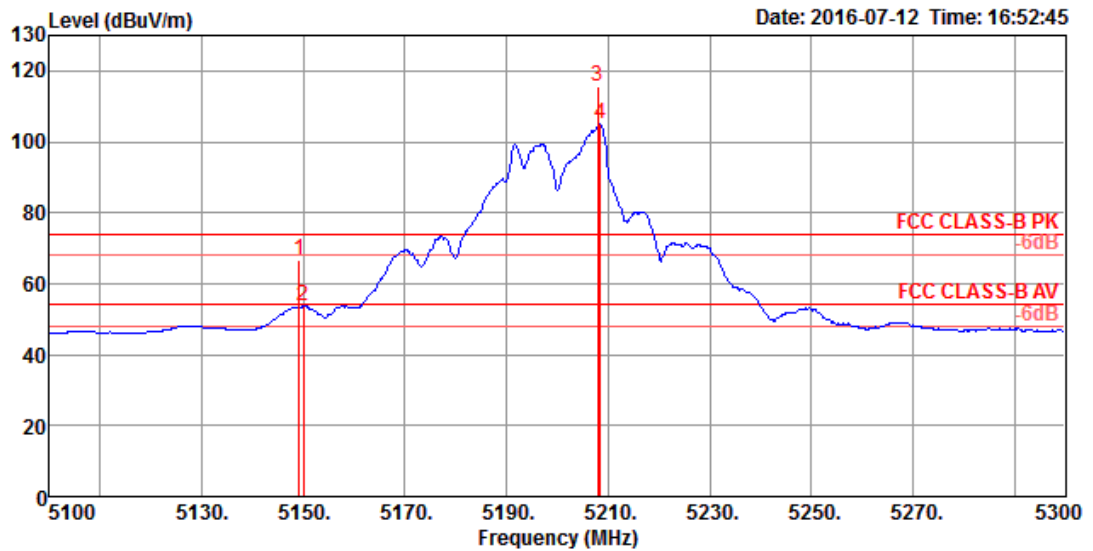
Channel 36



	Freq	Level	Limit Line	Over Limit	Read Level	CableAntenna Loss	Preamp Factor	A/Pos	T/Pos	Remark	Pol/Phase
	MHz	dBuV/m	dBuV/m	dB	dBuV	dB	dB/m	dB	cm	deg	
1	5147.80	67.19	74.00	-6.81	59.97	7.34	31.52	31.64	204	38 Peak	VERTICAL
2	5148.80	53.25	54.00	-0.75	46.03	7.34	31.52	31.64	204	38 Average	VERTICAL
3 0	5187.60	113.88			106.57	7.39	31.56	31.64	204	38 Peak	VERTICAL
4 0	5188.00	102.31			95.00	7.39	31.56	31.64	204	38 Average	VERTICAL

Item 3, 4 are the fundamental frequency at 5180 MHz.

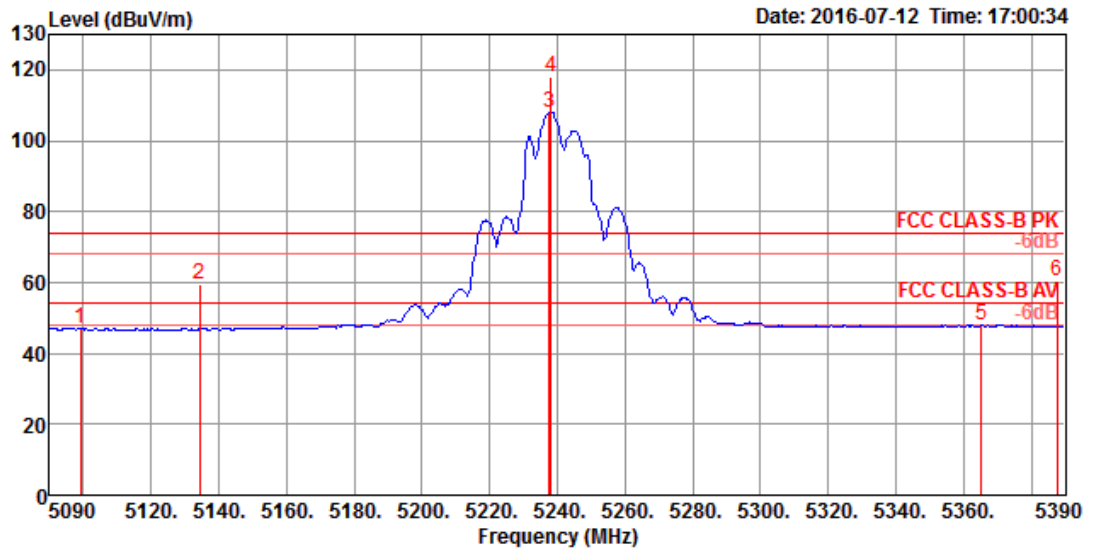
Channel 40



	Freq	Level	Limit Line	Over Limit	Read Level	CableAntenna Loss	Preamp Factor	A/Pos	T/Pos	Remark	Pol/Phase
	MHz	dBuV/m	dBuV/m	dB	dBuV	dB	dB/m	dB	cm	deg	
1	5149.20	66.56	74.00	-7.44	59.34	7.34	31.52	31.64	272	115 Peak	HORIZONTAL
2	5150.00	53.67	54.00	-0.33	46.45	7.34	31.52	31.64	272	115 Average	HORIZONTAL
3 0	5208.00	115.63			108.29	7.41	31.57	31.64	272	115 Peak	HORIZONTAL
4 0	5208.40	104.88			97.54	7.41	31.57	31.64	272	115 Average	HORIZONTAL

Item 3, 4 are the fundamental frequency at 5200 MHz.

Channel 48

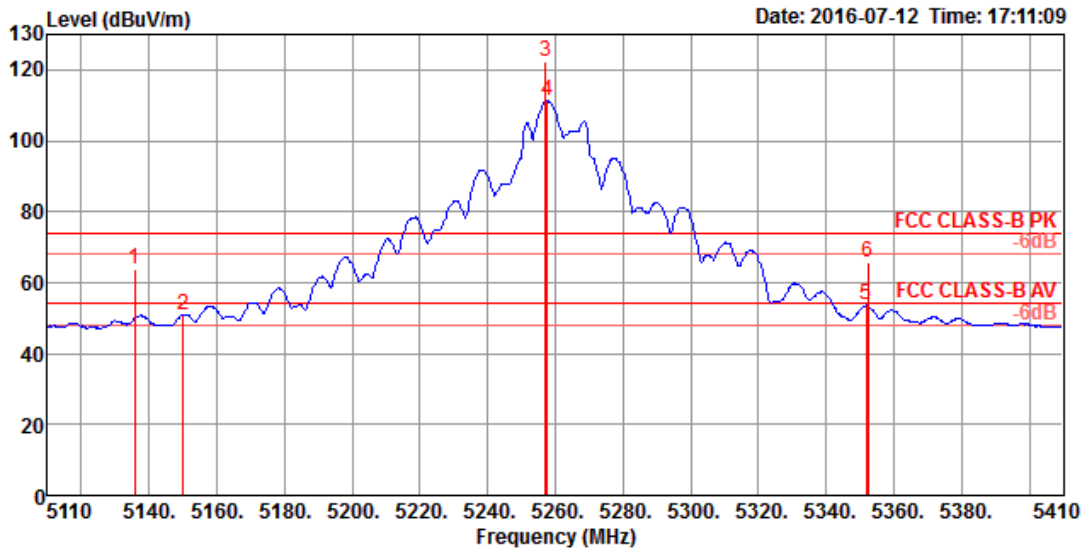


	Freq	Level	Limit Line	Over Limit	Read Level	CableAntenna Loss	Preamp Factor	A/Pos	T/Pos	Remark	Pol/Phase
	MHz	dBuV/m	dBuV/m	dB	dBuV	dB	dB/m	dB	cm	deg	
1	5099.00	47.21	54.00	-6.79	40.10	7.28	31.48	31.65	300	325 Average	VERTICAL
2	5134.40	59.63	74.00	-14.37	52.45	7.32	31.51	31.65	300	325 Peak	VERTICAL
3	5237.60	108.15			100.75	7.45	31.59	31.64	300	325 Average	VERTICAL
4	5238.20	117.97			110.57	7.45	31.59	31.64	300	325 Peak	VERTICAL
5	5365.40	48.02	54.00	-5.98	40.33	7.62	31.69	31.62	300	325 Average	VERTICAL
6	5387.60	60.21	74.00	-13.79	52.45	7.66	31.72	31.62	300	325 Peak	VERTICAL

Item 3, 4 are the fundamental frequency at 5240 MHz.

Temperature	22°C	Humidity	54%
Test Engineer	Zero Chen & Stim Sung & Steven Liang	Configurations	IEEE 802.11ac MCS0/Nss1 VHT20 CH 52, 60, 64 / Chain 1 + Chain 2 + Chain 3 + Chain 4

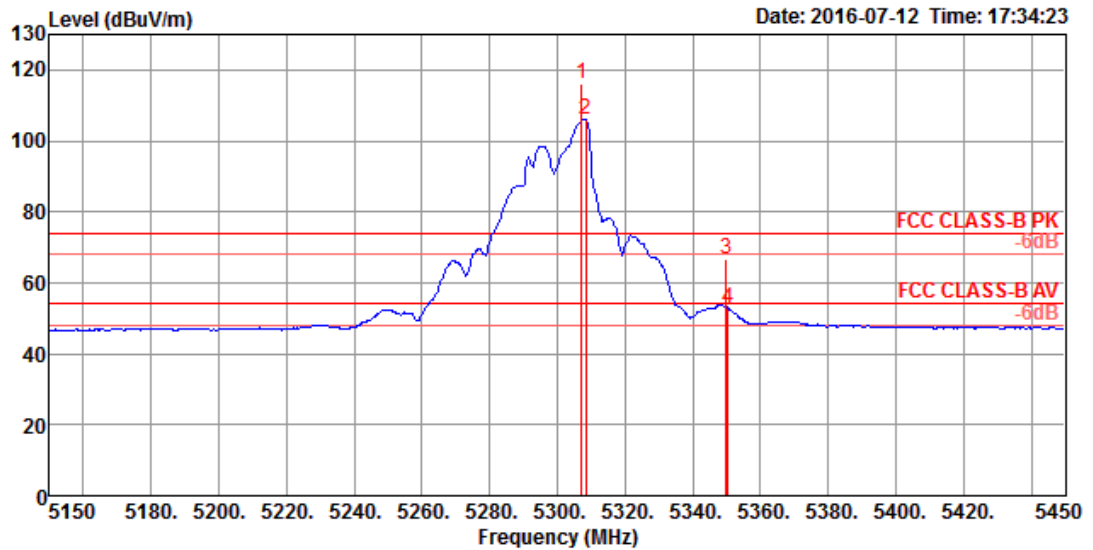
Channel 52



	Freq	Level	Limit	Over	Read	CableAntenna	Preamp	A/Pos	T/Pos	Remark	Pol/Phase
	MHz	dBuV/m	dBuV/m	dB	dBuV	dB	dB/m	dB	cm	deg	
1	5135.80	63.81	74.00	-10.19	56.63	7.32	31.51	31.65	222	328 Peak	VERTICAL
2	5150.00	50.71	54.00	-3.29	43.49	7.34	31.52	31.64	222	328 Average	VERTICAL
3 0	5257.00	122.34			114.89	7.47	31.61	31.63	222	328 Peak	VERTICAL
4 0	5257.60	111.31			103.86	7.47	31.61	31.63	222	328 Average	VERTICAL
5	5351.80	53.49	54.00	-0.51	45.83	7.60	31.68	31.62	222	328 Average	VERTICAL
6	5352.40	65.65	74.00	-8.35	57.99	7.60	31.68	31.62	222	328 Peak	VERTICAL

Item 3, 4 are the fundamental frequency at 5260 MHz.

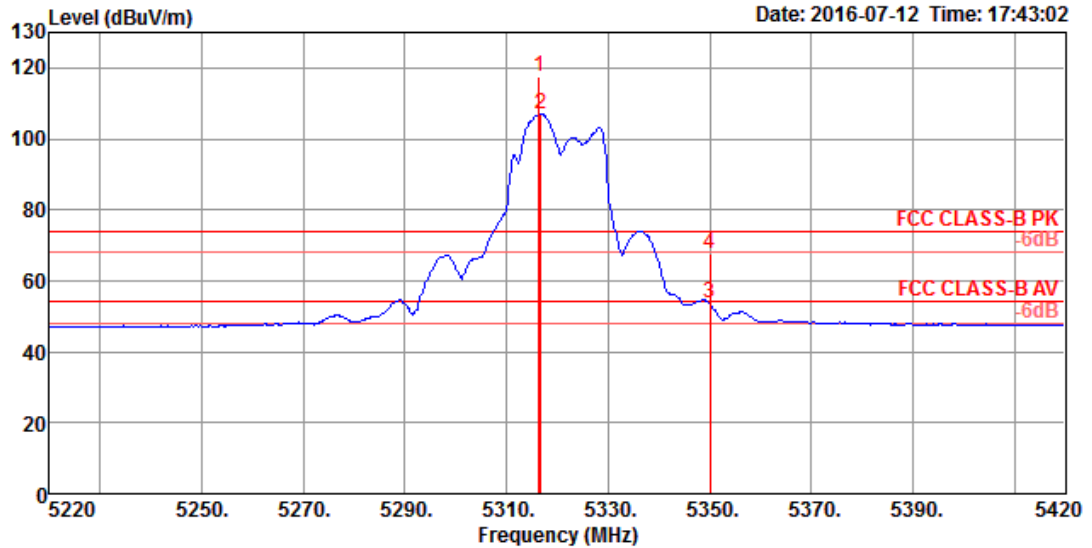
Channel 60



	Freq	Level	Limit	Over	Read	CableAntenna	Preamp	A/Pos	T/Pos	Remark	Pol/Phase	
	MHz	dBuV/m	dBuV/m	dB	dBuV	dB	dB/m	dB	cm	deg		
1	0	5307.20	115.96		108.41	7.54	31.64	31.63	300	118 Peak	HORIZONTAL	
2	0	5308.40	106.06		98.48	7.56	31.65	31.63	300	118 Average	HORIZONTAL	
3		5350.00	66.62	74.00	-7.38	58.96	7.60	31.68	31.62	300	118 Peak	HORIZONTAL
4		5350.40	52.63	54.00	-1.37	44.97	7.60	31.68	31.62	300	118 Average	HORIZONTAL

Item 1, 2 are the fundamental frequency at 5300 MHz.

Channel 64

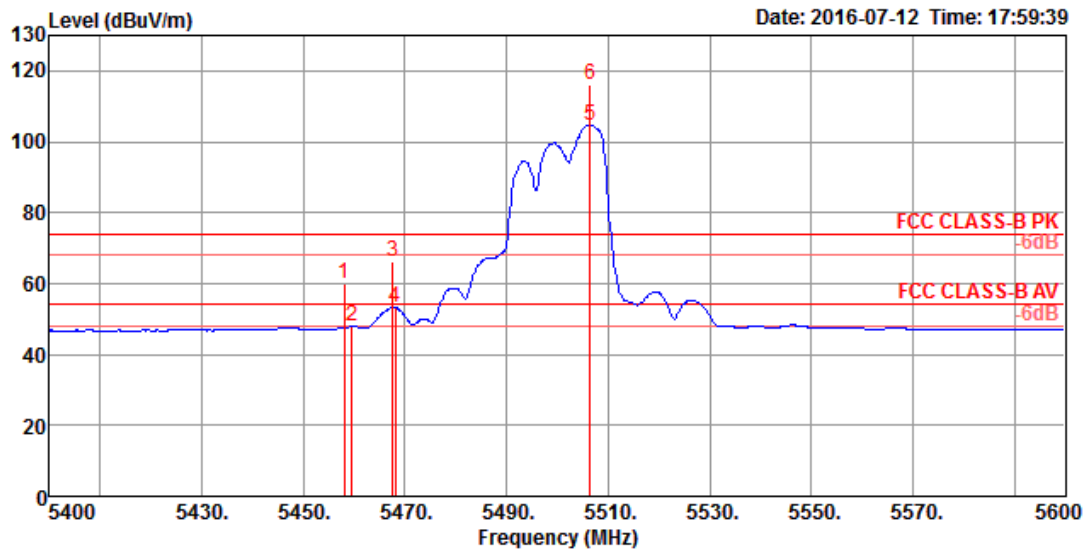


	Freq	Level	Limit	Over	Read	CableAntenna	Preamp	A/Pos	T/Pos	Remark	Pol/Phase	
	MHz	dBuV/m	dBuV/m	dB	dBuV	dB	dB/m	dB	cm	deg		
1	0	5316.40	117.50		109.92	7.56	31.65	31.63	241	332 Peak	VERTICAL	
2	0	5316.80	106.95		99.37	7.56	31.65	31.63	241	332 Average	VERTICAL	
3		5350.00	53.52	54.00	-0.48	45.86	7.60	31.68	31.62	241	332 Average	VERTICAL
4		5350.00	67.85	74.00	-6.15	60.19	7.60	31.68	31.62	241	332 Peak	VERTICAL

Item 1, 2 are the fundamental frequency at 5320 MHz.

Temperature	22°C	Humidity	54%
Test Engineer	Zero Chen & Stim Sung & Steven Liang	Configurations	IEEE 802.11ac MCS0/Nss1 VHT20 CH 100, 116, 140 / Chain 1 + Chain 2 + Chain 3 + Chain 4

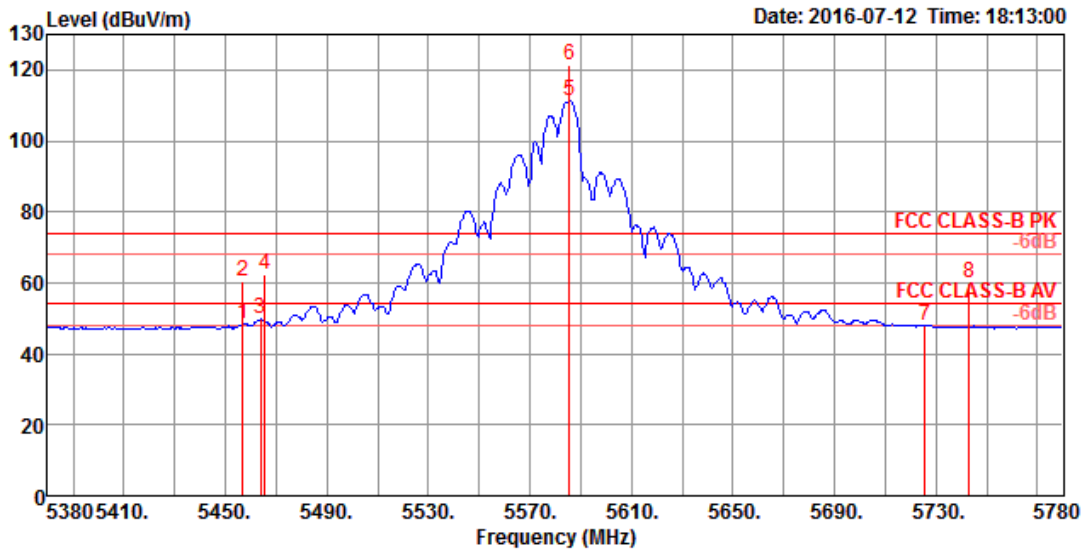
Channel 100



	Freq	Level	Limit Line	Over Limit	Read Level	CableAntenna Loss	Preamp Factor	A/Pos	T/Pos	Remark	Pol/Phase
	MHz	dBuV/m	dBuV/m	dB	dBuV	dB	dB/m	dB	cm	deg	
1	5458.00	60.07	74.00	-13.93	52.28	7.64	31.76	31.61	297	166 Peak	VERTICAL
2	5459.60	47.82	54.00	-6.18	40.03	7.64	31.76	31.61	297	166 Average	VERTICAL
3	5467.60	66.10	74.00	-7.90	58.29	7.64	31.78	31.61	297	166 Peak	VERTICAL
4	5468.00	53.10	54.00	-0.90	45.29	7.64	31.78	31.61	297	166 Average	VERTICAL
5 0	5506.40	104.79			96.98	7.63	31.80	31.62	297	166 Average	VERTICAL
6 0	5506.40	116.13			108.32	7.63	31.80	31.62	297	166 Peak	VERTICAL

Item 5, 6 are the fundamental frequency at 5500 MHz.

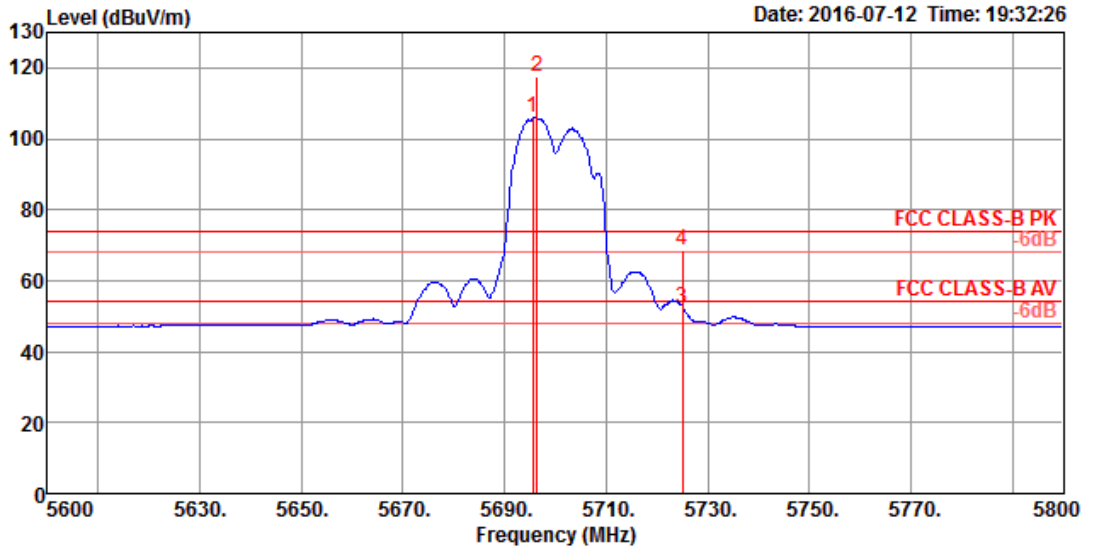
Channel 116



	Freq	Level	Limit	Over	Read	CableAntenna	Preamp	A/Pos	T/Pos	Remark	Pol/Phase
	MHz	dBuV/m	dBuV/m	dB	dBuV	dB	dB/m	dB	cm	deg	
1	5456.80	48.45	54.00	-5.55	40.66	7.64	31.76	31.61	287	165 Average	VERTICAL
2	5456.80	60.49	74.00	-13.51	52.70	7.64	31.76	31.61	287	165 Peak	VERTICAL
3	5464.00	49.66	54.00	-4.34	41.85	7.64	31.78	31.61	287	165 Average	VERTICAL
4	5465.60	62.35	74.00	-11.65	54.54	7.64	31.78	31.61	287	165 Peak	VERTICAL
5 0	5585.60	111.34			103.48	7.61	31.90	31.65	287	165 Average	VERTICAL
6 0	5585.60	121.39			113.53	7.61	31.90	31.65	287	165 Peak	VERTICAL
7	5725.60	48.13	54.00	-5.87	40.01	7.74	32.08	31.70	287	165 Average	VERTICAL
8	5743.20	60.13	74.00	-13.87	51.98	7.76	32.10	31.71	287	165 Peak	VERTICAL

Item 5, 6 are the fundamental frequency at 5580 MHz.

Channel 140

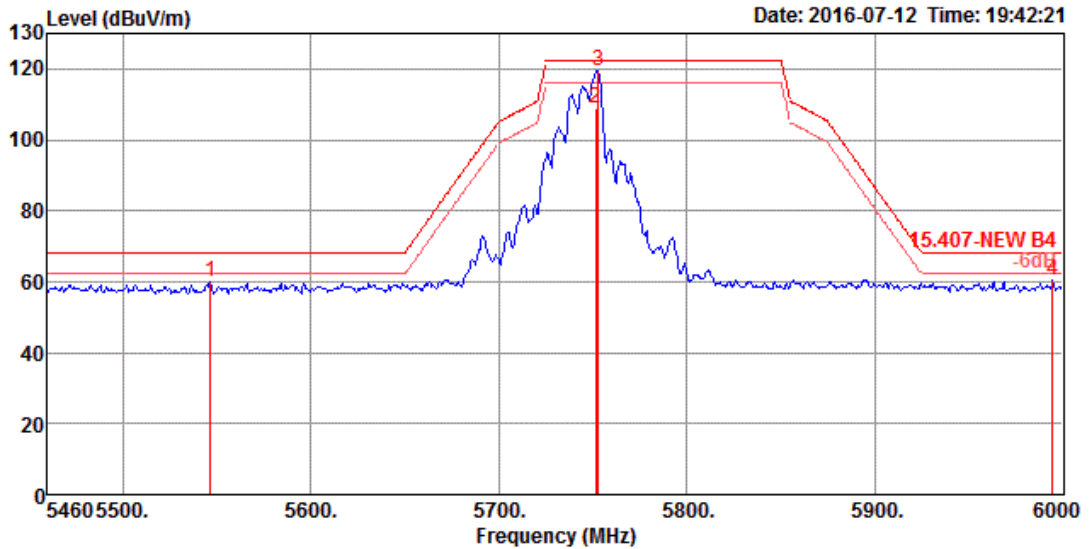


	Freq	Level	Limit Line	Over Limit	Read Level	CableAntenna Loss	Preamp Factor	A/Pos	T/Pos	Remark	Pol/Phase		
	MHz	dBuV/m	dBuV/m	dB	dBuV	dB	dB/m	dB	cm	deg			
1	0	5695.60	105.84		97.78	7.71	32.04	31.69	226	120	Average	VERTICAL	
2	0	5696.40	117.32		109.26	7.71	32.04	31.69	226	120	Peak	VERTICAL	
3		5725.00	52.34	54.00	-1.66	44.22	7.74	32.08	31.70	226	120	Average	VERTICAL
4		5725.00	68.37	74.00	-5.63	60.25	7.74	32.08	31.70	226	120	Peak	VERTICAL

Item 1, 2 are the fundamental frequency at 5700 MHz.

Temperature	22°C	Humidity	54%
Test Engineer	Zero Chen & Stim Sung & Steven Liang	Configurations	IEEE 802.11ac MCS0/Nss1 VHT20 CH 149, 157, 165 / Chain 1 + Chain 2 + Chain 3 + Chain 4

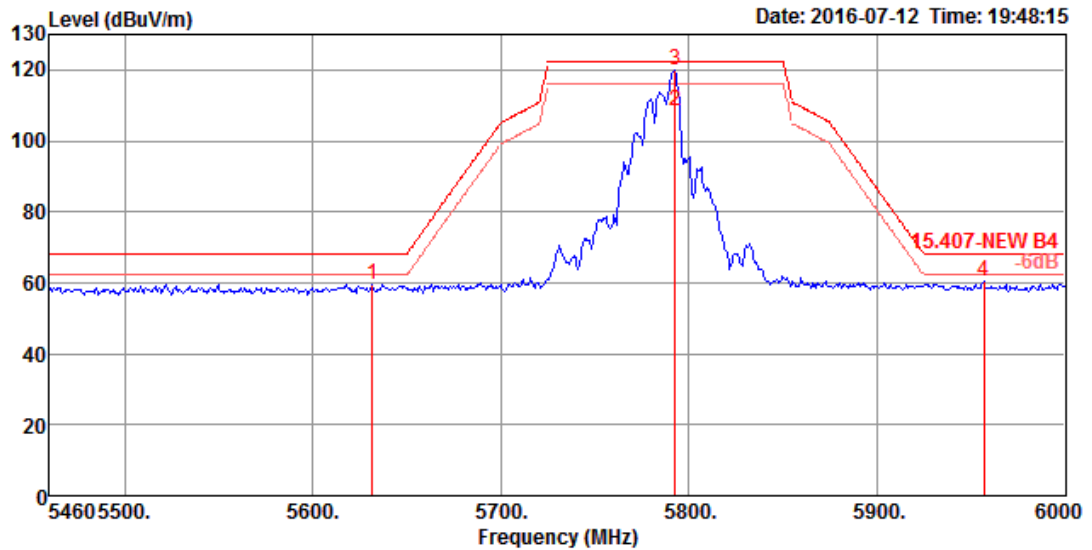
Channel 149



	Freq	Level	Limit	Over	Read	CableAntenna	Preamp	A/Pos	T/Pos	Remark	Pol/Phase
	MHz	dBuV/m	dBuV/m	dB	dBuV	dB	dB/m	dB	cm	deg	
1	5546.40	60.18	68.20	-8.02	52.33	7.62	31.86	31.63	300	165 Peak	VERTICAL
2	5751.60	109.07			100.92	7.76	32.10	31.71	300	165 Average	VERTICAL
3	5752.68	119.61			111.46	7.76	32.10	31.71	300	165 Peak	VERTICAL
4	5994.60	60.43	68.20	-7.77	51.90	7.93	32.40	31.80	300	165 Peak	VERTICAL

Item 2, 3 are the fundamental frequency at 5745 MHz.

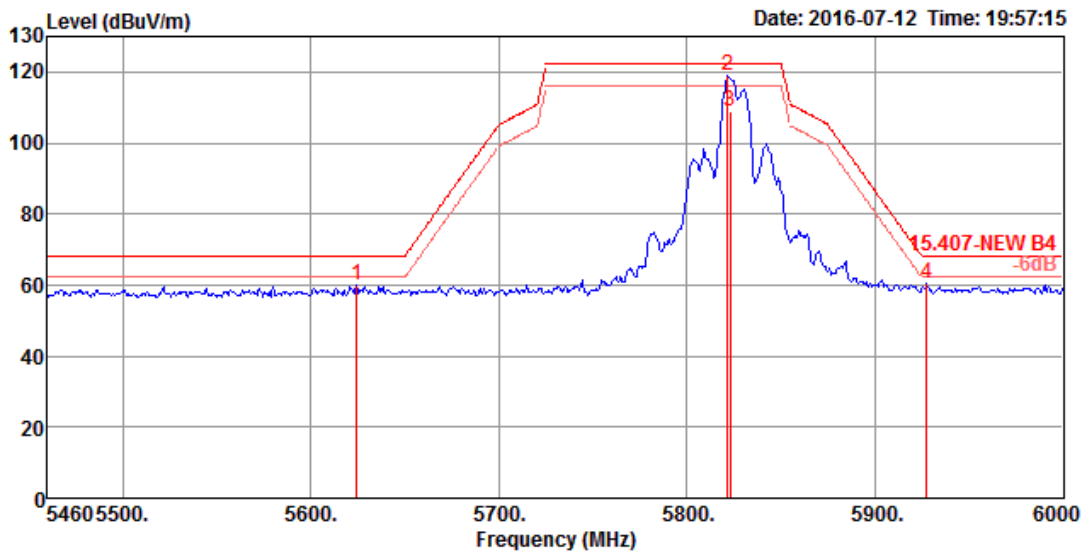
Channel 157



	Freq	Level	Limit Line	Over Limit	Read Level	CableAntenna Loss	Preamp Factor	A/Pos	T/Pos	Remark	Pol/Phase
	MHz	dBuV/m	dBuV/m	dB	dBuV	dB	dB/m	dB	cm	deg	
1	5631.72	59.72	68.20	-8.48	51.78	7.64	31.96	31.66	300	170 Peak	VERTICAL
2	5792.64	108.52			100.28	7.81	32.16	31.73	300	170 Average	VERTICAL
3	5792.64	119.84			111.60	7.81	32.16	31.73	300	170 Peak	VERTICAL
4	5956.80	60.55	68.20	-7.65	52.11	7.90	32.34	31.80	300	170 Peak	VERTICAL

Item 2, 3 are the fundamental frequency at 5785 MHz.

Channel 165

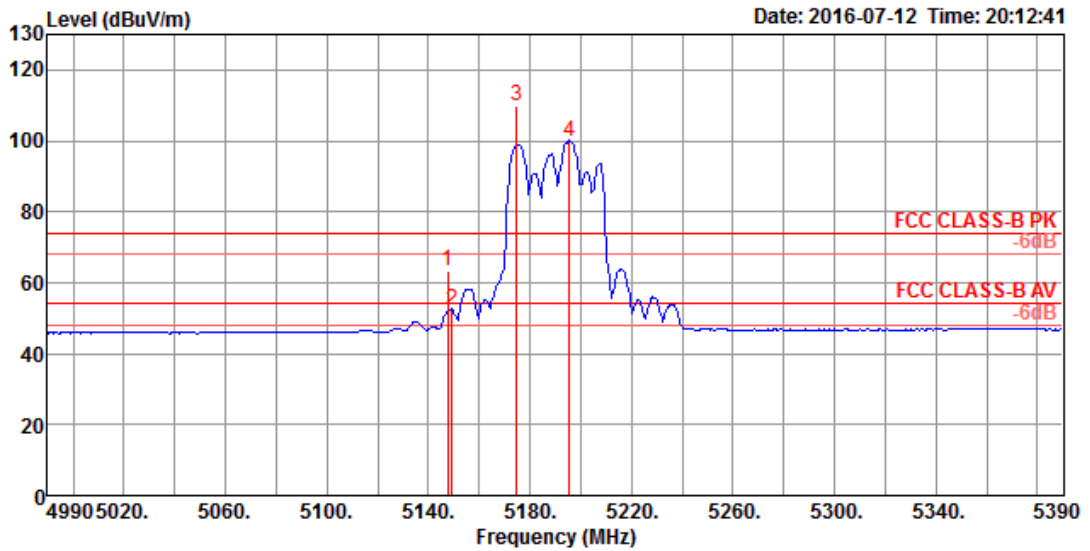


	Freq	Level	Limit Line	Over Limit	Read Level	CableAntenna Loss	Preamp Factor	A/Pos	T/Pos	Remark	Pol/Phase
	MHz	dBuV/m	dBuV/m	dB	dBuV	dB	dB/m	dB	cm	deg	
1	5624.16	60.01	68.20	-8.19	52.07	7.64	31.96	31.66	222	125 Peak	VERTICAL
2	5821.80	119.16			110.90	7.82	32.18	31.74	222	125 Peak	VERTICAL
3	5822.88	108.98			100.69	7.83	32.20	31.74	222	125 Average	VERTICAL
4	5927.64	60.37	68.20	-7.83	51.94	7.89	32.32	31.78	222	125 Peak	VERTICAL

Item 2, 3 are the fundamental frequency at 5825 MHz.

Temperature	22°C	Humidity	54%
Test Engineer	Zero Chen & Stim Sung & Steven Liang	Configurations	IEEE 802.11ac MCS0/Nss1 VHT40 CH 38, 46 / Chain 1 + Chain 2 + Chain 3 + Chain 4

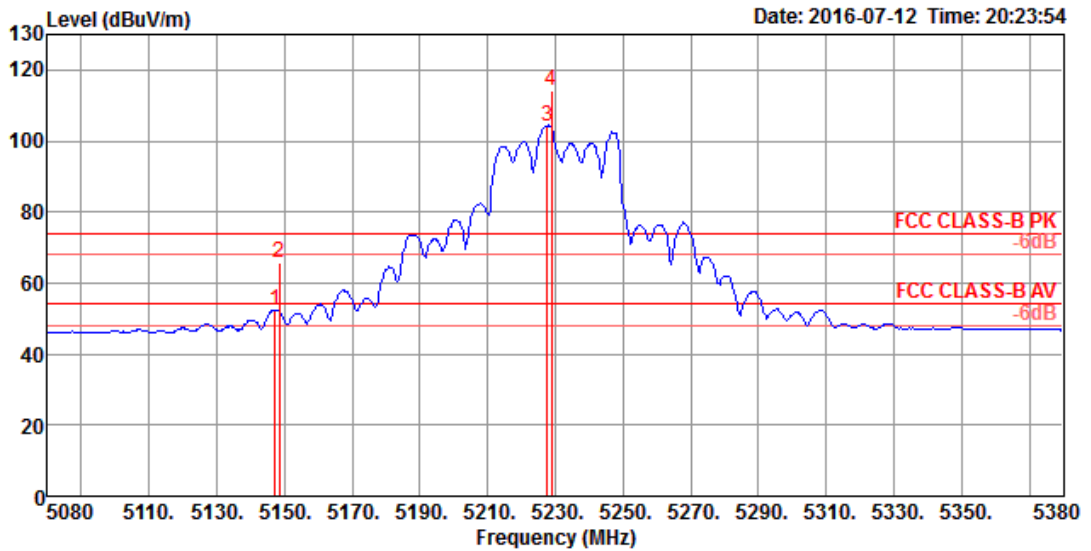
Channel 38



	Freq	Level	Limit	Over	Read	CableAntenna	Preamp	A/Pos	T/Pos	Remark	Pol/Phase
	MHz	dBuV/m	dBuV/m	dB	dBuV	dB	dB/m	dB	cm	deg	
1	5147.60	63.29	74.00	-10.71	56.07	7.34	31.52	31.64	300	164 Peak	VERTICAL
2	5149.20	52.52	54.00	-1.48	45.30	7.34	31.52	31.64	300	164 Average	VERTICAL
3 0	5174.80	109.86			102.58	7.37	31.55	31.64	300	164 Peak	VERTICAL
4 0	5195.60	100.01			92.70	7.39	31.56	31.64	300	164 Average	VERTICAL

Item 3, 4 are the fundamental frequency at 5190 MHz.

Channel 46

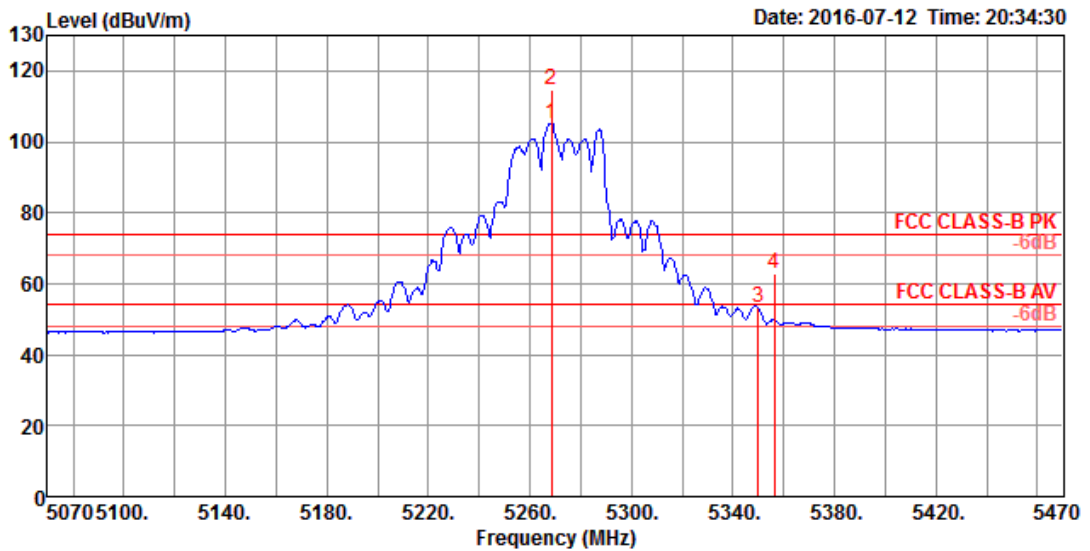


	Freq	Level	Limit Line	Over Limit	Read Level	CableAntenna Loss	Preamp Factor	A/Pos	T/Pos	Remark	Pol/Phase	
	MHz	dBuV/m	dBuV/m	dB	dBuV	dB	dB/m	dB	cm	deg		
1	5147.20	52.31	54.00	-1.69	45.09	7.34	31.52	31.64	300	328	Average	VERTICAL
2	5148.40	65.76	74.00	-8.24	58.54	7.34	31.52	31.64	300	328	Peak	VERTICAL
3 0	5227.60	104.30			96.93	7.43	31.58	31.64	300	328	Average	VERTICAL
4 0	5228.80	114.15			106.78	7.43	31.58	31.64	300	328	Peak	VERTICAL

Item 3, 4 are the fundamental frequency at 5230 MHz.

Temperature	22°C	Humidity	54%
Test Engineer	Zero Chen & Stim Sung & Steven Liang	Configurations	IEEE 802.11ac MCS0/Nss1 VHT40 CH 54, 62 / Chain 1 + Chain 2 + Chain 3 + Chain 4

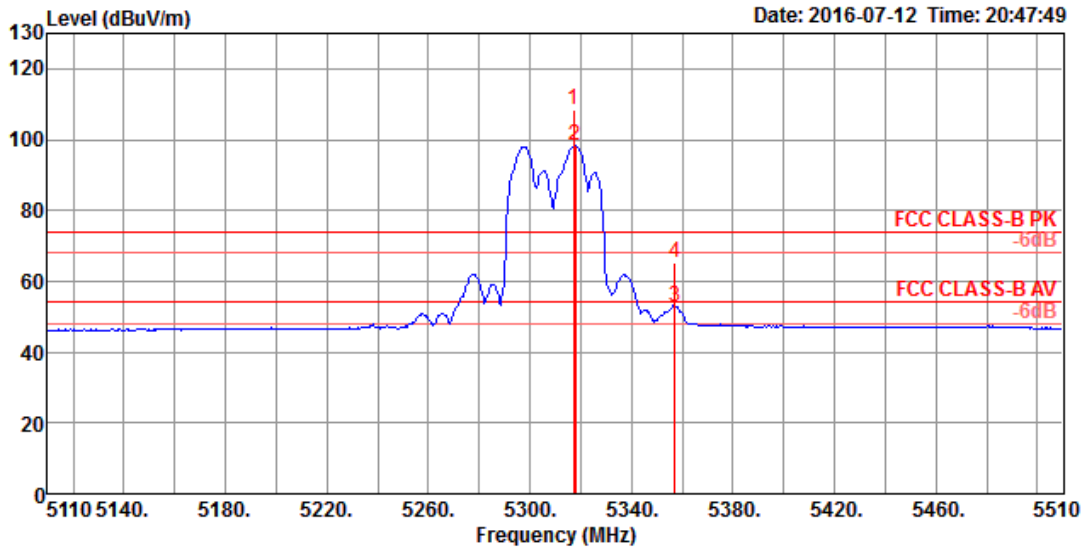
Channel 54



	Freq	Level	Limit	Over	Read	CableAntenna	Preamp	A/Pos	T/Pos	Remark	Pol/Phase		
	MHz	dBuV/m	dBuV/m	dB	dBuV	dB	dB/m	dB	cm	deg			
1	0	5268.40	105.22		97.74	7.49	31.62	31.63	300	330	Average	VERTICAL	
2	0	5268.40	114.75		107.27	7.49	31.62	31.63	300	330	Peak	VERTICAL	
3		5350.00	53.19	54.00	-0.81	45.53	7.60	31.68	31.62	300	330	Average	VERTICAL
4		5356.40	62.71	74.00	-11.29	55.02	7.62	31.69	31.62	300	330	Peak	VERTICAL

Item 1, 2 are the fundamental frequency at 5270 MHz.

Channel 62

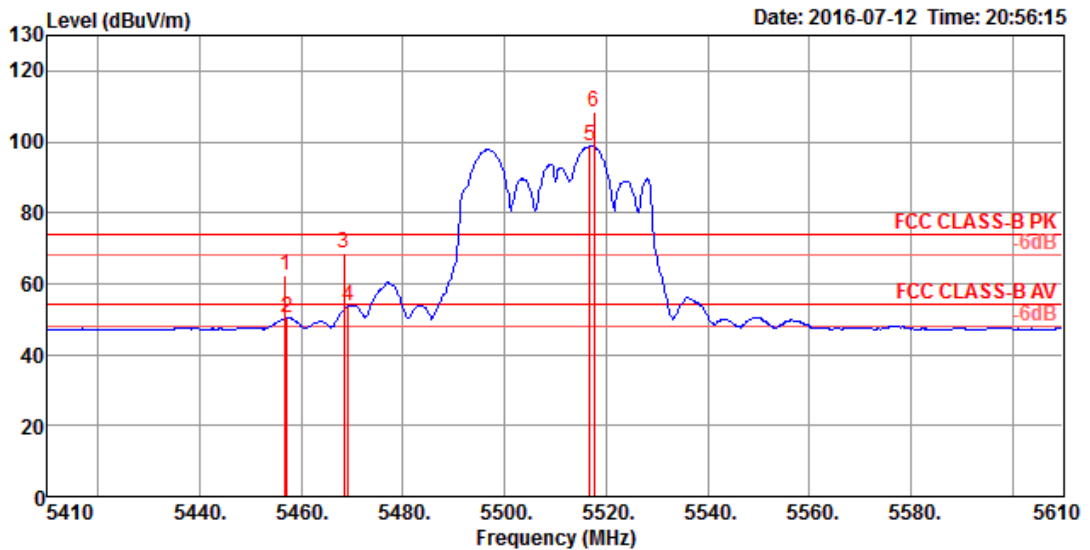


	Freq	Level	Limit Line	Over Limit	Read Level	CableAntenna Loss	Antenna Factor	Preamp Factor	A/Pos	T/Pos	Remark	Pol/Phase	
	MHz	dBuV/m	dBuV/m	dB	dBuV	dB	dB/m	dB	cm	deg			
1	0	5317.20	108.23		100.65	7.56	31.65	31.63	300	116	Peak	HORIZONTAL	
2	0	5318.00	98.13		90.55	7.56	31.65	31.63	300	116	Average	HORIZONTAL	
3		5357.20	52.98	54.00	-1.02	45.29	7.62	31.69	31.62	300	116	Average	HORIZONTAL
4		5357.20	65.27	74.00	-8.73	57.58	7.62	31.69	31.62	300	116	Peak	HORIZONTAL

Item 1, 2 are the fundamental frequency at 5310 MHz.

Temperature	22°C	Humidity	54%
Test Engineer	Zero Chen & Stim Sung & Steven Liang	Configurations	IEEE 802.11ac MCS0/Nss1 VHT40 CH 102, 110, 134 / Chain 1 + Chain 2 + Chain 3 + Chain 4

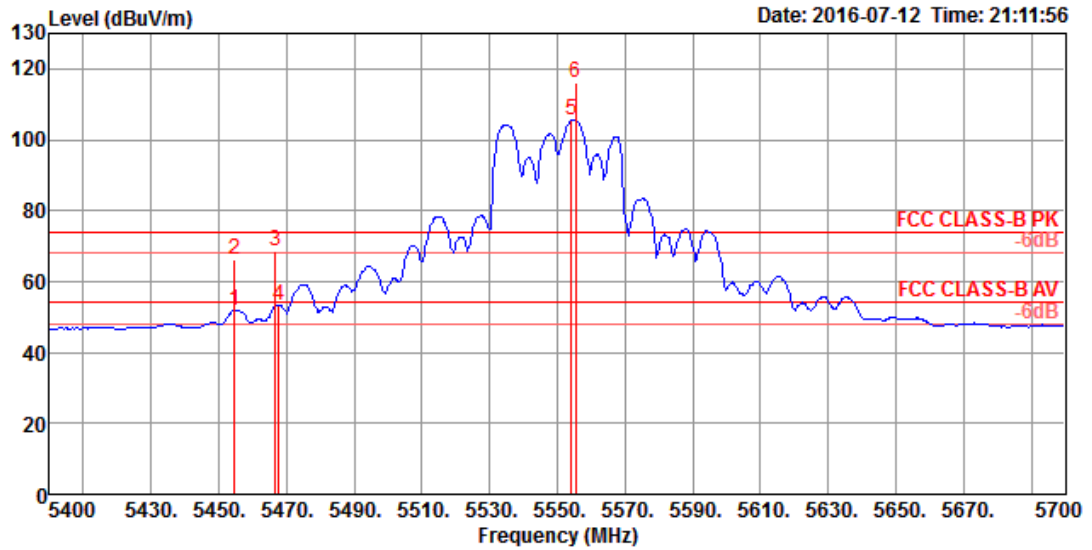
Channel 102



	Freq	Level	Limit Line	Over Limit	Read Level	CableAntenna Loss	Preamp Factor	A/Pos	T/Pos	Remark	PoI/Phase	
	MHz	dBuV/m	dBuV/m	dB	dBuV	dB	dB/m	dB	cm	deg		
1	5456.80	62.49	74.00	-11.51	54.70	7.64	31.76	31.61	300	163	Peak	VERTICAL
2	5457.20	50.27	54.00	-3.73	42.48	7.64	31.76	31.61	300	163	Average	VERTICAL
3	5468.40	68.42	74.00	-5.58	60.61	7.64	31.78	31.61	300	163	Peak	VERTICAL
4	5469.20	53.61	54.00	-0.39	45.80	7.64	31.78	31.61	300	163	Average	VERTICAL
5 0	5516.80	98.68			90.85	7.63	31.82	31.62	300	163	Average	VERTICAL
6 0	5517.60	108.21			100.38	7.63	31.82	31.62	300	163	Peak	VERTICAL

Item 5, 6 are the fundamental frequency at 5510 MHz.

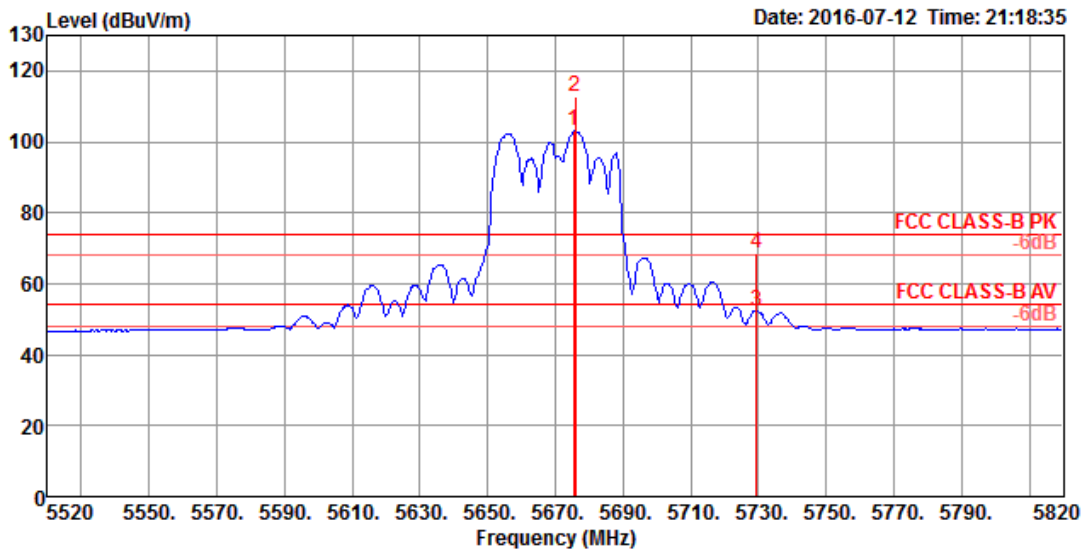
Channel 110



	Freq	Level	Limit Line	Over Limit	Read Level	CableAntenna Loss	Preamp Factor	A/Pos	T/Pos	Remark	Pol/Phase
	MHz	dBuV/m	dBuV/m	dB	dBuV	dB	dB/m	dB	cm	deg	
1	5454.60	51.88	54.00	-2.12	44.09	7.64	31.76	31.61	300	164 Average	VERTICAL
2	5454.60	66.36	74.00	-7.64	58.57	7.64	31.76	31.61	300	164 Peak	VERTICAL
3	5466.60	68.38	74.00	-5.62	60.57	7.64	31.78	31.61	300	164 Peak	VERTICAL
4	5467.80	53.24	54.00	-0.76	45.43	7.64	31.78	31.61	300	164 Average	VERTICAL
5	5554.20	105.66			97.81	7.62	31.86	31.63	300	164 Average	VERTICAL
6	5555.40	115.89			108.04	7.62	31.86	31.63	300	164 Peak	VERTICAL

Item 5, 6 are the fundamental frequency at 5550 MHz.

Channel 134

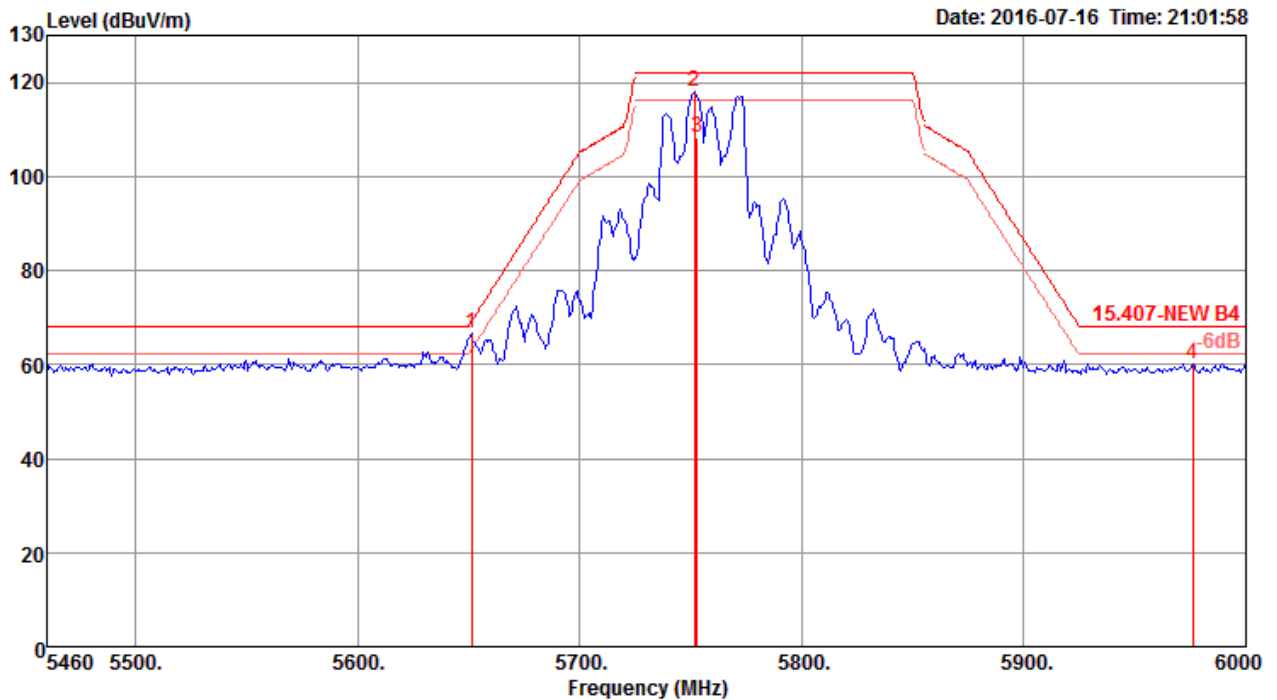


	Freq	Level	Limit	Over	Read	CableAntenna	Preamp	A/Pos	T/Pos	Remark	Pol/Phase	
	MHz	dBuV/m	dBuV/m	dB	dBuV	dB	dB/m	dB	cm	deg		
1	0	5675.40	102.91		94.88	7.69	32.02	31.68	300	161 Average	VERTICAL	
2	0	5676.00	112.65		104.62	7.69	32.02	31.68	300	161 Peak	VERTICAL	
3		5729.40	52.49	54.00	-1.51	44.38	7.74	32.08	31.71	300	161 Average	VERTICAL
4		5729.40	68.46	74.00	-5.54	60.35	7.74	32.08	31.71	300	161 Peak	VERTICAL

Item 1, 2 are the fundamental frequency at 5670 MHz.

Temperature	22°C	Humidity	54%
Test Engineer	Zero Chen & Stim Sung & Steven Liang	Configurations	IEEE 802.11ac MCS0/Nss1 VHT40 CH 151, 159 / Chain 1 + Chain 2 + Chain 3 + Chain 4

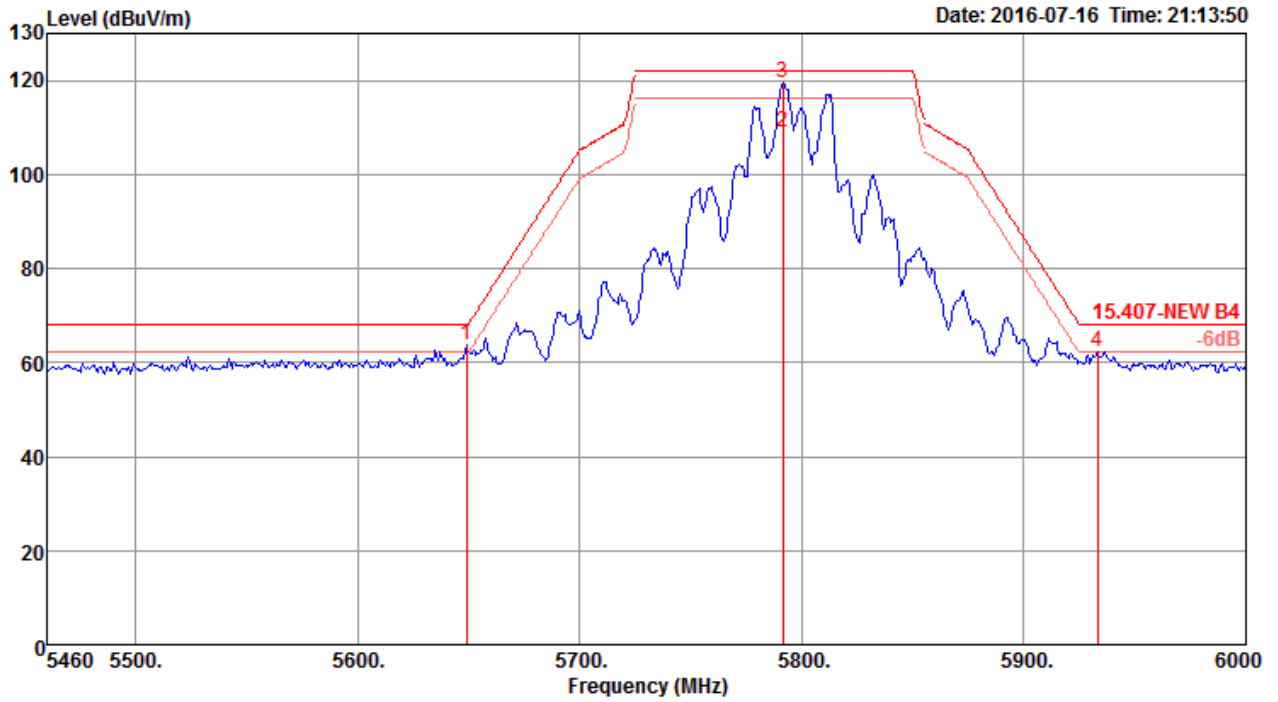
Channel 151



	Freq	Level	Limit Line	Over Limit	Read Level	CableAntenna Loss	Preamp Factor	A/Pos	T/Pos	Remark	Pol/Phase
	MHz	dBuV/m	dBuV/m	dB	dBuV	dB	dB/m	dB	cm	deg	
1	5651.16	66.56	69.06	-2.50	58.34	6.80	34.39	32.97	224	127 Peak	VERTICAL
2	5751.60	118.23			109.88	6.90	34.45	33.00	224	127 Peak	VERTICAL
3	5752.68	108.17			99.82	6.90	34.45	33.00	224	127 Average	VERTICAL
4	5976.24	60.15	68.20	-8.05	51.62	7.00	34.59	33.06	224	127 Peak	VERTICAL

Item 2, 3 are the fundamental frequency at 5755 MHz.

Channel 159

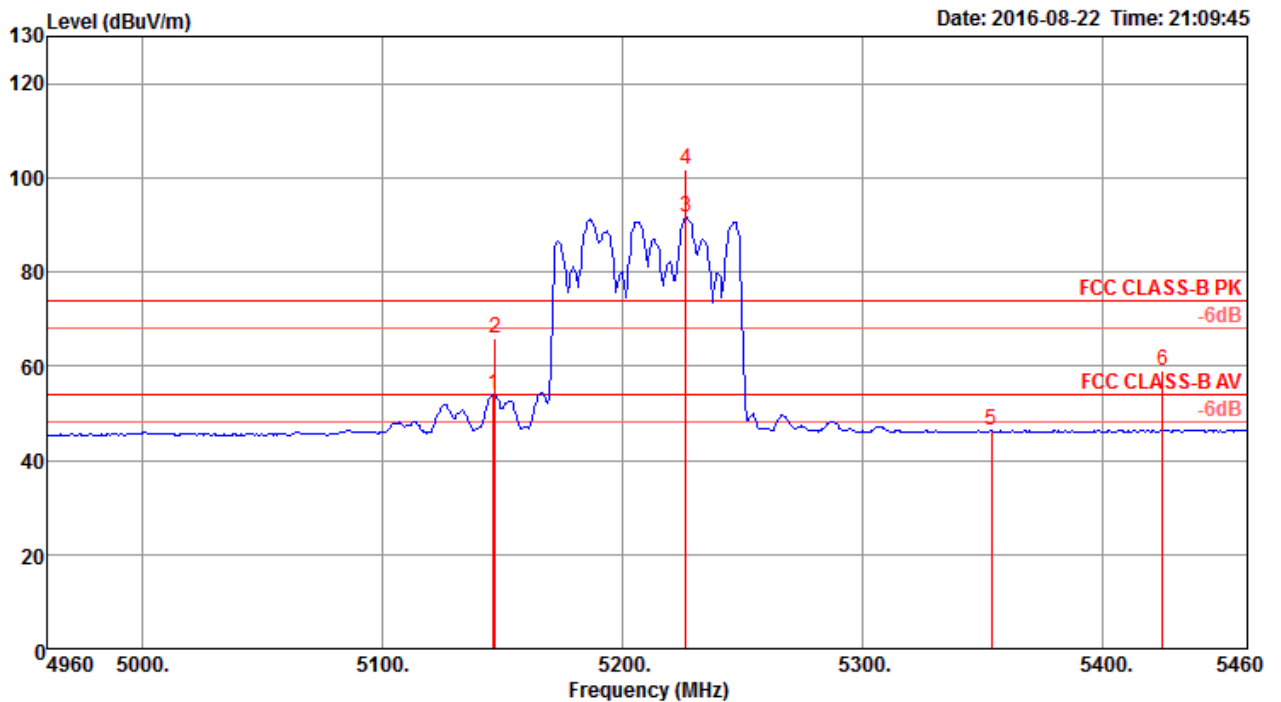


	Freq	Level	Limit Line	Over Limit	Read Level	CableAntenna Loss	Preamp Factor	A/Pos	T/Pos	Remark	PoI/Phase	
	MHz	dBuV/m	dBuV/m	dB	dBuV	dB	dB/m	dB	cm	deg		
1	5649.00	63.84	68.20	-4.36	55.62	6.80	34.39	32.97	234	128	Peak	VERTICAL
2	5791.56	109.00			100.58	6.95	34.48	33.01	234	128	Average	VERTICAL
3	5791.56	119.56			111.14	6.95	34.48	33.01	234	128	Peak	VERTICAL
4	5933.04	62.22	68.20	-5.98	53.72	6.98	34.56	33.04	234	128	Peak	VERTICAL

Item 2, 3 are the fundamental frequency at 5795 MHz.

Temperature	22°C	Humidity	54%
Test Engineer	Zero Chen & Stim Sung & Steven Liang	Configurations	IEEE 802.11ac MCS0/Nss1 VHT80 CH 42, 58 / Chain 1 + Chain 2 + Chain 3 + Chain 4

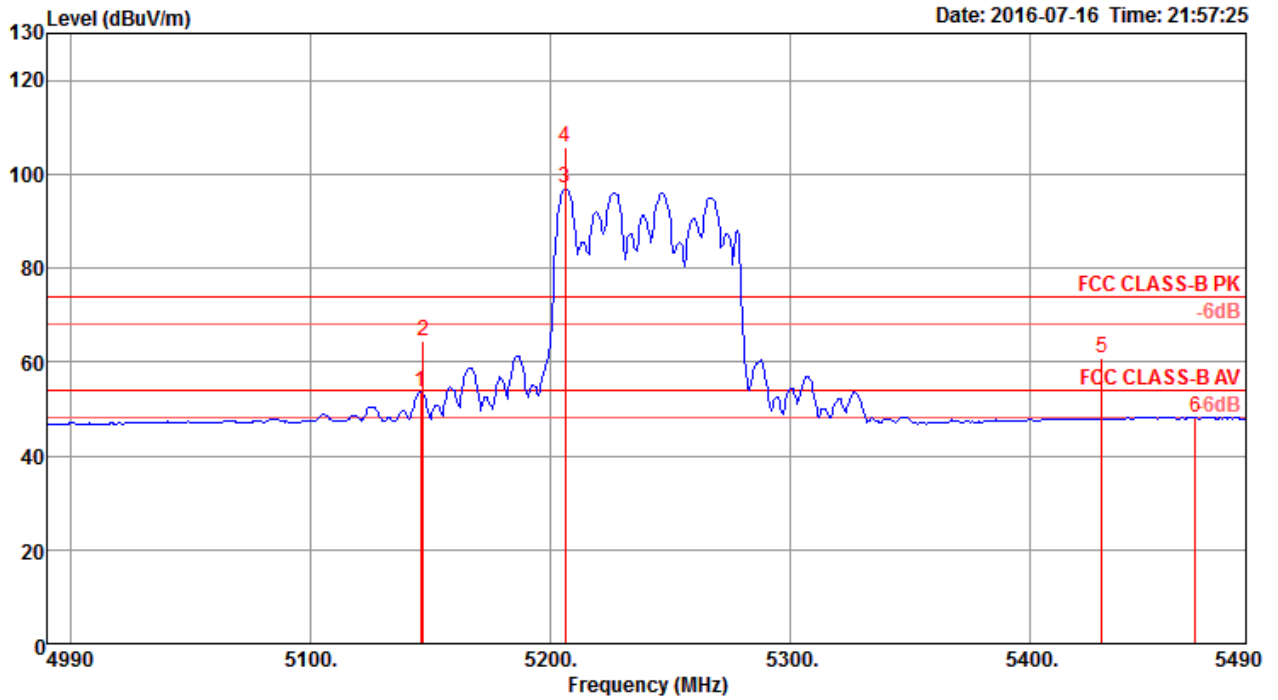
Channel 42



	Freq	Level	Limit	Over	Read	CableAntenna	Preamp	A/Pos	T/Pos	Remark	PoI/Phase
	MHz	dBuV/m	dBuV/m	dB	dBuV	dB	dB/m	dB	cm	deg	
1	5145.90	53.88	54.00	-0.12	46.62	6.44	33.74	32.92	257	358 Average	VERTICAL
2	5146.70	65.78	74.00	-8.22	58.52	6.44	33.74	32.92	257	358 Peak	VERTICAL
3	5226.03	91.60			84.15	6.51	33.86	32.92	257	358 Average	VERTICAL
4	5226.03	101.73			94.28	6.51	33.86	32.92	257	358 Peak	VERTICAL
5	5353.43	46.44	54.00	-7.56	38.69	6.61	34.06	32.92	257	358 Average	VERTICAL
6	5424.74	59.08	74.00	-14.92	51.16	6.67	34.18	32.93	257	358 Peak	VERTICAL

Item 3, 4 are the fundamental frequency at 5210 MHz.

Channel 58

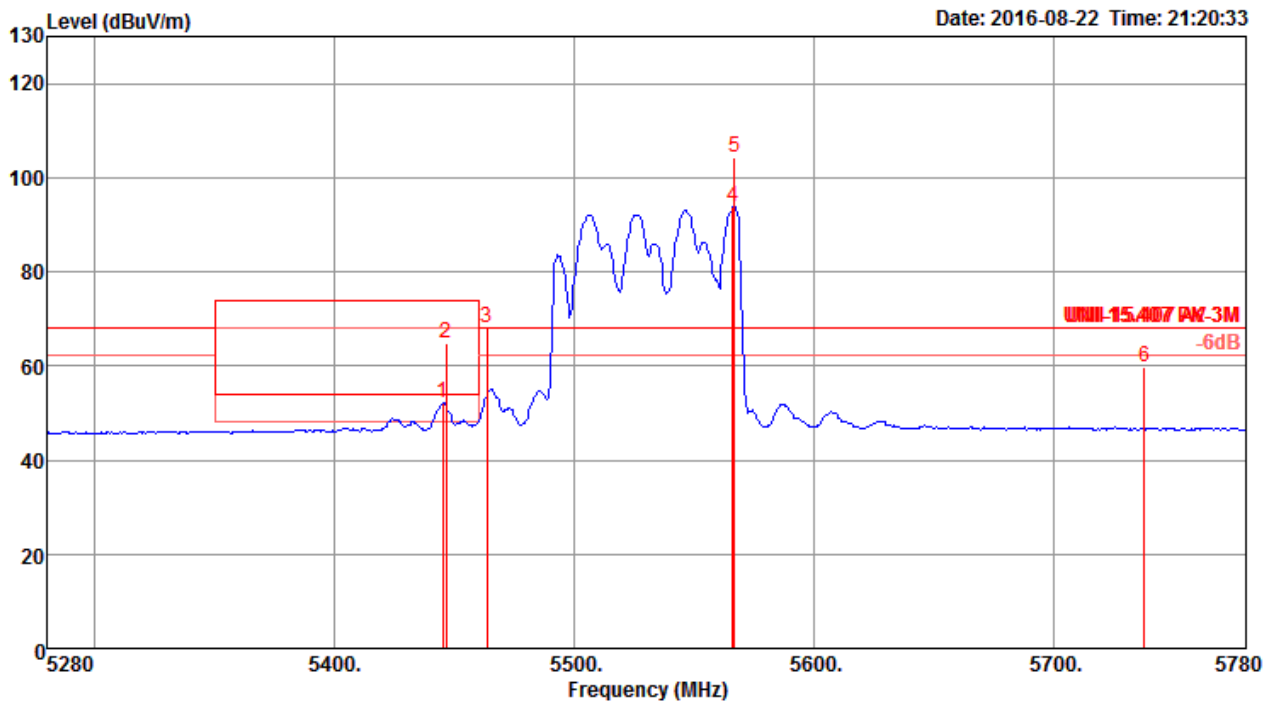


	Freq	Level	Limit Line	Over Limit	Read Level	CableAntenna Loss	Preamp Factor	A/Pos	T/Pos	Remark	Pol/Phase
	MHz	dBuV/m	dBuV/m	dB	dBuV	dB	dB/m	dB	cm	deg	
1	5146.00	53.76	54.00	-0.24	46.50	6.44	33.74	32.92	238	167 Average	VERTICAL
2	5147.00	64.55	74.00	-9.45	57.29	6.44	33.74	32.92	238	167 Peak	VERTICAL
3	5206.00	96.98			89.57	6.49	33.84	32.92	238	167 Average	VERTICAL
4	5206.00	105.83			98.42	6.49	33.84	32.92	238	167 Peak	VERTICAL
5	5430.00	60.96	74.00	-13.04	53.04	6.67	34.18	32.93	238	167 Peak	VERTICAL
6	5469.00	48.28	54.00	-5.72	40.27	6.69	34.25	32.93	238	167 Average	VERTICAL

Item 3, 4 are the fundamental frequency at 5290 MHz.

Temperature	22°C	Humidity	54%
Test Engineer	Zero Chen & Stim Sung & Steven Liang	Configurations	IEEE 802.11ac MCS0/Nss1 VHT80 CH 106, 122, 155 / Chain 1 + Chain 2 + Chain 3 + Chain 4

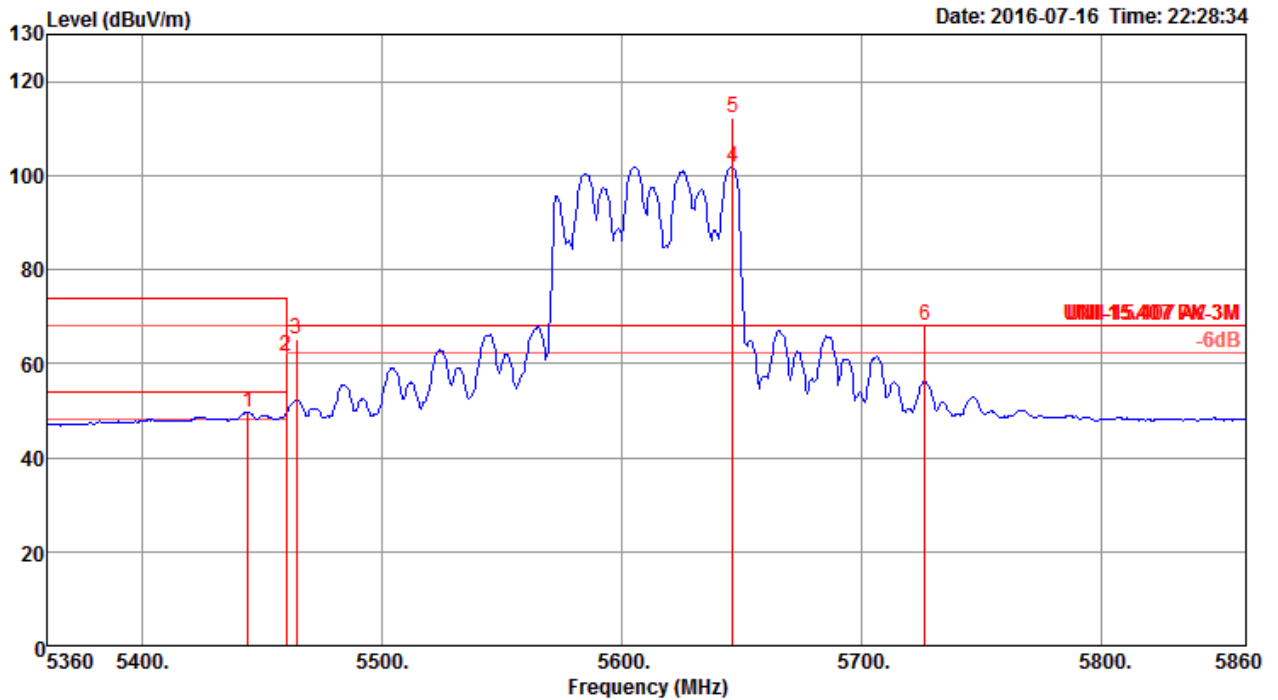
Channel 106



	Freq	Level	Limit	Over	Read	CableAntenna	Preamp	A/Pos	T/Pos	Remark	PoI/Phase	
	MHz	dBuV/m	dBuV/m	dB	dBuV	dB	dB/m	dB	cm	deg		
1	5445.06	52.07	54.00	-1.93	44.13	6.67	34.20	32.93	300	318	Average	VERTICAL
2	5446.67	64.86	74.00	-9.14	56.92	6.67	34.20	32.93	300	318	Peak	VERTICAL
3	5463.49	68.04	68.20	-0.16	60.06	6.68	34.23	32.93	300	318	Peak	VERTICAL
4	5566.06	93.65			85.53	6.73	34.34	32.95	300	318	Average	VERTICAL
5	5566.86	104.16			96.04	6.73	34.34	32.95	300	318	Peak	VERTICAL
6	5737.53	59.92	68.20	-8.28	51.59	6.88	34.44	32.99	300	318	Peak	VERTICAL

Item 4, 5 are the fundamental frequency at 5530 MHz.

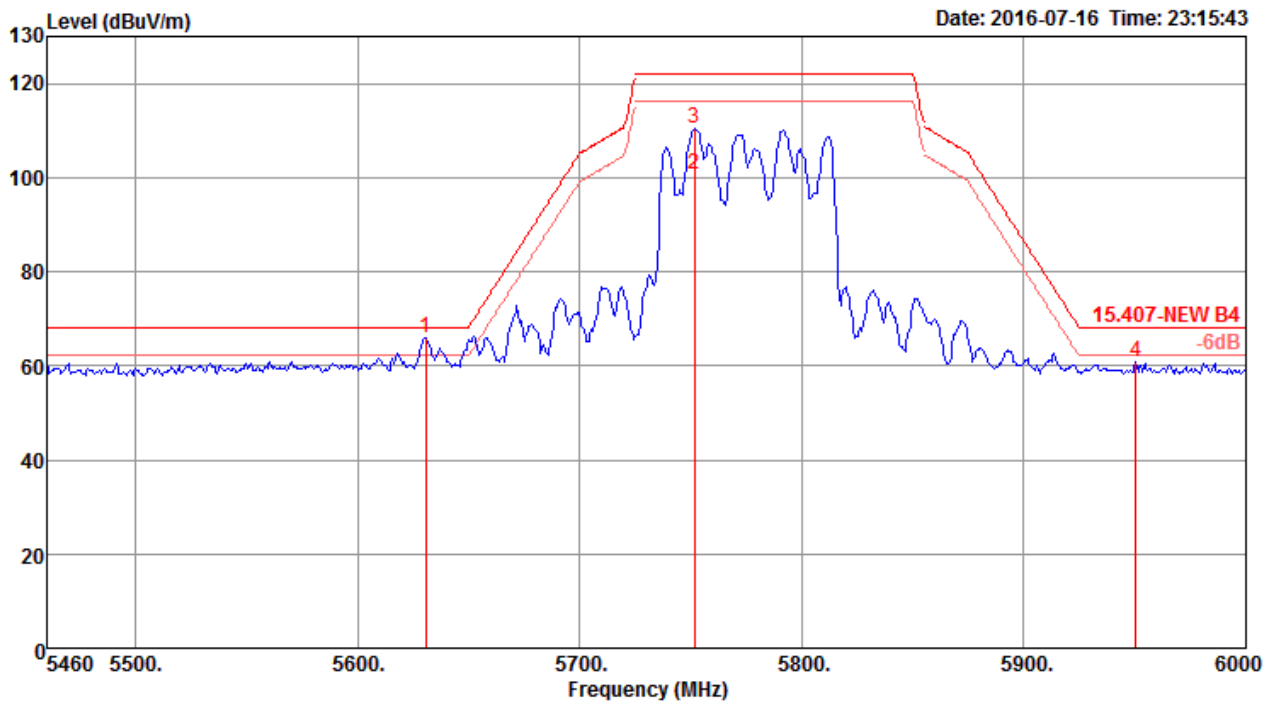
Channel 122



	Freq	Level	Limit Line	Over Limit	Read Level	CableAntenna Loss	Preamp Factor	A/Pos	T/Pos	Remark	PoI/Phase
	MHz	dBuV/m	dBuV/m	dB	dBuV	dB	dB/m	dB	cm	deg	
1	5444.00	49.75	54.00	-4.25	41.81	6.67	34.20	32.93	223	135 Average	VERTICAL
2	5460.00	61.63	74.00	-12.37	53.65	6.68	34.23	32.93	223	135 Peak	VERTICAL
3	5464.00	65.27	68.20	-2.93	57.26	6.69	34.25	32.93	223	135 Peak	VERTICAL
4	5646.00	101.89			93.67	6.80	34.39	32.97	223	135 Average	VERTICAL
5	5646.00	112.27			104.05	6.80	34.39	32.97	223	135 Peak	VERTICAL
6	5726.00	68.14	68.20	-0.06	59.81	6.88	34.44	32.99	223	135 Peak	VERTICAL

Item 4, 5 are the fundamental frequency at 5610 MHz.

Channel 155



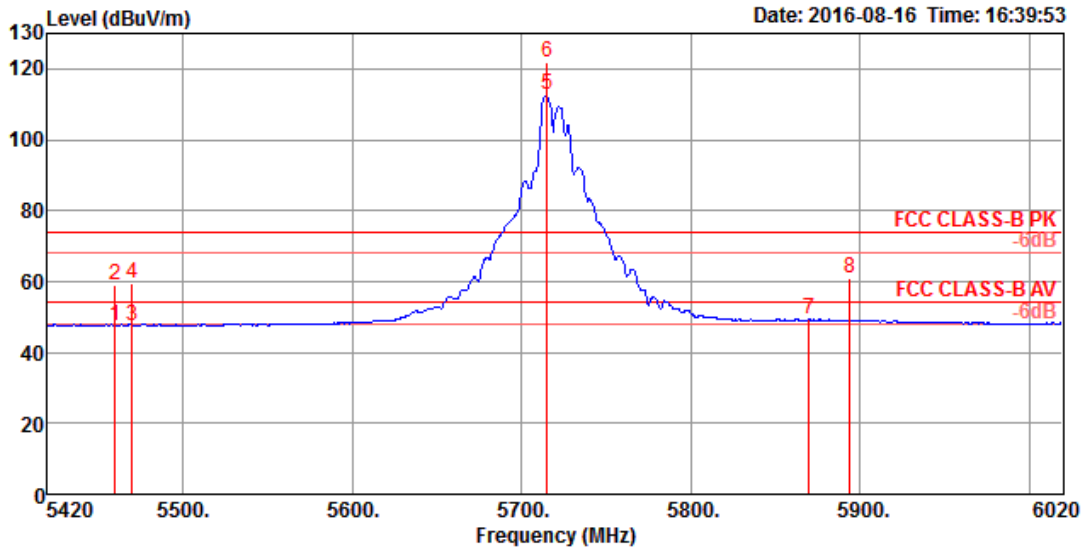
	Freq	Level	Limit Line	Over Limit	Read Level	CableAntenna Loss	Preamp Factor	A/Pos	T/Pos	Remark	Pol/Phase
	MHz	dBuV/m	dBuV/m	dB	dBuV	dB	dB/m	dB	cm	deg	
1	5630.64	66.06	68.20	-2.14	57.86	6.78	34.38	32.96	235	134 Peak	VERTICAL
2	5751.60	100.71			92.36	6.90	34.45	33.00	235	134 Average	VERTICAL
3	5751.60	110.36			102.01	6.90	34.45	33.00	235	134 Peak	VERTICAL
4	5950.32	60.79	68.20	-7.41	52.28	6.99	34.57	33.05	235	134 Peak	VERTICAL

Item 2, 3 are the fundamental frequency at 5775 MHz.

Straddle Channel

Temperature	22°C	Humidity	54%
Test Engineer	Zero Chen & Stim Sung & Steven Liang	Configurations	IEEE 802.11a CH 144 (UNII 2C) / Chain 1 + Chain 2 + Chain 3 + Chain 4

Channel 144

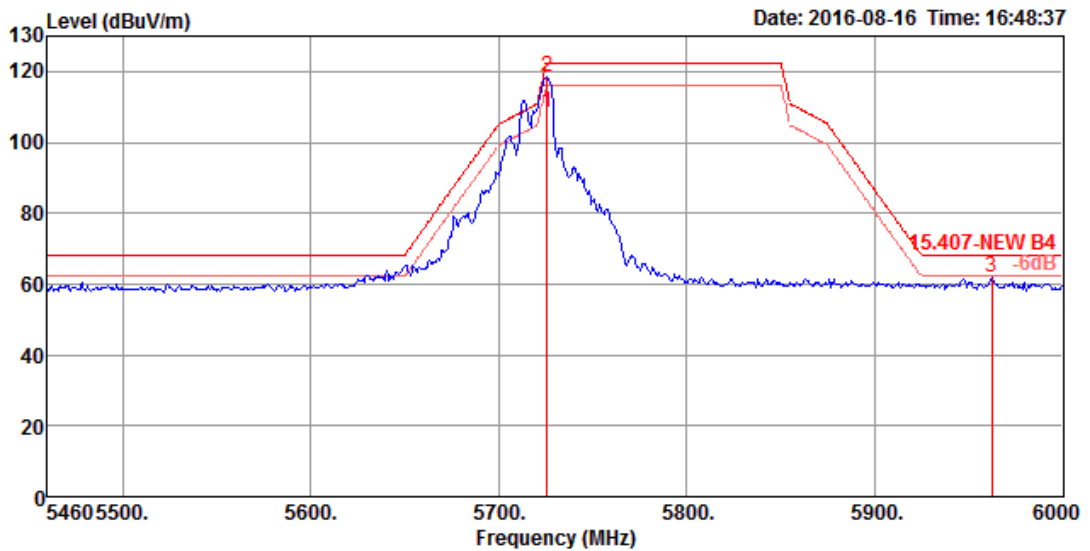


	Freq	Level	Limit	Over	Read	CableAntenna	Preamp	A/Pos	T/Pos	Remark	PoI/Phase
	MHz	dBuV/m	dBuV/m	dB	dBuV	dB	dB/m	dB	cm	deg	
1	5460.00	47.65	54.00	-6.35	39.18	8.33	31.75	31.61	311	181 Average	VERTICAL
2	5460.00	59.00	74.00	-15.00	50.53	8.33	31.75	31.61	311	181 Peak	VERTICAL
3	5470.00	47.52	54.00	-6.48	39.03	8.33	31.77	31.61	311	181 Average	VERTICAL
4	5470.00	59.40	74.00	-14.60	50.91	8.33	31.77	31.61	311	181 Peak	VERTICAL
5	5715.20	112.54			103.36	8.82	32.06	31.70	311	181 Average	VERTICAL
6	5715.20	121.75			112.57	8.82	32.06	31.70	311	181 Peak	VERTICAL
7	5870.00	49.33	54.00	-4.67	39.93	8.92	32.24	31.76	311	181 Average	VERTICAL
8	5894.00	61.11	74.00	-12.89	51.82	8.78	32.28	31.77	311	181 Peak	VERTICAL

Item 5, 6 are the fundamental frequency at 5720 MHz.

Temperature	22°C	Humidity	54%
Test Engineer	Zero Chen & Stim Sung & Steven Liang	Configurations	IEEE 802.11a CH 144 (UNII 3) / Chain 1 + Chain 2 + Chain 3 + Chain 4

Channel 144

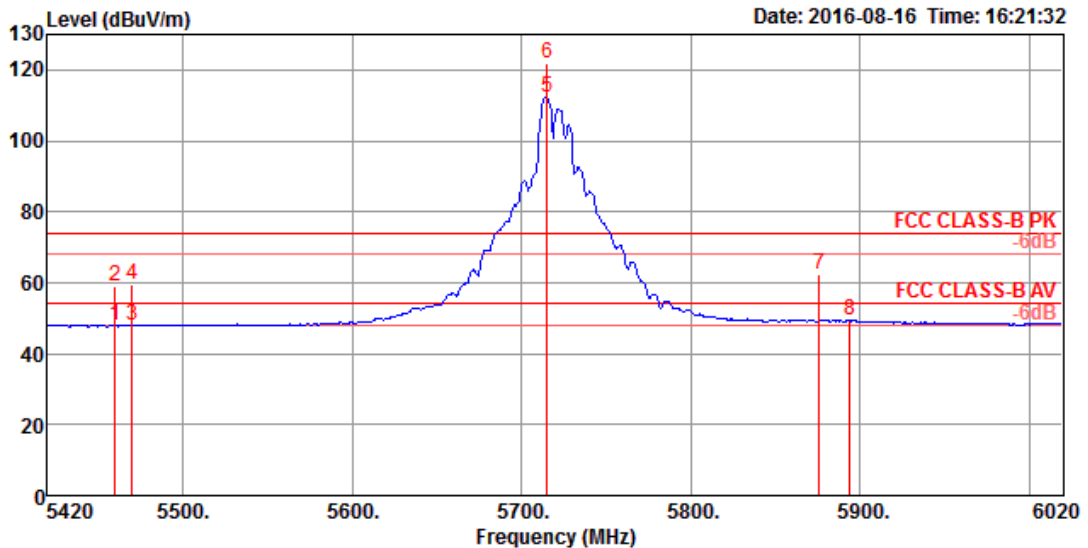


	Freq	Level	Limit Line	Over Limit	Read Level	CableAntenna Loss	Preamp Factor	A/Pos	T/Pos	Remark	Pol/Phase
	MHz	dBuV/m	dBuV/m	dB	dBuV	dB	dB/m	dB	cm	deg	
1	5725.68	108.34			99.06	8.90	32.08	31.70	320	131 Average	HORIZONTAL
2	5725.68	118.31			109.03	8.90	32.08	31.70	320	131 Peak	HORIZONTAL
3	5962.20	61.92	68.20	-6.28	52.85	8.51	32.36	31.80	320	131 Peak	HORIZONTAL

Item 1, 2 are the fundamental frequency at 5720 MHz.

Temperature	22°C	Humidity	54%
Test Engineer	Zero Chen & Stim Sung & Steven Liang	Configurations	IEEE 802.11ac MCS0/Nss1 VHT20 CH 144 (UNII 2C) / Chain 1 + Chain 2 + Chain 3 + Chain 4

Channel 144

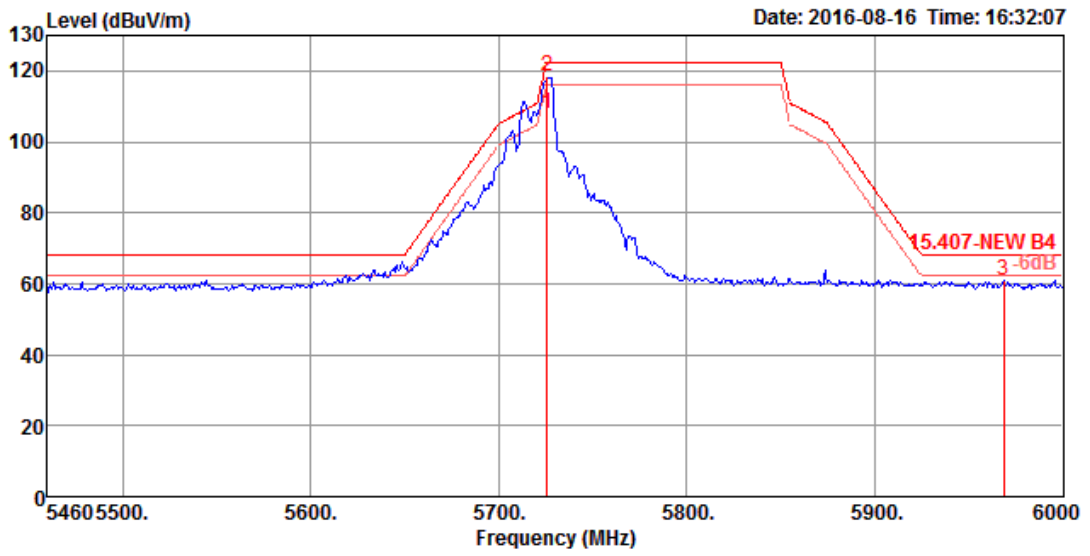


	Freq	Level	Limit Line	Over Limit	Read Level	CableAntenna Loss	Preamp Factor	A/Pos	T/Pos	Remark	Pol/Phase
	MHz	dBuV/m	dBuV/m	dB	dBuV	dB	dB/m	dB	cm	deg	
1	5460.00	47.79	54.00	-6.21	39.32	8.33	31.75	31.61	309	181 Average	VERTICAL
2	5460.00	59.22	74.00	-14.78	50.75	8.33	31.75	31.61	309	181 Peak	VERTICAL
3	5470.00	47.87	54.00	-6.13	39.38	8.33	31.77	31.61	309	181 Average	VERTICAL
4	5470.00	59.27	74.00	-14.73	50.78	8.33	31.77	31.61	309	181 Peak	VERTICAL
5	5715.20	112.45			103.27	8.82	32.06	31.70	309	181 Average	VERTICAL
6	5715.20	121.65			112.47	8.82	32.06	31.70	309	181 Peak	VERTICAL
7	5876.00	62.27	74.00	-11.73	52.92	8.85	32.26	31.76	309	181 Peak	VERTICAL
8	5894.00	49.33	54.00	-4.67	40.04	8.78	32.28	31.77	309	181 Average	VERTICAL

Item 5, 6 are the fundamental frequency at 5720 MHz.

Temperature	22°C	Humidity	54%
Test Engineer	Zero Chen & Stim Sung & Steven Liang	Configurations	IEEE 802.11ac MCS0/Nss1 VHT20 CH 144 (UNII 3) / Chain 1 + Chain 2 + Chain 3 + Chain 4

Channel 144

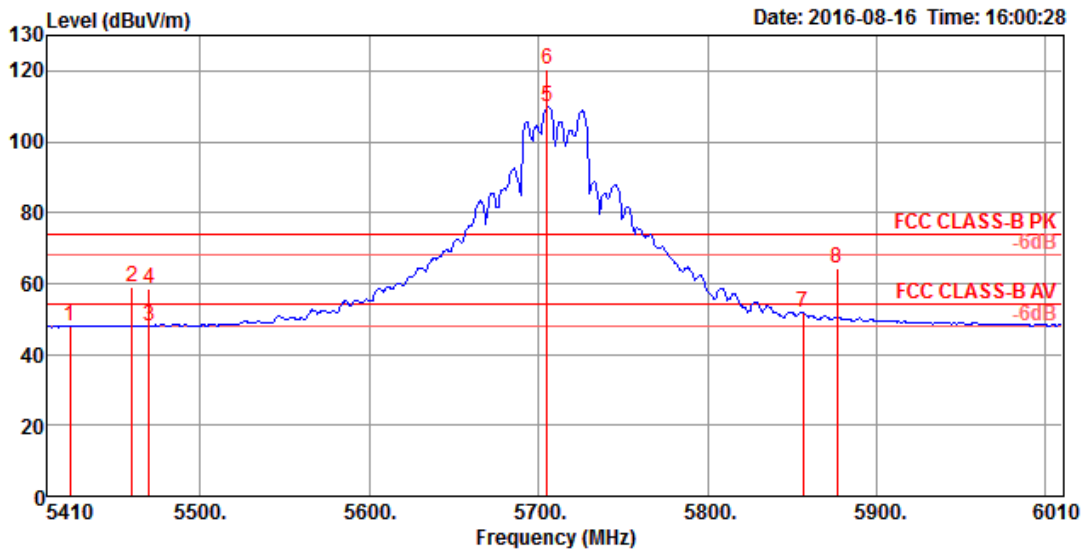


	Freq	Level	Limit Line	Over Limit	Read Level	CableAntenna Loss	Preamp Factor	A/Pos	T/Pos	Remark	Pol/Phase	
	MHz	dBuV/m	dBuV/m	dB	dBuV	dB	dB/m	dB	cm	deg		
1	5725.68	108.12			98.84	8.90	32.08	31.70	320	129	Average	HORIZONTAL
2	5725.68	118.55			109.27	8.90	32.08	31.70	320	129	Peak	HORIZONTAL
3	5968.68	60.91	68.20	-7.29	51.84	8.51	32.36	31.80	320	129	Peak	HORIZONTAL

Item 1, 2 are the fundamental frequency at 5720 MHz.

Temperature	22°C	Humidity	54%
Test Engineer	Zero Chen & Stim Sung & Steven Liang	Configurations	IEEE 802.11ac MCS0/Nss1 VHT40 CH 142 (UNII 2C) / Chain 1 + Chain 2 + Chain 3 + Chain 4

Channel 142

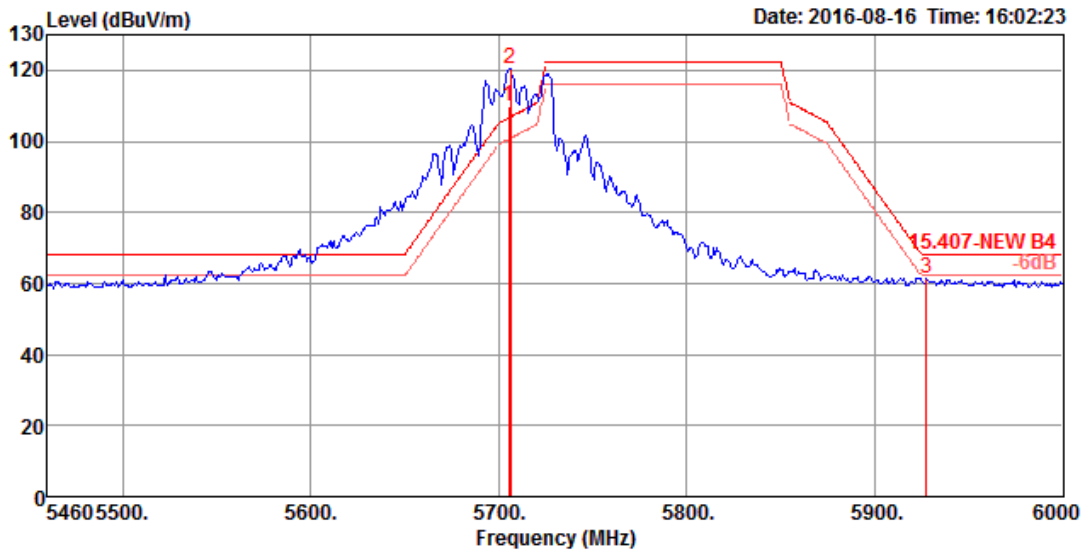


	Freq	Level	Limit	Over	Read	CableAntenna	Preamp	A/Pos	T/Pos	Remark	Pol/Phase
	MHz	dBuV/m	dBuV/m	dB	dBuV	dB	dB/m	dB	cm	deg	
1	5423.20	47.99	54.00	-6.01	39.55	8.34	31.72	31.62	320	174 Average	VERTICAL
2	5460.00	58.93	74.00	-15.07	50.46	8.33	31.75	31.61	320	174 Peak	VERTICAL
3	5470.00	48.18	54.00	-5.82	39.69	8.33	31.77	31.61	320	174 Average	VERTICAL
4	5470.00	58.73	74.00	-15.27	50.24	8.33	31.77	31.61	320	174 Peak	VERTICAL
5 0	5705.20	109.89			100.79	8.75	32.04	31.69	320	174 Average	VERTICAL
6 0	5705.20	120.36			111.26	8.75	32.04	31.69	320	174 Peak	VERTICAL
7	5856.40	51.94	54.00	-2.06	42.53	8.92	32.24	31.75	320	174 Average	VERTICAL
8	5876.80	64.28	74.00	-9.72	54.93	8.85	32.26	31.76	320	174 Peak	VERTICAL

Item 5, 6 are the fundamental frequency at 5710 MHz.

Temperature	22°C	Humidity	54%
Test Engineer	Zero Chen & Stim Sung & Steven Liang	Configurations	IEEE 802.11ac MCS0/Nss1 VHT40 CH 142 (UNII 3) / Chain 1 + Chain 2 + Chain 3 + Chain 4

Channel 142

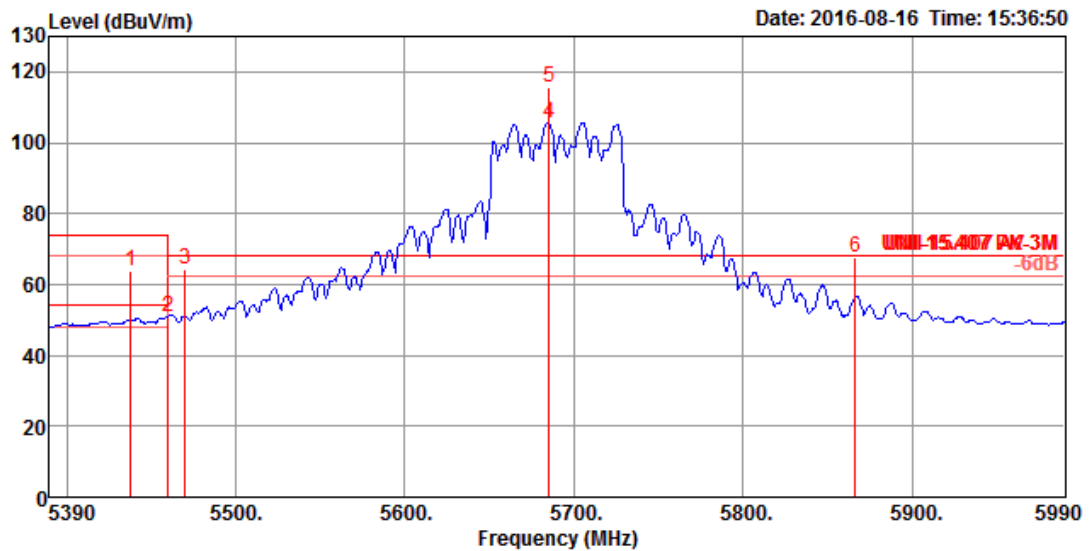


	Freq	Level	Limit Line	Over Limit	Read Level	CableAntenna Loss	Preamp Factor	A/Pos	T/Pos	Remark	Pol/Phase		
	MHz	dBuV/m	dBuV/m	dB	dBuV	dB	dB/m	dB	cm	deg			
1	0	5705.16	109.91		100.81	8.75	32.04	31.69	320	174	Average	VERTICAL	
2	0	5706.24	120.59		111.40	8.82	32.06	31.69	320	174	Peak	VERTICAL	
3	0	5927.64	61.29	68.20	-6.91	52.11	8.64	32.32	31.78	320	174	Peak	VERTICAL

Item 1, 2 are the fundamental frequency at 5710 MHz.

Temperature	22°C	Humidity	54%
Test Engineer	Zero Chen & Stim Sung & Steven Liang	Configurations	IEEE 802.11ac MCS0/Nss1 VHT80 CH 138 (UNII 2C) / Chain 1 + Chain 2 + Chain 3 + Chain 4

Channel 138

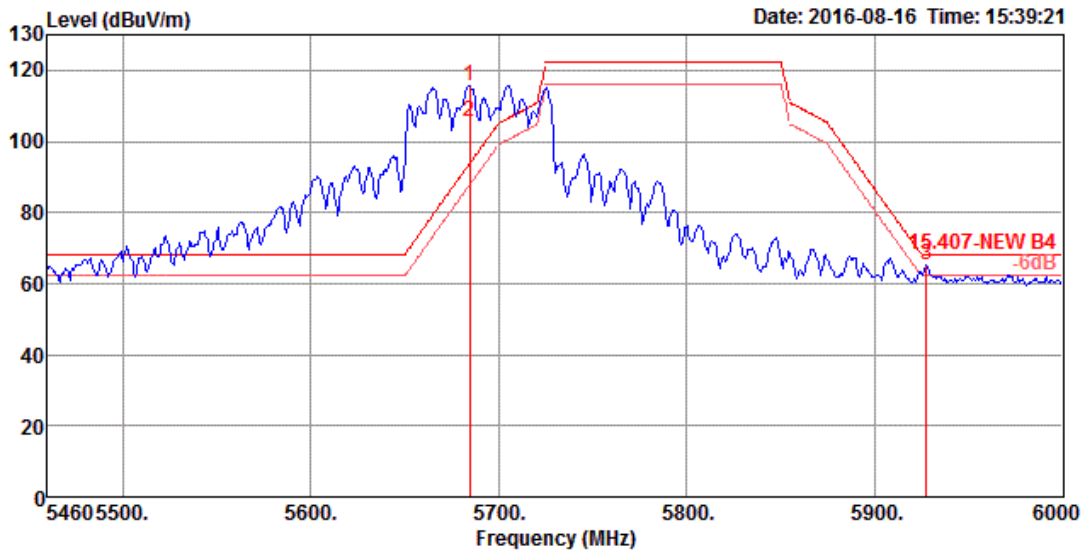


	Freq	Level	Limit	Over	Read	CableAntenna	Preamp	A/Pos	T/Pos	Remark	Pol/Phase
	MHz	dBuV/m	dBuV/m	dB	dBuV	dB	dB/m	dB	cm	deg	
1	5438.00	63.89	74.00	-10.11	55.43	8.34	31.74	31.62	297	177 Peak	VERTICAL
2	5460.00	50.75	54.00	-3.25	42.28	8.33	31.75	31.61	297	177 Average	VERTICAL
3	5470.00	64.31	68.20	-3.89	55.82	8.33	31.77	31.61	297	177 Peak	VERTICAL
4	5685.20	105.72			96.70	8.68	32.02	31.68	297	177 Average	VERTICAL
5	5685.20	115.43			106.41	8.68	32.02	31.68	297	177 Peak	VERTICAL
6	5866.40	67.87	68.20	-0.33	58.47	8.92	32.24	31.76	297	177 Peak	VERTICAL

Item 4, 5 are the fundamental frequency at 5690 MHz.

Temperature	22°C	Humidity	54%
Test Engineer	Zero Chen & Stim Sung & Steven Liang	Configurations	IEEE 802.11ac MCS0/Nss1 VHT80 CH 138 (UNII 3) / Chain 1 + Chain 2 + Chain 3 + Chain 4

Channel 138



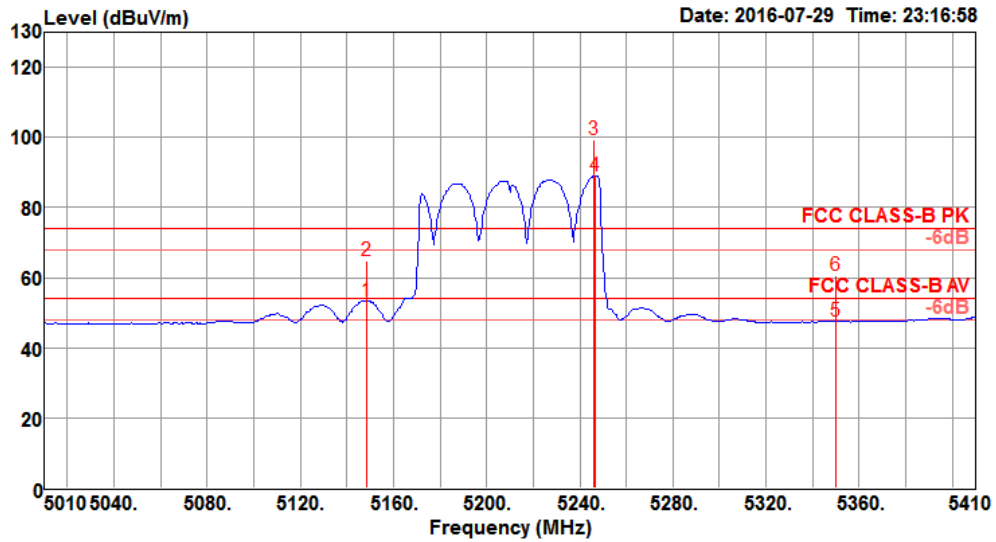
	Freq	Level	Limit Line	Over Limit	Read Level	CableAntenna Loss	Preamp Factor	A/Pos	T/Pos	Remark	Pol/Phase		
	MHz	dBuV/m	dBuV/m	dB	dBuV	dB	dB/m	dB	cm	deg			
1	0	5684.64	115.58		106.56	8.68	32.02	31.68	297	177	Peak	VERTICAL	
2	0	5684.64	105.61		96.59	8.68	32.02	31.68	297	177	Average	VERTICAL	
3		5927.64	65.46	68.20	-2.74	56.28	8.64	32.32	31.78	297	177	Peak	VERTICAL

Item 1, 2 are the fundamental frequency at 5690 MHz.

802.11ac MCS0/Nss2 VHT80+80

Temperature	22°C	Humidity	54%
Test Engineer	Zero Chen & Stim Sung & Steven Liang	Configurations	IEEE 802.11ac MCS0/Nss2 VHT80+80 Type 1 / CH 42+106 / Chain 1 + Chain 2 + Chain 3 + Chain 4

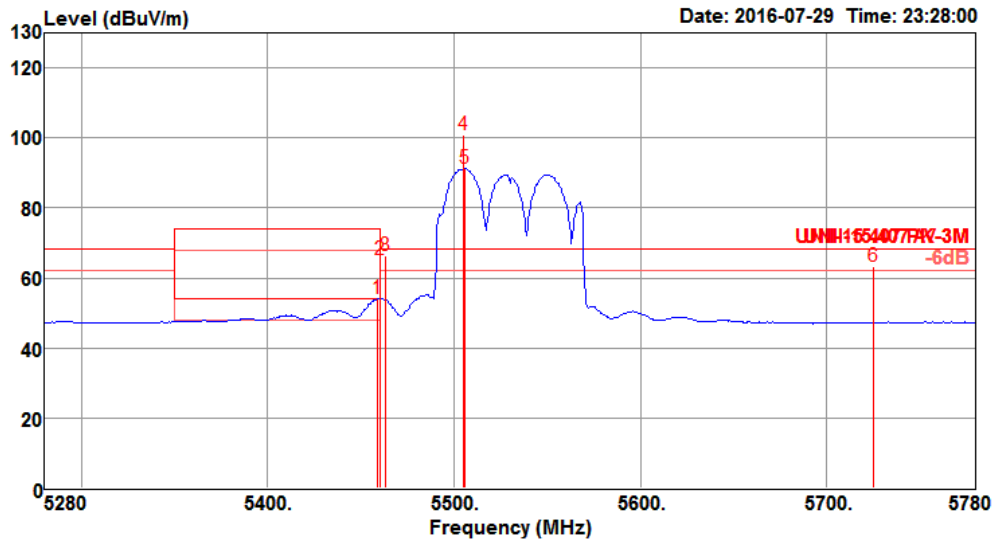
Channel 42



	Freq	Level	Limit Line	Over Limit	Read Level	Cable Loss	Antenna Factor	Preamp Factor	A/Pos	T/Pos	Remark	Pol/Phase
	MHz	dBuV/m	dBuV/m	dB	dBuV	dB	dB/m	dB	cm	deg		
1	5148.40	53.45	54.00	-0.55	46.03	7.48	34.85	34.91	119	4	Average	VERTICAL
2	5148.40	64.90	74.00	-9.10	57.48	7.48	34.85	34.91	119	4	Peak	VERTICAL
3	5246.00	99.39			91.86	7.50	34.94	34.91	119	4	Peak	VERTICAL
4	5246.80	89.09			81.56	7.50	34.94	34.91	119	4	Average	VERTICAL
5	5350.00	47.50	54.00	-6.50	39.80	7.56	35.05	34.91	119	4	Average	VERTICAL
6	5350.00	60.50	74.00	-13.50	52.80	7.56	35.05	34.91	119	4	Peak	VERTICAL

Item 3, 4 are the fundamental frequency at 5210 MHz.

Channel 106

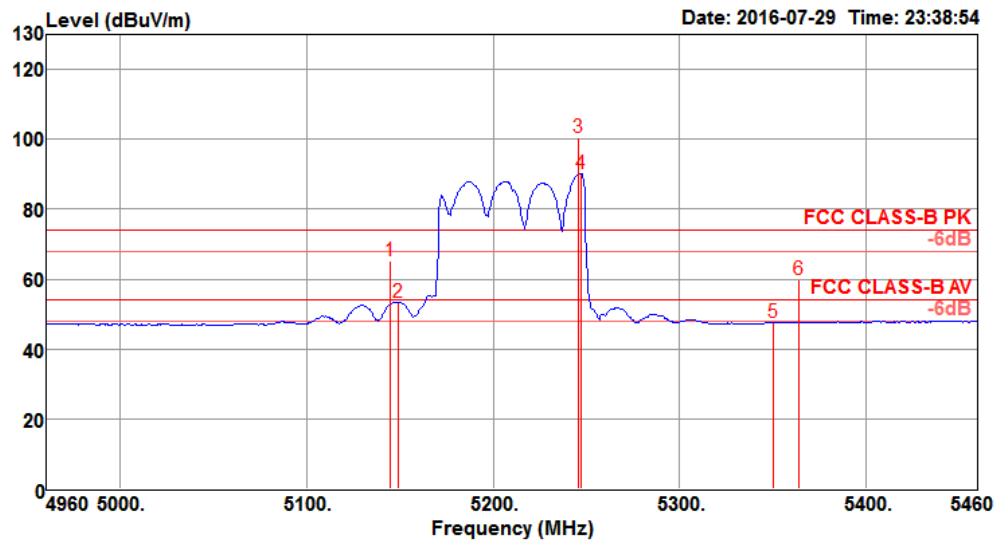


	Freq	Level	Limit Line	Over Limit	Read Level	Cable Loss	Antenna Factor	Preamp Factor	A/Pos	T/Pos	Remark	Pol/Phase
	MHz	dBuV/m	dBuV/m	dB	dBuV	dB	dB/m	dB	cm	deg		
1	5459.00	53.92	54.00	-0.08	46.00	7.69	35.15	34.92	233	161	Average	VERTICAL
2	5460.00	65.36	74.00	-8.64	57.44	7.69	35.15	34.92	233	161	Peak	VERTICAL
3	5463.00	66.52	68.20	-1.68	58.60	7.69	35.15	34.92	233	161	Peak	VERTICAL
4	5505.00	100.73			92.68	7.77	35.20	34.92	233	161	Peak	VERTICAL
5	5506.00	91.33			83.28	7.77	35.20	34.92	233	161	Average	VERTICAL
6	5725.00	63.26	68.20	-4.94	55.16	7.79	35.25	34.94	233	161	Peak	VERTICAL

Item 4, 5 are the fundamental frequency at 5530 MHz.

Temperature	22°C	Humidity	54%
Test Engineer	Zero Chen & Stim Sung & Steven Liang	Configurations	IEEE 802.11ac MCS0/Nss2 VHT80+80 Type 2 / CH 42+122 / Chain 1 + Chain 2 + Chain 3 + Chain 4

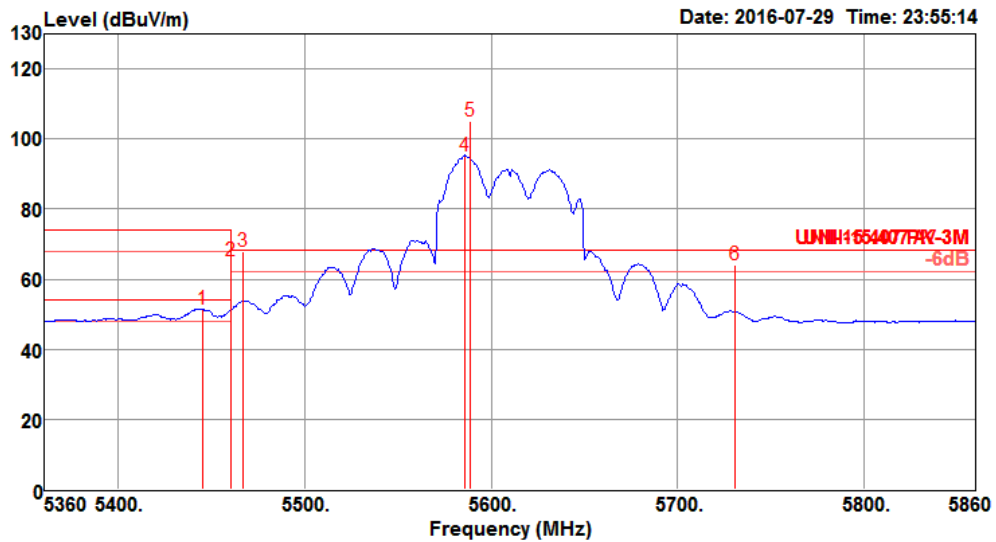
Channel 42



	Freq	Level	Limit Line	Over Limit	Read Level	CableAntenna Loss	Antenna Factor	Preamp Factor	A/Pos	T/Pos	Remark	Pol/Phase
	MHz	dBuV/m	dBuV/m	dB	dBuV	dB	dB/m	dB	cm	deg		
1	5145.00	65.39	74.00	-8.61	57.97	7.48	34.85	34.91	100	14	Peak	VERTICAL
2	5149.00	53.45	54.00	-0.55	46.03	7.48	34.85	34.91	100	14	Average	VERTICAL
3	5246.00	100.31			92.78	7.50	34.94	34.91	100	14	Peak	VERTICAL
4	5247.00	90.10			82.54	7.51	34.96	34.91	100	14	Average	VERTICAL
5	5350.00	47.41	54.00	-6.59	39.71	7.56	35.05	34.91	100	14	Average	VERTICAL
6	5364.00	59.66	74.00	-14.34	51.95	7.56	35.06	34.91	100	14	Peak	VERTICAL

Item 3, 4 are the fundamental frequency at 5210 MHz.

Channel 122

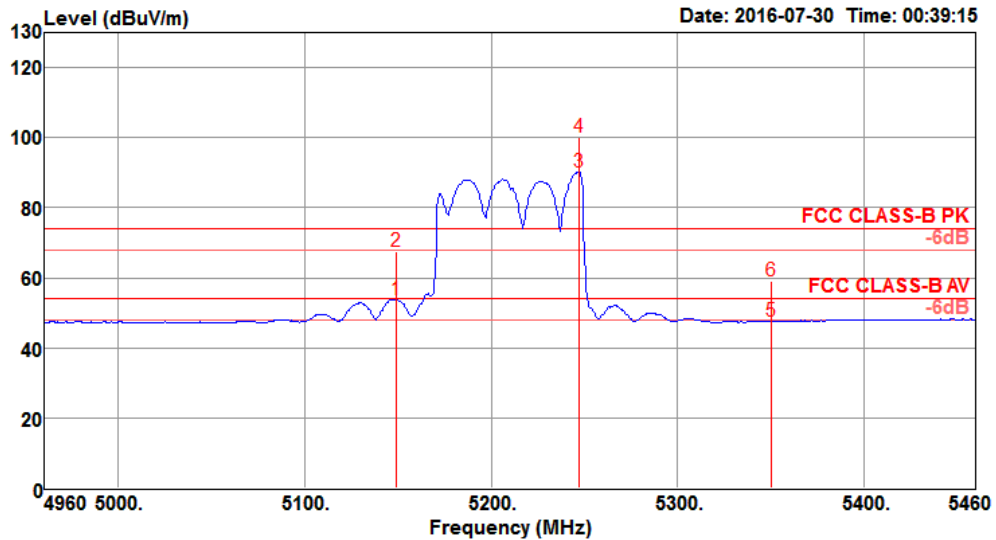


	Freq	Level	Limit Line	Over Limit	Read Level	CableAntenna Loss	Preamp Factor	A/Pos	T/Pos	Remark	Po1/Phase
	MHz	dBuV/m	dBuV/m	dB	dBuV	dB	dB/m	dB	cm	deg	
1	5445.00	51.54	54.00	-2.46	43.66	7.66	35.14	34.92	237	44 Average	VERTICAL
2	5460.00	65.04	74.00	-8.96	57.12	7.69	35.15	34.92	237	44 Peak	VERTICAL
3	5467.00	67.78	68.20	-0.42	59.81	7.72	35.17	34.92	237	44 Peak	VERTICAL
4	5586.00	95.25			87.05	7.91	35.22	34.93	237	44 Average	VERTICAL
5	5589.00	105.10			96.90	7.91	35.22	34.93	237	44 Peak	VERTICAL
6	5731.00	64.01	68.20	-4.19	55.91	7.79	35.25	34.94	237	44 Peak	VERTICAL

Item 4, 5 are the fundamental frequency at 5610 MHz.

Temperature	22°C	Humidity	54%
Test Engineer	Zero Chen & Stim Sung & Steven Liang	Configurations	IEEE 802.11ac MCS0/Nss2 VHT80+80 Type 3 / CH 42+138 / Chain 1 + Chain 2 + Chain 3 + Chain 4

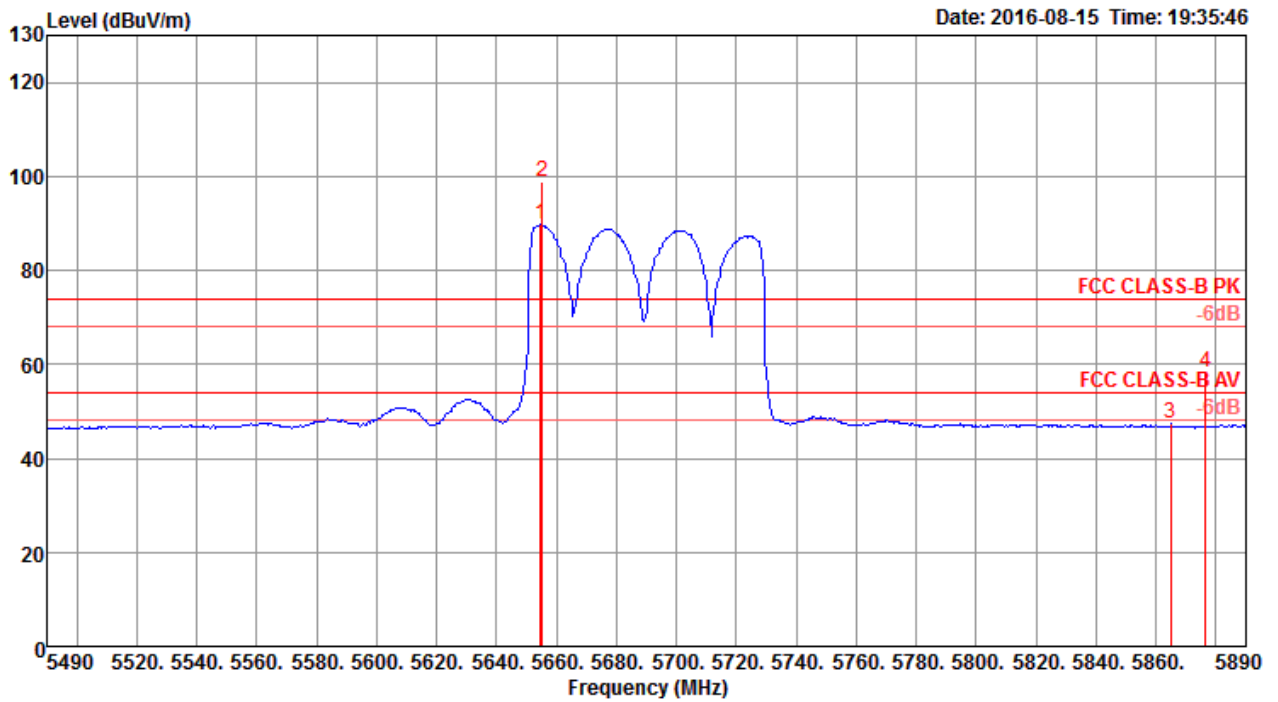
Channel 42



	Freq	Level	Limit Line	Over Limit	Read Level	CableAntenna Loss	Preamp Factor	A/Pos	T/Pos	Remark	Pol/Phase
	MHz	dBuV/m	dBuV/m	dB	dBuV	dB	dB/m	dB	cm	deg	
1	5149.00	53.71	54.00	-0.29	46.29	7.48	34.85	34.91	100	14 Average	VERTICAL
2	5149.00	67.62	74.00	-6.38	60.20	7.48	34.85	34.91	100	14 Peak	VERTICAL
3	5247.00	90.13			82.57	7.51	34.96	34.91	100	14 Average	VERTICAL
4	5247.00	100.13			92.57	7.51	34.96	34.91	100	14 Peak	VERTICAL
5	5350.00	47.69	54.00	-6.31	39.99	7.56	35.05	34.91	100	14 Average	VERTICAL
6	5350.00	58.92	74.00	-15.08	51.22	7.56	35.05	34.91	100	14 Peak	VERTICAL

Item 3, 4 are the fundamental frequency at 5210 MHz.

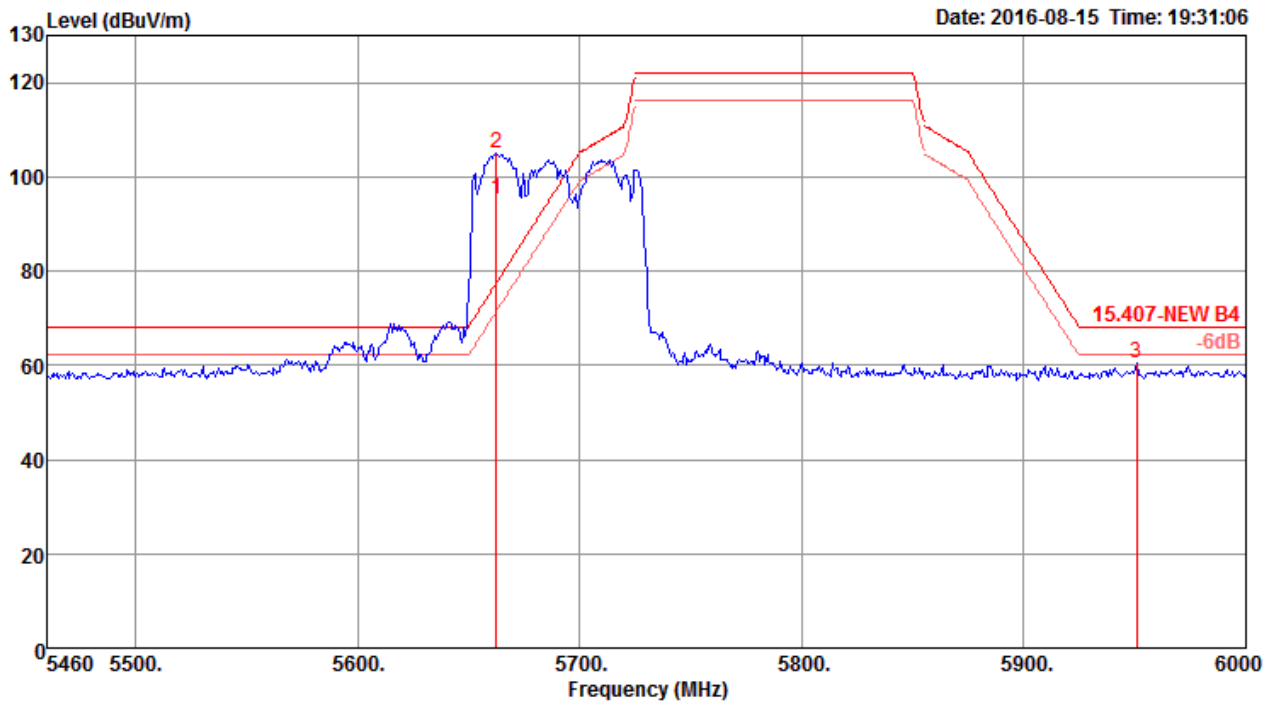
Channel 138 (UNII 2C)



	Freq	Level	Limit	Over	Read	CableAntenna	Preamp	A/Pos	T/Pos	Remark	Pol/Phase
	MHz	dBuV/m	dBuV/m	dB	dBuV	dB	dB/m	dB	cm	deg	
1	5654.74	89.67			81.45	6.80	34.39	32.97	298	317 Average	HORIZONTAL
2	5655.39	98.83			90.61	6.80	34.39	32.97	298	317 Peak	HORIZONTAL
3	5865.00	47.32	54.00	-6.68	38.86	6.97	34.52	33.03	298	317 Average	HORIZONTAL
4	5876.54	58.46	74.00	-15.54	49.99	6.97	34.53	33.03	298	317 Peak	HORIZONTAL

Item 1, 2 are the fundamental frequency at 5690 MHz.

Channel 138 (UNII 3)

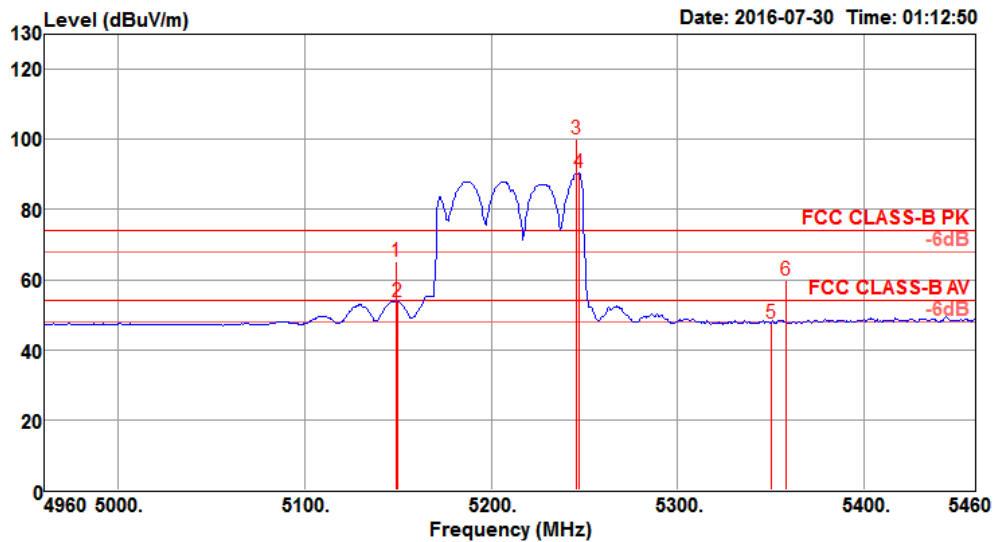


	Freq	Level	Limit	Over	Read	CableAntenna	Preamp	A/Pos	T/Pos	Remark	PoI/Phase
	MHz	dBuV/m	dBuV/m	dB	dBuV	dB	dB/m	dB	cm	deg	
1	5662.50	95.28			87.03	6.82	34.40	32.97	297	185 Average	VERTICAL
2	5662.50	104.88			96.63	6.82	34.40	32.97	297	185 Peak	VERTICAL
3	5950.86	60.31	68.20	-7.89	51.80	6.99	34.57	33.05	297	185 Peak	VERTICAL

Item 1, 2 are the fundamental frequency at 5690 MHz.

Temperature	22°C	Humidity	54%
Test Engineer	Zero Chen & Stim Sung & Steven Liang	Configurations	IEEE 802.11ac MCS0/Nss2 VHT80+80 Type 4 / CH 42+155 / Chain 1 + Chain 2 + Chain 3 + Chain 4

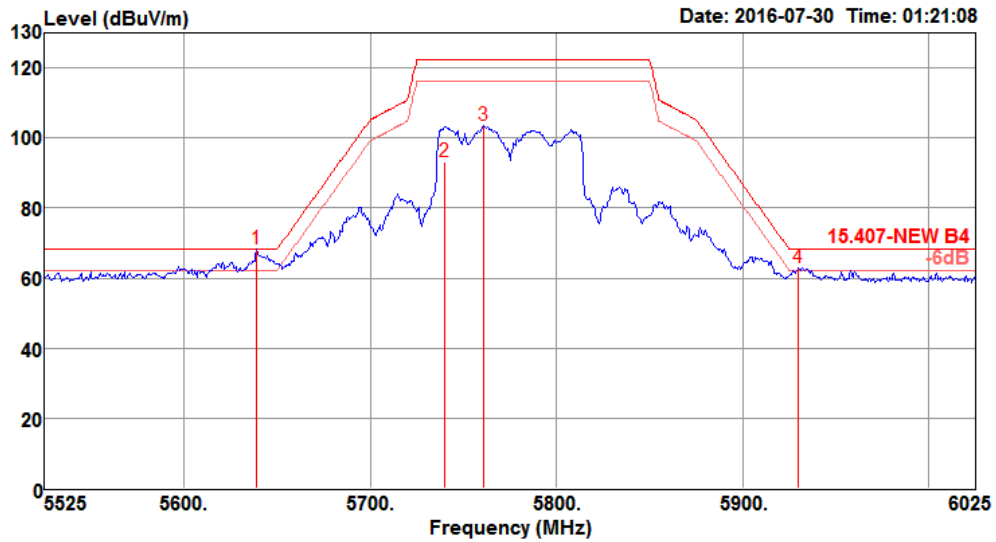
Channel 42



	Freq	Level	Limit Line	Over Limit	Read Level	CableAntenna Loss	Preamp Factor	A/Pos	T/Pos	Remark	Pol/Phase
	MHz	dBuV/m	dBuV/m	dB	dBuV	dB	dB/m	dB	cm	deg	
1	5149.00	65.37	74.00	-8.63	57.95	7.48	34.85	34.91	100	12 Peak	VERTICAL
2	5150.00	53.75	54.00	-0.25	46.33	7.48	34.85	34.91	100	12 Average	VERTICAL
3	5246.00	100.09			92.56	7.50	34.94	34.91	100	12 Peak	VERTICAL
4	5247.00	90.39			82.83	7.51	34.96	34.91	100	12 Average	VERTICAL
5	5350.00	47.59	54.00	-6.41	39.89	7.56	35.05	34.91	100	12 Average	VERTICAL
6	5358.00	60.00	74.00	-14.00	52.29	7.56	35.06	34.91	100	12 Peak	VERTICAL

Item 3, 4 are the fundamental frequency at 5210 MHz.

Channel 155

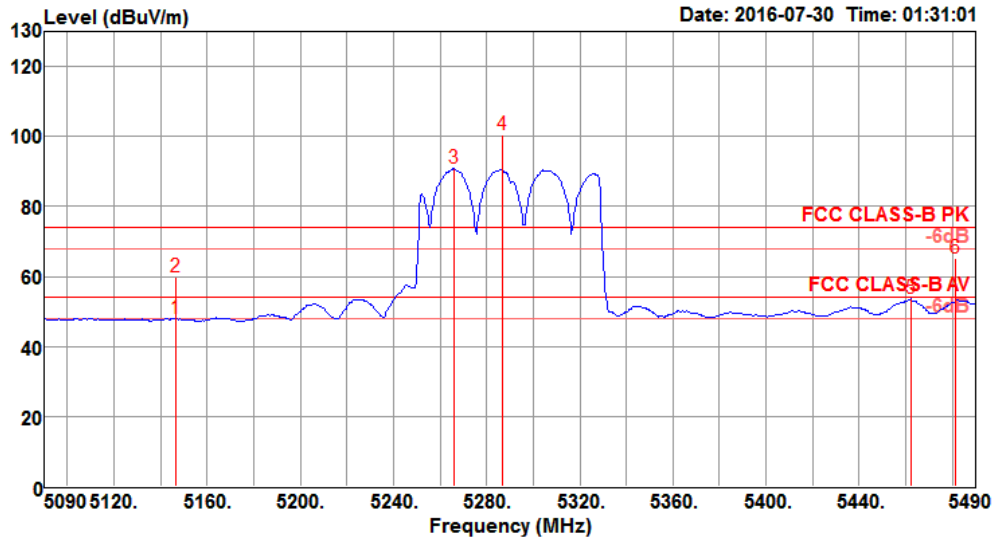


	Freq	Level	Limit Line	Over Limit	Read Level	CableAntenna Loss	Preamp Factor	A/Pos	T/Pos	Remark	Pol/Phase
	MHz	dBuV/m	dBuV/m	dB	dBuV	dB	dB/m	dB	cm	deg	
1	5639.00	68.10	68.20	-0.10	59.90	7.90	35.23	34.93	100	43 Peak	VERTICAL
2	5740.00	93.24			85.16	7.77	35.25	34.94	100	43 Average	VERTICAL
3	5761.00	103.69			95.64	7.75	35.25	34.95	100	43 Peak	VERTICAL
4	5930.00	62.99	68.20	-5.21	54.72	7.94	35.29	34.96	100	43 Peak	VERTICAL

Item 2, 3 are the fundamental frequency at 5775 MHz.

Temperature	22°C	Humidity	54%
Test Engineer	Zero Chen & Stim Sung & Steven Liang	Configurations	IEEE 802.11ac MCS0/Nss2 VHT80+80 Type 5 / CH 58+106 / Chain 1 + Chain 2 + Chain 3 + Chain 4

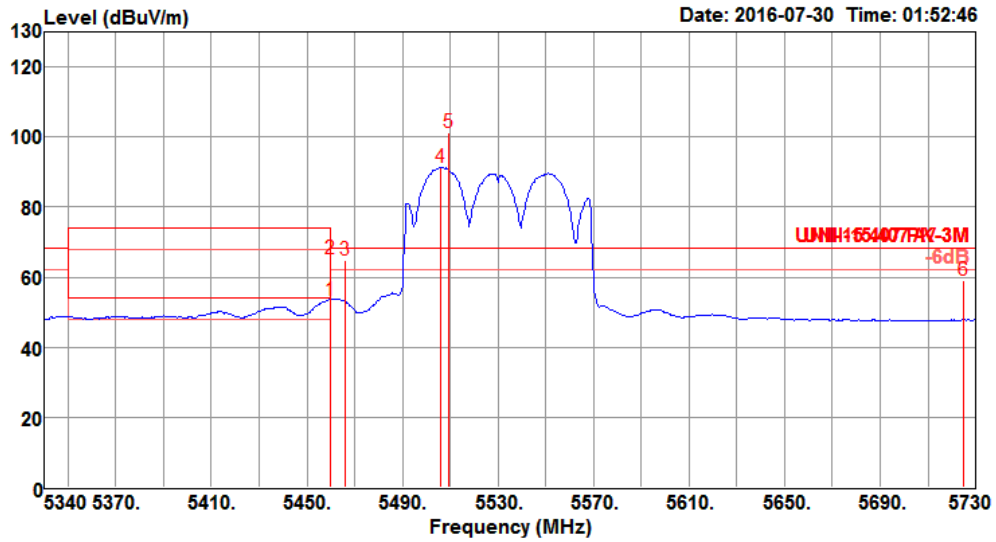
Channel 58



	Freq	Level	Limit Line	Over Limit	Read Level	CableAntenna Loss	Antenna Factor	Preamp Factor	A/Pos	T/Pos	Remark	Pol/Phase
	MHz	dBuV/m	dBuV/m	dB	dBuV	dB	dB/m	dB	cm	deg		
1	5146.80	47.92	54.00	-6.08	40.50	7.48	34.85	34.91	100	12	Average	VERTICAL
2	5146.80	59.79	74.00	-14.21	52.37	7.48	34.85	34.91	100	12	Peak	VERTICAL
3 @	5266.00	90.82			83.24	7.52	34.97	34.91	100	12	Average	VERTICAL
4 @	5286.80	100.61			93.00	7.53	34.99	34.91	100	12	Peak	VERTICAL
5	5462.00	53.51	54.00	-0.49	45.59	7.69	35.15	34.92	100	12	Average	VERTICAL
6	5481.20	65.25	74.00	-8.75	57.24	7.75	35.18	34.92	100	12	Peak	VERTICAL

Item 3, 4 are the fundamental frequency at 5290 MHz.

Channel 106

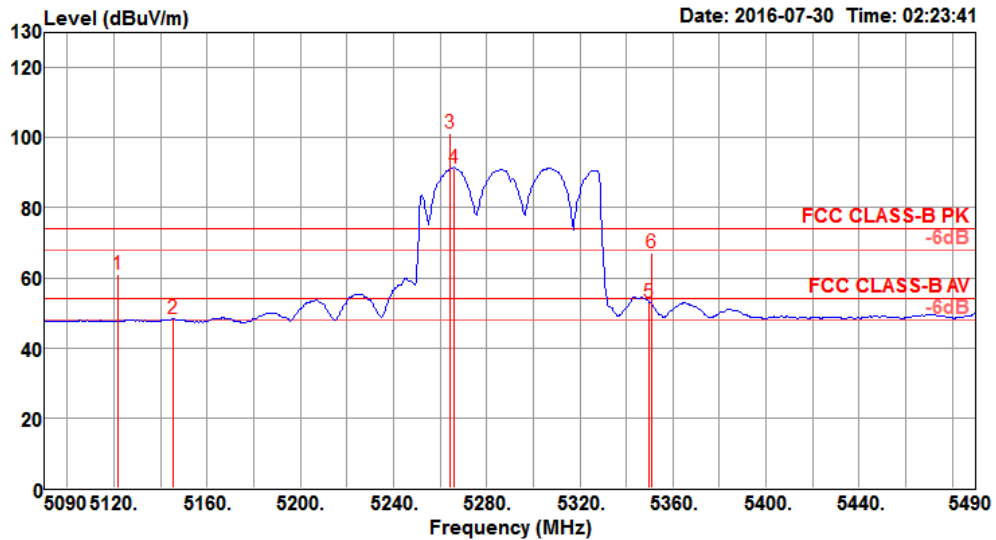


	Freq	Level	Limit Line	Over Limit	Read Level	CableAntenna Loss	Preamp Factor	A/Pos	T/Pos	Remark	Pol/Phase
	MHz	dBuV/m	dBuV/m	dB	dBuV	dB	dB/m	dB	cm	deg	
1	5460.00	53.32	54.00	-0.68	45.40	7.69	35.15	34.92	244	161 Average	VERTICAL
2	5460.00	65.13	74.00	-8.87	57.21	7.69	35.15	34.92	244	161 Peak	VERTICAL
3	5466.00	64.64	68.20	-3.56	56.67	7.72	35.17	34.92	244	161 Peak	VERTICAL
4	5506.00	91.42			83.37	7.77	35.20	34.92	244	161 Average	VERTICAL
5	5509.20	101.26			93.21	7.77	35.20	34.92	244	161 Peak	VERTICAL
6	5725.00	58.89	68.20	-9.31	50.79	7.79	35.25	34.94	244	161 Peak	VERTICAL

Item 4, 5 are the fundamental frequency at 5530 MHz.

Temperature	22°C	Humidity	54%
Test Engineer	Zero Chen & Stim Sung & Steven Liang	Configurations	IEEE 802.11ac MCS0/Nss2 VHT80+80 Type 6 / CH 58+122 / Chain 1 + Chain 2 + Chain 3 + Chain 4

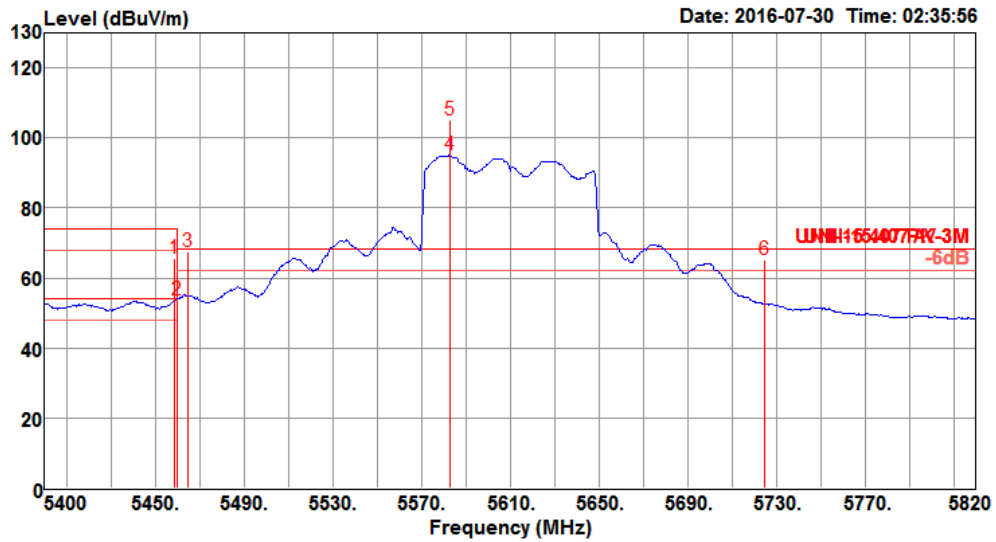
Channel 58



	Freq	Level	Limit Line	Over Limit	Read Level	CableAntenna Loss	Antenna Factor	Preamp Factor	A/Pos	T/Pos	Remark	Pol/Phase
	MHz	dBuV/m	dBuV/m	dB	dBuV	dB	dB/m	dB	cm	deg		
1	5122.00	60.82	74.00	-13.18	53.42	7.48	34.82	34.90	100	7	Peak	VERTICAL
2	5145.20	48.30	54.00	-5.70	40.88	7.48	34.85	34.91	100	7	Average	VERTICAL
3	5264.40	101.29			93.71	7.52	34.97	34.91	100	7	Peak	VERTICAL
4	5266.00	91.46			83.88	7.52	34.97	34.91	100	7	Average	VERTICAL
5	5350.00	52.80	54.00	-1.20	45.10	7.56	35.05	34.91	100	7	Average	VERTICAL
6	5350.80	67.18	74.00	-6.82	59.48	7.56	35.05	34.91	100	7	Peak	VERTICAL

Item 3, 4 are the fundamental frequency at 5290 MHz.

Channel 122

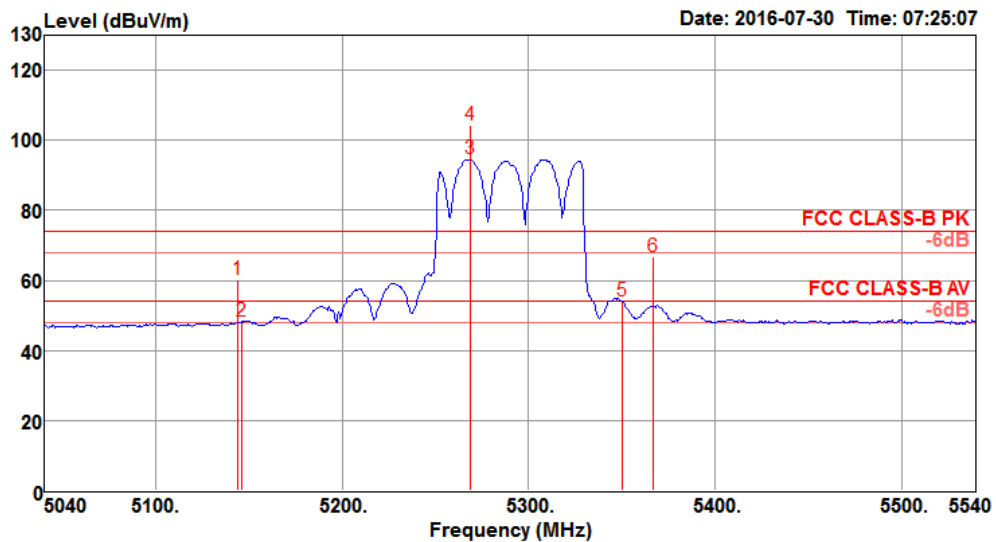


	Freq	Level	Limit Line	Over Limit	Read Level	CableAntenna Loss	Preamp Factor	A/Pos	T/Pos	Remark	Pol/Phase
	MHz	dBuV/m	dBuV/m	dB	dBuV	dB	dB/m	dB	cm	deg	
1	5458.80	65.56	74.00	-8.44	57.64	7.69	35.15	34.92	100	41 Peak	VERTICAL
2	5460.00	53.74	54.00	-0.26	45.82	7.69	35.15	34.92	100	41 Average	VERTICAL
3	5464.68	67.47	68.20	-0.73	59.50	7.72	35.17	34.92	100	41 Peak	VERTICAL
4	5583.12	95.15			86.95	7.91	35.22	34.93	100	41 Average	VERTICAL
5	5583.12	104.91			96.71	7.91	35.22	34.93	100	41 Peak	VERTICAL
6	5725.00	65.38	68.20	-2.82	57.28	7.79	35.25	34.94	100	41 Peak	VERTICAL

Item 4, 5 are the fundamental frequency at 5610 MHz.

Temperature	22°C	Humidity	54%
Test Engineer	Zero Chen & Stim Sung & Steven Liang	Configurations	IEEE 802.11ac MCS0/Nss2 VHT80+80 Type 7 / CH 58+138 / Chain 1 + Chain 2 + Chain 3 + Chain 4

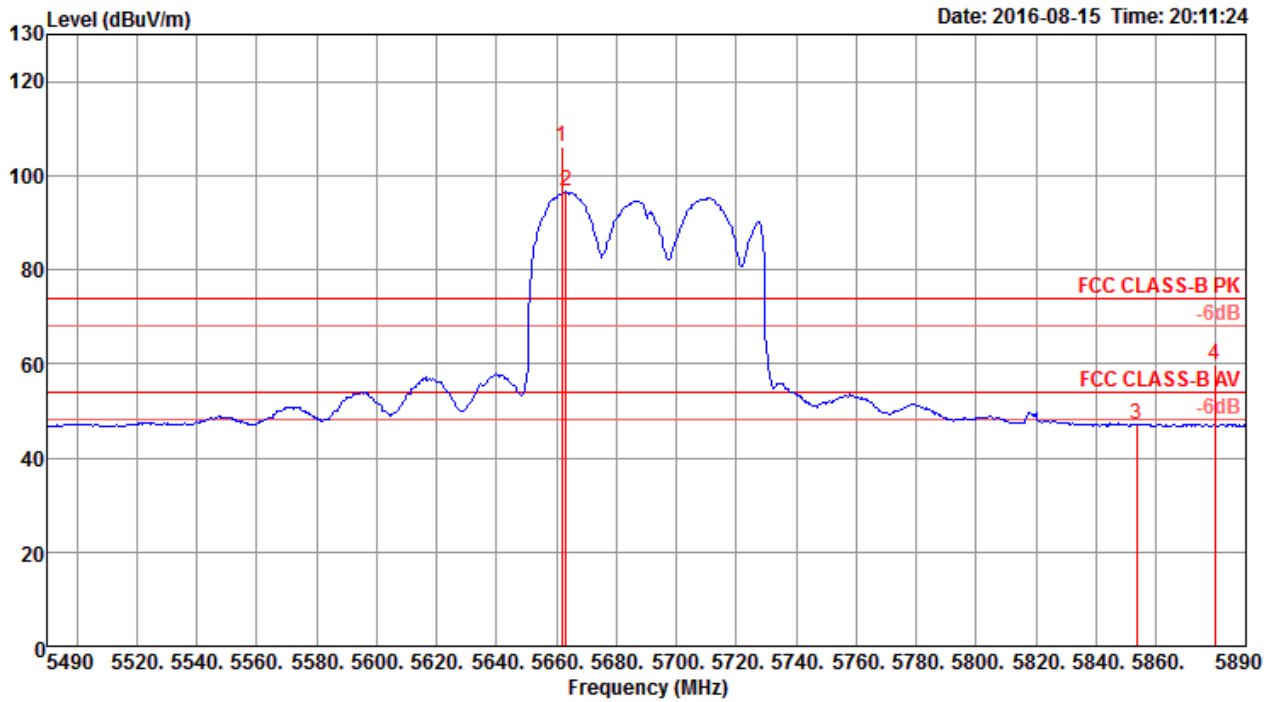
Channel 58



	Freq	Level	Limit Line	Over Limit	Read Level	CableAntenna Loss	Antenna Factor	Preamp Factor	A/Pos	T/Pos	Remark	Pol/Phase
	MHz	dBuV/m	dBuV/m	dB	dBuV	dB	dB/m	dB	cm	deg		
1	5144.00	60.10	74.00	-13.90	52.68	7.48	34.85	34.91	276	172	Peak	VERTICAL
2	5146.00	48.37	54.00	-5.63	40.95	7.48	34.85	34.91	276	172	Average	VERTICAL
3	5269.00	94.64			87.06	7.52	34.97	34.91	276	172	Average	VERTICAL
4	5269.00	104.39			96.81	7.52	34.97	34.91	276	172	Peak	VERTICAL
5	5350.00	53.92	54.00	-0.08	46.22	7.56	35.05	34.91	276	172	Average	VERTICAL
6	5367.00	66.67	74.00	-7.33	58.96	7.56	35.06	34.91	276	172	Peak	VERTICAL

Item 3, 4 are the fundamental frequency at 5290 MHz.

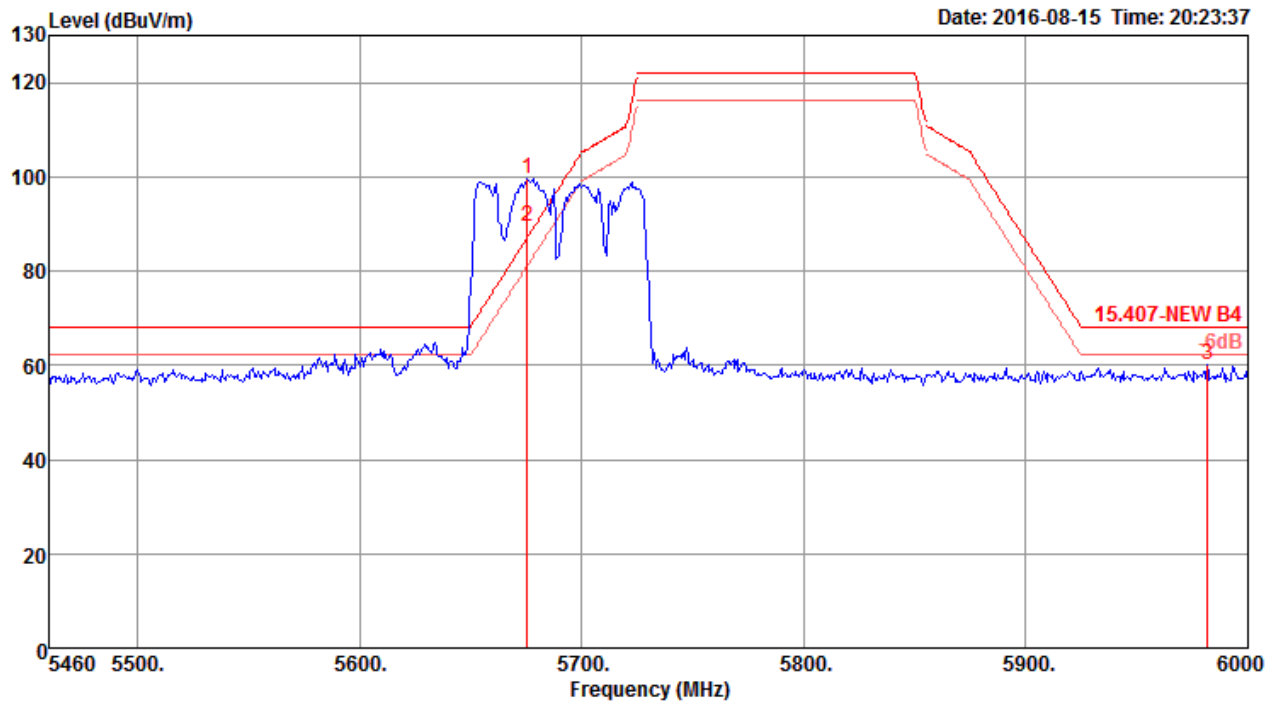
Channel 138 (UNII 2C)



	Freq	Level	Limit Line	Over Limit	Read Level	CableAntenna Loss	Preamp Factor	A/Pos	T/Pos	Remark	Pol/Phase
	MHz	dBuV/m	dBuV/m	dB	dBuV	dB	dB/m	dB	cm	deg	
1	5661.80	106.20			97.95	6.82	34.40	32.97	297	188 Peak	VERTICAL
2	5663.08	96.56			88.31	6.82	34.40	32.97	297	188 Average	VERTICAL
3	5853.46	47.21	54.00	-6.79	38.76	6.96	34.51	33.02	297	188 Average	VERTICAL
4	5879.74	59.91	74.00	-14.09	51.44	6.97	34.53	33.03	297	188 Peak	VERTICAL

Item 1, 2 are the fundamental frequency at 5690 MHz.

Channel 138 (UNII 3)

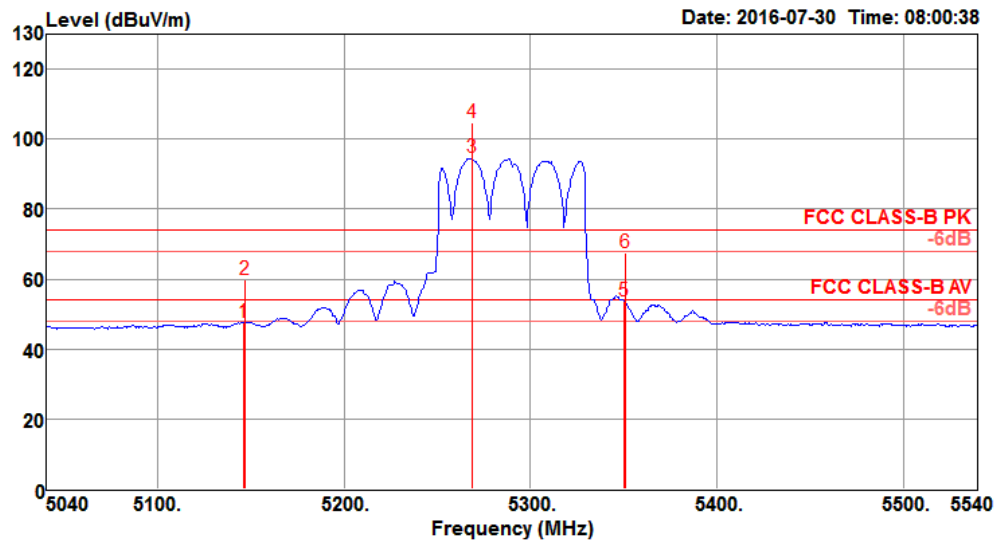


	Freq	Level	Limit	Over	Read	CableAntenna	Preamp	A/Pos	T/Pos	Remark	PoI/Phase
	MHz	dBuV/m	dBuV/m	dB	dBuV	dB	dB/m	dB	cm	deg	
1	5675.46	99.75			91.49	6.83	34.41	32.98	293	319 Peak	HORIZONTAL
2	5675.48	89.55			81.29	6.83	34.41	32.98	293	319 Average	HORIZONTAL
3	5981.64	60.18	68.20	-8.02	51.65	7.00	34.59	33.06	293	319 Peak	HORIZONTAL

Item 1, 2 are the fundamental frequency at 5690 MHz.

Temperature	22°C	Humidity	54%
Test Engineer	Zero Chen & Stim Sung & Steven Liang	Configurations	IEEE 802.11ac MCS0/Nss2 VHT80+80 Type 8 / CH 58+155 / Chain 1 + Chain 2 + Chain 3 + Chain 4

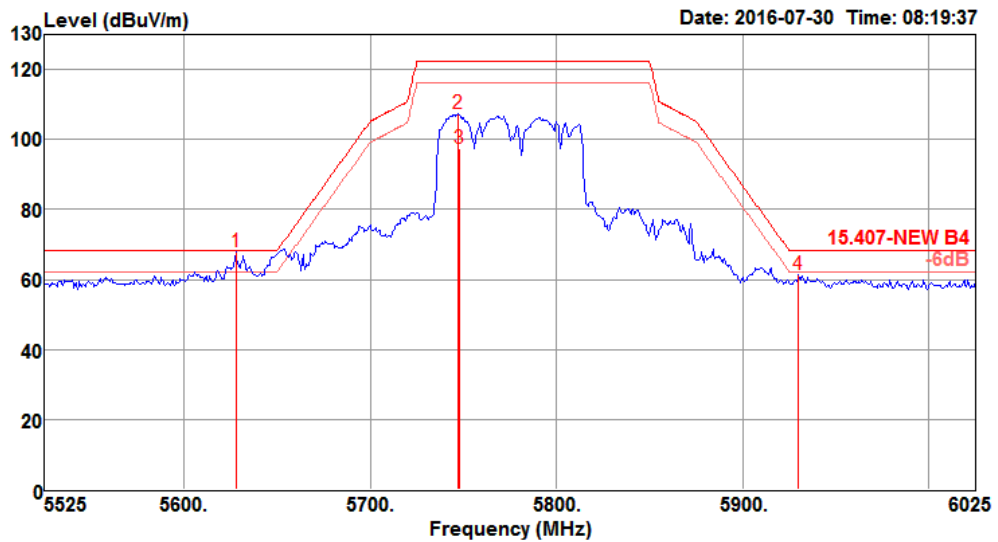
Channel 58



	Freq	Level	Limit Line	Over Limit	Read Level	CableAntenna Loss	Antenna Factor	Preamp Factor	A/Pos	T/Pos	Remark	Pol/Phase
	MHz	dBuV/m	dBuV/m	dB	dBuV	dB	dB/m	dB	cm	deg		
1	5146.00	47.75	54.00	-6.25	40.33	7.48	34.85	34.91	284	171	Average	VERTICAL
2	5147.00	59.82	74.00	-14.18	52.40	7.48	34.85	34.91	284	171	Peak	VERTICAL
3	5269.00	94.56			86.98	7.52	34.97	34.91	284	171	Average	VERTICAL
4	5269.00	104.60			97.02	7.52	34.97	34.91	284	171	Peak	VERTICAL
5	5350.00	53.66	54.00	-0.34	45.96	7.56	35.05	34.91	284	171	Average	VERTICAL
6	5351.00	67.54	74.00	-6.46	59.84	7.56	35.05	34.91	284	171	Peak	VERTICAL

Item 3, 4 are the fundamental frequency at 5290 MHz.

Channel 155

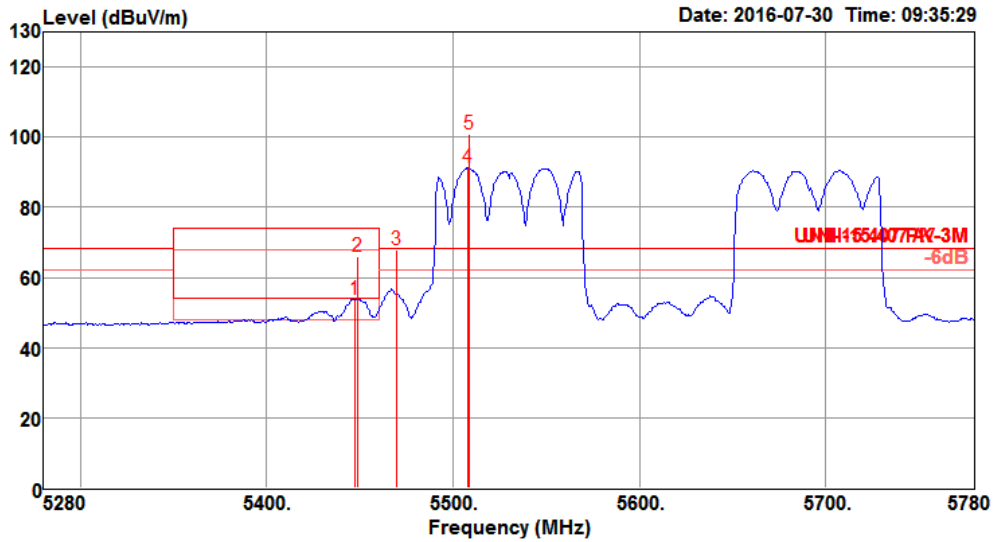


	Freq	Level	Limit Line	Over Limit	Read Level	CableAntenna Loss	Preamp Factor	A/Pos	T/Pos	Remark	Pol/Phase
	MHz	dBuV/m	dBuV/m	dB	dBuV	dB	dB/m	dB	cm	deg	
1	5628.00	67.88	68.20	-0.32	59.68	7.90	35.23	34.93	298	181	Peak VERTICAL
2	5747.00	107.28			99.20	7.77	35.25	34.94	298	181	Peak VERTICAL
3	5748.00	97.43			89.35	7.77	35.25	34.94	298	181	Average VERTICAL
4	5930.00	61.31	68.20	-6.89	53.04	7.94	35.29	34.96	298	181	Peak VERTICAL

Item 2, 3 are the fundamental frequency at 5775 MHz.

Temperature	22°C	Humidity	54%
Test Engineer	Zero Chen & Stim Sung & Steven Liang	Configurations	IEEE 802.11ac MCS0/Nss2 VHT80+80 Type 9 / CH 106+138 / Chain 1 + Chain 2 + Chain 3 + Chain 4

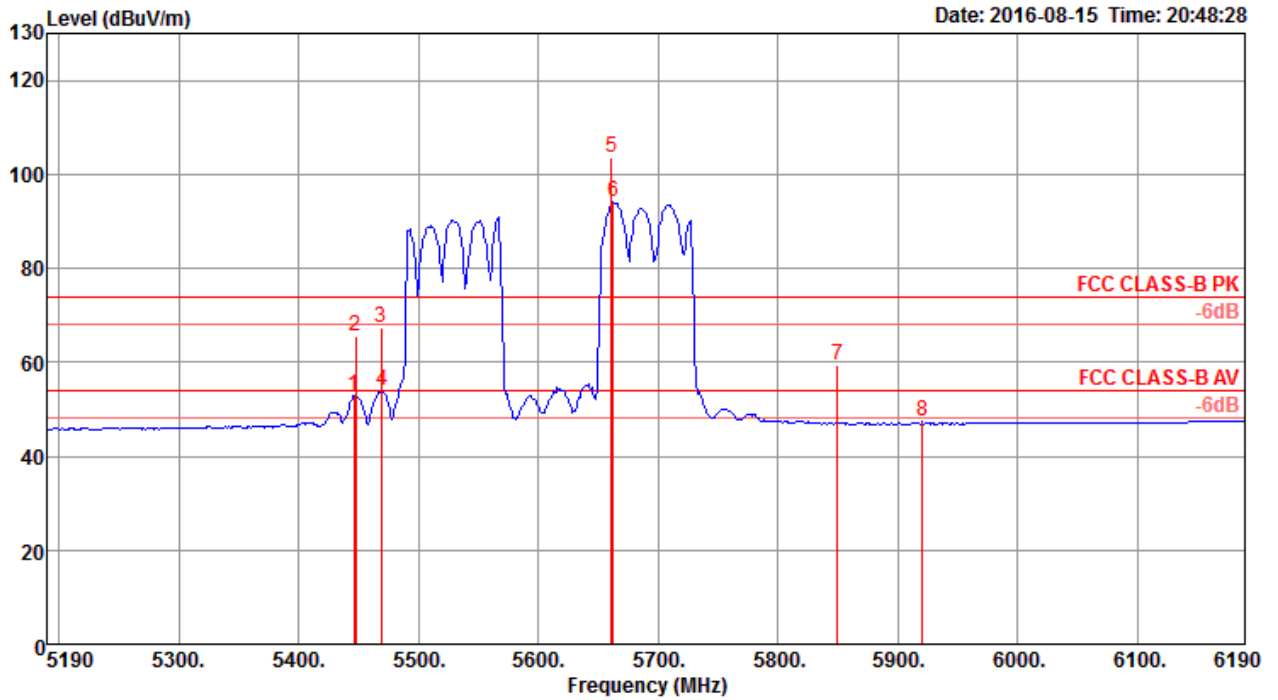
Channel 106



	Freq	Level	Limit Line	Over Limit	Read Level	Cable Loss	Antenna Factor	Preamp Factor	A/Pos	T/Pos	Remark	Po1/Phase
	MHz	dBuV/m	dBuV/m	dB	dBuV	dB	dB/m	dB	cm	deg		
1	5447.00	53.85	54.00	-0.15	45.97	7.66	35.14	34.92	285	171	Average	VERTICAL
2	5449.00	65.93	74.00	-8.07	58.01	7.69	35.15	34.92	285	171	Peak	VERTICAL
3	5470.00	67.78	68.20	-0.42	59.81	7.72	35.17	34.92	285	171	Peak	VERTICAL
4	5508.00	91.23			83.18	7.77	35.20	34.92	285	171	Average	VERTICAL
5	5509.00	100.88			92.83	7.77	35.20	34.92	285	171	Peak	VERTICAL

Item 4, 5 are the fundamental frequency at 5530 MHz.

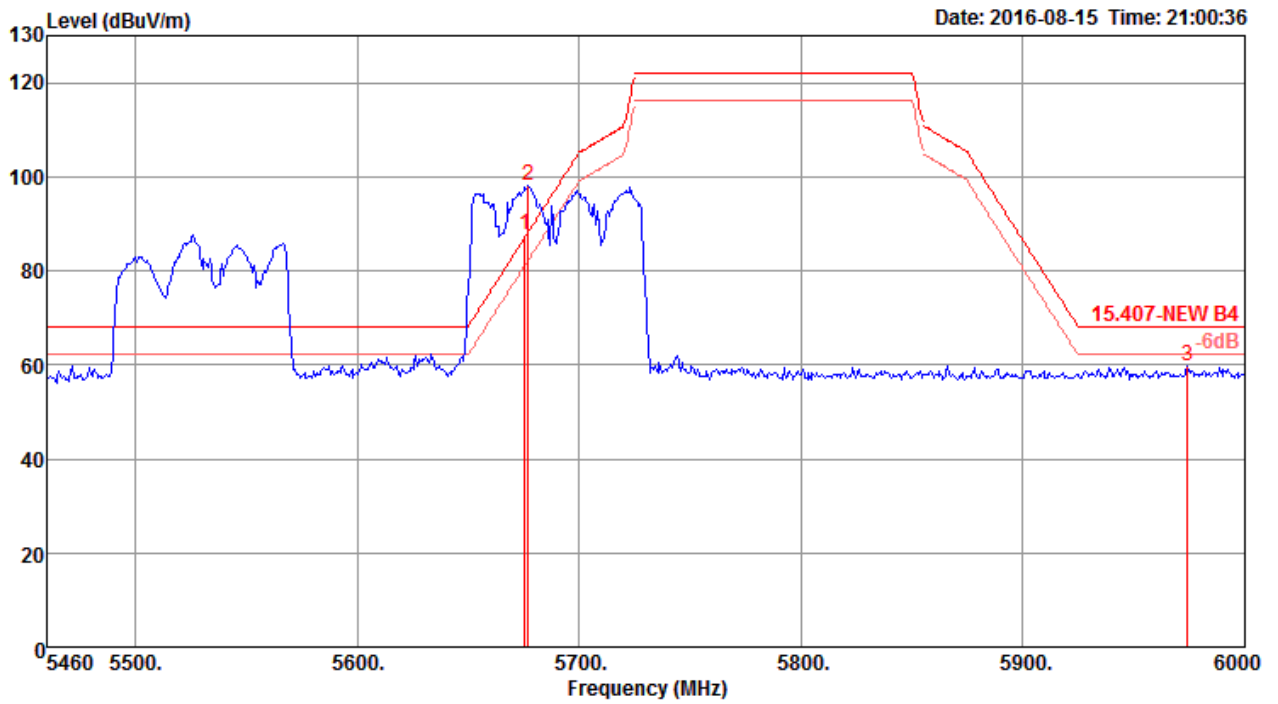
Channel 138 (UNII 2C)



	Freq	Level	Limit Line	Over Limit	Read Level	CableAntenna Loss	Preamp Factor	A/Pos	T/Pos	Remark	Pol/Phase
	MHz	dBuV/m	dBuV/m	dB	dBuV	dB	dB/m	dB	cm	deg	
1	5446.41	52.77	54.00	-1.23	44.83	6.67	34.20	32.93	297	186 Average	VERTICAL
2	5448.01	65.51	74.00	-8.49	57.53	6.68	34.23	32.93	297	186 Peak	VERTICAL
3	5468.85	67.35	74.00	-6.65	59.34	6.69	34.25	32.93	297	186 Peak	VERTICAL
4	5470.00	53.87	54.00	-0.13	45.86	6.69	34.25	32.93	297	186 Average	VERTICAL
5	5661.15	103.67			95.42	6.82	34.40	32.97	297	186 Peak	VERTICAL
6	5662.76	94.03			85.78	6.82	34.40	32.97	297	186 Average	VERTICAL
7	5850.00	59.33	74.00	-14.67	50.88	6.96	34.51	33.02	297	186 Peak	VERTICAL
8	5921.00	47.40	54.00	-6.60	38.91	6.98	34.55	33.04	297	186 Average	VERTICAL

Item 5, 6 are the fundamental frequency at 5690 MHz.

Channel 138 (UNII 3)

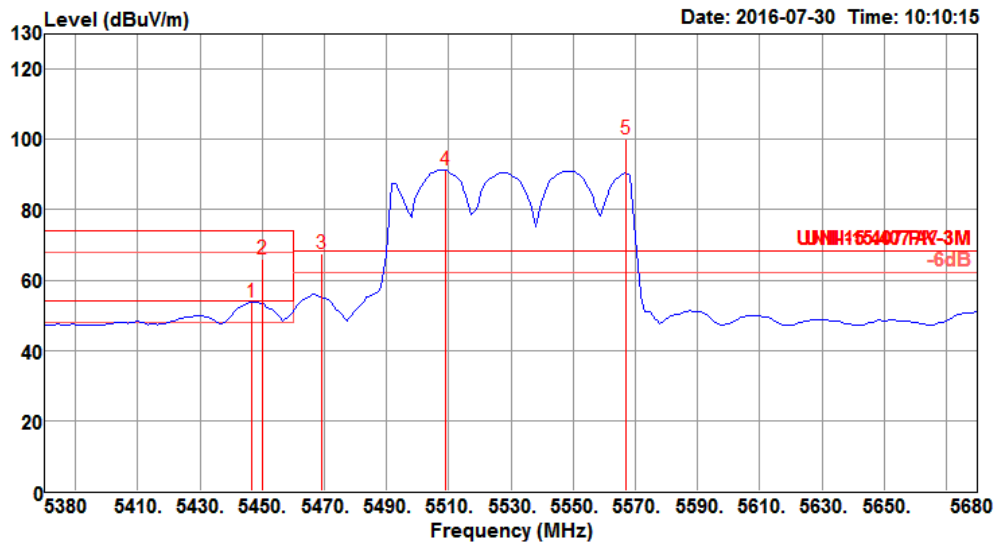


	Freq	Level	Limit Line	Over Limit	Read Level	CableAntenna Loss	Preamp Factor	A/Pos	T/Pos	Remark	PoI/Phase
	MHz	dBuV/m	dBuV/m	dB	dBuV	dB	dB/m	dB	cm	deg	
1	5675.48	87.45			79.19	6.83	34.41	32.98	293	289 Average	HORIZONTAL
2	5677.08	98.05			89.79	6.83	34.41	32.98	293	289 Peak	HORIZONTAL
3	5974.08	59.68	68.20	-8.52	51.16	6.99	34.58	33.05	293	289 Peak	HORIZONTAL

Item 1, 2 are the fundamental frequency at 5690 MHz.

Temperature	22°C	Humidity	54%
Test Engineer	Zero Chen & Stim Sung & Steven Liang	Configurations	IEEE 802.11ac MCS0/Nss2 VHT80+80 Type 10 / CH 106+155 / Chain 1 + Chain 2 + Chain 3 + Chain 4

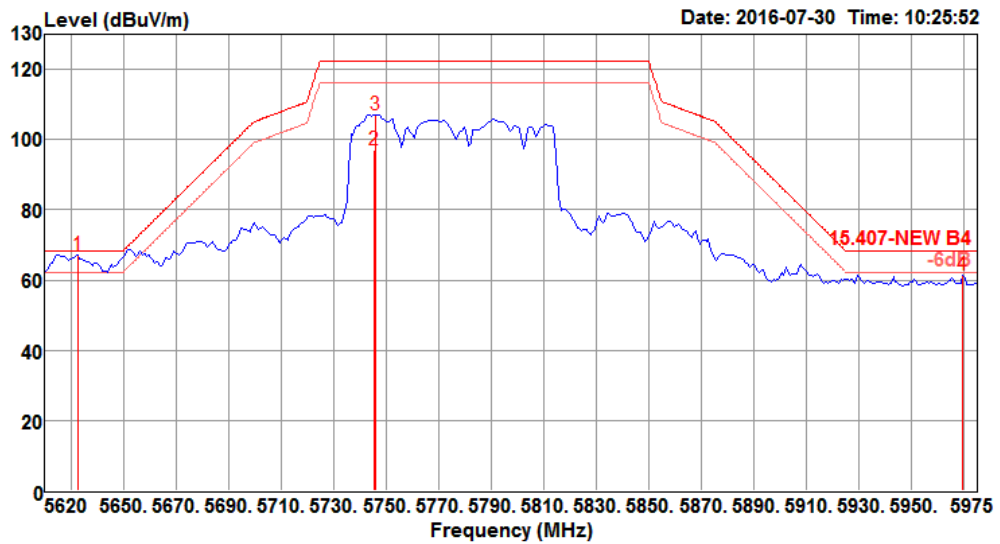
Channel 106



	Freq	Level	Limit	Over	Read	CableAntenna	Preamp	A/Pos	T/Pos	Remark	Pol/Phase
	MHz	dBuV/m	dBuV/m	dB	dBuV	dB	dB/m	dB	cm	deg	
1	5446.80	53.74	54.00	-0.26	45.86	7.66	35.14	34.92	282	174 Average	VERTICAL
2	5450.00	65.90	74.00	-8.10	57.98	7.69	35.15	34.92	282	174 Peak	VERTICAL
3	5469.20	67.44	68.20	-0.76	59.47	7.72	35.17	34.92	282	174 Peak	VERTICAL
4	5509.20	91.47			83.42	7.77	35.20	34.92	282	174 Average	VERTICAL
5	5566.80	100.14			91.98	7.88	35.21	34.93	282	174 Peak	VERTICAL
6	5720.40	67.90	68.20	-0.30	59.79	7.81	35.24	34.94	282	174 Peak	VERTICAL

Item 4, 5 are the fundamental frequency at 5530 MHz.

Channel 155

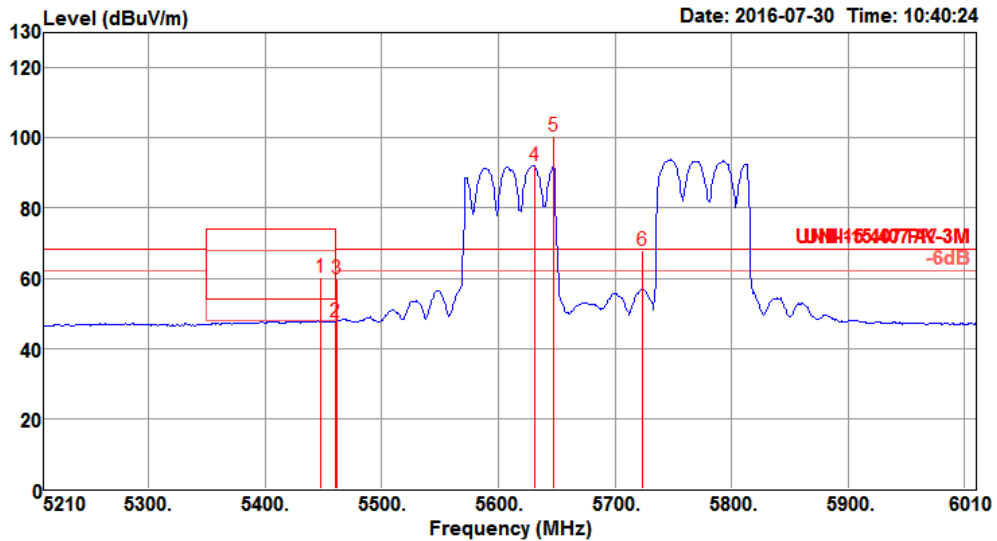


	Freq	Level	Limit Line	Over Limit	Read Level	CableAntenna Loss	Antenna Factor	Preamp Factor	A/Pos	T/Pos	Remark	Pol/Phase
	MHz	dBuV/m	dBuV/m	dB	dBuV	dB	dB/m	dB	cm	deg		
1	5632.60	67.27	68.20	-0.93	59.07	7.90	35.23	34.93	288	185	Peak	VERTICAL
2	5745.40	97.05			88.97	7.77	35.25	34.94	288	185	Average	VERTICAL
3	5746.20	107.12			99.04	7.77	35.25	34.94	288	185	Peak	VERTICAL
4	5969.40	61.44	68.20	-6.76	53.13	7.99	35.29	34.97	288	185	Peak	VERTICAL

Item 2, 3 are the fundamental frequency at 5775 MHz.

Temperature	22°C	Humidity	54%
Test Engineer	Zero Chen & Stim Sung & Steven Liang	Configurations	IEEE 802.11ac MCS0/Nss2 VHT80+80 Type 11 / CH 122+155 / Chain 1 + Chain 2 + Chain 3 + Chain 4

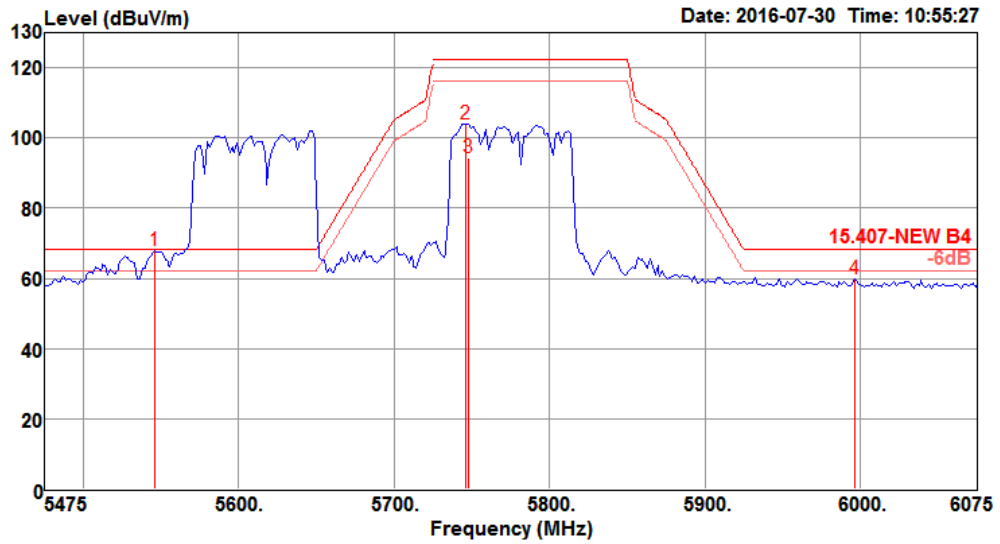
Channel 122



	Freq	Level	Limit	Over	Read	CableAntenna	Preamp	A/Pos	T/Pos	Remark	Pol/Phase	
	MHz	dBuV/m	dBuV/m	dB	dBuV	dB	dB/m	dB	cm	deg		
1	5448.00	60.24	74.00	-13.76	52.32	7.69	35.15	34.92	271	177	Peak	VERTICAL
2	5460.00	47.68	54.00	-6.32	39.76	7.69	35.15	34.92	271	177	Average	VERTICAL
3	5462.00	59.70	68.20	-8.50	51.78	7.69	35.15	34.92	271	177	Peak	VERTICAL
4	5631.00	92.16			83.96	7.90	35.23	34.93	271	177	Average	VERTICAL
5	5647.00	100.66			92.48	7.88	35.23	34.93	271	177	Peak	VERTICAL
6	5724.00	67.96	68.20	-0.24	59.86	7.79	35.25	34.94	271	177	Peak	VERTICAL

Item 4, 5 are the fundamental frequency at 5610 MHz.

Channel 155

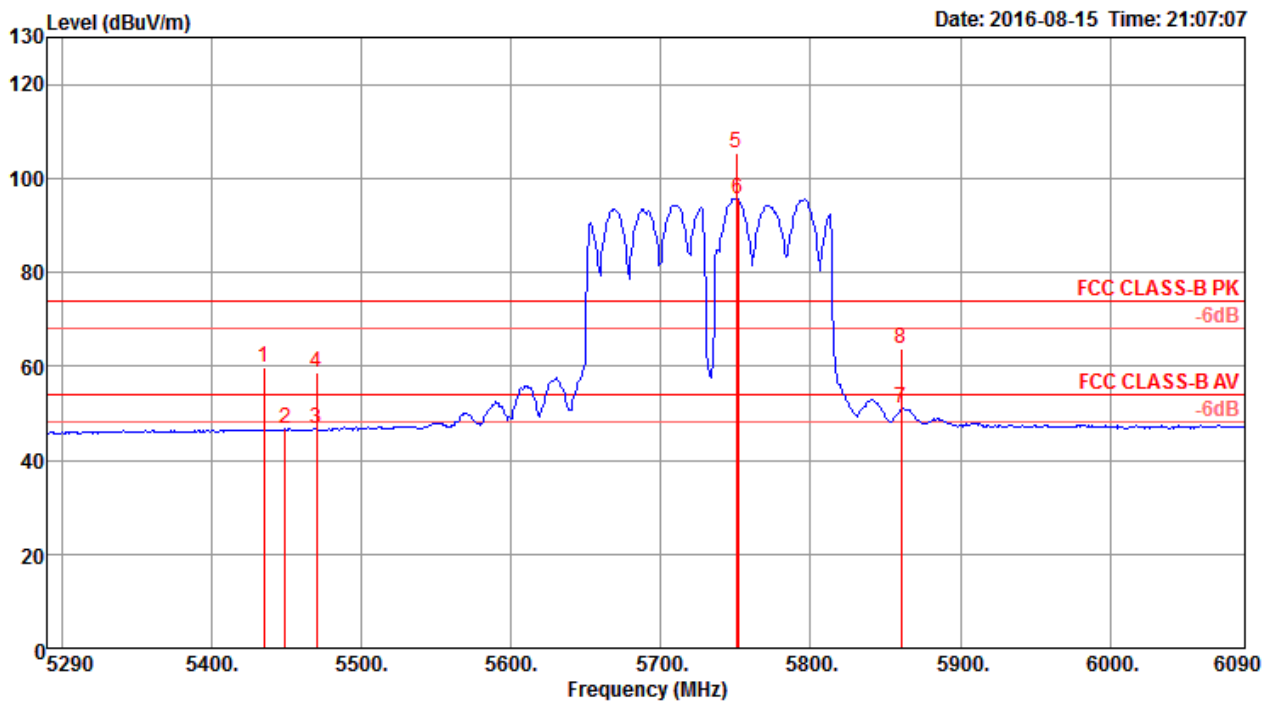


	Freq	Level	Limit Line	Over Limit	Read Level	CableAntenna Loss	Antenna Factor	Preamp Factor	A/Pos	T/Pos	Remark	Pol/Phase
	MHz	dBuV/m	dBuV/m	dB	dBuV	dB	dB/m	dB	cm	deg		
1	5546.20	67.78	68.20	-0.42	59.63	7.86	35.21	34.92	292	180	Peak	VERTICAL
2	5746.20	103.94			95.86	7.77	35.25	34.94	292	180	Peak	VERTICAL
3	5747.80	94.23			86.15	7.77	35.25	34.94	292	180	Average	VERTICAL
4	5995.80	59.91	68.20	-8.29	51.53	8.05	35.30	34.97	292	180	Peak	VERTICAL

Item 2, 3 are the fundamental frequency at 5775 MHz.

Temperature	22°C	Humidity	54%
Test Engineer	Zero Chen & Stim Sung & Steven Liang	Configurations	IEEE 802.11ac MCS0/Nss2 VHT80+80 Type 12 / CH 138+155 / Chain 1 + Chain 2 + Chain 3 + Chain 4

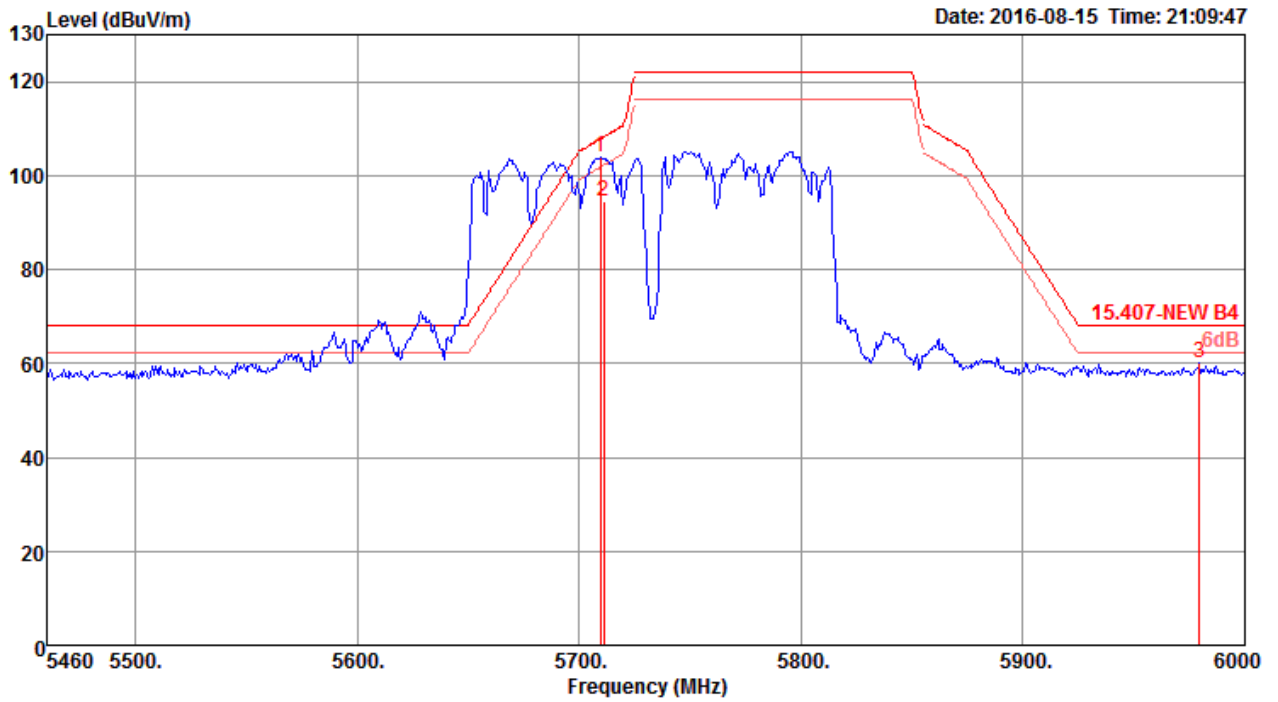
Channel 138 (UNII 2C)



	Freq	Level	Limit	Over	Read	CableAntenna	Preamp	A/Pos	T/Pos	Remark	PoI/Phase	
	MHz	dBuV/m	dBuV/m	dB	dBuV	dB	dB/m	dB	cm	deg		
1	5434.87	59.66	74.00	-14.34	51.72	6.67	34.20	32.93	300	180	Peak	VERTICAL
2	5448.97	46.68	54.00	-7.32	38.70	6.68	34.23	32.93	300	180	Average	VERTICAL
3	5470.00	46.55	54.00	-7.45	38.54	6.69	34.25	32.93	300	180	Average	VERTICAL
4	5470.00	58.68	74.00	-15.32	50.67	6.69	34.25	32.93	300	180	Peak	VERTICAL
5	5750.26	105.28			96.93	6.90	34.45	33.00	300	180	Peak	VERTICAL
6	5751.54	95.72			87.37	6.90	34.45	33.00	300	180	Average	VERTICAL
7	5860.51	51.18	54.00	-2.82	42.72	6.97	34.52	33.03	300	180	Average	VERTICAL
8	5860.51	63.69	74.00	-10.31	55.23	6.97	34.52	33.03	300	180	Peak	VERTICAL

Item 5, 6 are the fundamental frequency at 5690 MHz.

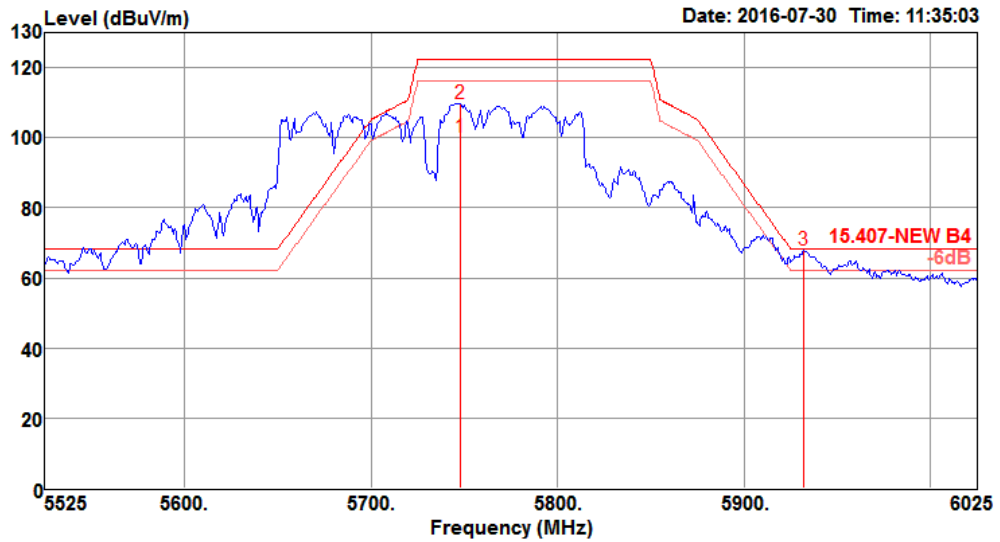
Channel 138 (UNII 3)



	Freq	Level	Limit Line	Over Limit	Read Level	CableAntenna Loss	Preamp Factor	A/Pos	T/Pos	Remark	Pol/Phase	
	MHz	dBuV/m	dBuV/m	dB	dBuV	dB	dB/m	dB	cm	deg		
1	5709.48	103.76			95.45	6.87	34.43	32.99	300	180	Peak	VERTICAL
2	5711.10	94.48			86.17	6.87	34.43	32.99	300	180	Average	VERTICAL
3	5979.48	60.06	68.20	-8.14	51.53	7.00	34.59	33.06	300	180	Peak	VERTICAL

Item 1, 2 are the fundamental frequency at 5690 MHz.

Channel 155

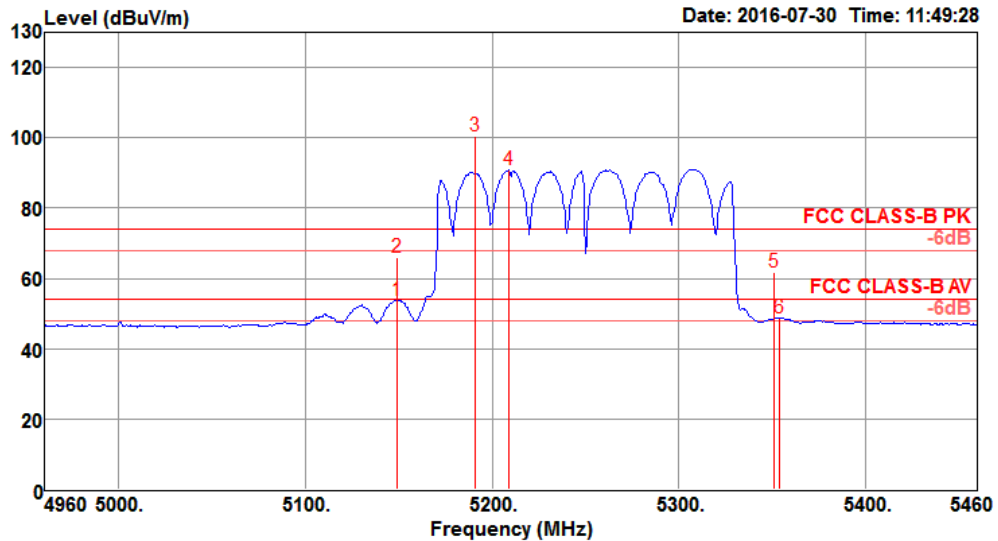


	Freq	Level	Limit Line	Over Limit	Read Level	CableAntenna Loss	Preamp Factor	A/Pos	T/Pos	Remark	Pol/Phase
	MHz	dBuV/m	dBuV/m	dB	dBuV	dB	dB/m	dB	cm	deg	
1	5748.00	99.93			91.85	7.77	35.25	34.94	285	176 Average	VERTICAL
2	5748.00	109.60			101.52	7.77	35.25	34.94	285	176 Peak	VERTICAL
3	5932.00	67.90	68.20	-0.30	59.63	7.94	35.29	34.96	285	176 Peak	VERTICAL

Item 1, 2 are the fundamental frequency at 5775 MHz.

Temperature	22°C	Humidity	54%
Test Engineer	Zero Chen & Stim Sung & Steven Liang	Configurations	IEEE 802.11ac MCS0/Nss2 VHT80+80 Type 13 / CH 42+58 / Chain 1 + Chain 2 + Chain 3 + Chain 4

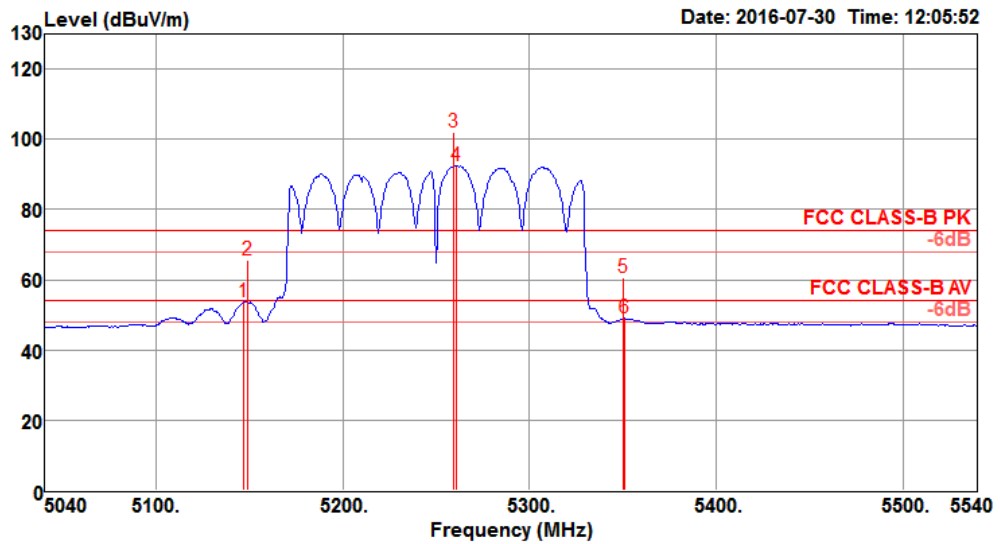
Channel 42



	Freq	Level	Limit Line	Over Limit	Read Level	CableAntenna Loss	Antenna Factor	Preamp Factor	A/Pos	T/Pos	Remark	Pol/Phase
	MHz	dBuV/m	dBuV/m	dB	dBuV	dB	dB/m	dB	cm	deg		
1	5149.00	53.68	54.00	-0.32	46.26	7.48	34.85	34.91	275	169	Average	VERTICAL
2	5149.00	65.95	74.00	-8.05	58.53	7.48	34.85	34.91	275	169	Peak	VERTICAL
3	5191.00	100.47			93.00	7.48	34.90	34.91	275	169	Peak	VERTICAL
4	5209.00	90.74			83.25	7.49	34.91	34.91	275	169	Average	VERTICAL
5	5351.00	61.76	74.00	-12.24	54.06	7.56	35.05	34.91	275	169	Peak	VERTICAL
6	5354.00	48.76	54.00	-5.24	41.06	7.56	35.05	34.91	275	169	Average	VERTICAL

Item 3, 4 are the fundamental frequency at 5210 MHz.

Channel 58

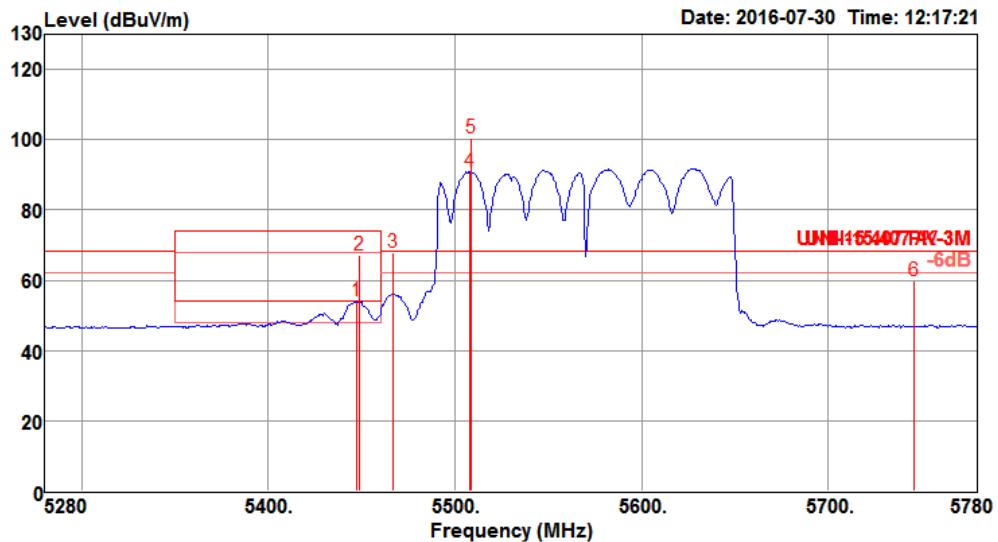


	Freq	Level	Limit	Over	Read	CableAntenna	Preamp	A/Pos	T/Pos	Remark	Pol/Phase
	MHz	dBuV/m	dBuV/m	dB	dBuV	dB	dB/m	dB	cm	deg	
1	5147.00	53.72	54.00	-0.28	46.30	7.48	34.85	34.91	285	176 Average	VERTICAL
2	5149.00	65.55	74.00	-8.45	58.13	7.48	34.85	34.91	285	176 Peak	VERTICAL
3	5259.00	101.84			94.28	7.51	34.96	34.91	285	176 Peak	VERTICAL
4	5261.00	92.33			84.77	7.51	34.96	34.91	285	176 Average	VERTICAL
5	5350.00	60.50	74.00	-13.50	52.80	7.56	35.05	34.91	285	176 Peak	VERTICAL
6	5351.00	48.99	54.00	-5.01	41.29	7.56	35.05	34.91	285	176 Average	VERTICAL

Item 3, 4 are the fundamental frequency at 5290 MHz.

Temperature	22°C	Humidity	54%
Test Engineer	Zero Chen & Stim Sung & Steven Liang	Configurations	IEEE 802.11ac MCS0/Nss2 VHT80+80 Type 14 / CH 106+122 / Chain 1 + Chain 2 + Chain 3 + Chain 4

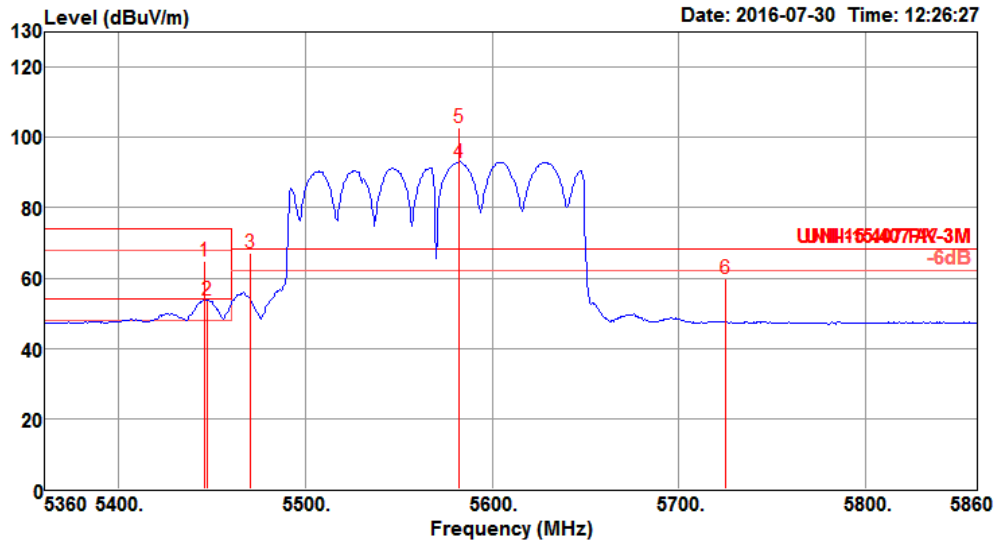
Channel 106



	Freq	Level	Limit	Over	Read	CableAntenna	Preamp	A/Pos	T/Pos	Remark	Pol/Phase
	MHz	dBuV/m	dBuV/m	dB	dBuV	dB	dB/m	dB	cm	deg	
1	5447.00	53.93	54.00	-0.07	46.05	7.66	35.14	34.92	298	172 Average	VERTICAL
2	5449.00	67.16	74.00	-6.84	59.24	7.69	35.15	34.92	298	172 Peak	VERTICAL
3	5467.00	67.98	68.20	-0.22	60.01	7.72	35.17	34.92	298	172 Peak	VERTICAL
4	5508.00	91.05			83.00	7.77	35.20	34.92	298	172 Average	VERTICAL
5	5509.00	100.58			92.53	7.77	35.20	34.92	298	172 Peak	VERTICAL
6	5746.00	59.83	68.20	-8.37	51.75	7.77	35.25	34.94	298	172 Peak	VERTICAL

Item 4, 5 are the fundamental frequency at 5530 MHz.

Channel 122

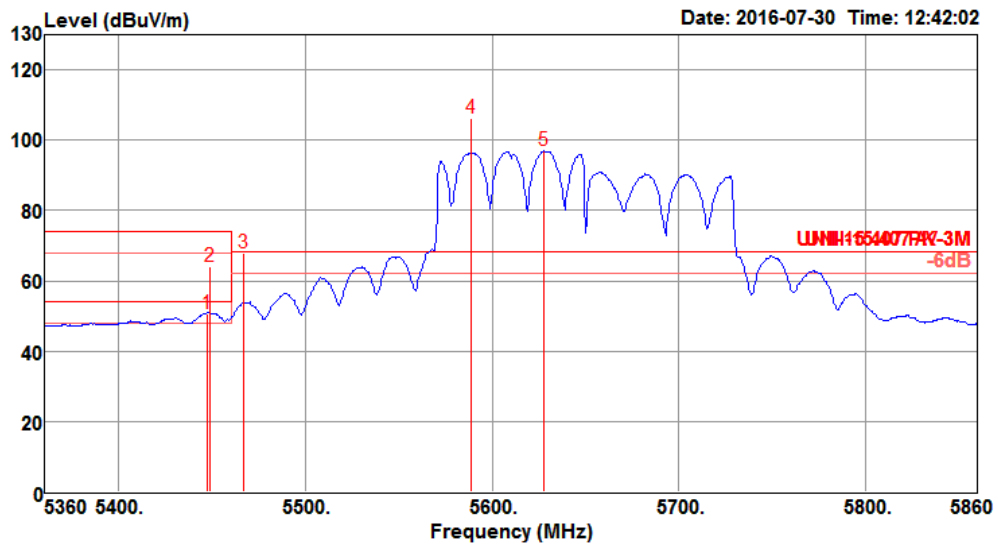


	Freq	Level	Limit Line	Over Limit	Read Level	CableAntenna Loss	Antenna Factor	Preamp Factor	A/Pos	T/Pos	Remark	Pol/Phase
	MHz	dBuV/m	dBuV/m	dB	dBuV	dB	dB/m	dB	cm	deg		
1	5446.00	64.94	74.00	-9.06	57.06	7.66	35.14	34.92	274	181	Peak	VERTICAL
2	5447.00	53.83	54.00	-0.17	45.95	7.66	35.14	34.92	274	181	Average	VERTICAL
3	5470.00	66.99	68.20	-1.21	59.02	7.72	35.17	34.92	274	181	Peak	VERTICAL
4	5582.00	92.96			84.76	7.91	35.22	34.93	274	181	Average	VERTICAL
5	5582.00	102.60			94.40	7.91	35.22	34.93	274	181	Peak	VERTICAL
6	5725.00	60.01	68.20	-8.19	51.91	7.79	35.25	34.94	274	181	Peak	VERTICAL

Item 4, 5 are the fundamental frequency at 5610 MHz.

Temperature	22°C	Humidity	54%
Test Engineer	Zero Chen & Stim Sung & Steven Liang	Configurations	IEEE 802.11ac MCS0/Nss2 VHT80+80 Type 15 / CH 122+138 / Chain 1 + Chain 2 + Chain 3 + Chain 4

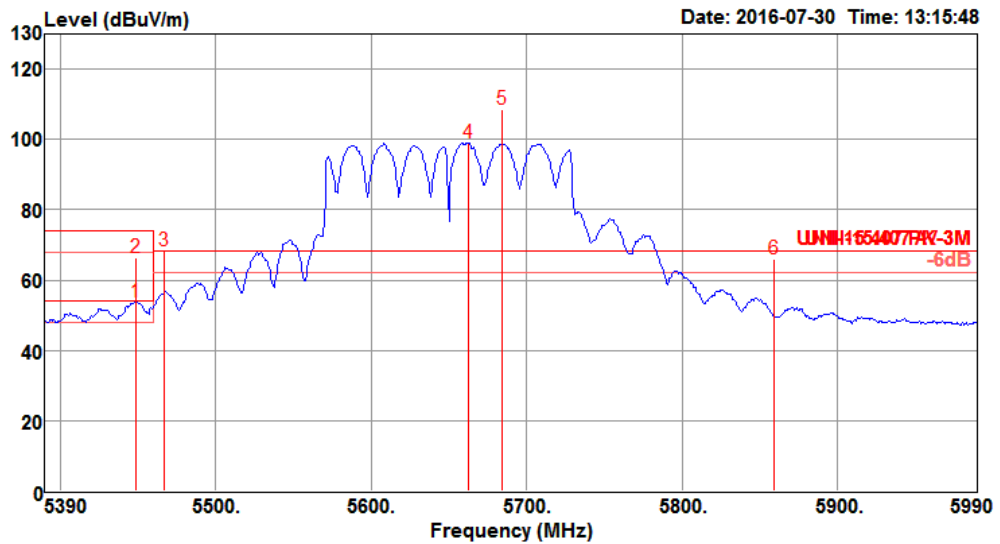
Channel 122



	Freq	Level	Limit Line	Over Limit	Read Level	Cable Loss	Antenna Factor	Preamp Factor	A/Pos	T/Pos	Remark	Pol/Phase
	MHz	dBuV/m	dBuV/m	dB	dBuV	dB	dB/m	dB	cm	deg		
1	5447.00	50.82	54.00	-3.18	42.94	7.66	35.14	34.92	275	235	Average	VERTICAL
2	5449.00	63.87	74.00	-10.13	55.95	7.69	35.15	34.92	275	235	Peak	VERTICAL
3	5467.00	67.86	68.20	-0.34	59.89	7.72	35.17	34.92	275	235	Peak	VERTICAL
4	5589.00	106.32			98.12	7.91	35.22	34.93	275	235	Peak	VERTICAL
5	5628.00	96.85			88.65	7.90	35.23	34.93	275	235	Average	VERTICAL

Item 4, 5 are the fundamental frequency at 5610 MHz.

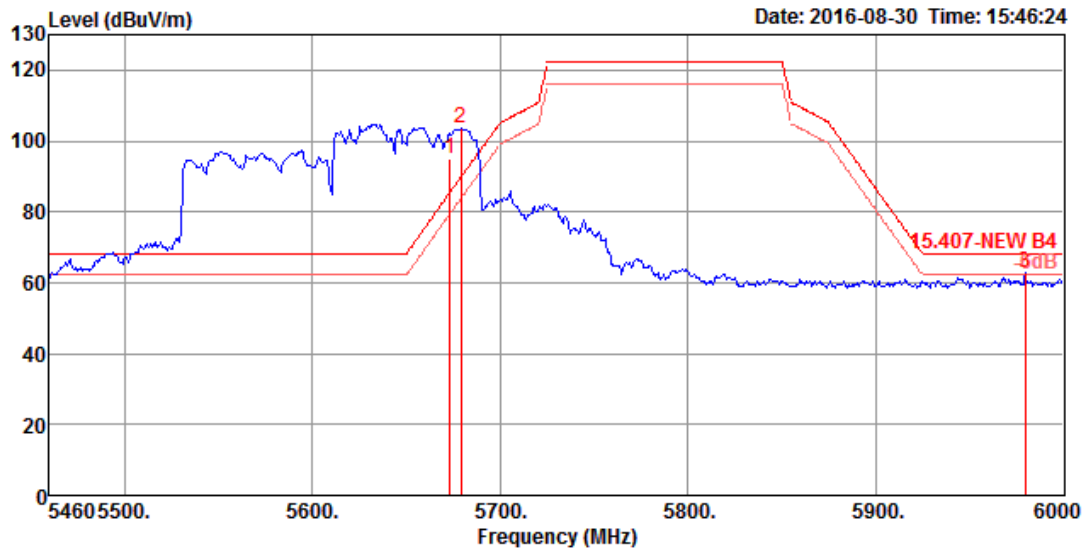
Channel 138 (UNII 2C)



	Freq	Level	Limit	Over	Read	CableAntenna	Preamp	A/Pos	T/Pos	Remark	Pol/Phase	
	MHz	dBuV/m	dBuV/m	dB	dBuV	dB	dB/m	dB	cm	deg		
1	5448.80	53.61	54.00	-0.39	45.69	7.69	35.15	34.92	293	176	Average	VERTICAL
2	5448.80	66.22	74.00	-7.78	58.30	7.69	35.15	34.92	293	176	Peak	VERTICAL
3	5466.80	68.15	68.20	-0.05	60.18	7.72	35.17	34.92	293	176	Peak	VERTICAL
4	5662.40	99.05			90.90	7.86	35.23	34.94	293	176	Average	VERTICAL
5	5684.00	108.41			100.27	7.84	35.24	34.94	293	176	Peak	VERTICAL
6	5859.20	65.92	68.20	-2.28	57.79	7.82	35.27	34.96	275	140	Peak	VERTICAL

Item 4, 5 are the fundamental frequency at 5690 MHz.

Channel 138 (UNII 3)



	Freq	Level	Limit Line	Over Limit	Read Level	CableAntenna Loss	Preamp Factor	A/Pos	T/Pos	Remark	Pol/Phase
	MHz	dBuV/m	dBuV/m	dB	dBuV	dB	dB/m	dB	cm	deg	
1 @	5673.20	94.94			86.91	7.69	32.02	31.68	275	140 Average	HORIZONTAL
2 @	5679.24	103.56			95.53	7.69	32.02	31.68	275	140 Peak	HORIZONTAL
3	5979.48	62.96	68.20	-5.24	54.46	7.92	32.38	31.80	275	140 Peak	HORIZONTAL

Item 1, 2 are the fundamental frequency at 5690 MHz.

Note:

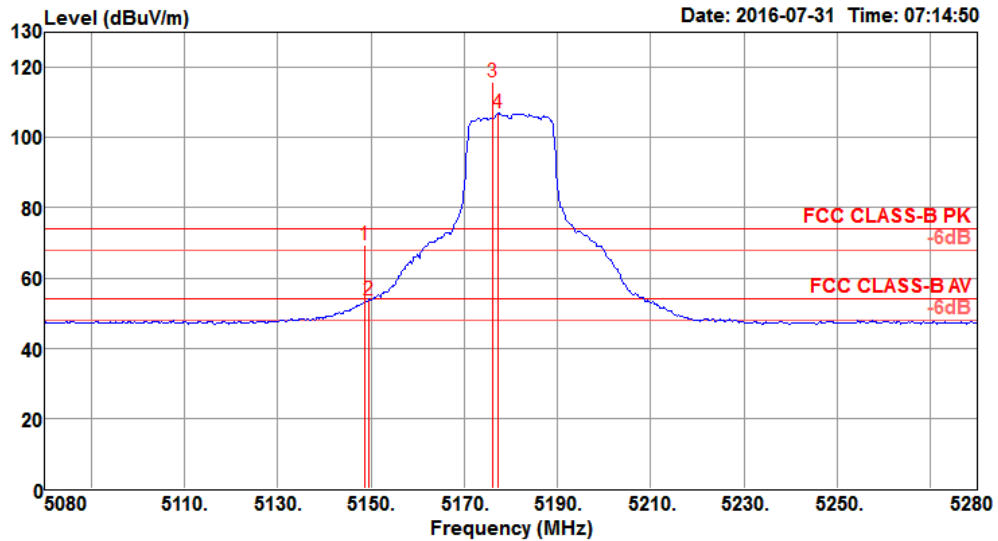
Emission level (dBuV/m) = 20 log Emission level (uV/m)

Corrected Reading: Antenna Factor + Cable Loss + Read Level - Preamp Factor = Level

For beamforming mode

Temperature	22°C	Humidity	54%
Test Engineer	Zero Chen & Stim Sung & Steven Liang	Configurations	IEEE 802.11ac MCS0/Nss1 VHT20 CH 36, 40, 48 / Chain 1 + Chain 2 + Chain 3 + Chain 4

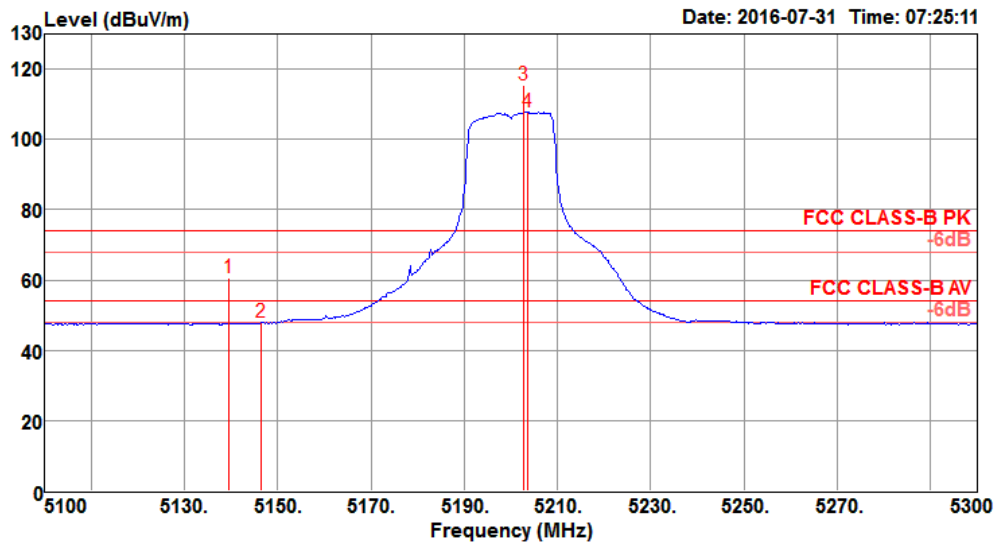
Channel 36



	Freq	Level	Limit Line	Over Limit	Read Level	Cable Loss	Antenna Factor	Preamp Factor	A/Pos	T/Pos	Remark	Pol/Phase
	MHz	dBuV/m	dBuV/m	dB	dBuV	dB	dB/m	dB	cm	deg		
1	5148.80	69.26	74.00	-4.74	61.84	7.48	34.85	34.91	270	219	Peak	VERTICAL
2	5149.60	53.89	54.00	-0.11	46.47	7.48	34.85	34.91	270	219	Average	VERTICAL
3	5176.00	115.67			108.22	7.48	34.88	34.91	270	219	Peak	VERTICAL
4	5177.20	106.86			99.41	7.48	34.88	34.91	270	219	Average	VERTICAL

Item 3, 4 are the fundamental frequency at 5180 MHz.

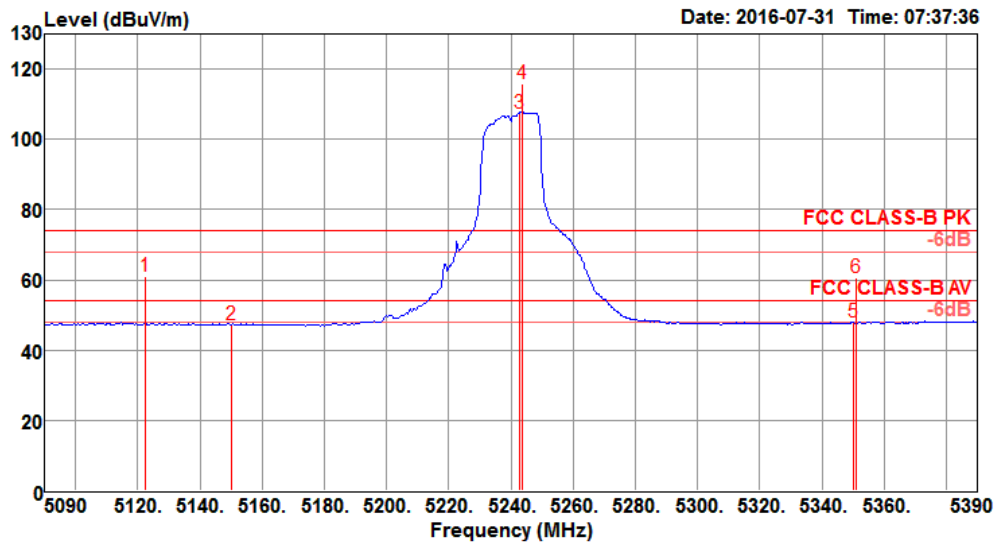
Channel 40



	Freq	Level	Limit Line	Over Limit	Read Level	CableAntenna Loss	Antenna Factor	Preamp Factor	A/Pos	T/Pos	Remark	Pol/Phase
	MHz	dBuV/m	dBuV/m	dB	dBuV	dB	dB/m	dB	cm	deg		
1	5139.60	60.51	74.00	-13.49	53.10	7.48	34.84	34.91	279	164	Peak	VERTICAL
2	5146.40	47.79	54.00	-6.21	40.37	7.48	34.85	34.91	279	164	Average	VERTICAL
3	5202.80	115.63			108.14	7.49	34.91	34.91	279	164	Peak	VERTICAL
4	5203.60	107.68			100.19	7.49	34.91	34.91	279	164	Average	VERTICAL

Item 3, 4 are the fundamental frequency at 5200 MHz.

Channel 48

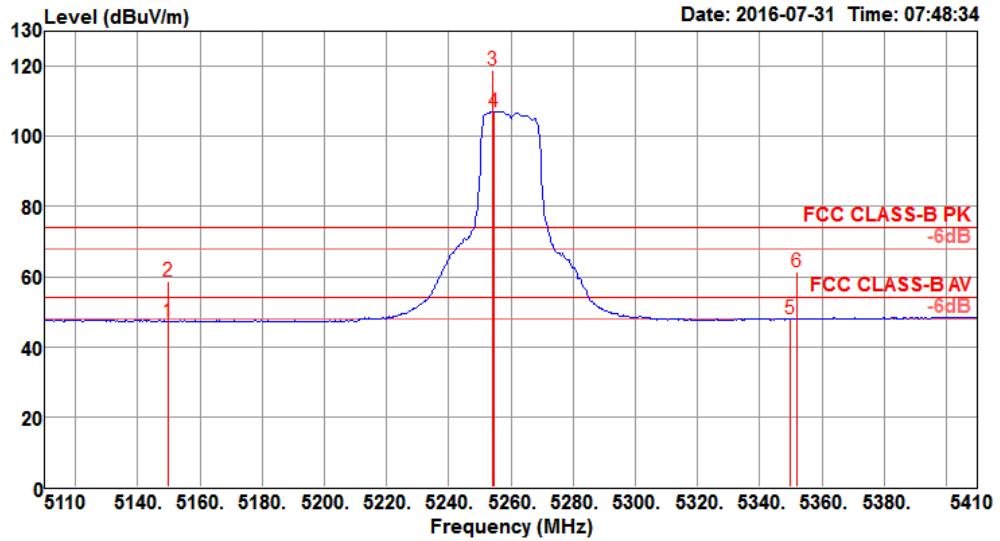


	Freq	Level	Limit Line	Over Limit	Read Level	CableAntenna Loss	Antenna Factor	Preamp Factor	A/Pos	T/Pos	Remark	Pol/Phase
	MHz	dBuV/m	dBuV/m	dB	dBuV	dB	dB/m	dB	cm	deg		
1	5122.40	61.06	74.00	-12.94	53.66	7.48	34.82	34.90	282	165	Peak	VERTICAL
2	5150.00	47.11	54.00	-6.89	39.69	7.48	34.85	34.91	282	165	Average	VERTICAL
3	5243.00	107.51			99.98	7.50	34.94	34.91	282	165	Average	VERTICAL
4	5243.60	115.72			108.19	7.50	34.94	34.91	282	165	Peak	VERTICAL
5	5350.00	48.02	54.00	-5.98	40.32	7.56	35.05	34.91	282	165	Average	VERTICAL
6	5351.00	60.73	74.00	-13.27	53.03	7.56	35.05	34.91	282	165	Peak	VERTICAL

Item 3, 4 are the fundamental frequency at 5240 MHz.

Temperature	22°C	Humidity	54%
Test Engineer	Zero Chen & Stim Sung & Steven Liang	Configurations	IEEE 802.11ac MCS0/Nss1 VHT20 CH 52, 60, 64 / Chain 1 + Chain 2 + Chain 3 + Chain 4

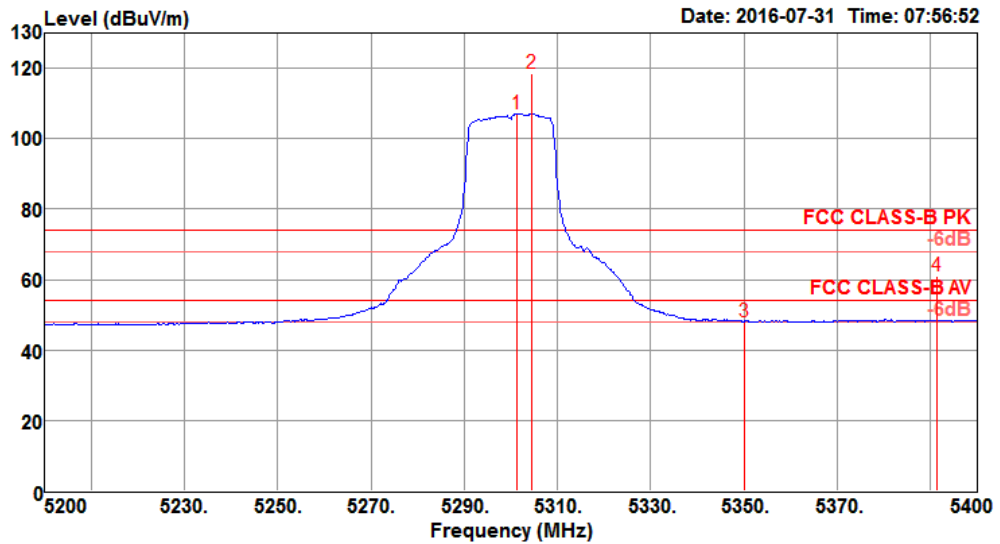
Channel 52



	Freq	Level	Limit Line	Over Limit	Read Level	Cable Loss	Antenna Factor	Preamp Factor	A/Pos	T/Pos	Remark	Pol/Phase
	MHz	dBuV/m	dBuV/m	dB	dBuV	dB	dB/m	dB	cm	deg		
1	5150.00	47.22	54.00	-6.78	39.80	7.48	34.85	34.91	291	182	Average	VERTICAL
2	5150.00	58.81	74.00	-15.19	51.39	7.48	34.85	34.91	291	182	Peak	VERTICAL
3	5254.00	118.75			111.19	7.51	34.96	34.91	291	182	Peak	VERTICAL
4	5254.60	107.15			99.59	7.51	34.96	34.91	291	182	Average	VERTICAL
5	5350.00	47.77	54.00	-6.23	40.07	7.56	35.05	34.91	291	182	Average	VERTICAL
6	5351.80	61.35	74.00	-12.65	53.65	7.56	35.05	34.91	291	182	Peak	VERTICAL

Item 3, 4 are the fundamental frequency at 5260 MHz.

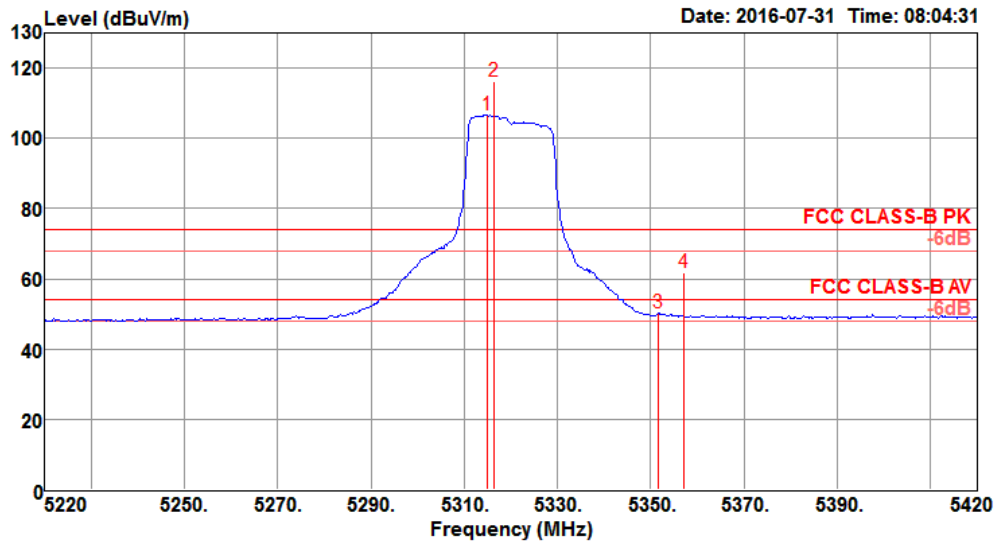
Channel 60



	Freq	Level	Limit	Over	Read	CableAntenna	Preamp	A/Pos	T/Pos	Remark	Pol/Phase	
	MHz	dBuV/m	dBuV/m	dB	dBuV	dB	dB/m	dB	cm	deg		
1	5301.20	107.00			99.38	7.53	35.00	34.91	299	182	Average	VERTICAL
2	5304.40	118.35			110.73	7.53	35.00	34.91	299	182	Peak	VERTICAL
3	5350.00	48.04	54.00	-5.96	40.34	7.56	35.05	34.91	299	182	Average	VERTICAL
4	5391.20	60.85	74.00	-13.15	53.10	7.58	35.09	34.92	299	182	Peak	VERTICAL

Item 1, 2 are the fundamental frequency at 5300 MHz.

Channel 64

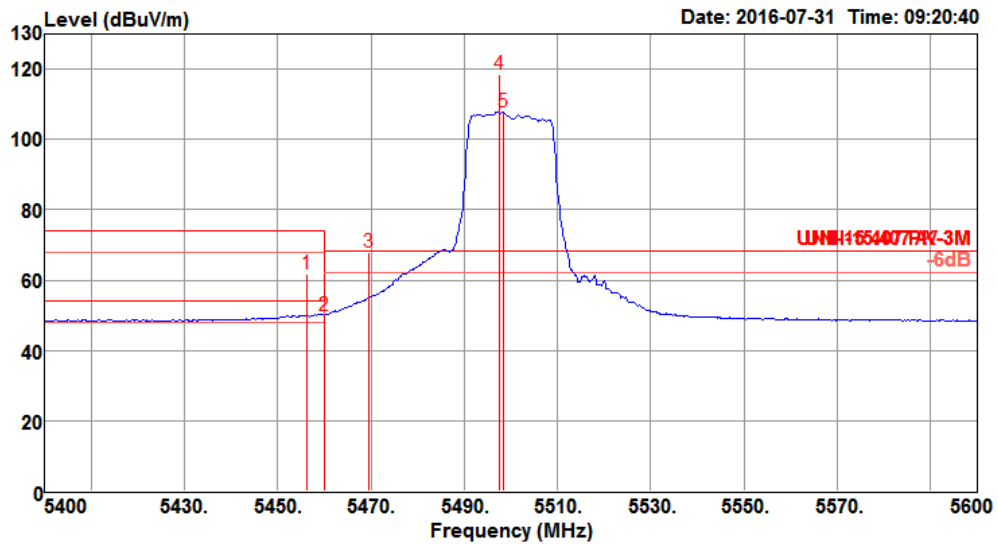


	Freq	Level	Limit Line	Over Limit	Read Level	CableAntenna Loss	Preamp Factor	A/Pos	T/Pos	Remark	Pol/Phase
	MHz	dBuV/m	dBuV/m	dB	dBuV	dB	dB/m	dB	cm	deg	
1	5314.80	106.64			98.99	7.54	35.02	34.91	274	229 Average	VERTICAL
2	5316.40	116.40			108.75	7.54	35.02	34.91	274	229 Peak	VERTICAL
3	5351.60	50.15	54.00	-3.85	42.45	7.56	35.05	34.91	274	229 Average	VERTICAL
4	5357.20	61.72	74.00	-12.28	54.01	7.56	35.06	34.91	274	229 Peak	VERTICAL

Item 1, 2 are the fundamental frequency at 5320 MHz.

Temperature	22°C	Humidity	54%
Test Engineer	Zero Chen & Stim Sung & Steven Liang	Configurations	IEEE 802.11ac MCS0/Nss1 VHT20 CH 100, 116, 140 / Chain 1 + Chain 2 + Chain 3 + Chain 4

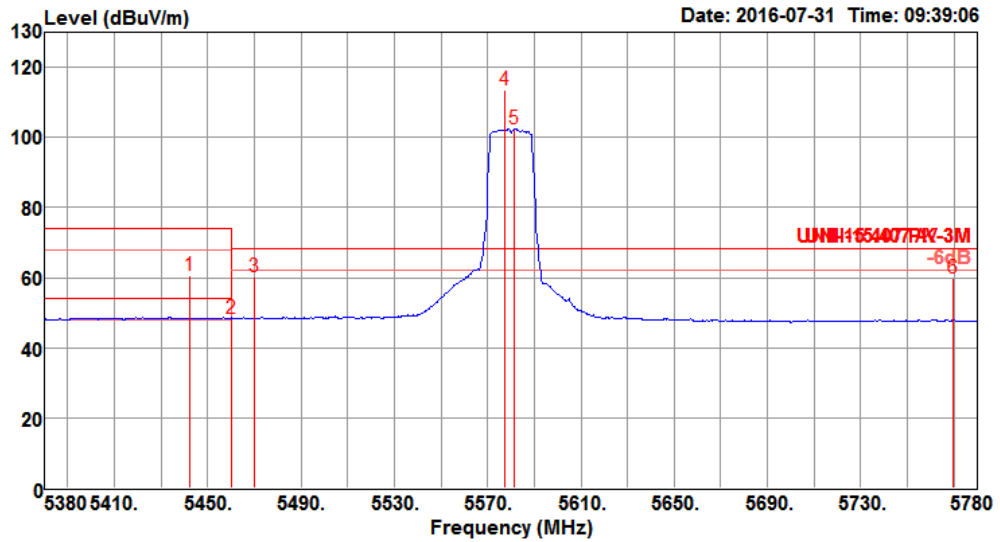
Channel 100



	Freq	Level	Limit Line	Over Limit	Read Level	CableAntenna Loss	Antenna Factor	Preamp Factor	A/Pos	T/Pos	Remark	Pol/Phase
	MHz	dBuV/m	dBuV/m	dB	dBuV	dB	dB/m	dB	cm	deg		
1	5456.40	61.90	74.00	-12.10	53.98	7.69	35.15	34.92	276	174	Peak	VERTICAL
2	5460.00	50.00	54.00	-4.00	42.08	7.69	35.15	34.92	276	174	Average	VERTICAL
3	5469.60	67.94	68.20	-0.26	59.97	7.72	35.17	34.92	276	174	Peak	VERTICAL
4	5497.60	118.32			110.27	7.77	35.20	34.92	276	174	Peak	VERTICAL
5	5498.40	107.87			99.82	7.77	35.20	34.92	276	174	Average	VERTICAL

Item 4, 5 are the fundamental frequency at 5500 MHz.

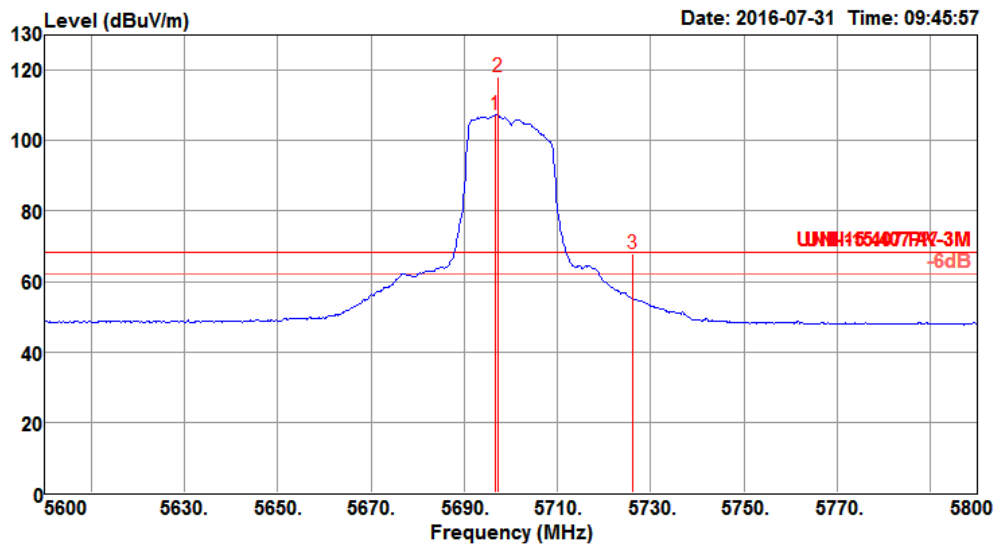
Channel 116



	Freq	Level	Limit Line	Over Limit	Read Level	CableAntenna Loss	Antenna Factor	Preamp Factor	A/Pos	T/Pos	Remark	Pol/Phase
	MHz	dBuV/m	dBuV/m	dB	dBuV	dB	dB/m	dB	cm	deg		
1	5442.40	60.57	74.00	-13.43	52.69	7.66	35.14	34.92	276	253	Peak	HORIZONTAL
2	5460.00	48.50	54.00	-5.50	40.58	7.69	35.15	34.92	276	253	Average	HORIZONTAL
3	5470.00	60.36	68.20	-7.84	52.39	7.72	35.17	34.92	276	253	Peak	HORIZONTAL
4	5577.60	113.49			105.29	7.91	35.22	34.93	276	253	Peak	HORIZONTAL
5	5581.60	102.44			94.24	7.91	35.22	34.93	276	253	Average	HORIZONTAL
6	5769.60	59.77	68.20	-8.43	51.72	7.75	35.25	34.95	276	253	Peak	HORIZONTAL

Item 4, 5 are the fundamental frequency at 5580 MHz.

Channel 140

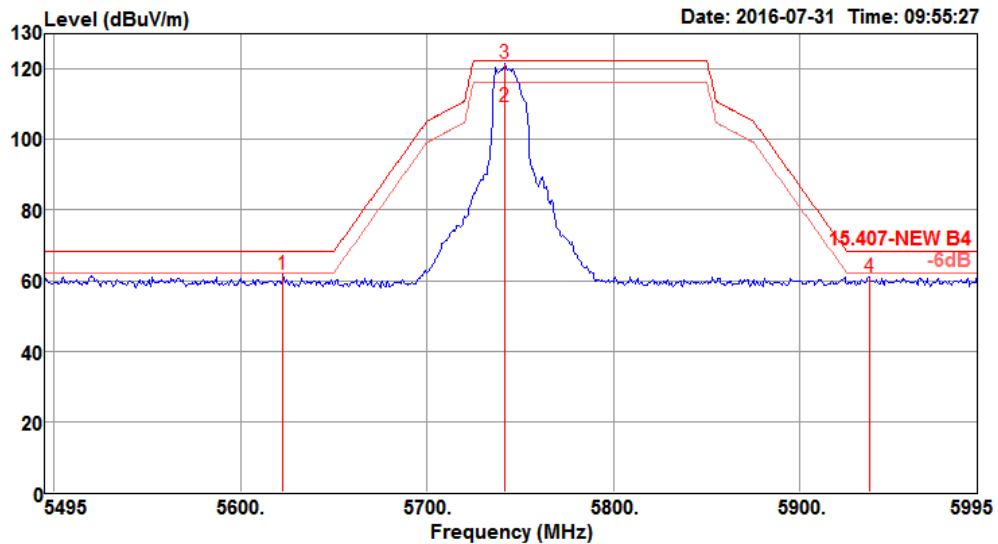


	Freq	Level	Limit Line	Over Limit	Read Level	Cable Loss	Antenna Factor	Preamp Factor	A/Pos	T/Pos	Remark	Pol/Phase
	MHz	dBuV/m	dBuV/m	dB	dBuV	dB	dB/m	dB	cm	deg		
1	5696.80	107.30			99.18	7.82	35.24	34.94	296	183	Average	VERTICAL
2	5697.20	118.18			110.06	7.82	35.24	34.94	296	183	Peak	VERTICAL
3	5726.00	67.78	68.20	-0.42	59.68	7.79	35.25	34.94	296	183	Peak	VERTICAL

Item 1, 2 are the fundamental frequency at 5700 MHz.

Temperature	22°C	Humidity	54%
Test Engineer	Zero Chen & Stim Sung & Steven Liang	Configurations	IEEE 802.11ac MCS0/Nss1 VHT20 CH 149, 157, 165 / Chain 1 + Chain 2 + Chain 3 + Chain 4

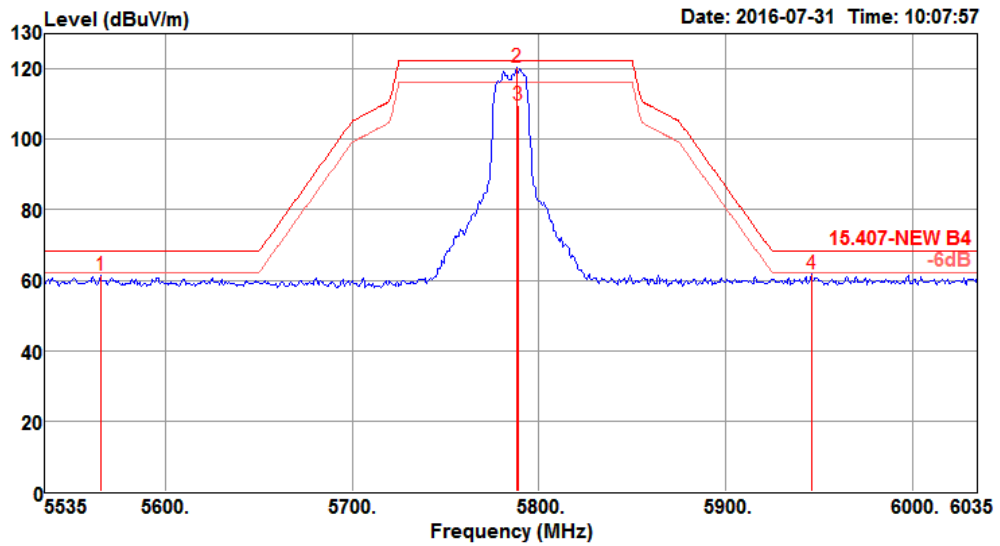
Channel 149



	Freq	Level	Limit Line	Over Limit	Read Level	CableAntenna Loss	Preamp Factor	A/Pos	T/Pos	Remark	Pol/Phase
	MHz	dBuV/m	dBuV/m	dB	dBuV	dB	dB/m	dB	cm	deg	
1	5623.00	61.80	68.20	-6.40	53.59	7.92	35.22	34.93	297	183 Peak	VERTICAL
2	5742.00	109.23			101.15	7.77	35.25	34.94	297	183 Average	VERTICAL
3	5742.00	121.53			113.45	7.77	35.25	34.94	297	183 Peak	VERTICAL
4	5937.00	61.01	68.20	-7.19	52.74	7.94	35.29	34.96	297	183 Peak	VERTICAL

Item 2, 3 are the fundamental frequency at 5745 MHz.

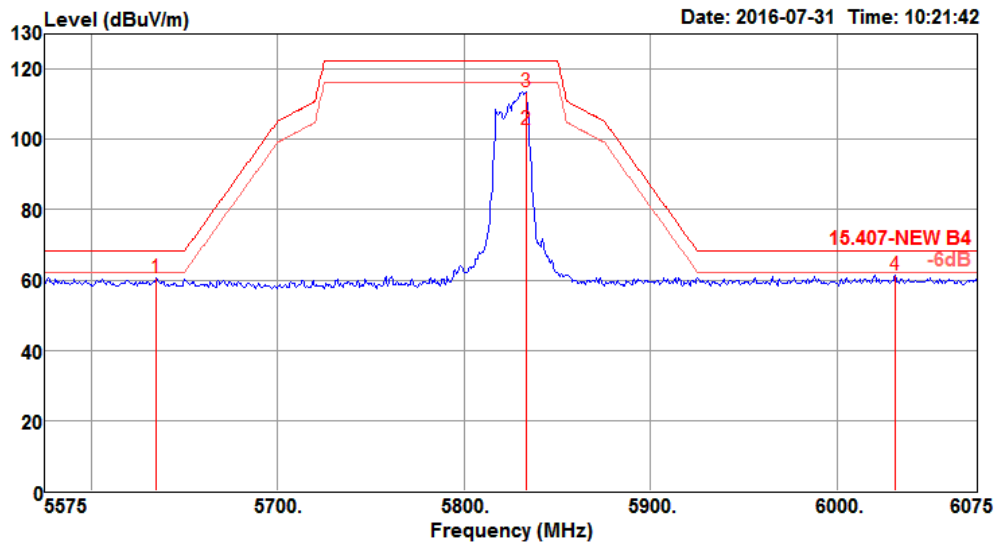
Channel 157



	Freq	Level	Limit Line	Over Limit	Read Level	CableAntenna Loss	Antenna Factor	Preamp Factor	A/Pos	T/Pos	Remark	Pol/Phase
	MHz	dBuV/m	dBuV/m	dB	dBuV	dB	dB/m	dB	cm	deg		
1	5565.00	61.40	68.20	-6.80	53.24	7.88	35.21	34.93	299	184	Peak	VERTICAL
2	5788.00	120.27			112.23	7.73	35.26	34.95	299	184	Peak	VERTICAL
3	5789.00	109.67			101.65	7.71	35.26	34.95	299	184	Average	VERTICAL
4	5946.00	61.61	68.20	-6.59	53.32	7.97	35.29	34.97	299	184	Peak	VERTICAL

Item 2, 3 are the fundamental frequency at 5785 MHz.

Channel 165

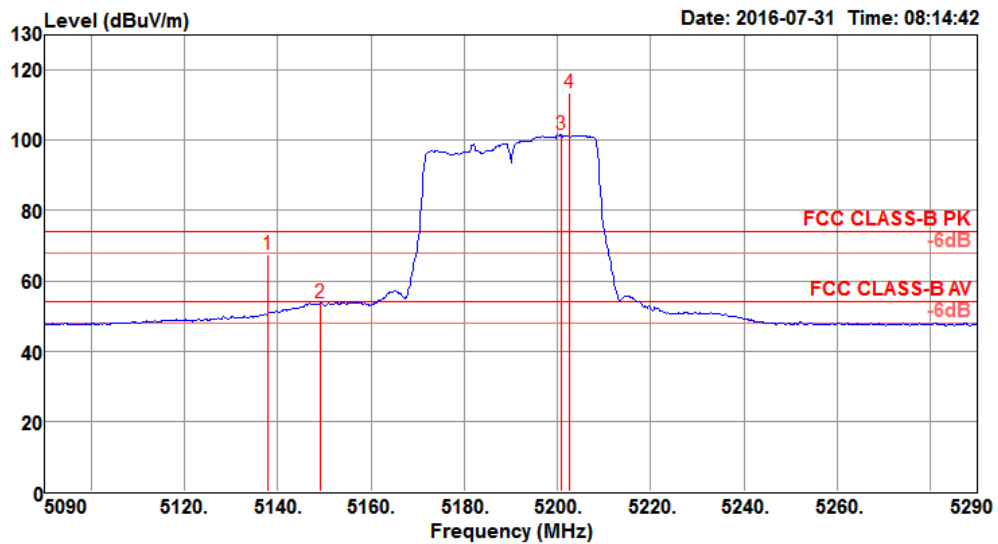


	Freq	Level	Limit Line	Over Limit	Read Level	CableAntenna Loss	Antenna Factor	Preamp Factor	A/Pos	T/Pos	Remark	Pol/Phase
	MHz	dBuV/m	dBuV/m	dB	dBuV	dB	dB/m	dB	cm	deg		
1	5635.00	60.79	68.20	-7.41	52.59	7.90	35.23	34.93	280	107	Peak	HORIZONTAL
2	5833.00	102.67			94.58	7.77	35.27	34.95	280	107	Average	HORIZONTAL
3	5833.00	113.62			105.53	7.77	35.27	34.95	280	107	Peak	HORIZONTAL
4	6031.00	61.42	68.20	-6.78	52.99	8.09	35.31	34.97	280	107	Peak	HORIZONTAL

Item 2, 3 are the fundamental frequency at 5825 MHz.

Temperature	22°C	Humidity	54%
Test Engineer	Zero Chen & Stim Sung & Steven Liang	Configurations	IEEE 802.11ac MCS0/Nss1 VHT40 CH 38, 46 / Chain 1 + Chain 2 + Chain 3 + Chain 4

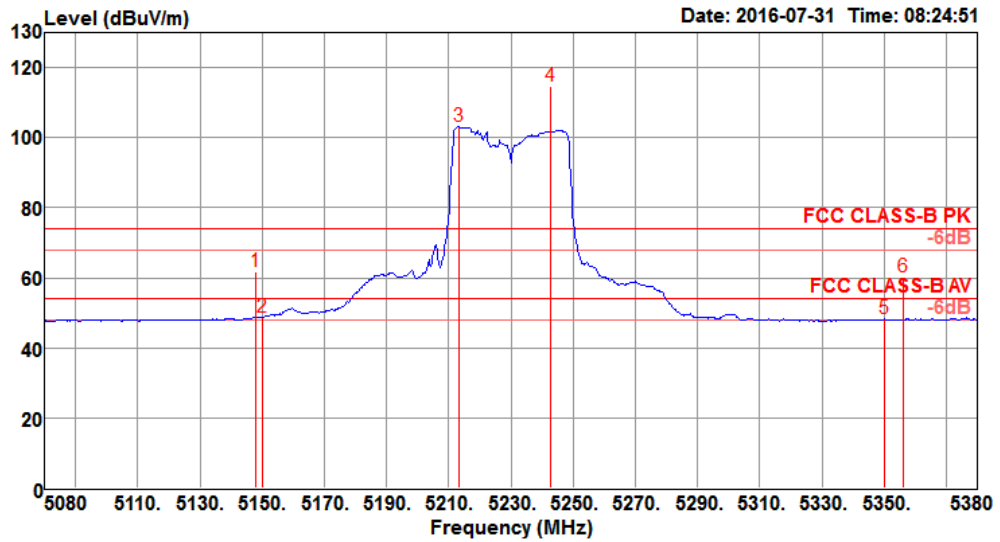
Channel 38



	Freq	Level	Limit Line	Over Limit	Read Level	CableAntenna Loss	Antenna Factor	Preamp Factor	A/Pos	T/Pos	Remark	Pol/Phase
	MHz	dBuV/m	dBuV/m	dB	dBuV	dB	dB/m	dB	cm	deg		
1	5138.00	67.70	74.00	-6.30	60.29	7.48	34.84	34.91	273	170	Peak	VERTICAL
2	5149.20	53.56	54.00	-0.44	46.14	7.48	34.85	34.91	273	170	Average	VERTICAL
3	5200.80	101.51			94.04	7.48	34.90	34.91	273	170	Average	VERTICAL
4	5202.40	113.37			105.88	7.49	34.91	34.91	273	170	Peak	VERTICAL

Item 3, 4 are the fundamental frequency at 5190 MHz.

Channel 46

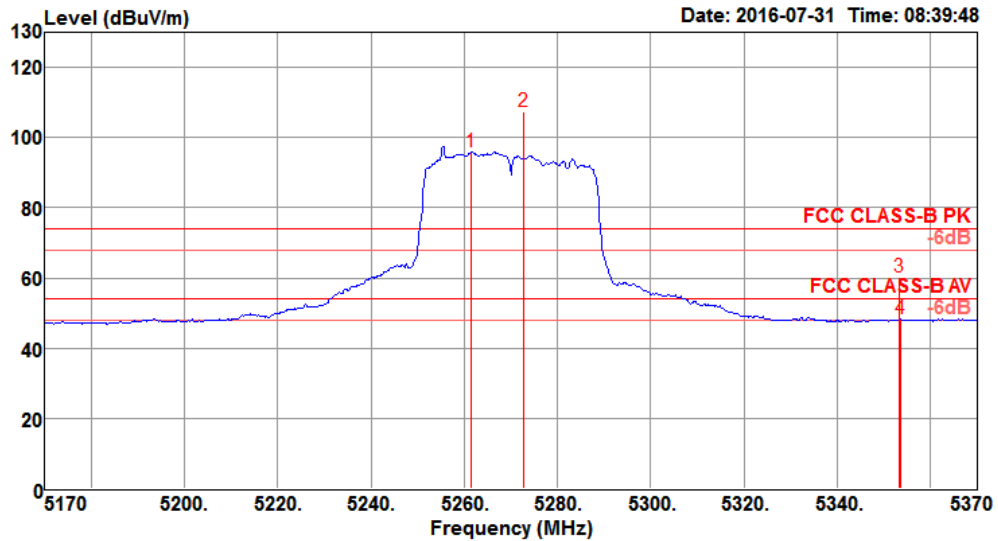


	Freq	Level	Limit Line	Over Limit	Read Level	CableAntenna Loss	Preamp Factor	A/Pos	T/Pos	Remark	Pol/Phase
	MHz	dBuV/m	dBuV/m	dB	dBuV	dB	dB/m	dB	cm	deg	
1	5147.80	61.62	74.00	-12.38	54.20	7.48	34.85	34.91	276	169 Peak	VERTICAL
2	5150.00	48.74	54.00	-5.26	41.32	7.48	34.85	34.91	276	169 Average	VERTICAL
3	5213.20	103.19			95.70	7.49	34.91	34.91	276	169 Average	VERTICAL
4	5242.60	114.73			107.20	7.50	34.94	34.91	276	169 Peak	VERTICAL
5	5350.00	48.33	54.00	-5.67	40.63	7.56	35.05	34.91	276	169 Average	VERTICAL
6	5356.00	60.38	74.00	-13.62	52.67	7.56	35.06	34.91	276	169 Peak	VERTICAL

Item 3, 4 are the fundamental frequency at 5230 MHz.

Temperature	22°C	Humidity	54%
Test Engineer	Zero Chen & Stim Sung & Steven Liang	Configurations	IEEE 802.11ac MCS0/Nss1 VHT40 CH 54, 62 / Chain 1 + Chain 2 + Chain 3 + Chain 4

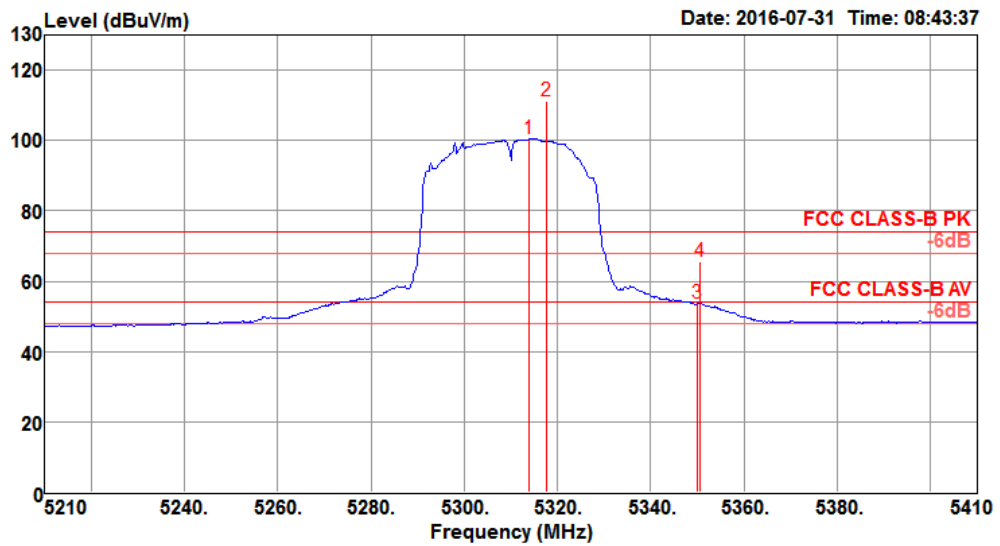
Channel 54



	Freq	Level	Limit	Over	Read	CableAntenna	Preamp	A/Pos	T/Pos	Remark	Pol/Phase
	MHz	dBuV/m	dBuV/m	dB	dBuV	dB	dB/m	dB	cm	deg	
1	5261.60	95.86			88.30	7.51	34.96	34.91	275	56 Average	HORIZONTAL
2	5272.80	107.31			99.73	7.52	34.97	34.91	275	56 Peak	HORIZONTAL
3	5353.20	60.40	74.00	-13.60	52.70	7.56	35.05	34.91	275	56 Peak	HORIZONTAL
4	5353.60	48.28	54.00	-5.72	40.58	7.56	35.05	34.91	275	56 Average	HORIZONTAL

Item 1, 2 are the fundamental frequency at 5270 MHz.

Channel 62

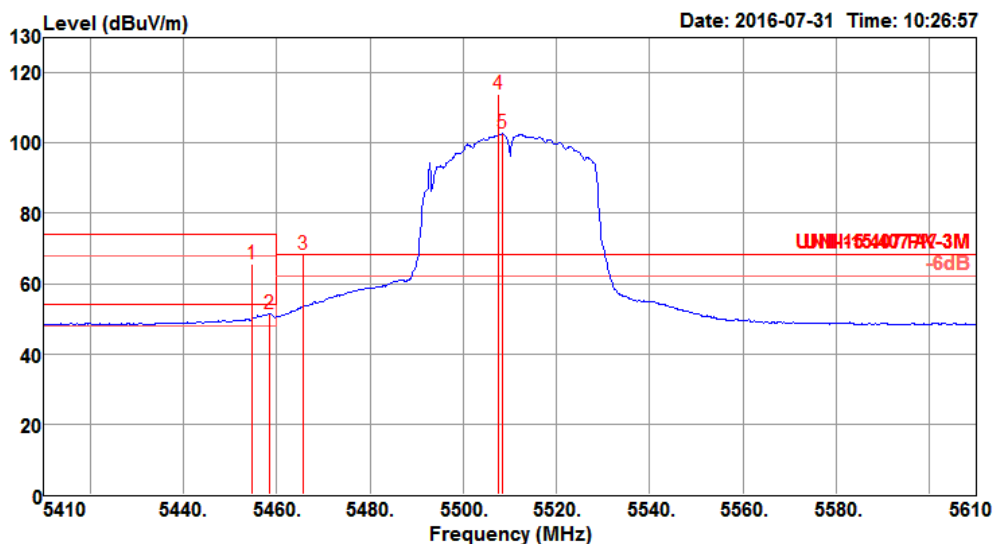


	Freq	Level	Limit Line	Over Limit	Read Level	CableAntenna Loss	Preamp Factor	A/Pos	T/Pos	Remark	Pol/Phase	
	MHz	dBuV/m	dBuV/m	dB	dBuV	dB	dB/m	dB	cm	deg		
1	5314.00	100.47			92.82	7.54	35.02	34.91	274	294	Average	VERTICAL
2	5317.60	111.31			103.66	7.54	35.02	34.91	274	294	Peak	VERTICAL
3	5350.00	53.70	54.00	-0.30	46.00	7.56	35.05	34.91	274	294	Average	VERTICAL
4	5350.40	65.53	74.00	-8.47	57.83	7.56	35.05	34.91	274	294	Peak	VERTICAL

Item 1, 2 are the fundamental frequency at 5310 MHz.

Temperature	22°C	Humidity	54%
Test Engineer	Zero Chen & Stim Sung & Steven Liang	Configurations	IEEE 802.11ac MCS0/Nss1 VHT40 CH 102, 110, 134 / Chain 1 + Chain 2 + Chain 3 + Chain 4

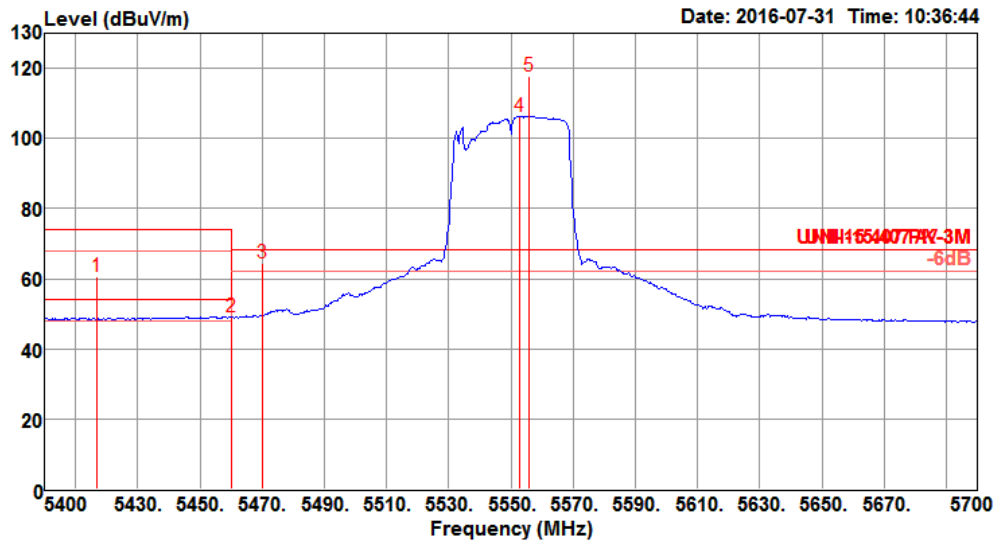
Channel 102



	Freq	Level	Limit Line	Over Limit	Read Level	Cable Loss	Antenna Factor	Preamp Factor	A/Pos	T/Pos	Remark	Pol/Phase
	MHz	dBuV/m	dBuV/m	dB	dBuV	dB	dB/m	dB	cm	deg		
1	5454.80	65.62	74.00	-8.38	57.70	7.69	35.15	34.92	291	227	Peak	VERTICAL
2	5458.40	51.43	54.00	-2.57	43.51	7.69	35.15	34.92	291	227	Average	VERTICAL
3	5465.60	68.18	68.20	-0.02	60.21	7.72	35.17	34.92	291	227	Peak	VERTICAL
4	5507.60	114.09			106.04	7.77	35.20	34.92	291	227	Peak	VERTICAL
5	5508.40	102.60			94.55	7.77	35.20	34.92	291	227	Average	VERTICAL

Item 4, 5 are the fundamental frequency at 5510 MHz.

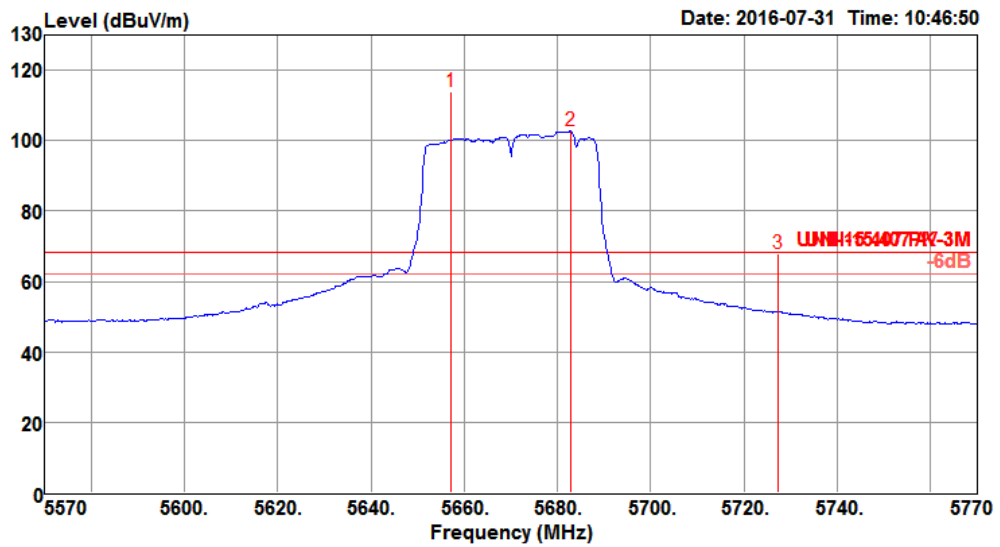
Channel 110



	Freq	Level	Line	Limit	Level	CableAntenna	Preamp	A/Pos	T/Pos	Remark	Pol/Phase	
	MHz	dBuV/m	dBuV/m	dB	dBuV	Loss	Factor	Factor	cm	deg		
1	5416.80	60.52	74.00	-13.48	52.68	7.64	35.12	34.92	276	186	Peak	VERTICAL
2	5460.00	49.04	54.00	-4.96	41.12	7.69	35.15	34.92	276	186	Average	VERTICAL
3	5470.00	64.44	68.20	-3.76	56.47	7.72	35.17	34.92	276	186	Peak	VERTICAL
4	5553.00	106.41			98.26	7.86	35.21	34.92	276	186	Average	VERTICAL
5	5556.00	117.60			109.45	7.86	35.21	34.92	276	186	Peak	VERTICAL

Item 4, 5 are the fundamental frequency at 5550 MHz.

Channel 134

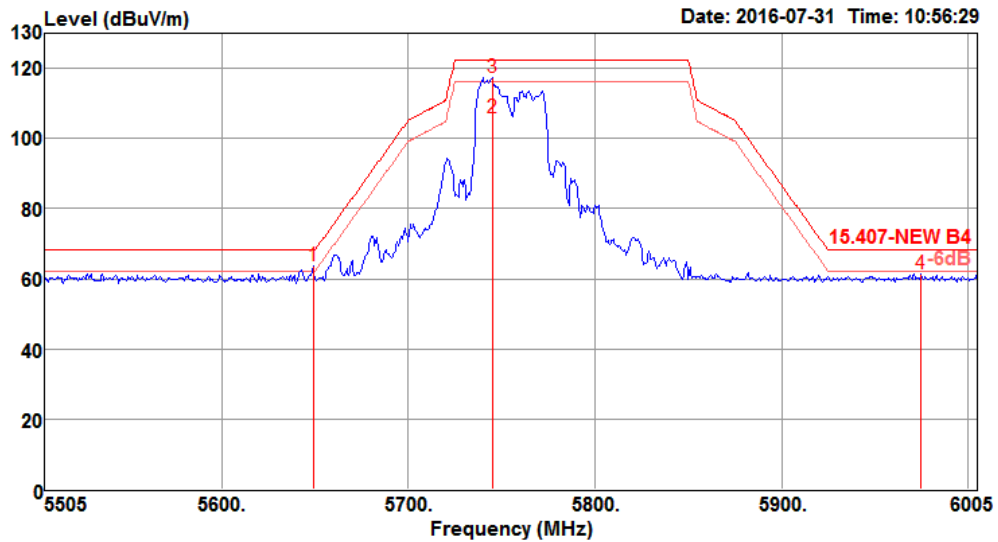


	Freq	Level	Limit Line	Over Limit	Read Level	Cable Loss	Antenna Factor	Preamp Factor	A/Pos	T/Pos	Remark	Pol/Phase
	MHz	dBuV/m	dBuV/m	dB	dBuV	dB	dB/m	dB	cm	deg		
1	5657.20	113.74			105.59	7.86	35.23	34.94	280	174	Peak	VERTICAL
2	5682.80	102.79			94.65	7.84	35.24	34.94	280	174	Average	VERTICAL
3	5727.20	67.96	68.20	-0.24	59.86	7.79	35.25	34.94	280	174	Peak	VERTICAL

Item 1, 2 are the fundamental frequency at 5670 MHz.

Temperature	22°C	Humidity	54%
Test Engineer	Zero Chen & Stim Sung & Steven Liang	Configurations	IEEE 802.11ac MCS0/Nss1 VHT40 CH 151, 159 / Chain 1 + Chain 2 + Chain 3 + Chain 4

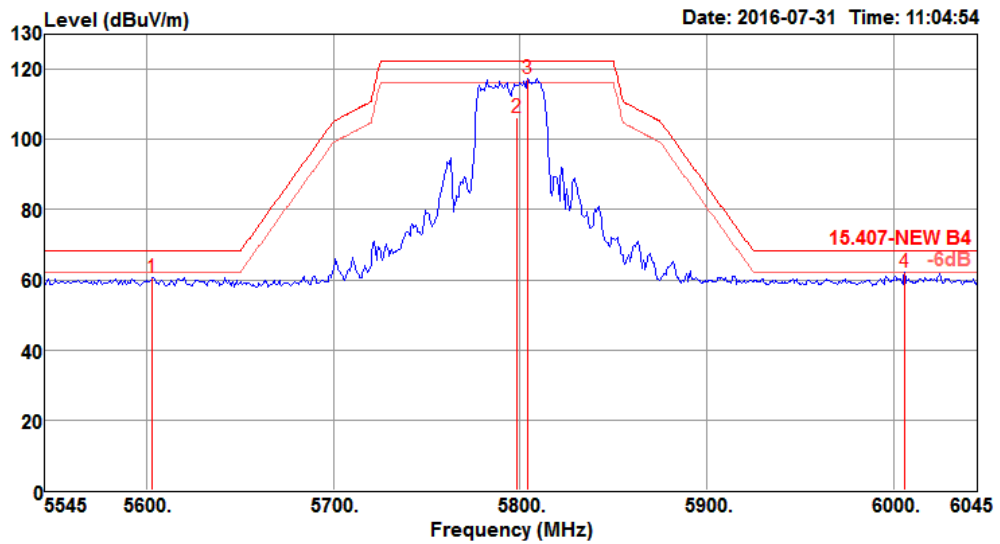
Channel 151



	Freq	Level	Limit Line	Over Limit	Read Level	CableAntenna Loss	Preamp Factor	A/Pos	T/Pos	Remark	Pol/Phase
	MHz	dBuV/m	dBuV/m	dB	dBuV	dB	dB/m	dB	cm	deg	
1	5649.00	63.79	68.20	-4.41	55.61	7.88	35.23	34.93	283	188 Peak	VERTICAL
2	5745.00	105.69			97.61	7.77	35.25	34.94	283	188 Average	VERTICAL
3	5745.00	117.46			109.38	7.77	35.25	34.94	283	188 Peak	VERTICAL
4	5975.00	61.27	68.20	-6.93	52.96	7.99	35.29	34.97	283	188 Peak	VERTICAL

Item 2, 3 are the fundamental frequency at 5755 MHz.

Channel 159

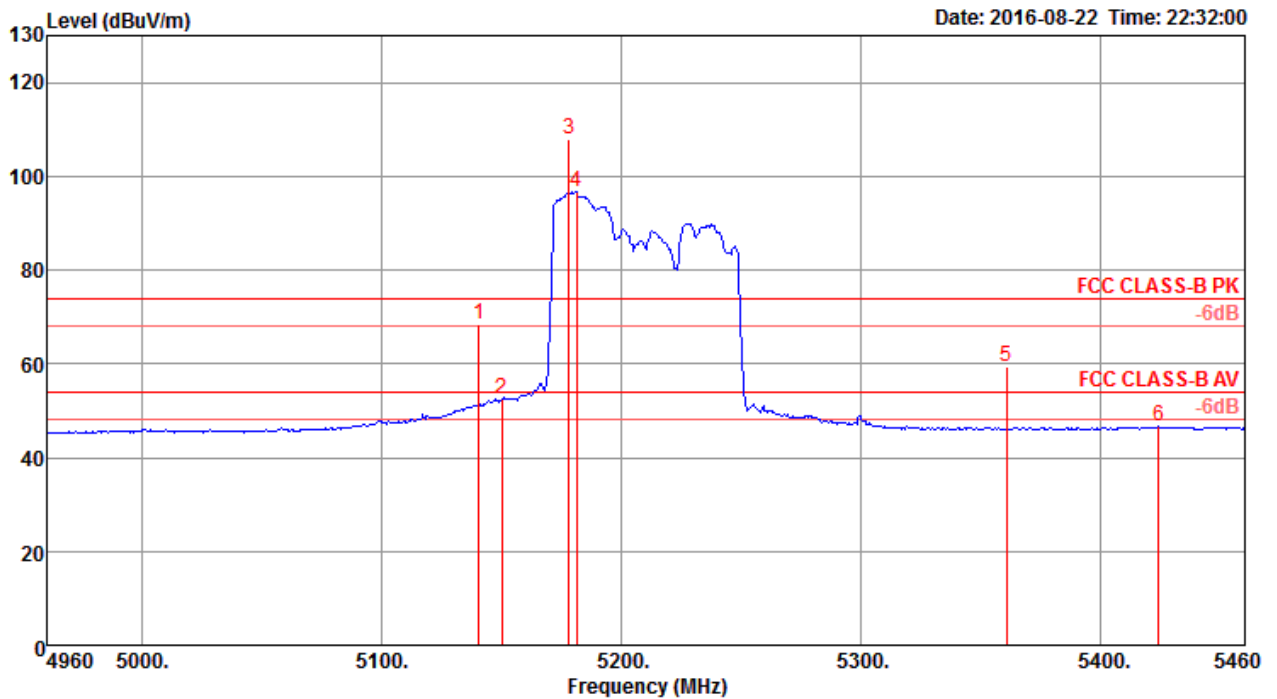


	Freq	Level	Limit Line	Over Limit	Read Level	CableAntenna Loss	Antenna Factor	Preamp Factor	A/Pos	T/Pos	Remark	Pol/Phase
	MHz	dBuV/m	dBuV/m	dB	dBuV	dB	dB/m	dB	cm	deg		
1	5603.00	60.73	68.20	-7.47	52.50	7.94	35.22	34.93	283	184	Peak	VERTICAL
2	5798.00	106.20			98.18	7.71	35.26	34.95	283	184	Average	VERTICAL
3	5804.00	117.38			109.36	7.71	35.26	34.95	283	184	Peak	VERTICAL
4	6006.00	62.06	68.20	-6.14	53.68	8.05	35.30	34.97	283	184	Peak	VERTICAL

Item 2, 3 are the fundamental frequency at 5795 MHz.

Temperature	22°C	Humidity	54%
Test Engineer	Zero Chen & Stim Sung & Steven Liang	Configurations	IEEE 802.11ac MCS0/Nss1 VHT80 CH 42, 58 / Chain 1 + Chain 2 + Chain 3 + Chain 4

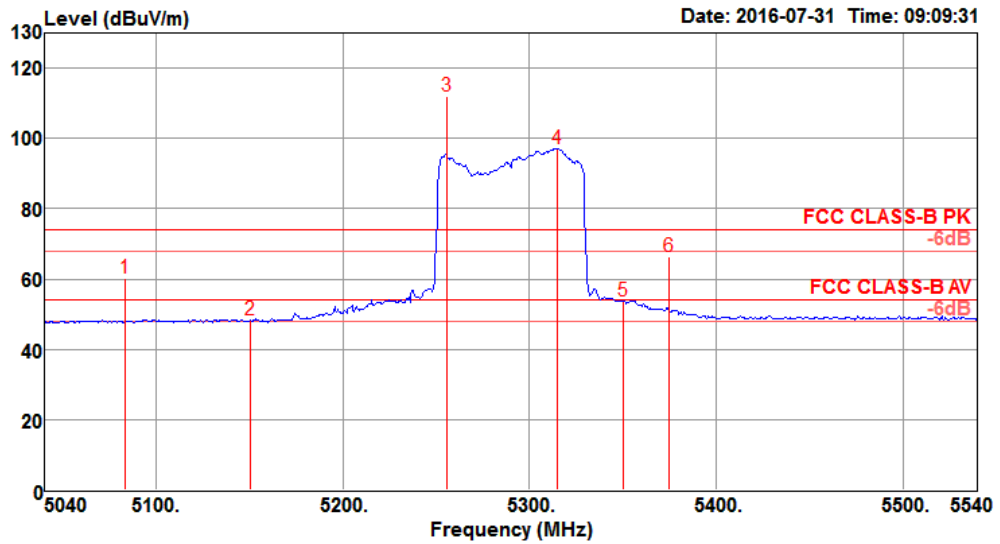
Channel 42



	Freq	Level	Limit	Over	Read	CableAntenna	Preamp	A/Pos	T/Pos	Remark	PoI/Phase
	MHz	dBuV/m	dBuV/m	dB	dBuV	dB	dB/m	dB	cm	deg	
1	5140.29	68.27	74.00	-5.73	61.04	6.43	33.72	32.92	222	348 Peak	VERTICAL
2	5150.00	52.55	54.00	-1.45	45.29	6.44	33.74	32.92	222	348 Average	VERTICAL
3	5177.95	107.91			100.57	6.47	33.79	32.92	222	348 Peak	VERTICAL
4	5181.15	96.57			89.23	6.47	33.79	32.92	222	348 Average	VERTICAL
5	5360.64	59.32	74.00	-14.68	51.54	6.62	34.08	32.92	222	348 Peak	VERTICAL
6	5423.94	46.57	54.00	-7.43	38.65	6.67	34.18	32.93	222	348 Average	VERTICAL

Item 3, 4 are the fundamental frequency at 5210 MHz.

Channel 58

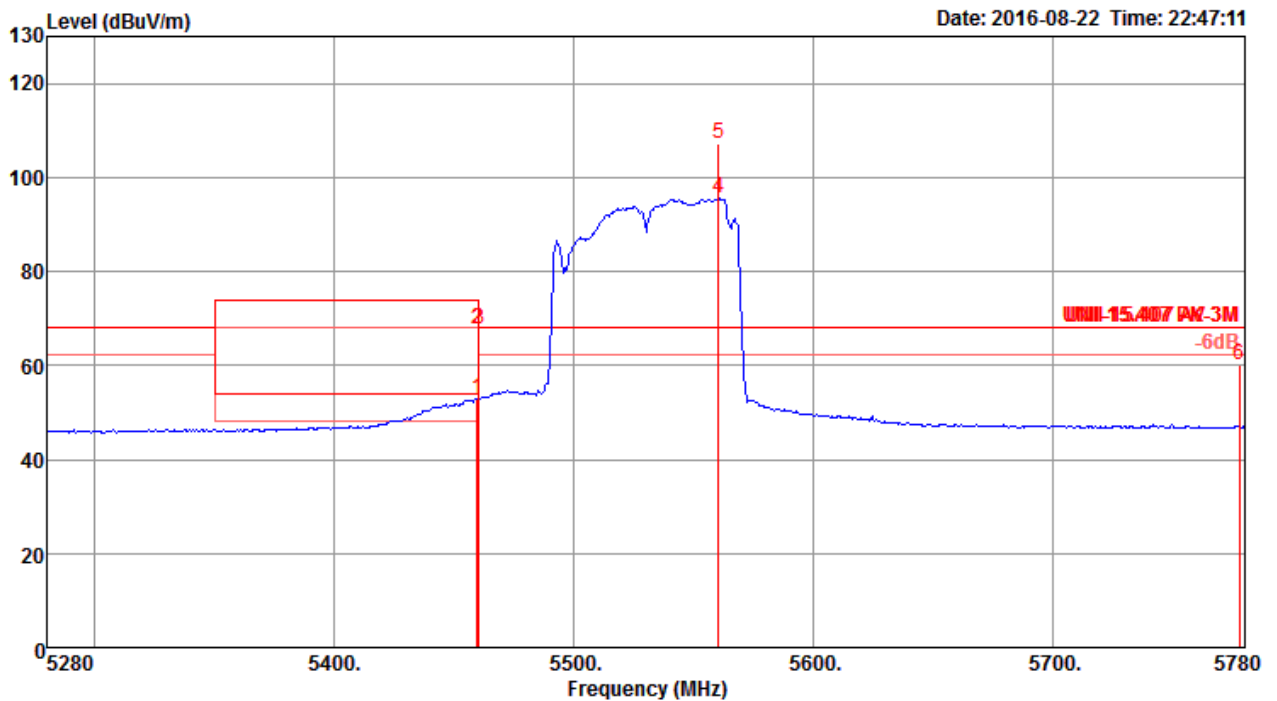


	Freq	Level	Limit Line	Over Limit	Read Level	CableAntenna Loss	Preamp Factor	A/Pos	T/Pos	Remark	Pol/Phase
	MHz	dBuV/m	dBuV/m	dB	dBuV	dB	dB/m	dB	cm	deg	
1	5083.00	60.13	74.00	-13.87	52.76	7.48	34.79	34.90	288	235 Peak	VERTICAL
2	5150.00	48.35	54.00	-5.65	40.93	7.48	34.85	34.91	288	235 Average	VERTICAL
3	5256.00	112.17			104.61	7.51	34.96	34.91	288	235 Peak	VERTICAL
4	5315.00	97.16			89.51	7.54	35.02	34.91	288	235 Average	VERTICAL
5	5350.00	53.86	54.00	-0.14	46.16	7.56	35.05	34.91	288	235 Average	VERTICAL
6	5375.00	66.34	74.00	-7.66	58.61	7.57	35.08	34.92	288	235 Peak	VERTICAL

Item 3, 4 are the fundamental frequency at 5290 MHz.

Temperature	22°C	Humidity	54%
Test Engineer	Zero Chen & Stim Sung & Steven Liang	Configurations	IEEE 802.11ac MCS0/Nss1 VHT80 CH 106, 122, 155 / Chain 1 + Chain 2 + Chain 3 + Chain 4

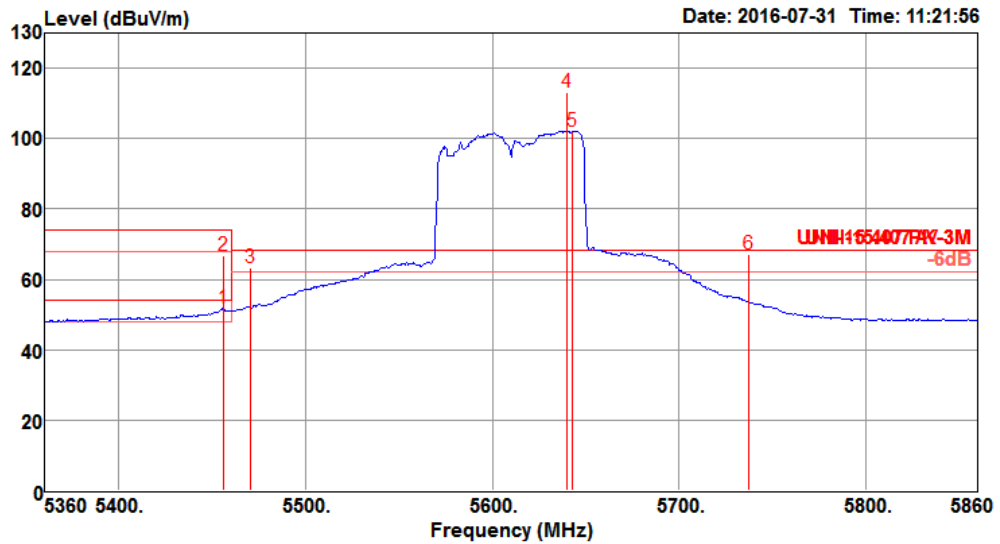
Channel 106



	Freq	Level	Limit	Over	Read	CableAntenna	Preamp	A/Pos	T/Pos	Remark	PoI/Phase
	MHz	dBuV/m	dBuV/m	dB	dBuV	dB	dB/m	dB	cm	deg	
1	5459.49	53.01	54.00	-0.99	45.03	6.68	34.23	32.93	211	228 Average	VERTICAL
2	5460.00	67.75	74.00	-6.25	59.77	6.68	34.23	32.93	211	228 Peak	VERTICAL
3	5460.29	67.75	68.20	-0.45	59.77	6.68	34.23	32.93	211	228 Peak	VERTICAL
4	5560.45	95.55			87.43	6.73	34.34	32.95	211	228 Average	VERTICAL
5	5560.45	107.09			98.97	6.73	34.34	32.95	211	228 Peak	VERTICAL
6	5777.60	59.97	68.20	-8.23	51.57	6.93	34.47	33.00	211	228 Peak	VERTICAL

Item 4, 5 are the fundamental frequency at 5530 MHz.

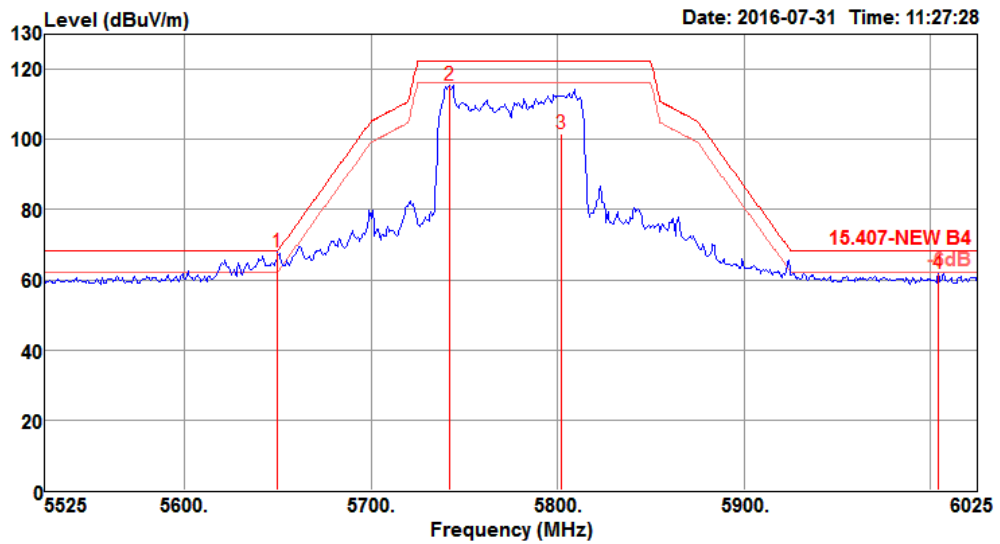
Channel 122



	Freq	Level	Limit	Over	Read	CableAntenna	Preamp	A/Pos	T/Pos	Remark	Pol/Phase
	MHz	dBuV/m	dBuV/m	dB	dBuV	dB	dB/m	dB	cm	deg	
1	5456.00	51.73	54.00	-2.27	43.81	7.69	35.15	34.92	278	180 Average	VERTICAL
2	5456.00	66.55	74.00	-7.45	58.63	7.69	35.15	34.92	278	180 Peak	VERTICAL
3	5470.00	63.11	68.20	-5.09	55.14	7.72	35.17	34.92	278	180 Peak	VERTICAL
4	5640.00	113.23			105.03	7.90	35.23	34.93	278	180 Peak	VERTICAL
5	5643.00	102.14			93.96	7.88	35.23	34.93	278	180 Average	VERTICAL
6	5737.00	67.18	68.20	-1.02	59.08	7.79	35.25	34.94	278	180 Peak	VERTICAL

Item 4, 5 are the fundamental frequency at 5610 MHz.

Channel 155



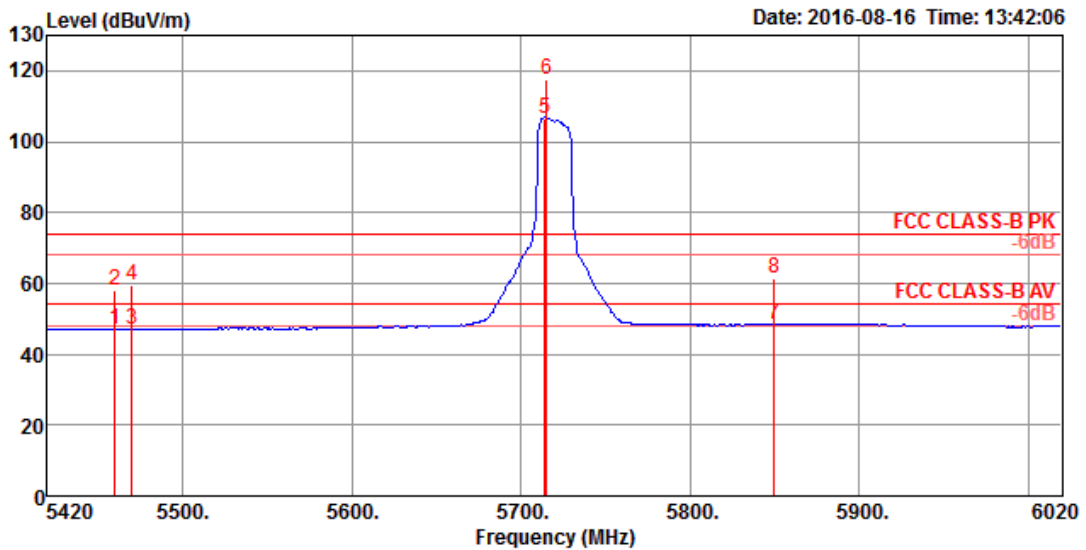
	Freq	Level	Limit Line	Over Limit	Read Level	CableAntenna Loss	Preamp Factor	A/Pos	T/Pos	Remark	Pol/Phase
	MHz	dBuV/m	dBuV/m	dB	dBuV	dB	dB/m	dB	cm	deg	
1	5650.00	67.89	68.20	-0.31	59.71	7.88	35.23	34.93	269	181 Peak	VERTICAL
2	5742.00	115.53			107.45	7.77	35.25	34.94	269	181 Peak	VERTICAL
3	5802.00	101.81			93.79	7.71	35.26	34.95	269	181 Average	VERTICAL
4	6004.00	61.73	68.20	-6.47	53.35	8.05	35.30	34.97	269	181 Peak	VERTICAL

Item 2, 3 are the fundamental frequency at 5775 MHz.

Straddle Channel

Temperature	22°C	Humidity	54%
Test Engineer	Zero Chen & Stim Sung & Steven Liang	Configurations	IEEE 802.11ac MCS0/Nss1 VHT20 CH 144 (UNII 2C) / Chain 1 + Chain 2 + Chain 3 + Chain 4

Channel 144

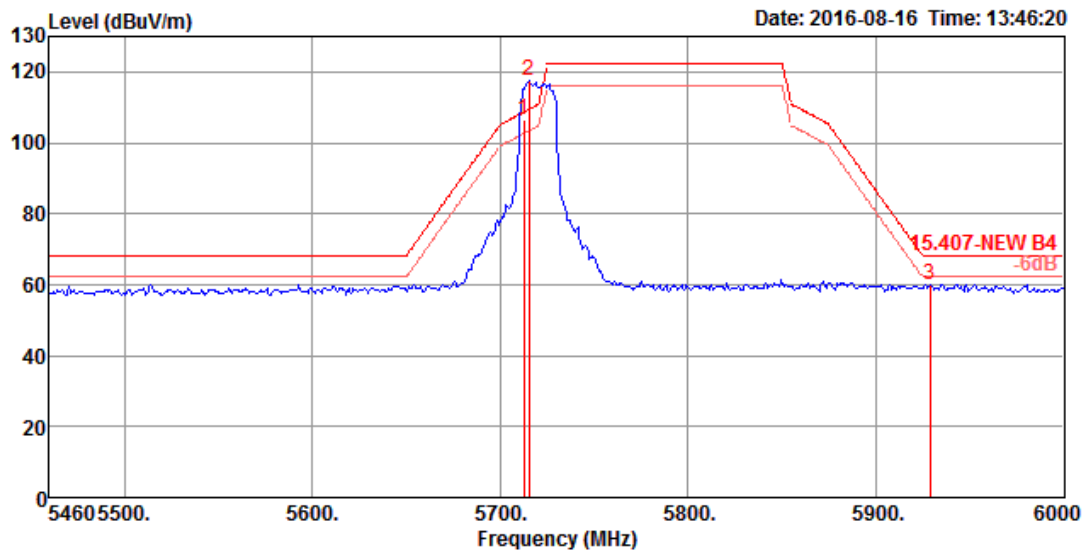


	Freq	Level	Limit	Over	Read	CableAntenna	Preamp	A/Pos	T/Pos	Remark	PoI/Phase
	MHz	dBuV/m	dBuV/m	dB	dBuV	dB	dB/m	dB	cm	deg	
1	5460.00	47.05	54.00	-6.95	39.85	8.33	31.75	32.88	298	150 Average	HORIZONTAL
2	5460.00	57.89	74.00	-16.11	50.69	8.33	31.75	32.88	298	150 Peak	HORIZONTAL
3	5470.00	47.09	54.00	-6.91	39.86	8.33	31.77	32.87	298	150 Average	HORIZONTAL
4	5470.00	59.31	74.00	-14.69	52.08	8.33	31.77	32.87	298	150 Peak	HORIZONTAL
5	5714.00	106.69			98.70	8.82	32.06	32.89	298	150 Average	HORIZONTAL
6	5715.20	117.44			109.45	8.82	32.06	32.89	298	150 Peak	HORIZONTAL
7	5850.00	48.32	54.00	-5.68	40.03	8.98	32.22	32.91	298	150 Average	HORIZONTAL
8	5850.00	61.37	74.00	-12.63	53.08	8.98	32.22	32.91	298	150 Peak	HORIZONTAL

Item 5, 6 are the fundamental frequency at 5720 MHz.

Temperature	22°C	Humidity	54%
Test Engineer	Zero Chen & Stim Sung & Steven Liang	Configurations	IEEE 802.11ac MCS0/Nss1 VHT20 CH 144 (UNII 3) / Chain 1 + Chain 2 + Chain 3 + Chain 4

Channel 144

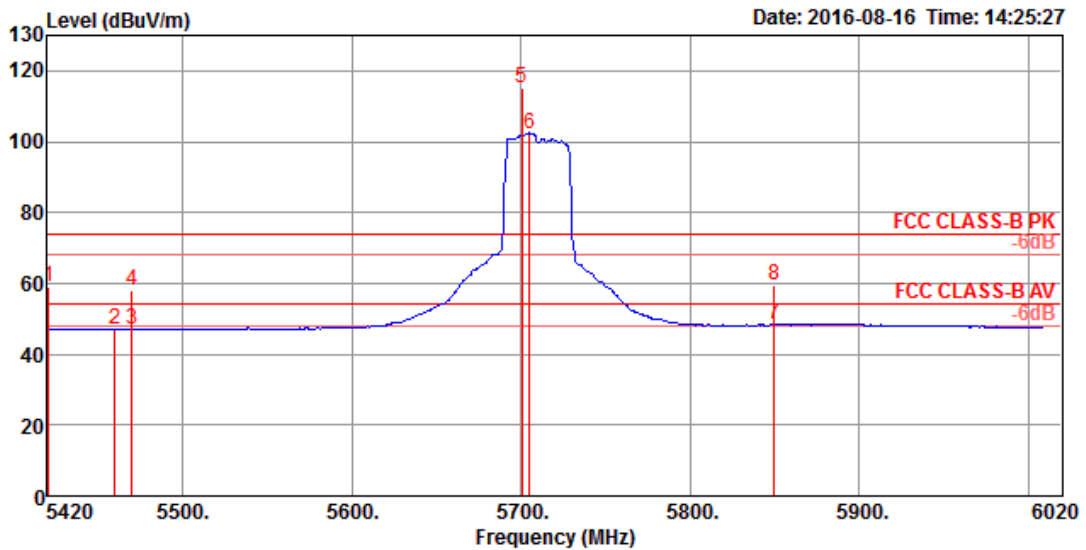


	Freq	Level	Limit Line	Over Limit	Read Level	Cable Loss	Antenna Factor	Preamp Factor	A/Pos	T/Pos	Remark	Pol/Phase
	MHz	dBuV/m	dBuV/m	dB	dBuV	dB	dB/m	dB	cm	deg		
1	5712.80	106.60			98.61	8.82	32.06	32.89	298	150	Average	HORIZONTAL
2	5715.20	117.49			109.50	8.82	32.06	32.89	298	150	Peak	HORIZONTAL
3	5928.80	60.08	68.20	-8.12	52.03	8.64	32.32	32.91	298	150	Peak	HORIZONTAL

Item 1, 2 are the fundamental frequency at 5720 MHz.

Temperature	22°C	Humidity	54%
Test Engineer	Zero Chen & Stim Sung & Steven Liang	Configurations	IEEE 802.11ac MCS0/Nss1 VHT40 CH 142 (UNII 2C) / Chain 1 + Chain 2 + Chain 3 + Chain 4

Channel 142

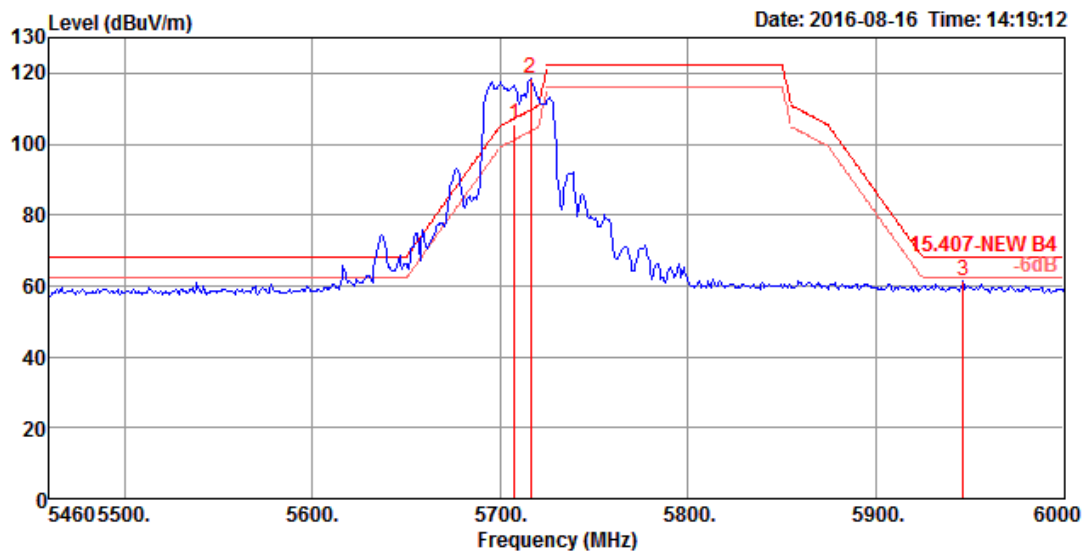


	Freq	Level	Limit	Over	Read	CableAntenna	Preamp	A/Pos	T/Pos	Remark	PoI/Phase
	MHz	dBuV/m	dBuV/m	dB	dBuV	dB	dB/m	dB	cm	deg	
1	5420.80	59.21	74.00	-14.79	52.03	8.34	31.72	32.88	300	143 Peak	HORIZONTAL
2	5460.00	46.87	54.00	-7.13	39.67	8.33	31.75	32.88	300	143 Average	HORIZONTAL
3	5470.00	46.95	54.00	-7.05	39.72	8.33	31.77	32.87	300	143 Average	HORIZONTAL
4	5470.00	58.20	74.00	-15.80	50.97	8.33	31.77	32.87	300	143 Peak	HORIZONTAL
5	5700.40	114.98			107.08	8.75	32.04	32.89	300	143 Peak	HORIZONTAL
6	5705.20	102.29			94.39	8.75	32.04	32.89	300	143 Average	HORIZONTAL
7	5850.00	48.28	54.00	-5.72	39.99	8.98	32.22	32.91	300	143 Average	HORIZONTAL
8	5850.00	59.61	74.00	-14.39	51.32	8.98	32.22	32.91	300	143 Peak	HORIZONTAL

Item 5, 6 are the fundamental frequency at 5710 MHz.

Temperature	22°C	Humidity	54%
Test Engineer	Zero Chen & Stim Sung & Steven Liang	Configurations	IEEE 802.11ac MCS0/Nss1 VHT40 CH 142 (UNII 3) / Chain 1 + Chain 2 + Chain 3 + Chain 4

Channel 142

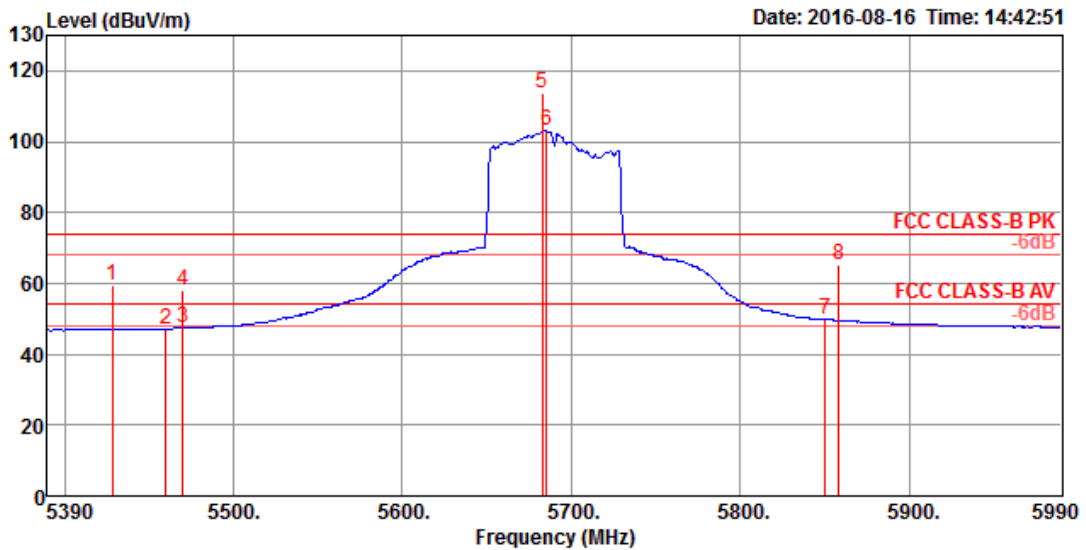


	Freq	Level	Limit Line	Over Limit	Read Level	CableAntenna Loss	Preamp Factor	A/Pos	T/Pos	Remark	Pol/Phase	
	MHz	dBuV/m	dBuV/m	dB	dBuV	dB	dB/m	dB	cm	deg		
1	5707.60	105.55			97.56	8.82	32.06	32.89	236	180	Average	VERTICAL
2	5716.00	118.64			110.65	8.82	32.06	32.89	236	180	Peak	VERTICAL
3	5946.40	61.41	68.20	-6.79	53.40	8.58	32.34	32.91	236	180	Peak	VERTICAL

Item 1, 2 are the fundamental frequency at 5710 MHz.

Temperature	22°C	Humidity	54%
Test Engineer	Zero Chen & Stim Sung & Steven Liang	Configurations	IEEE 802.11ac MCS0/Nss1 VHT80 CH 138 (UNII 2C) / Chain 1 + Chain 2 + Chain 3 + Chain 4

Channel 138

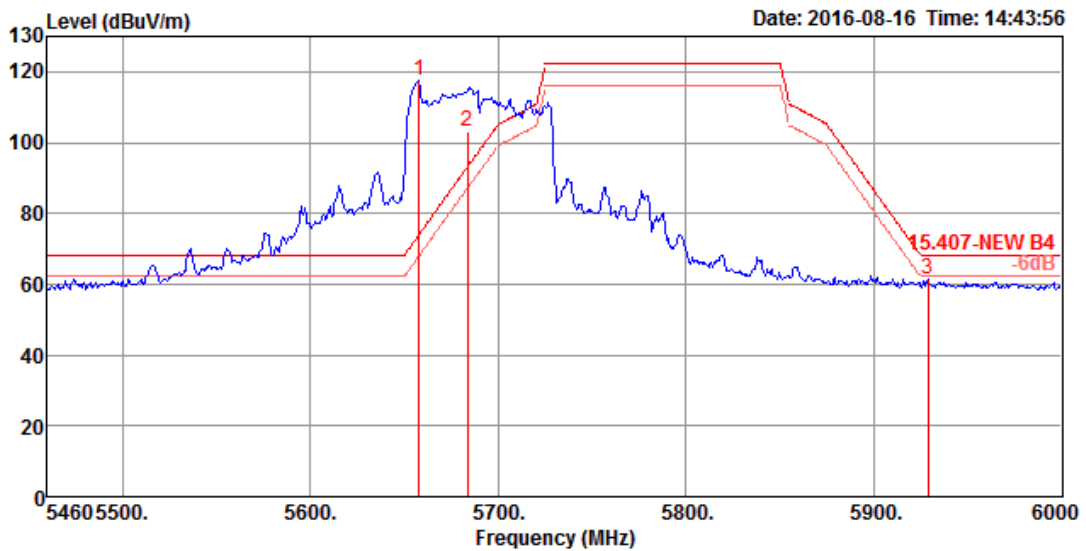


	Freq	Level	Limit	Over	Read	CableAntenna	Preamp	A/Pos	T/Pos	Remark	PoI/Phase
	MHz	dBuV/m	dBuV/m	dB	dBuV	dB	dB/m	dB	cm	deg	
1	5428.40	59.50	74.00	-14.50	52.32	8.34	31.72	32.88	278	180 Peak	VERTICAL
2	5460.00	47.07	54.00	-6.93	39.87	8.33	31.75	32.88	278	180 Average	VERTICAL
3	5470.00	47.37	54.00	-6.63	40.14	8.33	31.77	32.87	278	180 Average	VERTICAL
4	5470.00	58.00	74.00	-16.00	50.77	8.33	31.77	32.87	278	180 Peak	VERTICAL
5	5682.80	113.73			105.92	8.68	32.02	32.89	278	180 Peak	VERTICAL
6	5685.20	102.93			95.12	8.68	32.02	32.89	278	180 Average	VERTICAL
7	5850.00	50.05	54.00	-3.95	41.76	8.98	32.22	32.91	278	180 Average	VERTICAL
8	5858.00	65.01	74.00	-8.99	56.76	8.92	32.24	32.91	278	180 Peak	VERTICAL

Item 5, 6 are the fundamental frequency at 5690 MHz.

Temperature	22°C	Humidity	54%
Test Engineer	Zero Chen & Stim Sung & Steven Liang	Configurations	IEEE 802.11ac MCS0/Nss1 VHT80 CH 138 (UNII 3) / Chain 1 + Chain 2 + Chain 3 + Chain 4

Channel 138



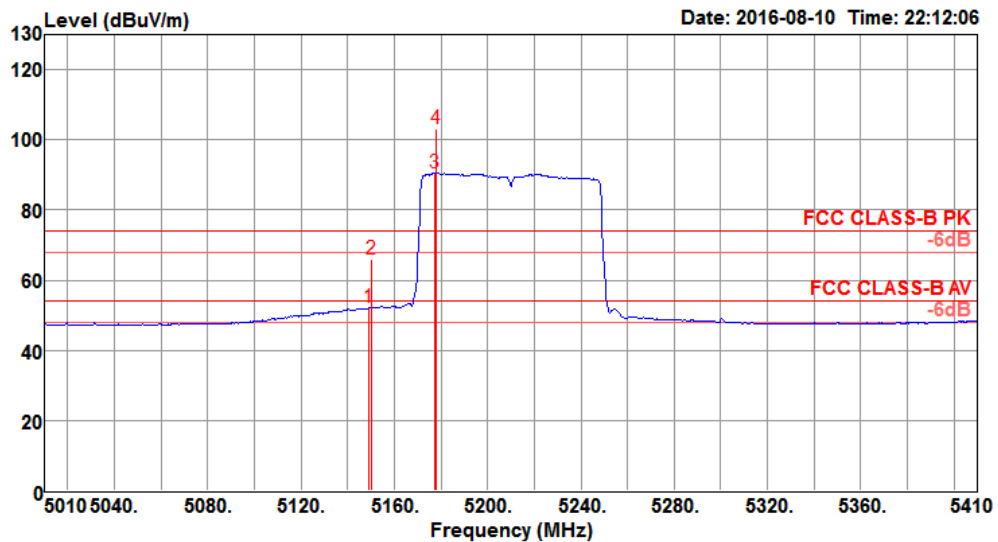
	Freq	Level	Limit Line	Over Limit	Read Level	CableAntenna Loss	Preamp Factor	A/Pos	T/Pos	Remark	Pol/Phase
	MHz	dBuV/m	dBuV/m	dB	dBuV	dB	dB/m	dB	cm	deg	
1 0	5657.64	117.47			109.76	8.60	32.00	32.89	278	180	Peak VERTICAL
2 0	5683.56	103.03			95.22	8.68	32.02	32.89	278	180	Average VERTICAL
3	5928.72	61.60	68.20	-6.60	53.55	8.64	32.32	32.91	278	180	Peak VERTICAL

Item 1, 2 are the fundamental frequency at 5690 MHz.

802.11ac MCS0/Nss2 VHT80+80

Temperature	22°C	Humidity	54%
Test Engineer	Zero Chen & Stim Sung & Steven Liang	Configurations	IEEE 802.11ac MCS0/Nss2 VHT80+80 Type 1 / CH 42+106 / Chain 1 + Chain 2 + Chain 3 + Chain 4

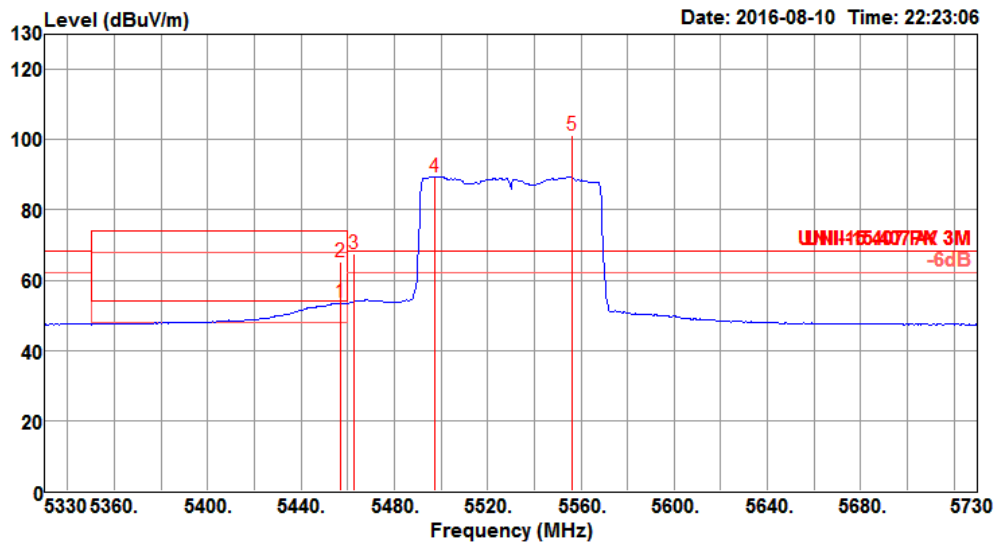
Channel 42



	Freq	Level	Limit	Over	Read	Cable	Antenna	Preamp	A/Pos	T/Pos	Remark	Pol/Phase
	MHz	dBuV/m	dBuV/m	dB	dBuV	dB	dB/m	dB	cm	deg		
1	5149.20	52.14	54.00	-1.86	44.72	7.48	34.85	34.91	102	1	Average	VERTICAL
2	5150.00	66.08	74.00	-7.92	58.66	7.48	34.85	34.91	102	1	Peak	VERTICAL
3	5177.20	90.60			83.15	7.48	34.88	34.91	102	1	Average	VERTICAL
4	5178.00	103.22			95.77	7.48	34.88	34.91	102	1	Peak	VERTICAL

Item 3, 4 are the fundamental frequency at 5210 MHz.

Channel 106

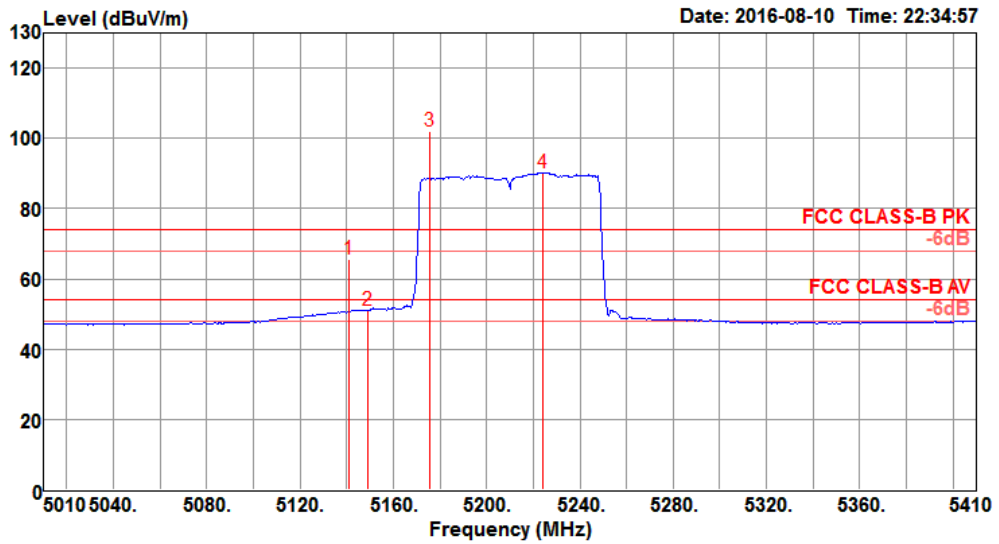


	Freq	Level	Limit	Over	Read	CableAntenna	Preamp	A/Pos	T/Pos	Remark	Pol/Phase
	MHz	dBuV/m	dBuV/m	dB	dBuV	dB	dB/m	dB	cm	deg	
1	5457.20	53.56	54.00	-0.44	45.64	7.69	35.15	34.92	101	169 Average	VERTICAL
2	5457.20	65.02	74.00	-8.98	57.10	7.69	35.15	34.92	101	169 Peak	VERTICAL
3	5462.80	67.68	68.20	-0.52	59.76	7.69	35.15	34.92	101	169 Peak	VERTICAL
4	5497.20	89.41			81.36	7.77	35.20	34.92	101	169 Average	VERTICAL
5	5556.40	101.39			93.24	7.86	35.21	34.92	101	169 Peak	VERTICAL

Item 4, 5 are the fundamental frequency at 5530 MHz.

Temperature	22°C	Humidity	54%
Test Engineer	Zero Chen & Stim Sung & Steven Liang	Configurations	IEEE 802.11ac MCS0/Nss2 VHT80+80 Type 2 / CH 42+122 / Chain 1 + Chain 2 + Chain 3 + Chain 4

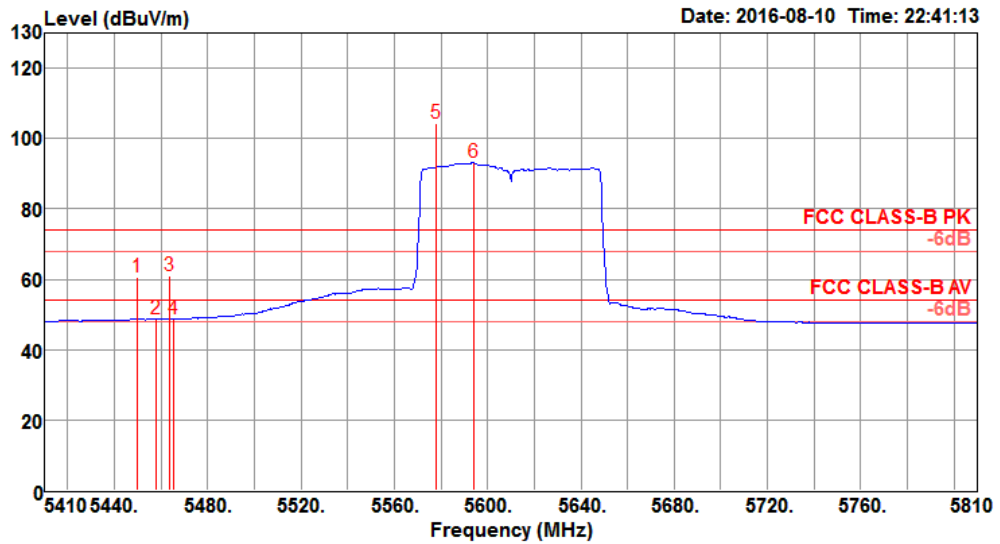
Channel 42



	Freq	Level	Limit Line	Over Limit	Read Level	Cable Loss	Antenna Factor	Preamp Factor	A/Pos	T/Pos	Remark	Pol/Phase
	MHz	dBuV/m	dBuV/m	dB	dBuV	dB	dB/m	dB	cm	deg		
1	5141.20	65.47	74.00	-8.53	58.06	7.48	34.84	34.91	101	360	Peak	VERTICAL
2	5149.20	51.18	54.00	-2.82	43.76	7.48	34.85	34.91	101	360	Average	VERTICAL
3	5175.60	102.02			94.57	7.48	34.88	34.91	101	360	Peak	VERTICAL
4	5224.40	90.15			82.63	7.50	34.93	34.91	101	360	Average	VERTICAL

Item 3, 4 are the fundamental frequency at 5210 MHz.

Channel 122

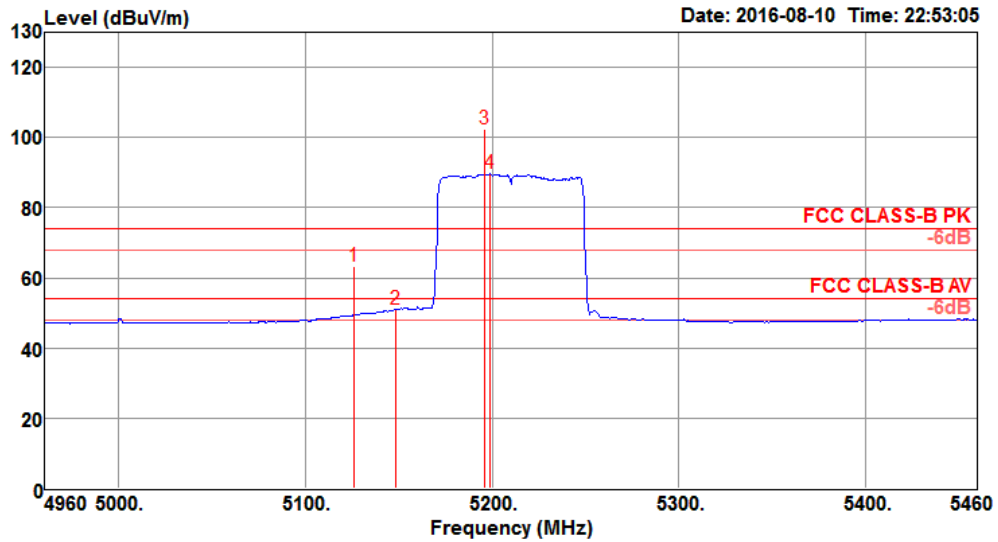


	Freq	Level	Limit Line	Over Limit	Read Level	Cable Loss	Antenna Factor	Preamp Factor	A/Pos	T/Pos	Remark	Pol/Phase
	MHz	dBuV/m	dBuV/m	dB	dBuV	dB	dB/m	dB	cm	deg		
1	5450.00	60.76	74.00	-13.24	52.84	7.69	35.15	34.92	104	167	Peak	VERTICAL
2	5458.00	48.76	54.00	-5.24	40.84	7.69	35.15	34.92	104	167	Average	VERTICAL
3	5463.60	61.00	74.00	-13.00	53.03	7.72	35.17	34.92	104	167	Peak	VERTICAL
4	5465.20	48.88	54.00	-5.12	40.91	7.72	35.17	34.92	104	167	Average	VERTICAL
5	5578.00	104.34			96.14	7.91	35.22	34.93	104	167	Peak	VERTICAL
6	5594.00	93.08			84.85	7.94	35.22	34.93	104	167	Average	VERTICAL

Item 5, 6 are the fundamental frequency at 5610 MHz.

Temperature	22°C	Humidity	54%
Test Engineer	Zero Chen & Stim Sung & Steven Liang	Configurations	IEEE 802.11ac MCS0/Nss2 VHT80+80 Type 3 / CH 42+138 / Chain 1 + Chain 2 + Chain 3 + Chain 4

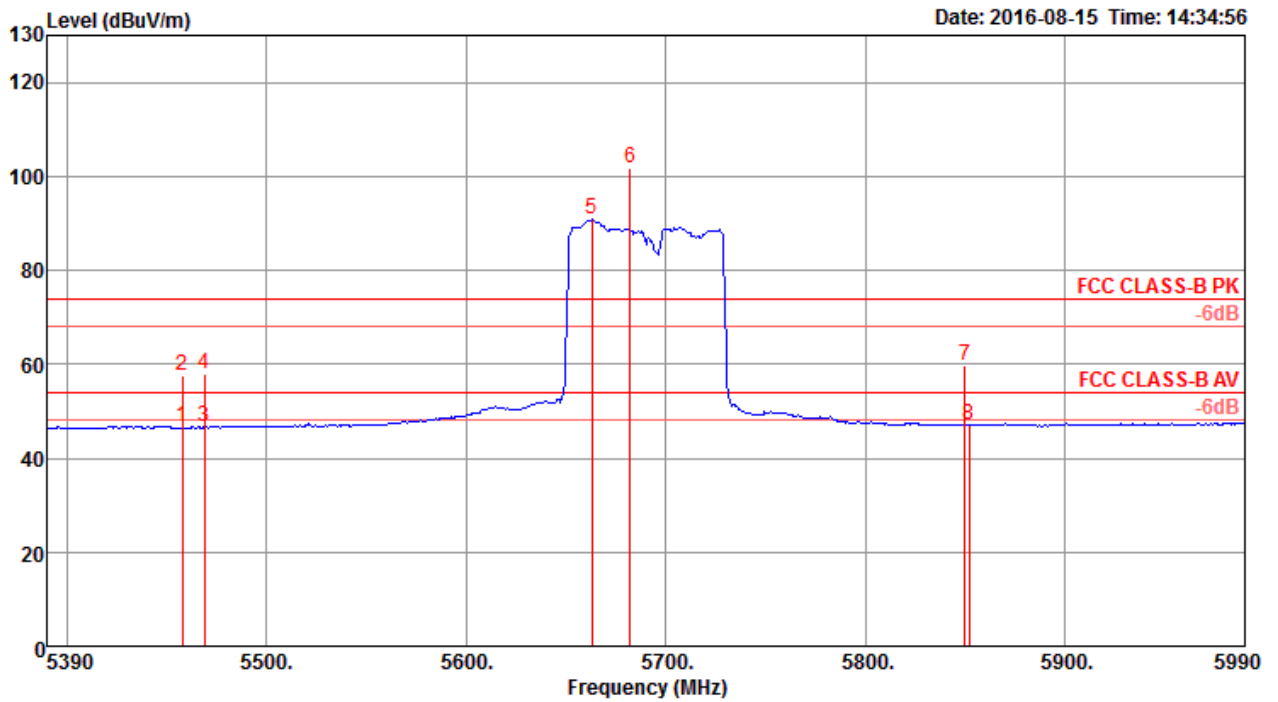
Channel 42



	Freq	Level	Limit Line	Over Limit	Read Level	Cable Loss	Antenna Factor	Preamp Factor	A/Pos	T/Pos	Remark	Pol/Phase
	MHz	dBuV/m	dBuV/m	dB	dBuV	dB	dB/m	dB	cm	deg		
1	5126.00	63.33	74.00	-10.67	55.93	7.48	34.82	34.90	104	356	Peak	VERTICAL
2	5148.00	50.87	54.00	-3.13	43.45	7.48	34.85	34.91	104	356	Average	VERTICAL
3	5196.00	102.34			94.87	7.48	34.90	34.91	104	356	Peak	VERTICAL
4	5199.00	89.81			82.34	7.48	34.90	34.91	104	356	Average	VERTICAL

Item 3, 4 are the fundamental frequency at 5210 MHz.

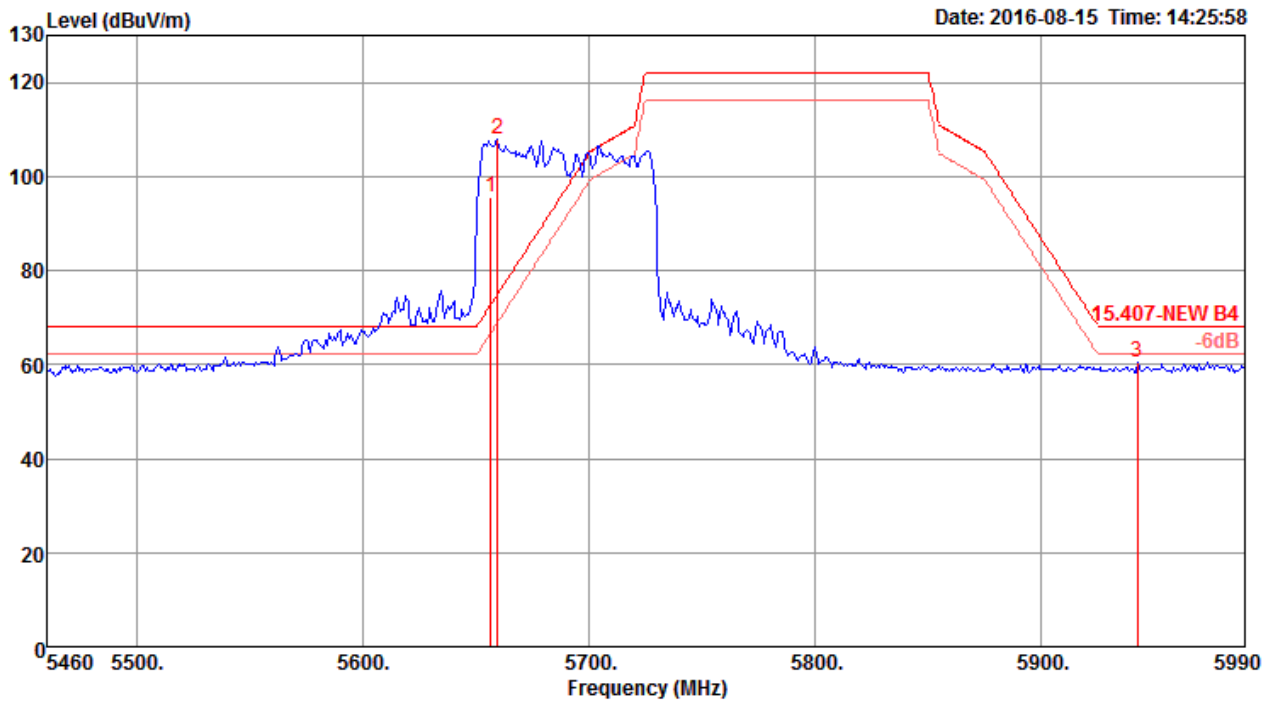
Channel 138 (UNII 2C)



	Freq	Level	Limit Line	Over Limit	Read Level	CableAntenna Loss	Preamp Factor	A/Pos	T/Pos	Remark	Pol/Phase
	MHz	dBuV/m	dBuV/m	dB	dBuV	dB	dB/m	dB	cm	deg	
1	5458.08	46.56	54.00	-7.44	38.58	6.68	34.23	32.93	300	291 Average	HORIZONTAL
2	5458.08	57.61	74.00	-16.39	49.63	6.68	34.23	32.93	300	291 Peak	HORIZONTAL
3	5469.04	46.78	54.00	-7.22	38.77	6.69	34.25	32.93	300	291 Average	HORIZONTAL
4	5469.04	58.07	74.00	-15.93	50.06	6.69	34.25	32.93	300	291 Peak	HORIZONTAL
5	5663.08	90.75			82.50	6.82	34.40	32.97	300	291 Average	HORIZONTAL
6	5682.31	101.60			93.34	6.83	34.41	32.98	300	291 Peak	HORIZONTAL
7	5850.00	59.72	74.00	-14.28	51.27	6.96	34.51	33.02	300	291 Peak	HORIZONTAL
8	5851.92	47.01	54.00	-6.99	38.56	6.96	34.51	33.02	300	291 Average	HORIZONTAL

Item 5, 6 are the fundamental frequency at 5690 MHz.

Channel 138 (UNII 3)

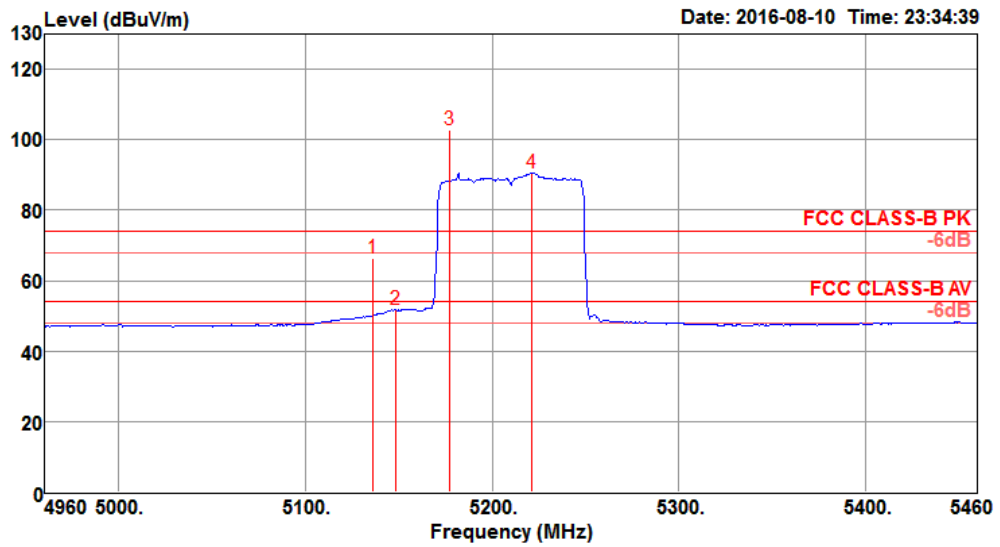


	Freq	Level	Limit	Over	Read	CableAntenna	Preamp	A/Pos	T/Pos	Remark	PoI/Phase
	MHz	dBuV/m	dBuV/m	dB	dBuV	dB	dB/m	dB	cm	deg	
1	5656.35	95.51			87.26	6.82	34.40	32.97	292	185 Average	VERTICAL
2	5659.40	108.07			99.82	6.82	34.40	32.97	292	185 Peak	VERTICAL
3	5942.60	60.47	68.20	-7.73	51.96	6.99	34.57	33.05	292	185 Peak	VERTICAL

Item 1, 2 are the fundamental frequency at 5690 MHz.

Temperature	22°C	Humidity	54%
Test Engineer	Zero Chen & Stim Sung & Steven Liang	Configurations	IEEE 802.11ac MCS0/Nss2 VHT80+80 Type 4 / CH 42+155 / Chain 1 + Chain 2 + Chain 3 + Chain 4

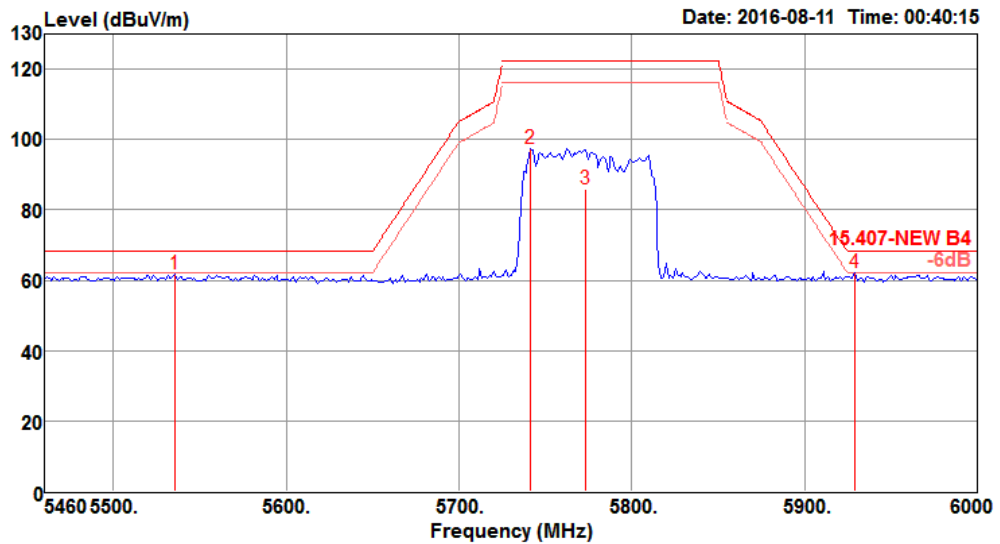
Channel 42



	Freq	Level	Limit Line	Over Limit	Read Level	Cable Loss	Antenna Factor	Preamp Factor	A/Pos	T/Pos	Remark	Pol/Phase
	MHz	dBuV/m	dBuV/m	dB	dBuV	dB	dB/m	dB	cm	deg		
1	5136.00	66.54	74.00	-7.46	59.13	7.48	34.84	34.91	102	359	Peak	VERTICAL
2	5148.00	51.87	54.00	-2.13	44.45	7.48	34.85	34.91	102	359	Average	VERTICAL
3	5177.00	102.90			95.45	7.48	34.88	34.91	102	359	Peak	VERTICAL
4	5221.00	90.68			83.16	7.50	34.93	34.91	102	359	Average	VERTICAL

Item 3, 4 are the fundamental frequency at 5210 MHz.

Channel 155

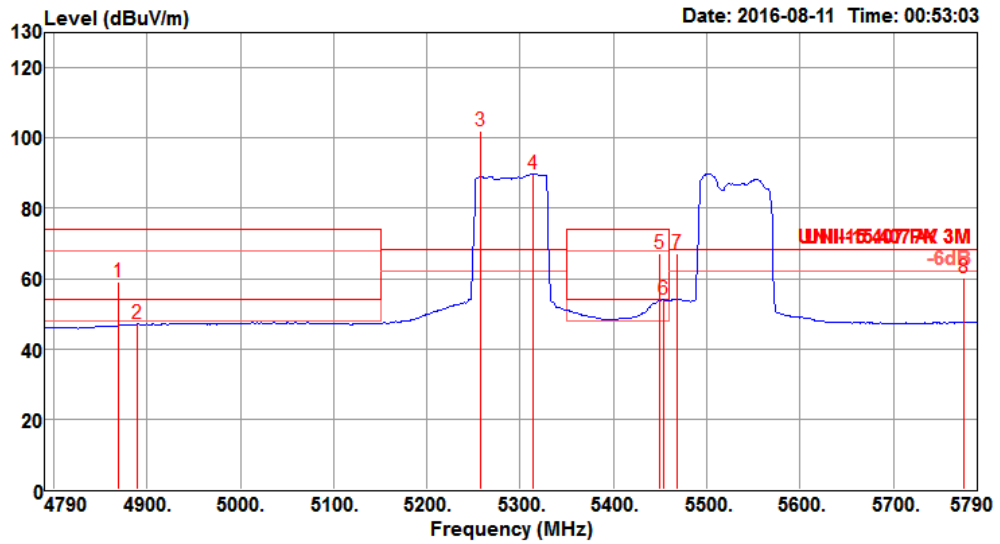


	Freq	Level	Limit Line	Over Limit	Read Level	Cable Loss	Antenna Factor	Preamp Factor	A/Pos	T/Pos	Remark	Pol/Phase
	MHz	dBuV/m	dBuV/m	dB	dBuV	dB	dB/m	dB	cm	deg		
1	5535.60	61.66	68.20	-6.54	53.54	7.83	35.21	34.92	103	251	Peak	HORIZONTAL
2	5741.40	97.29			89.21	7.77	35.25	34.94	103	251	Peak	HORIZONTAL
3	5773.60	85.75			77.71	7.73	35.26	34.95	103	251	Average	HORIZONTAL
4	5929.00	62.12	68.20	-6.08	53.85	7.94	35.29	34.96	103	251	Peak	HORIZONTAL

Item 2, 3 are the fundamental frequency at 5775 MHz.

Temperature	22°C	Humidity	54%
Test Engineer	Zero Chen & Stim Sung & Steven Liang	Configurations	IEEE 802.11ac MCS0/Nss2 VHT80+80 Type 5 / CH 58+106 / Chain 1 + Chain 2 + Chain 3 + Chain 4

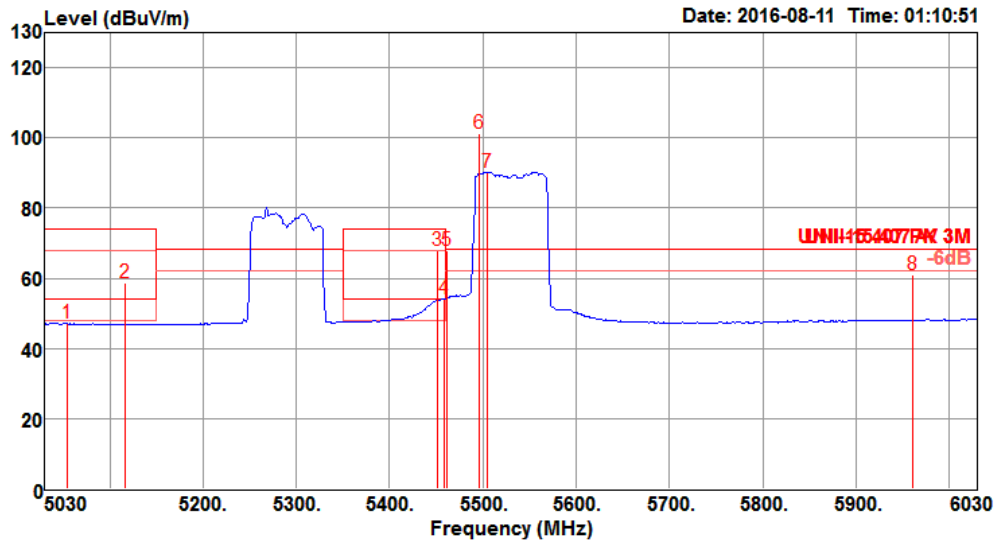
Channel 58



	Freq	Level	Limit	Over	Read	Cable	Antenna	Preamp	A/Pos	T/Pos	Remark	Pol/Phase
	MHz	dBuV/m	dBuV/m	dB	dBuV	dB	dB/m	dB	cm	deg		
1	4870.00	59.26	74.00	-14.74	52.64	7.18	34.34	34.90	102	3	Peak	VERTICAL
2	4890.00	47.03	54.00	-6.97	40.34	7.21	34.38	34.90	102	3	Average	VERTICAL
3	5258.00	101.84			94.28	7.51	34.96	34.91	102	3	Peak	VERTICAL
4	5314.00	89.83			82.18	7.54	35.02	34.91	102	3	Average	VERTICAL
5	5450.00	67.16	74.00	-6.84	59.24	7.69	35.15	34.92	102	3	Peak	VERTICAL
6	5454.00	53.97	54.00	-0.03	46.05	7.69	35.15	34.92	102	3	Average	VERTICAL
7	5468.00	67.12	68.20	-1.08	59.15	7.72	35.17	34.92	102	3	Peak	VERTICAL
8	5776.00	60.08	68.20	-8.12	52.04	7.73	35.26	34.95	102	3	Peak	VERTICAL

Item 3, 4 are the fundamental frequency at 5290 MHz.

Channel 106

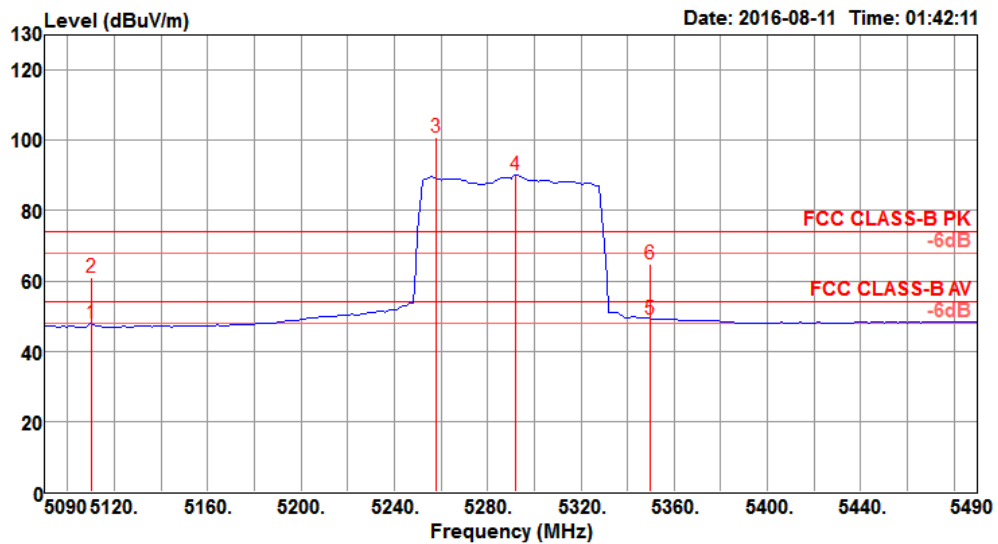


	Freq	Level	Limit Line	Over Limit	Read Level	Cable Loss	Antenna Factor	Preamp Factor	A/Pos	T/Pos	Remark	Pol/Phase
	MHz	dBuV/m	dBuV/m	dB	dBuV	dB	dB/m	dB	cm	deg		
1	5054.00	47.22	54.00	-6.78	39.88	7.48	34.76	34.90	104	165	Average	VERTICAL
2	5116.00	58.61	74.00	-15.39	51.21	7.48	34.82	34.90	104	165	Peak	VERTICAL
3	5452.00	67.86	74.00	-6.14	59.94	7.69	35.15	34.92	104	165	Peak	VERTICAL
4	5458.00	53.98	54.00	-0.02	46.06	7.69	35.15	34.92	104	165	Average	VERTICAL
5	5462.00	67.94	68.20	-0.26	60.02	7.69	35.15	34.92	104	165	Peak	VERTICAL
6	5496.00	101.29			93.24	7.77	35.20	34.92	104	165	Peak	VERTICAL
7	5504.00	90.22			82.17	7.77	35.20	34.92	104	165	Average	VERTICAL
8	5960.00	60.96	68.20	-7.24	52.65	7.99	35.29	34.97	104	165	Peak	VERTICAL

Item 6, 7 are the fundamental frequency at 5530 MHz.

Temperature	22°C	Humidity	54%
Test Engineer	Zero Chen & Stim Sung & Steven Liang	Configurations	IEEE 802.11ac MCS0/Nss2 VHT80+80 Type 6 / CH 58+122 / Chain 1 + Chain 2 + Chain 3 + Chain 4

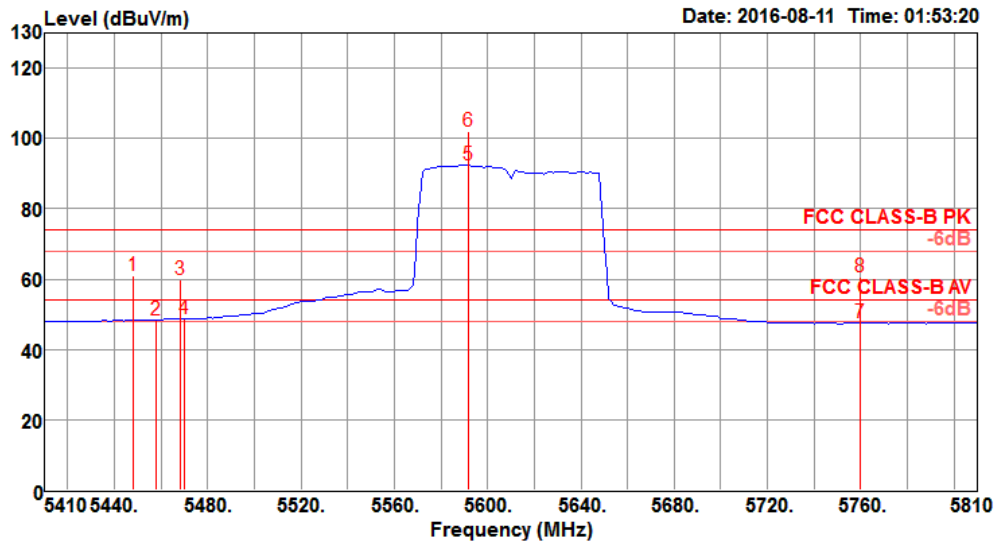
Channel 58



	Freq	Level	Limit	Over	Read	CableAntenna	Preamp	A/Pos	T/Pos	Remark	Pol/Phase
	MHz	dBuV/m	dBuV/m	dB	dBuV	dB	dB/m	dB	cm	deg	
1	5110.00	47.89	54.00	-6.11	40.50	7.48	34.81	34.90	101	187 Average	VERTICAL
2	5110.00	60.90	74.00	-13.10	53.51	7.48	34.81	34.90	101	187 Peak	VERTICAL
3	5258.00	100.75			93.19	7.51	34.96	34.91	101	187 Peak	VERTICAL
4	5292.00	90.15			82.54	7.53	34.99	34.91	101	187 Average	VERTICAL
5	5350.00	49.26	54.00	-4.74	41.56	7.56	35.05	34.91	101	187 Average	VERTICAL
6	5350.00	64.77	74.00	-9.23	57.07	7.56	35.05	34.91	101	187 Peak	VERTICAL

Item 3, 4 are the fundamental frequency at 5290 MHz.

Channel 122

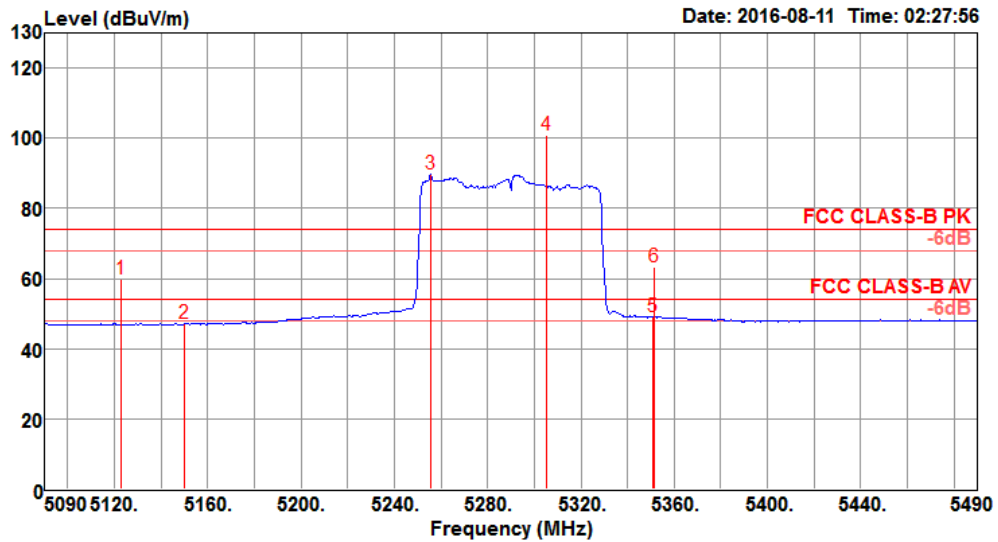


	Freq	Level	Limit Line	Over Limit	Read Level	CableAntenna Loss	Preamp Factor	A/Pos	T/Pos	Remark	Pol/Phase	
	MHz	dBuV/m	dBuV/m	dB	dBuV	dB	dB/m	dB	cm	deg		
1	5448.00	60.83	74.00	-13.17	52.91	7.69	35.15	34.92	106	170	Peak	VERTICAL
2	5458.00	48.31	54.00	-5.69	40.39	7.69	35.15	34.92	106	170	Average	VERTICAL
3	5468.00	59.91	74.00	-14.09	51.94	7.72	35.17	34.92	106	170	Peak	VERTICAL
4	5470.00	48.69	54.00	-5.31	40.72	7.72	35.17	34.92	106	170	Average	VERTICAL
5	5592.00	92.32			84.09	7.94	35.22	34.93	106	170	Average	VERTICAL
6	5592.00	101.91			93.68	7.94	35.22	34.93	106	170	Peak	VERTICAL
7	5760.00	47.70	54.00	-6.30	39.65	7.75	35.25	34.95	106	170	Average	VERTICAL
8	5760.00	60.70	74.00	-13.30	52.65	7.75	35.25	34.95	106	170	Peak	VERTICAL

Item 5, 6 are the fundamental frequency at 5610 MHz.

Temperature	22°C	Humidity	54%
Test Engineer	Zero Chen & Stim Sung & Steven Liang	Configurations	IEEE 802.11ac MCS0/Nss2 VHT80+80 Type 7 / CH 58+138 / Chain 1 + Chain 2 + Chain 3 + Chain 4

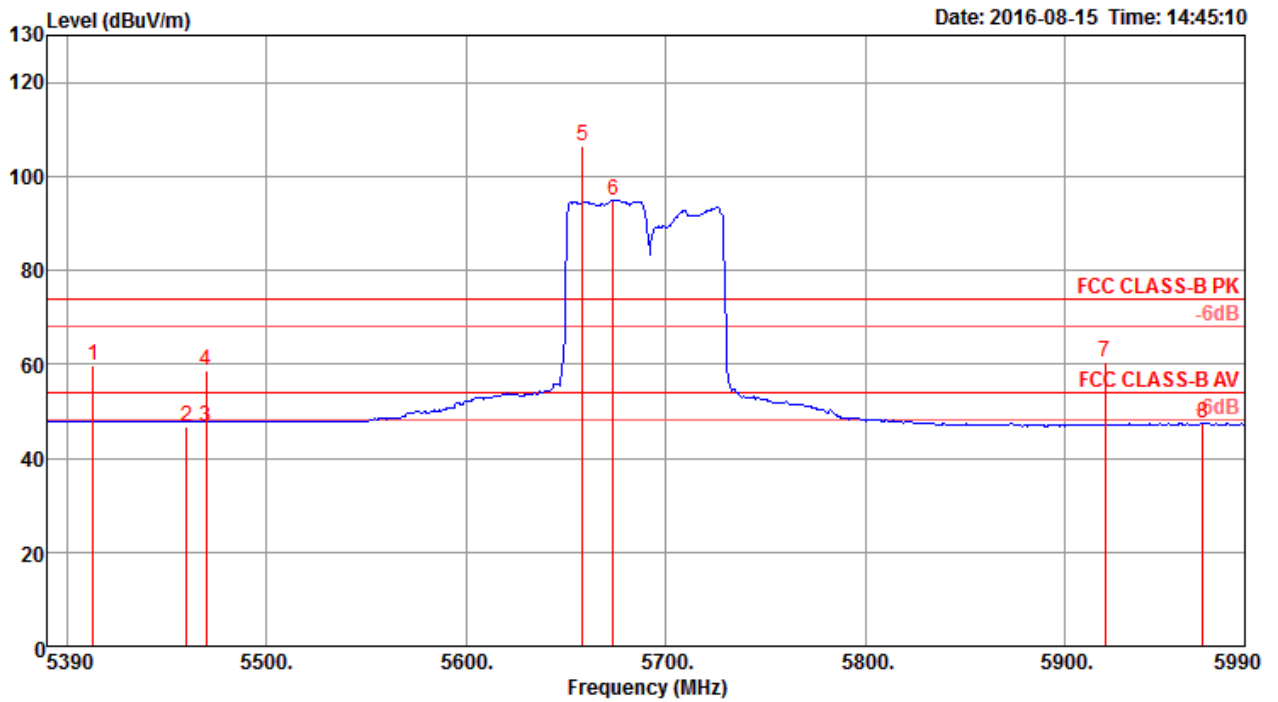
Channel 58



	Freq	Level	Limit Line	Over Limit	Read Level	Cable Loss	Antenna Factor	Preamp Factor	A/Pos	T/Pos	Remark	Pol/Phase
	MHz	dBuV/m	dBuV/m	dB	dBuV	dB	dB/m	dB	cm	deg		
1	5122.80	59.87	74.00	-14.13	52.47	7.48	34.82	34.90	100	187	Peak	VERTICAL
2	5150.00	47.01	54.00	-6.99	39.59	7.48	34.85	34.91	100	187	Average	VERTICAL
3	5255.60	89.78			82.22	7.51	34.96	34.91	100	187	Average	VERTICAL
4	5305.20	101.02			93.40	7.53	35.00	34.91	100	187	Peak	VERTICAL
5	5350.80	49.12	54.00	-4.88	41.42	7.56	35.05	34.91	100	187	Average	VERTICAL
6	5351.60	63.29	74.00	-10.71	55.59	7.56	35.05	34.91	100	187	Peak	VERTICAL

Item 3, 4 are the fundamental frequency at 5290 MHz.

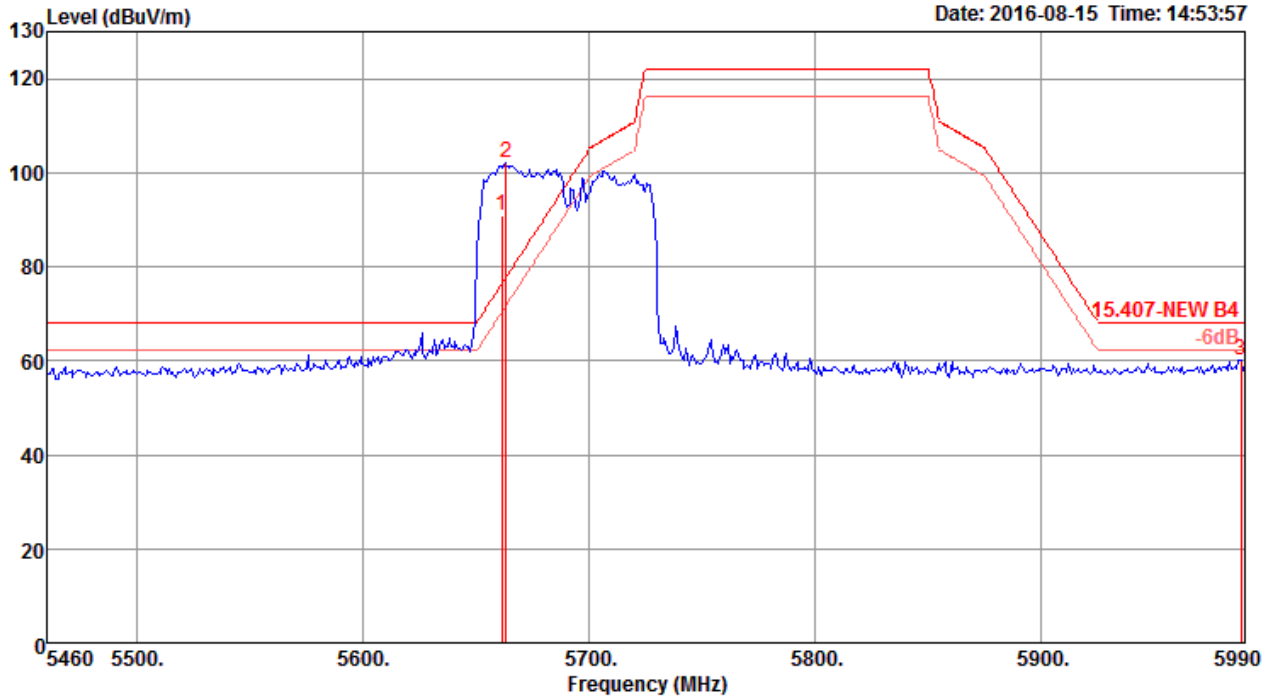
Channel 138 (UNII 2C)



	Freq	Level	Limit Line	Over Limit	Read Level	CableAntenna Loss	Preamp Factor	A/Pos	T/Pos	Remark	Pol/Phase
	MHz	dBuV/m	dBuV/m	dB	dBuV	dB	dB/m	dB	cm	deg	
1	5413.08	59.85	74.00	-14.15	51.97	6.66	34.15	32.93	280	186 Peak	VERTICAL
2	5460.00	46.58	54.00	-7.42	38.60	6.68	34.23	32.93	280	186 Average	VERTICAL
3	5470.00	46.71	54.00	-7.29	38.70	6.69	34.25	32.93	280	186 Average	VERTICAL
4	5470.00	58.78	74.00	-15.22	50.77	6.69	34.25	32.93	280	186 Peak	VERTICAL
5	5658.27	106.52			98.27	6.82	34.40	32.97	280	186 Peak	VERTICAL
6	5673.65	94.86			86.60	6.83	34.41	32.98	280	186 Average	VERTICAL
7	5919.81	60.46	74.00	-13.54	51.97	6.98	34.55	33.04	280	186 Peak	VERTICAL
8	5968.85	47.44	54.00	-6.56	38.92	6.99	34.58	33.05	280	186 Average	VERTICAL

Item 5, 6 are the fundamental frequency at 5690 MHz.

Channel 138 (UNII 3)

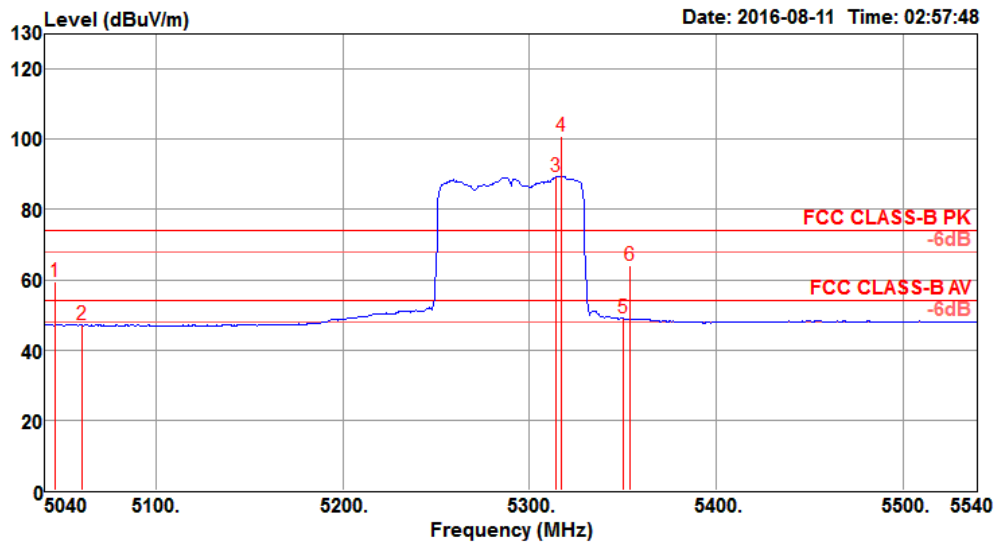


	Freq	Level	Limit	Over	Read	CableAntenna	Preamp	A/Pos	T/Pos	Remark	Pol/Phase	
	MHz	dBuV/m	dBuV/m	dB	dBuV	dB	dB/m	dB	cm	deg		
1	5661.15	90.93			82.68	6.82	34.40	32.97	298	290	Average	HORIZONTAL
2	5663.00	101.96			93.71	6.82	34.40	32.97	298	290	Peak	HORIZONTAL
3	5988.20	59.99	68.20	-8.21	51.46	7.00	34.59	33.06	298	290	Peak	HORIZONTAL

Item 1, 2 are the fundamental frequency at 5690 MHz.

Temperature	22°C	Humidity	54%
Test Engineer	Zero Chen & Stim Sung & Steven Liang	Configurations	IEEE 802.11ac MCS0/Nss2 VHT80+80 Type 8 / CH 58+155 / Chain 1 + Chain 2 + Chain 3 + Chain 4

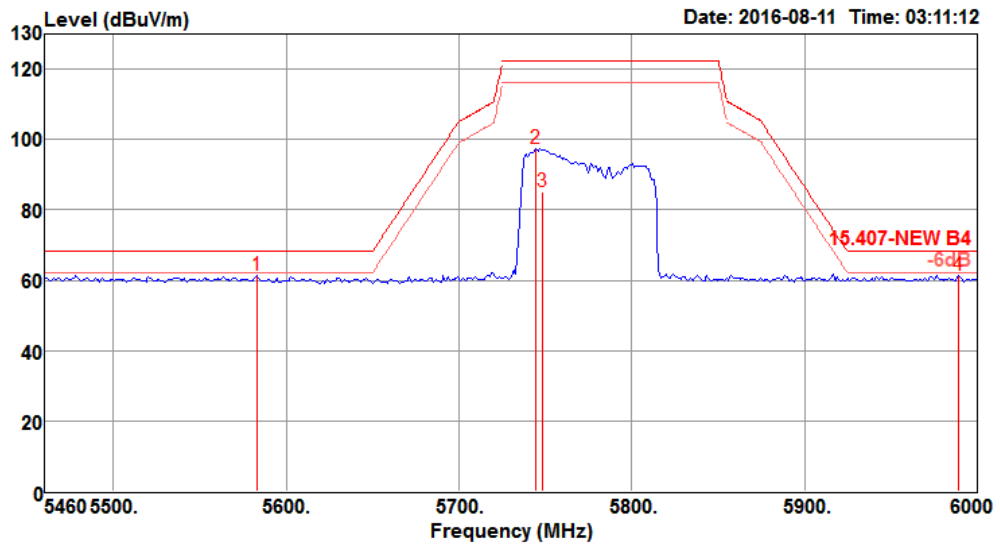
Channel 58



	Freq	Level	Limit	Over	Read	Cable	Antenna	Preamp	A/Pos	T/Pos	Remark	Pol/Phase
	MHz	dBUV/m	dBUV/m	dB	dBuV	dB	dB/m	dB	cm	deg		
1	5046.00	59.60	74.00	-14.40	52.27	7.48	34.75	34.90	106	194	Peak	VERTICAL
2	5060.00	47.25	54.00	-6.75	39.91	7.48	34.76	34.90	106	194	Average	VERTICAL
3	5314.00	89.44			81.79	7.54	35.02	34.91	106	194	Average	VERTICAL
4	5317.00	100.81			93.16	7.54	35.02	34.91	106	194	Peak	VERTICAL
5	5350.00	48.98	54.00	-5.02	41.28	7.56	35.05	34.91	106	194	Average	VERTICAL
6	5354.00	64.14	74.00	-9.86	56.44	7.56	35.05	34.91	106	194	Peak	VERTICAL

Item 3, 4 are the fundamental frequency at 5290 MHz.

Channel 155

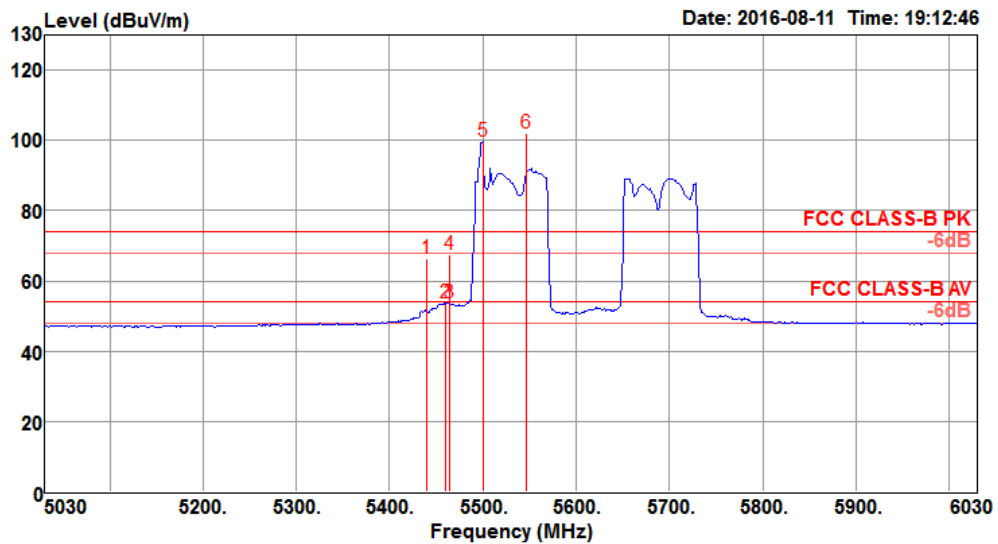


	Freq	Level	Limit Line	Over Limit	Read Level	Cable Loss	Antenna Factor	Preamp Factor	A/Pos	T/Pos	Remark	Pol/Phase
	MHz	dBuV/m	dBuV/m	dB	dBuV	dB	dB/m	dB	cm	deg		
1	5583.20	61.47	68.20	-6.73	53.27	7.91	35.22	34.93	104	89	Peak	HORIZONTAL
2	5744.20	97.51			89.43	7.77	35.25	34.94	104	89	Peak	HORIZONTAL
3	5748.40	85.24			77.16	7.77	35.25	34.94	104	89	Average	HORIZONTAL
4	5989.20	61.45	68.20	-6.75	53.10	8.02	35.30	34.97	104	89	Peak	HORIZONTAL

Item 3, 4 are the fundamental frequency at 5775 MHz.

Temperature	22°C	Humidity	54%
Test Engineer	Zero Chen & Stim Sung & Steven Liang	Configurations	IEEE 802.11ac MCS0/Nss2 VHT80+80 Type 9 / CH 106+138 / Chain 1 + Chain 2 + Chain 3 + Chain 4

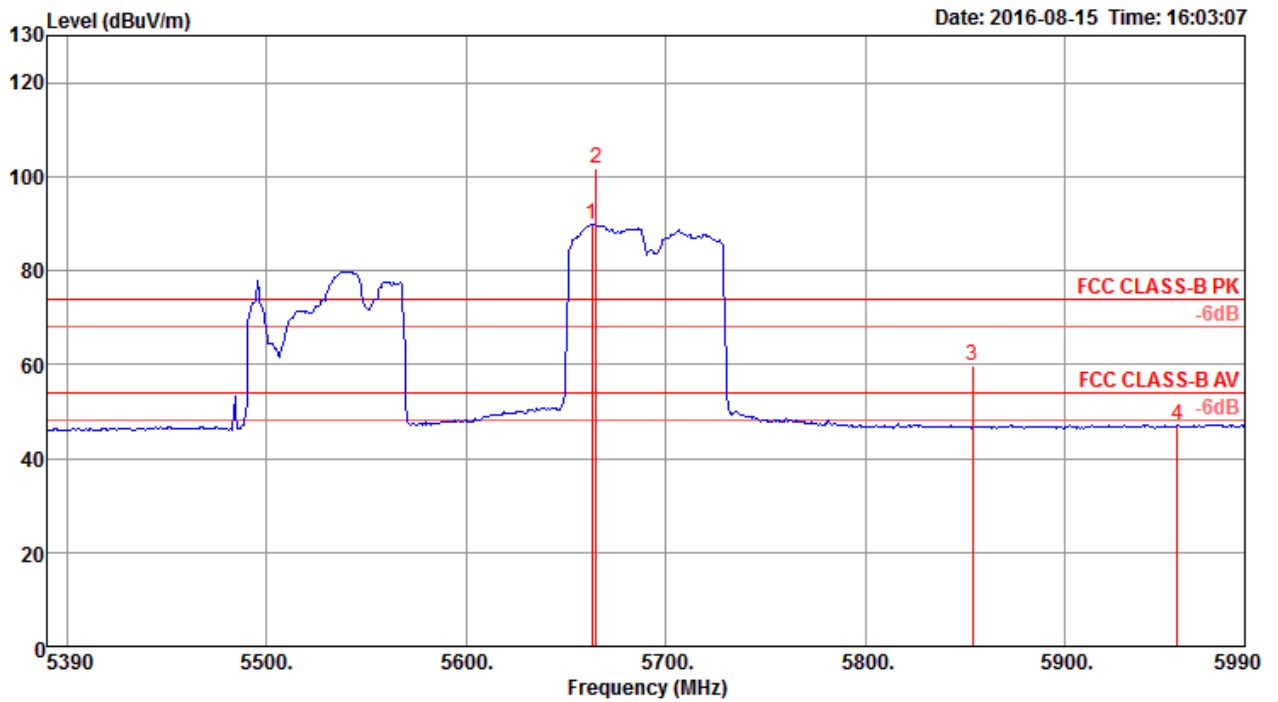
Channel 106



	Freq	Level	Limit	Over	Read	Cable	Antenna	Preamp	A/Pos	T/Pos	Remark	Pol/Phase
	MHz	dBuV/m	dBuV/m	dB	dBuV	Loss	Factor	Factor	cm	deg		
1	5440.00	66.30	74.00	-7.70	58.42	7.66	35.14	34.92	288	167	Peak	VERTICAL
2	5460.00	53.62	54.00	-0.38	45.70	7.69	35.15	34.92	288	167	Average	VERTICAL
3	5464.00	53.73	54.00	-0.27	45.76	7.72	35.17	34.92	288	167	Average	VERTICAL
4	5464.00	67.49	74.00	-6.51	59.52	7.72	35.17	34.92	288	167	Peak	VERTICAL
5	5500.00	99.55			91.50	7.77	35.20	34.92	288	167	Average	VERTICAL
6	5546.00	102.09			93.94	7.86	35.21	34.92	288	167	Peak	VERTICAL

Item 5, 6 are the fundamental frequency at 5530 MHz.

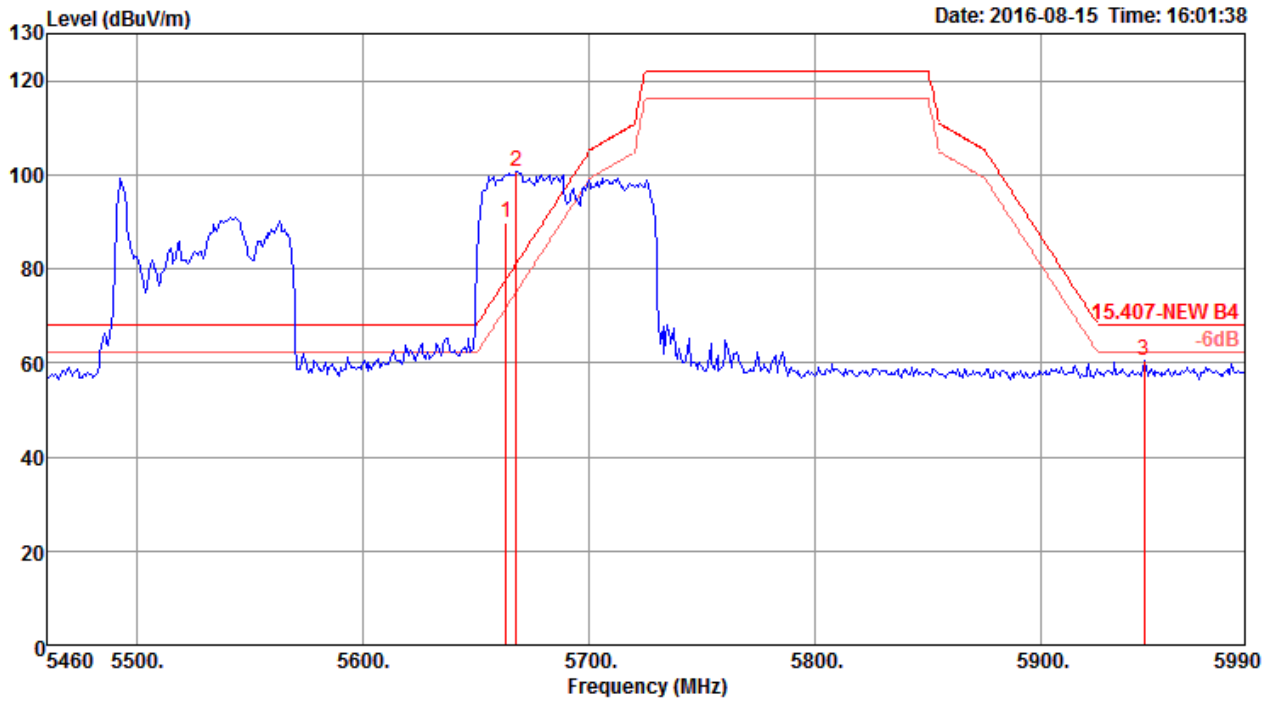
Channel 138 (UNII 2C)



	Freq	Level	Limit	Over	Read	CableAntenna	Preamp	A/Pos	T/Pos	Remark	PoI/Phase	
	MHz	dBuV/m	dBuV/m	dB	dBuV	dB	dB/m	dB	cm	deg		
1	5663.08	89.86			81.61	6.82	34.40	32.97	297	290	Average	HORIZONTAL
2	5665.00	101.69			93.44	6.82	34.40	32.97	297	290	Peak	HORIZONTAL
3	5853.46	59.84	74.00	-14.16	51.39	6.96	34.51	33.02	297	290	Peak	HORIZONTAL
4	5956.35	47.12	54.00	-6.88	38.61	6.99	34.57	33.05	297	290	Average	HORIZONTAL

Item 1, 2 are the fundamental frequency at 5690 MHz.

Channel 138 (UNII 3)

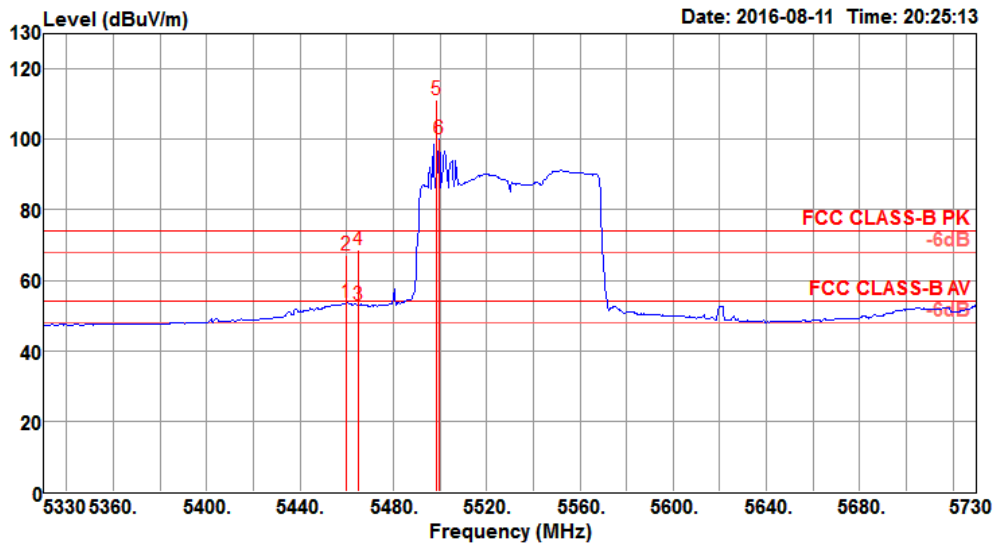


	Freq	Level	Limit	Over	Read	CableAntenna	Preamp	A/Pos	T/Pos	Remark	Pol/Phase	
	MHz	dBuV/m	dBuV/m	dB	dBuV	dB	dB/m	dB	cm	deg		
1	5663.08	89.86			81.61	6.82	34.40	32.97	297	290	Average	HORIZONTAL
2	5667.80	100.64			92.39	6.82	34.40	32.97	297	290	Peak	HORIZONTAL
3	5945.60	60.35	68.20	-7.85	51.84	6.99	34.57	33.05	297	290	Peak	HORIZONTAL

Item 1, 2 are the fundamental frequency at 5690 MHz.

Temperature	22°C	Humidity	54%
Test Engineer	Zero Chen & Stim Sung & Steven Liang	Configurations	IEEE 802.11ac MCS0/Nss2 VHT80+80 Type 10 / CH 106+155 / Chain 1 + Chain 2 + Chain 3 + Chain 4

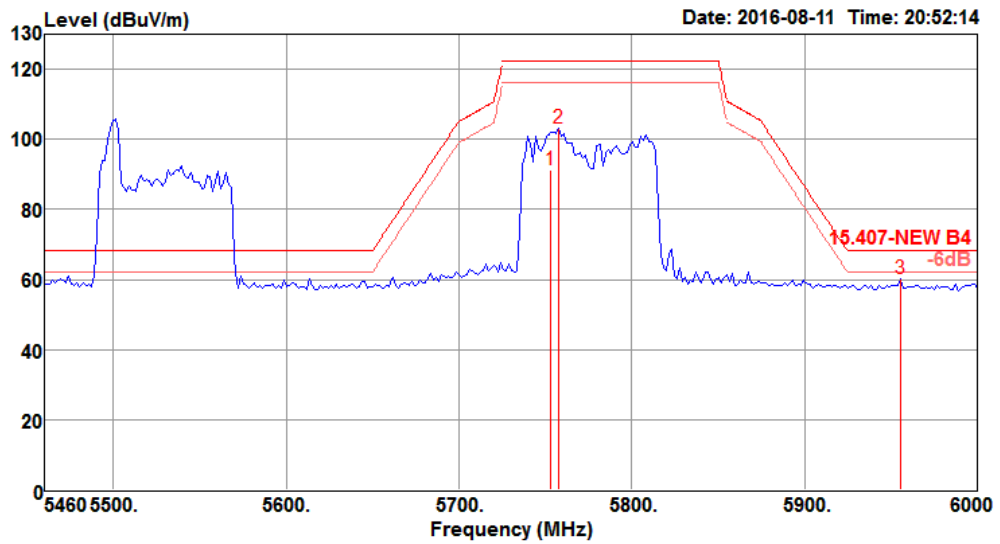
Channel 106



	Freq	Level	Limit	Over	Read	Cable	Antenna	Preamp	A/Pos	T/Pos	Remark	Pol/Phase
	MHz	dBuV/m	dBuV/m	dB	dBuV	dB	dB/m	dB	cm	deg		
1	5460.00	53.54	54.00	-0.46	45.62	7.69	35.15	34.92	286	170	Average	VERTICAL
2	5460.00	67.30	74.00	-6.70	59.38	7.69	35.15	34.92	286	170	Peak	VERTICAL
3	5465.20	53.02	54.00	-0.98	45.05	7.72	35.17	34.92	286	170	Average	VERTICAL
4	5465.20	68.62	74.00	-5.38	60.65	7.72	35.17	34.92	286	170	Peak	VERTICAL
5	5498.80	111.23			103.18	7.77	35.20	34.92	286	170	Peak	VERTICAL
6	5499.60	100.10			92.05	7.77	35.20	34.92	286	170	Average	VERTICAL

Item 5, 6 are the fundamental frequency at 5530 MHz.

Channel 155

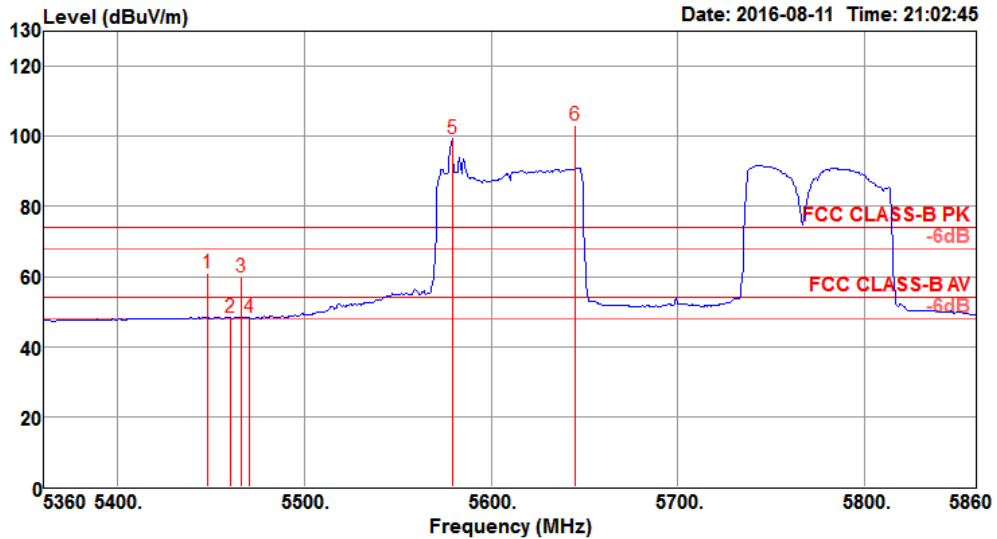


	Freq	Level	Limit Line	Over Limit	Read Level	CableAntenna Loss	Antenna Factor	Preamp Factor	A/Pos	T/Pos	Remark	Pol/Phase
	MHz	dBuV/m	dBuV/m	dB	dBuV	dB	dB/m	dB	cm	deg		
1	5752.60	91.11			83.03	7.77	35.25	34.94	290	151	Peak	HORIZONTAL
2	5757.40	103.17			95.12	7.75	35.25	34.95	290	151	Peak	HORIZONTAL
3	5955.80	60.19	68.20	-8.01	51.90	7.97	35.29	34.97	290	151	Peak	HORIZONTAL

Item 1, 2 are the fundamental frequency at 5775 MHz.

Temperature	22°C	Humidity	54%
Test Engineer	Zero Chen & Stim Sung & Steven Liang	Configurations	IEEE 802.11ac MCS0/Nss2 VHT80+80 Type 11 / CH 122+155 / Chain 1 + Chain 2 + Chain 3 + Chain 4

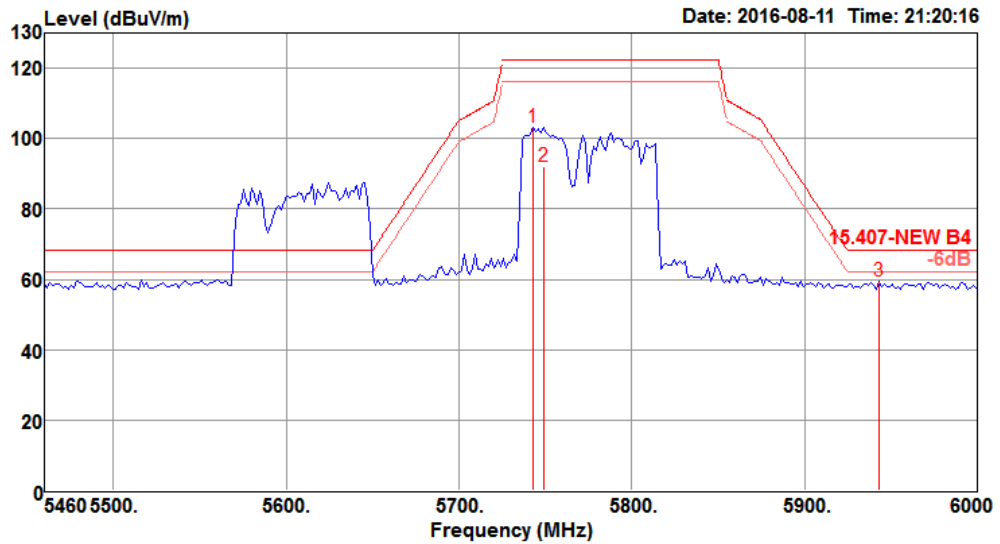
Channel 122



	Freq	Level	Limit	Over	Read	Cable	Antenna	Preamp	A/Pos	T/Pos	Remark	Pol/Phase
	MHz	dBuV/m	dBuV/m	dB	dBuV	dB	dB/m	dB	cm	deg		
1	5448.00	60.96	74.00	-13.04	53.04	7.69	35.15	34.92	281	168	Peak	VERTICAL
2	5460.00	48.20	54.00	-5.80	40.28	7.69	35.15	34.92	281	168	Average	VERTICAL
3	5466.00	59.67	74.00	-14.33	51.70	7.72	35.17	34.92	281	168	Peak	VERTICAL
4	5470.00	48.22	54.00	-5.78	40.25	7.72	35.17	34.92	281	168	Average	VERTICAL
5	5579.00	99.35			91.15	7.91	35.22	34.93	281	168	Average	VERTICAL
6	5645.20	103.36			95.18	7.88	35.23	34.93	281	168	Peak	VERTICAL

Item 5, 6 are the fundamental frequency at 5610 MHz.

Channel 155

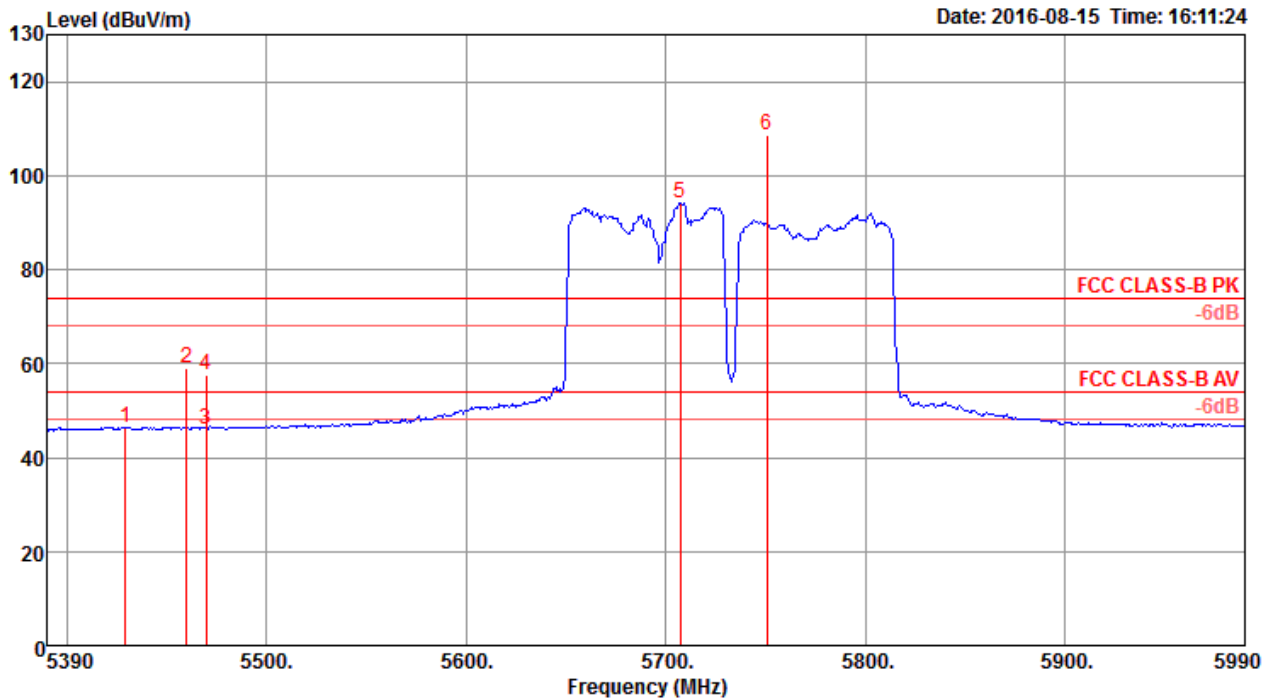


	Freq	Level	Limit Line	Over Limit	Read Level	CableAntenna Loss	Antenna Factor	Preamp Factor	A/Pos	T/Pos	Remark	Pol/Phase
	MHz	dBuV/m	dBuV/m	dB	dBuV	dB	dB/m	dB	cm	deg		
1	5743.00	103.33			95.25	7.77	35.25	34.94	300	141	Peak	HORIZONTAL
2	5749.40	92.01			83.93	7.77	35.25	34.94	300	141	Peak	HORIZONTAL
3	5943.00	59.63	68.20	-8.57	51.34	7.97	35.29	34.97	300	141	Peak	HORIZONTAL

Item 1, 2 are the fundamental frequency at 5775 MHz.

Temperature	22°C	Humidity	54%
Test Engineer	Zero Chen & Stim Sung & Steven Liang	Configurations	IEEE 802.11ac MCS0/Nss2 VHT80+80 Type 12 / CH 138+155 / Chain 1 + Chain 2 + Chain 3 + Chain 4

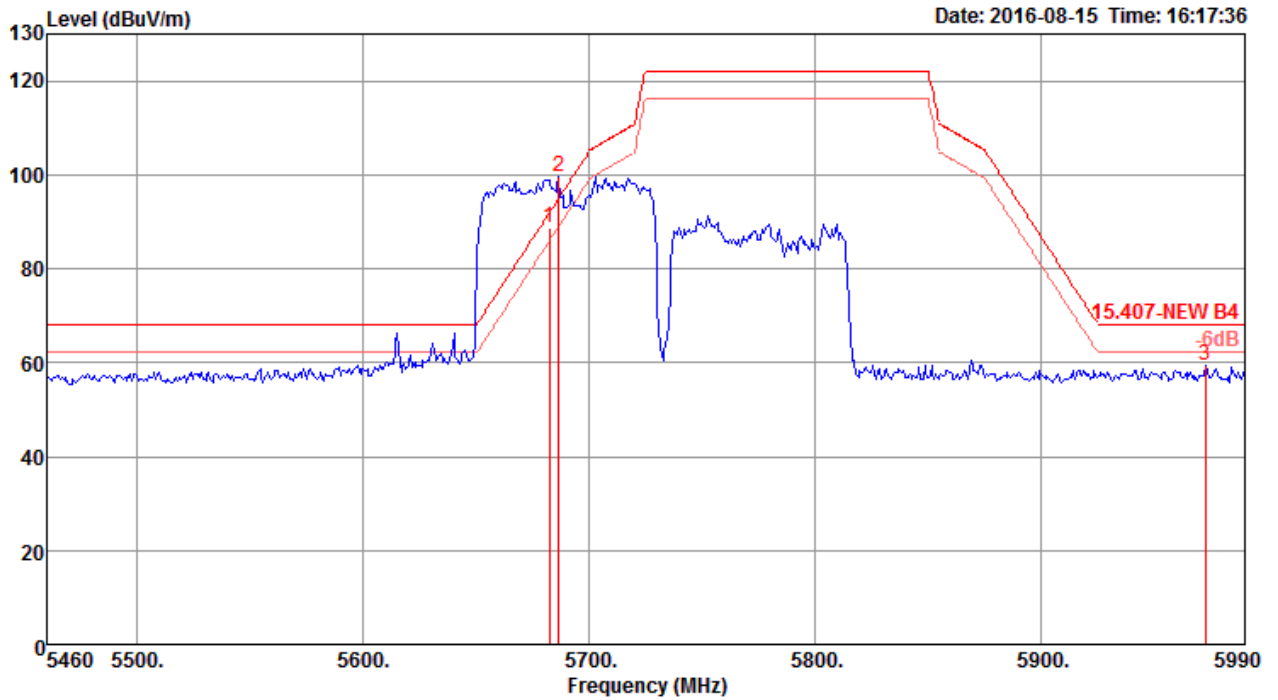
Channel 138 (UNII 2C)



	Freq	Level	Limit	Over	Read	CableAntenna	Preamp	A/Pos	T/Pos	Remark	Pol/Phase
	MHz	dBuV/m	dBuV/m	dB	dBuV	dB	dB/m	dB	cm	deg	
1	5429.42	46.49	54.00	-7.51	38.57	6.67	34.18	32.93	281	178 Average	VERTICAL
2	5460.00	58.92	74.00	-15.08	50.94	6.68	34.23	32.93	281	178 Peak	VERTICAL
3	5470.00	46.15	54.00	-7.85	38.14	6.69	34.25	32.93	281	178 Average	VERTICAL
4	5470.00	57.54	74.00	-16.46	49.53	6.69	34.25	32.93	281	178 Peak	VERTICAL
5	5707.31	94.19			85.87	6.87	34.43	32.98	281	178 Average	VERTICAL
6	5750.58	108.52			100.17	6.90	34.45	33.00	281	178 Peak	VERTICAL

Item 5, 6 are the fundamental frequency at 5690 MHz.

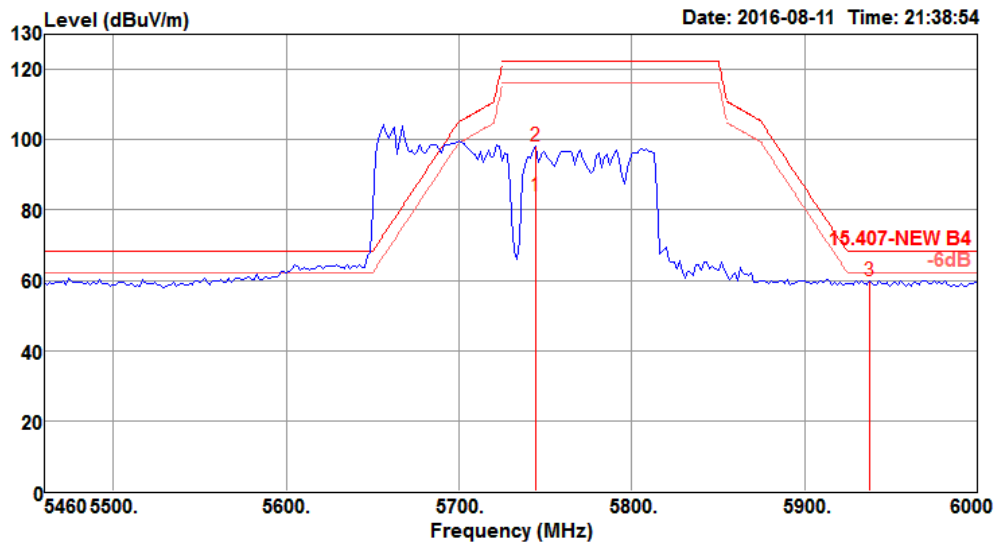
Channel 138 (UNII 3)



	Freq	Level	Limit	Over	Read	CableAntenna	Preamp	A/Pos	T/Pos	Remark	Pol/Phase
	MHz	dBuV/m	dBuV/m	dB	dBuV	dB	dB/m	dB	cm	deg	
1	5682.31	88.64			80.38	6.83	34.41	32.98	298	292 Average	HORIZONTAL
2	5686.40	99.42			91.16	6.83	34.41	32.98	298	292 Peak	HORIZONTAL
3	5972.60	59.24	68.20	-8.96	50.72	6.99	34.58	33.05	298	292 Peak	HORIZONTAL

Item 1, 2 are the fundamental frequency at 5690 MHz.

Channel 155

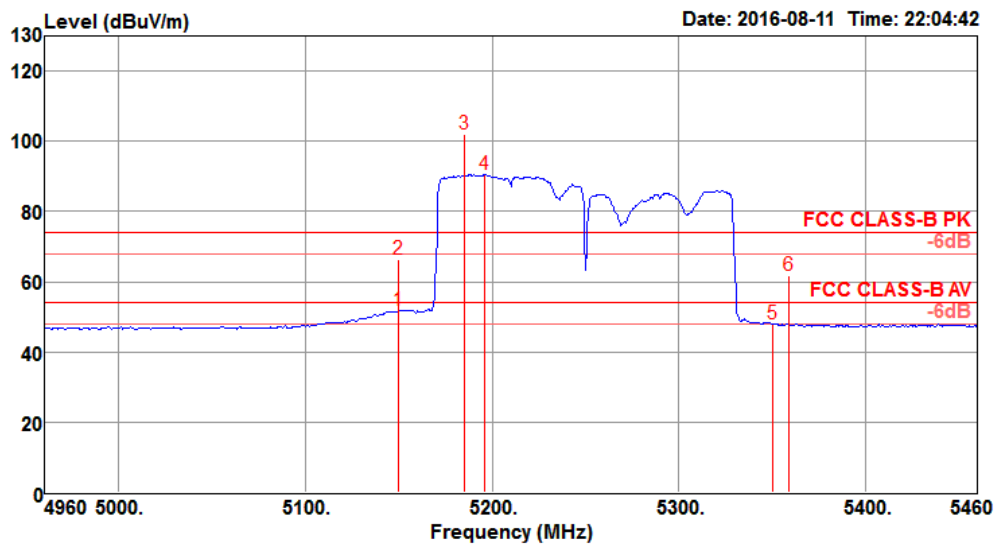


	Freq	Level	Limit	Over	Read	CableAntenna	Preamp	A/Pos	T/Pos	Remark	Pol/Phase
	MHz	dBuV/m	dBuV/m	dB	dBuV	dB	dB/m	dB	cm	deg	
1	5744.40	84.05			75.97	7.77	35.25	34.94	300	48 Average	HORIZONTAL
2	5744.40	98.05			89.97	7.77	35.25	34.94	300	48 Peak	HORIZONTAL
3	5938.00	60.02	68.20	-8.18	51.75	7.94	35.29	34.96	300	48 Peak	HORIZONTAL

Item 1, 2 are the fundamental frequency at 5775 MHz.

Temperature	22°C	Humidity	54%
Test Engineer	Zero Chen & Stim Sung & Steven Liang	Configurations	IEEE 802.11ac MCS0/Nss2 VHT80+80 Type 13 / CH 42+58 / Chain 1 + Chain 2 + Chain 3 + Chain 4

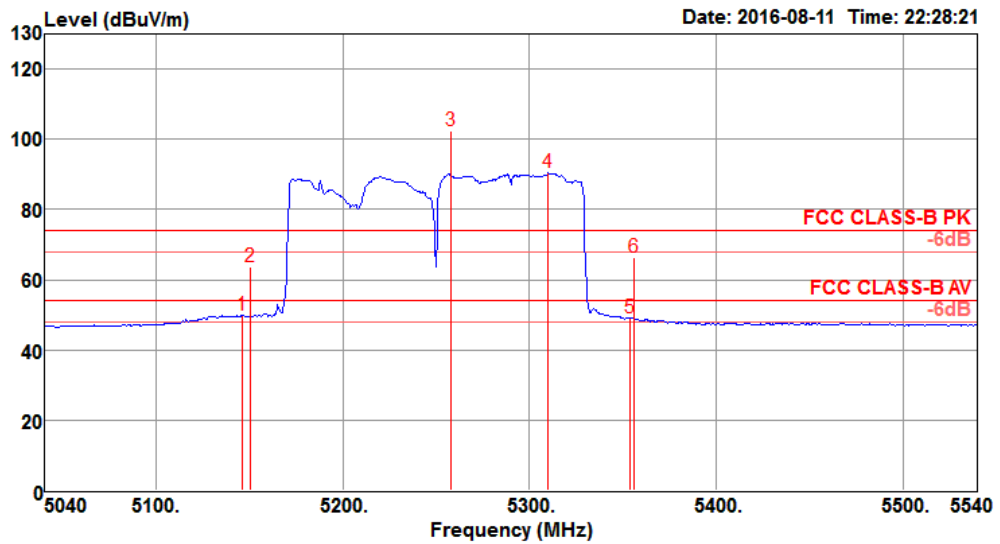
Channel 42



	Freq	Level	Limit	Over	Read	Cable	Antenna	Preamp	A/Pos	T/Pos	Remark	Pol/Phase
	MHz	dBuV/m	dBuV/m	dB	dBuV	dB	dB/m	dB	cm	deg		
1	5150.00	51.90	54.00	-2.10	44.48	7.48	34.85	34.91	300	360	Average	VERTICAL
2	5150.00	66.50	74.00	-7.50	59.08	7.48	34.85	34.91	300	360	Peak	VERTICAL
3	5185.00	101.87			94.42	7.48	34.88	34.91	300	360	Peak	VERTICAL
4	5196.00	90.59			83.12	7.48	34.90	34.91	300	360	Average	VERTICAL
5	5350.00	48.00	54.00	-6.00	40.30	7.56	35.05	34.91	300	360	Average	VERTICAL
6	5359.00	61.66	74.00	-12.34	53.95	7.56	35.06	34.91	300	360	Peak	VERTICAL

Item 3, 4 are the fundamental frequency at 5210 MHz.

Channel 58

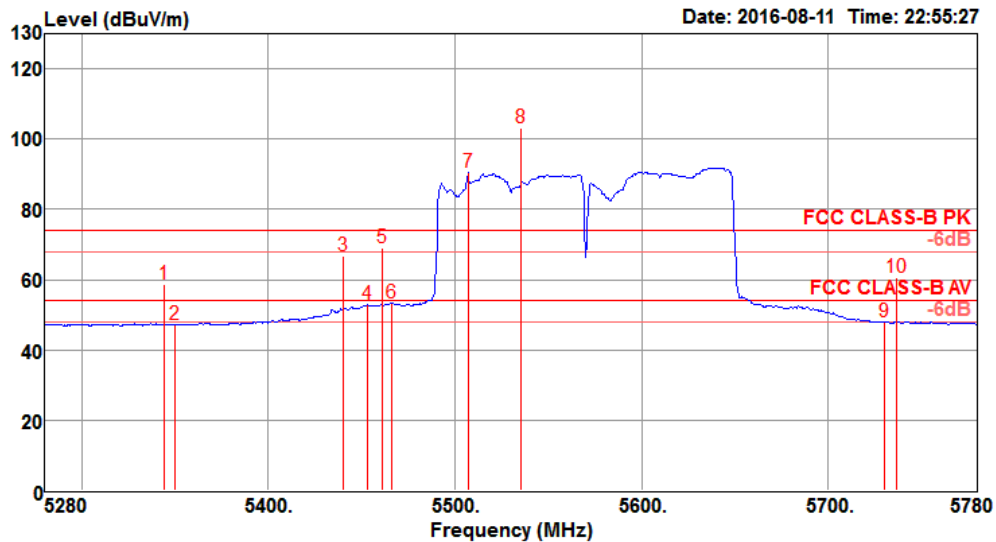


	Freq	Level	Limit	Over	Read	CableAntenna	Preamp	A/Pos	T/Pos	Remark	Pol/Phase	
	MHz	dBuV/m	dBuV/m	dB	dBuV	dB	dB/m	dB	cm	deg		
1	5146.00	49.96	54.00	-4.04	42.54	7.48	34.85	34.91	300	228	Average	VERTICAL
2	5150.00	63.73	74.00	-10.27	56.31	7.48	34.85	34.91	300	228	Peak	VERTICAL
3	5258.00	102.32			94.76	7.51	34.96	34.91	300	228	Peak	VERTICAL
4	5310.00	90.38			82.73	7.54	35.02	34.91	300	228	Average	VERTICAL
5	5354.00	49.16	54.00	-4.84	41.46	7.56	35.05	34.91	300	228	Average	VERTICAL
6	5356.00	66.41	74.00	-7.59	58.70	7.56	35.06	34.91	300	228	Peak	VERTICAL

Item 3, 4 are the fundamental frequency at 5290 MHz.

Temperature	22°C	Humidity	54%
Test Engineer	Zero Chen & Stim Sung & Steven Liang	Configurations	IEEE 802.11ac MCS0/Nss2 VHT80+80 Type 14 / CH 106+122 / Chain 1 + Chain 2 + Chain 3 + Chain 4

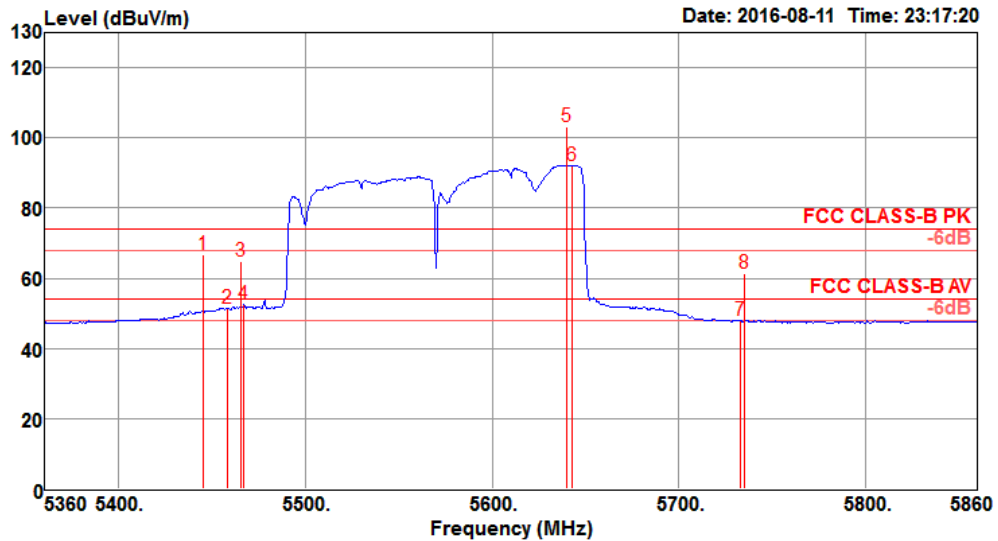
Channel 106



	Freq	Level	Limit Line	Over Limit	Read Level	CableAntenna Loss	Preamp Factor	A/Pos	T/Pos	Remark	Pol/Phase	
	MHz	dBuV/m	dBuV/m	dB	dBuV	dB	dB/m	dB	cm	deg		
1	5344.00	58.82	74.00	-15.18	51.12	7.56	35.05	34.91	300	174	Peak	VERTICAL
2	5350.00	47.23	54.00	-6.77	39.53	7.56	35.05	34.91	300	174	Average	VERTICAL
3	5440.00	66.85	74.00	-7.15	58.97	7.66	35.14	34.92	300	174	Peak	VERTICAL
4	5453.00	52.88	54.00	-1.12	44.96	7.69	35.15	34.92	300	174	Average	VERTICAL
5	5461.00	69.20	74.00	-4.80	61.28	7.69	35.15	34.92	300	174	Peak	VERTICAL
6	5466.00	53.39	54.00	-0.61	45.42	7.72	35.17	34.92	300	174	Average	VERTICAL
7	5507.00	90.53			82.48	7.77	35.20	34.92	300	174	Peak	VERTICAL
8	5535.40	103.24			95.12	7.83	35.21	34.92	300	174	Peak	VERTICAL
9	5730.00	48.12	54.00	-5.88	40.02	7.79	35.25	34.94	300	174	Average	VERTICAL
10	5737.00	60.53	74.00	-13.47	52.43	7.79	35.25	34.94	300	174	Peak	VERTICAL

Item 7, 8 are the fundamental frequency at 5530 MHz.

Channel 122



	Freq	Level	Limit Line	Over Limit	Read Level	CableAntenna Loss	Preamp Factor	A/Pos	T/Pos	Remark	Pol/Phase	
	MHz	dBuV/m	dBuV/m	dB	dBuV	dB	dB/m	dB	cm	deg		
1	5445.00	66.60	74.00	-7.40	58.72	7.66	35.14	34.92	290	184	Peak	VERTICAL
2	5458.00	51.41	54.00	-2.59	43.49	7.69	35.15	34.92	290	184	Average	VERTICAL
3	5465.00	64.77	74.00	-9.23	56.80	7.72	35.17	34.92	290	184	Peak	VERTICAL
4	5467.00	52.41	54.00	-1.59	44.44	7.72	35.17	34.92	290	184	Average	VERTICAL
5	5640.00	103.27			95.07	7.90	35.23	34.93	290	184	Peak	VERTICAL
6	5643.00	92.19			84.01	7.88	35.23	34.93	290	184	Average	VERTICAL
7	5733.00	47.99	54.00	-6.01	39.89	7.79	35.25	34.94	290	184	Average	VERTICAL
8	5735.00	61.29	74.00	-12.71	53.19	7.79	35.25	34.94	290	184	Peak	VERTICAL

Item 5, 6 are the fundamental frequency at 5610 MHz.

Note:

Emission level (dBUV/m) = 20 log Emission level (uV/m)

Corrected Reading: Antenna Factor + Cable Loss + Read Level - Preamp Factor = Level

4.8. Frequency Stability Measurement

4.8.1. Limit

In-band emission is maintained within the band of operation under all conditions of normal operation as specified in the user's manual.

The transmitter center frequency tolerance shall be ± 20 ppm maximum for the 5 GHz band (IEEE 802.11n specification).

4.8.2. Measuring Instruments and Setting

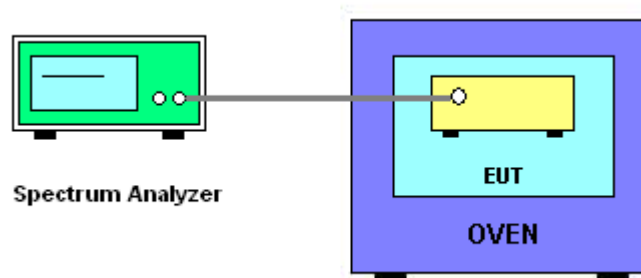
Please refer to section 5 of equipments list in this report. The following table is the setting of the spectrum analyzer.

Spectrum Parameter	Setting
Attenuation	Auto
Span Frequency	Entire absence of modulation emissions bandwidth
RBW	10 kHz
VBW	10 kHz
Sweep Time	Auto

4.8.3. Test Procedures

1. The transmitter output (antenna port) was connected to the spectrum analyzer.
2. EUT have transmitted absence of modulation signal and fixed channelize.
3. Set the spectrum analyzer span to view the entire absence of modulation emissions bandwidth.
4. Set RBW = 10 kHz, VBW = 10 kHz with peak detector and maxhold settings.
5. f_c is declaring of channel frequency. Then the frequency error formula is $(f_c - f) / f_c \times 10^6$ ppm and the limit is less than ± 20 ppm (IEEE 802.11n specification).
6. Allow sufficient time (approximately 30 min) for the temperature of the chamber to stabilize, turn the EUT on and measure the operating frequency after 2, 5, and 10 minutes.
7. The test extreme voltage is to change the primary supply voltage from 85 to 115 percent of the nominal value
8. Extreme temperature is $-30^\circ\text{C} \sim 70^\circ\text{C}$.

4.8.4. Test Setup Layout



4.8.5. Test Deviation

There is no deviation with the original standard.

4.8.6. EUT Operation during Test

The EUT was programmed to be in continuously un-modulation transmitting mode.

4.8.7. Test Result of Frequency Stability

Temperature	22°C	Humidity	54%
Test Engineer	Gary Chu	Test Date	Aug. 05, 2016

Mode: 20 MHz / Chain 1

Voltage vs. Frequency Stability

Voltage (V)	Measurement Frequency (MHz)			
	5200 MHz			
	0 Minute	2 Minute	5 Minute	10 Minute
126.50	5199.9823	5199.9818	5199.9810	5199.9809
110.00	5199.9822	5199.9817	5199.9812	5199.9809
93.50	5199.9812	5199.9806	5199.9804	5199.9799
Max. Deviation (MHz)	0.0188	0.0194	0.0196	0.0201
Max. Deviation (ppm)	3.62	3.73	3.77	3.87
Result	Complies			

Temperature vs. Frequency Stability

Temperature (°C)	Measurement Frequency (MHz)			
	5200 MHz			
	0 Minute	2 Minute	5 Minute	10 Minute
-30	5199.9846	5199.9840	5199.9830	5199.9822
-20	5199.9839	5199.9835	5199.9831	5199.9823
-10	5199.9834	5199.9831	5199.9826	5199.9817
0	5199.9830	5199.9827	5199.9820	5199.9810
10	5199.9824	5199.9822	5199.9819	5199.9813
20	5199.9822	5199.9812	5199.9805	5199.9798
30	5199.9813	5199.9808	5199.9801	5199.9795
40	5199.9804	5199.9800	5199.9790	5199.9783
50	5199.9799	5199.9789	5199.9782	5199.9772
60	5199.9785	5199.9778	5199.9769	5199.9760
70	5199.9789	5199.9783	5199.9776	5199.9769
Max. Deviation (MHz)	0.0211	0.0217	0.0224	0.0231
Max. Deviation (ppm)	4.05	4.17	4.30	4.44
Result	Complies			

Voltage vs. Frequency Stability

Voltage	Measurement Frequency (MHz)			
(V)	5300 MHz			
	0 Minute	2 Minute	5 Minute	10 Minute
126.50	5299.9825	5299.9822	5299.9813	5299.9810
110.00	5299.9822	5299.9821	5299.9815	5299.9809
93.50	5299.9814	5299.9806	5299.9799	5299.9792
Max. Deviation (MHz)	0.0186	0.0194	0.0201	0.0208
Max. Deviation (ppm)	3.51	3.66	3.79	3.92
Result	Complies			

Temperature vs. Frequency Stability

Temperature	Measurement Frequency (MHz)			
(°C)	5300 MHz			
	0 Minute	2 Minute	5 Minute	10 Minute
-30	5299.9861	5299.9860	5299.9856	5299.9847
-20	5299.9843	5299.9837	5299.9831	5299.9824
-10	5299.9836	5299.9829	5299.9822	5299.9819
0	5299.9834	5299.9832	5299.9825	5299.9823
10	5299.9828	5299.9823	5299.9814	5299.9806
20	5299.9822	5299.9815	5299.9811	5299.9803
30	5299.9813	5299.9803	5299.9796	5299.9787
40	5299.9804	5299.9799	5299.9790	5299.9785
50	5299.9805	5299.9795	5299.9785	5299.9782
60	5299.9797	5299.9787	5299.9780	5299.9779
70	5299.9802	5299.9801	5299.9793	5299.9791
Max. Deviation (MHz)	0.0198	0.0201	0.0210	0.0215
Max. Deviation (ppm)	3.73	3.79	3.96	4.05
Result	Complies			

Voltage vs. Frequency Stability

Voltage	Measurement Frequency (MHz)			
(V)	5580 MHz			
	0 Minute	2 Minute	5 Minute	10 Minute
126.50	5579.9832	5579.9826	5579.9818	5579.9815
110.00	5579.9822	5579.9820	5579.9816	5579.9812
93.50	5579.9819	5579.9818	5579.9817	5579.9815
Max. Deviation (MHz)	0.0181	0.0182	0.0184	0.0188
Max. Deviation (ppm)	3.24	3.26	3.30	3.37
Result	Complies			

Temperature vs. Frequency Stability

Temperature	Measurement Frequency (MHz)			
(°C)	5580 MHz			
	0 Minute	2 Minute	5 Minute	10 Minute
-30	5579.9874	5579.9872	5579.9863	5579.9855
-20	5579.9870	5579.9868	5579.9865	5579.9859
-10	5579.9851	5579.9849	5579.9843	5579.9836
0	5579.9846	5579.9839	5579.9829	5579.9825
10	5579.9834	5579.9833	5579.9831	5579.9830
20	5579.9822	5579.9815	5579.9807	5579.9799
30	5579.9813	5579.9807	5579.9805	5579.9796
40	5579.9805	5579.9798	5579.9791	5579.9788
50	5579.9811	5579.9801	5579.9793	5579.9784
60	5579.9808	5579.9803	5579.9794	5579.9787
70	5579.9787	5579.9779	5579.9774	5579.9767
Max. Deviation (MHz)	0.0213	0.0221	0.0226	0.0233
Max. Deviation (ppm)	3.81	3.96	4.04	4.17
Result	Complies			

Voltage vs. Frequency Stability

Voltage	Measurement Frequency (MHz)			
(V)	5785 MHz			
	0 Minute	2 Minute	5 Minute	10 Minute
126.50	5784.9829	5784.9822	5784.9820	5784.9811
110.00	5784.9822	5784.9815	5784.9813	5784.9804
93.50	5784.9819	5784.9810	5784.9803	5784.9801
Max. Deviation (MHz)	0.0181	0.0190	0.0197	0.0199
Max. Deviation (ppm)	3.13	3.28	3.41	3.44
Result	Complies			

Temperature vs. Frequency Stability

Temperature	Measurement Frequency (MHz)			
(°C)	5785 MHz			
	0 Minute	2 Minute	5 Minute	10 Minute
-30	5784.9879	5784.9870	5784.9867	5784.9864
-20	5784.9860	5784.9858	5784.9857	5784.9848
-10	5784.9854	5784.9845	5784.9836	5784.9833
0	5784.9848	5784.9841	5784.9837	5784.9835
10	5784.9832	5784.9830	5784.9821	5784.9818
20	5784.9822	5784.9820	5784.9815	5784.9805
30	5784.9813	5784.9808	5784.9800	5784.9797
40	5784.9803	5784.9800	5784.9791	5784.9789
50	5784.9811	5784.9807	5784.9805	5784.9799
60	5784.9804	5784.9803	5784.9799	5784.9796
70	5784.9800	5784.9797	5784.9795	5784.9793
Max. Deviation (MHz)	0.0200	0.0203	0.0209	0.0211
Max. Deviation (ppm)	3.45	3.50	3.61	3.64
Result	Complies			

Mode: 40 MHz / Chain 1

Voltage vs. Frequency Stability

Voltage	Measurement Frequency (MHz)			
(V)	5190 MHz			
	0 Minute	2 Minute	5 Minute	10 Minute
126.50	5189.9832	5189.9831	5189.9828	5189.9823
110.00	5189.9822	5189.9812	5189.9806	5189.9803
93.50	5189.9820	5189.9817	5189.9816	5189.9814
Max. Deviation (MHz)	0.0180	0.0188	0.0194	0.0197
Max. Deviation (ppm)	3.47	3.62	3.74	3.80
Result	Complies			

Temperature vs. Frequency Stability

Temperature	Measurement Frequency (MHz)			
(°C)	5190 MHz			
	0 Minute	2 Minute	5 Minute	10 Minute
-30	5189.9853	5189.9845	5189.9842	5189.9837
-20	5189.9850	5189.9844	5189.9841	5189.9833
-10	5189.9847	5189.9843	5189.9839	5189.9831
0	5189.9838	5189.9829	5189.9825	5189.9816
10	5189.9837	5189.9831	5189.9830	5189.9823
20	5189.9822	5189.9816	5189.9806	5189.9802
30	5189.9813	5189.9803	5189.9797	5189.9794
40	5189.9799	5189.9795	5189.9791	5189.9788
50	5189.9799	5189.9795	5189.9790	5189.9789
60	5189.9794	5189.9793	5189.9786	5189.9782
70	5189.9781	5189.9771	5189.9767	5189.9763
Max. Deviation (MHz)	0.0219	0.0229	0.0233	0.0237
Max. Deviation (ppm)	4.21	4.41	4.48	4.56
Result	Complies			

Voltage vs. Frequency Stability

Voltage	Measurement Frequency (MHz)			
(V)	5310 MHz			
	0 Minute	2 Minute	5 Minute	10 Minute
126.50	5309.9823	5309.9818	5309.9817	5309.9814
110.00	5309.9822	5309.9815	5309.9808	5309.9798
93.50	5309.9816	5309.9810	5309.9808	5309.9806
Max. Deviation (MHz)	0.0184	0.0190	0.0192	0.0202
Max. Deviation (ppm)	3.47	3.58	3.62	3.80
Result	Complies			

Temperature vs. Frequency Stability

Temperature	Measurement Frequency (MHz)			
(°C)	5310 MHz			
	0 Minute	2 Minute	5 Minute	10 Minute
-30	5309.9877	5309.9867	5309.9862	5309.9860
-20	5309.9871	5309.9870	5309.9862	5309.9861
-10	5309.9864	5309.9859	5309.9850	5309.9849
0	5309.9851	5309.9847	5309.9838	5309.9836
10	5309.9836	5309.9831	5309.9824	5309.9816
20	5309.9822	5309.9819	5309.9811	5309.9810
30	5309.9813	5309.9810	5309.9805	5309.9802
40	5309.9803	5309.9800	5309.9796	5309.9788
50	5309.9798	5309.9794	5309.9788	5309.9780
60	5309.9799	5309.9791	5309.9784	5309.9776
70	5309.9795	5309.9788	5309.9785	5309.9784
Max. Deviation (MHz)	0.0205	0.0212	0.0215	0.0216
Max. Deviation (ppm)	3.85	3.99	4.04	4.06
Result	Complies			

Voltage vs. Frequency Stability

Voltage	Measurement Frequency (MHz)			
(V)	5550 MHz			
	0 Minute	2 Minute	5 Minute	10 Minute
126.50	5549.9832	5549.9827	5549.9819	5549.9812
110.00	5549.9822	5549.9819	5549.9818	5549.9815
93.50	5549.9820	5549.9816	5549.9807	5549.9803
Max. Deviation (MHz)	0.0180	0.0184	0.0193	0.0197
Max. Deviation (ppm)	3.24	3.32	3.48	3.55
Result	Complies			

Temperature vs. Frequency Stability

Temperature	Measurement Frequency (MHz)			
(°C)	5550 MHz			
	0 Minute	2 Minute	5 Minute	10 Minute
-30	5549.9859	5549.9850	5549.9848	5549.9840
-20	5549.9842	5549.9840	5549.9830	5549.9828
-10	5549.9838	5549.9837	5549.9836	5549.9834
0	5549.9835	5549.9828	5549.9825	5549.9819
10	5549.9825	5549.9821	5549.9818	5549.9817
20	5549.9822	5549.9818	5549.9814	5549.9809
30	5549.9813	5549.9803	5549.9801	5549.9798
40	5549.9806	5549.9801	5549.9799	5549.9796
50	5549.9797	5549.9787	5549.9781	5549.9778
60	5549.9807	5549.9797	5549.9790	5549.9789
70	5549.9799	5549.9796	5549.9794	5549.9787
Max. Deviation (MHz)	0.0201	0.0204	0.0206	0.0213
Max. Deviation (ppm)	3.62	3.67	3.71	3.83
Result	Complies			

Voltage vs. Frequency Stability

Voltage	Measurement Frequency (MHz)			
(V)	5755 MHz			
	0 Minute	2 Minute	5 Minute	10 Minute
126.50	5754.9824	5754.9822	5754.9813	5754.9804
110.00	5754.9822	5754.9814	5754.9806	5754.9803
93.50	5754.9818	5754.9816	5754.9810	5754.9800
Max. Deviation (MHz)	0.0182	0.0186	0.0194	0.0200
Max. Deviation (ppm)	3.16	3.23	3.37	3.48
Result	Complies			

Temperature vs. Frequency Stability

Temperature	Measurement Frequency (MHz)			
(°C)	5755 MHz			
	0 Minute	2 Minute	5 Minute	10 Minute
-30	5754.9872	5754.9865	5754.9863	5754.9862
-20	5754.9863	5754.9856	5754.9851	5754.9848
-10	5754.9858	5754.9848	5754.9842	5754.9836
0	5754.9838	5754.9834	5754.9828	5754.9825
10	5754.9833	5754.9825	5754.9822	5754.9812
20	5754.9822	5754.9814	5754.9810	5754.9808
30	5754.9813	5754.9808	5754.9803	5754.9794
40	5754.9811	5754.9808	5754.9803	5754.9794
50	5754.9804	5754.9799	5754.9791	5754.9783
60	5754.9806	5754.9801	5754.9793	5754.9789
70	5754.9802	5754.9796	5754.9795	5754.9789
Max. Deviation (MHz)	0.0198	0.0204	0.0205	0.0211
Max. Deviation (ppm)	3.44	3.54	3.56	3.66
Result	Complies			

Mode: 80 MHz / Chain 1

Voltage vs. Frequency Stability

Voltage	Measurement Frequency (MHz)			
(V)	5210 MHz			
	0 Minute	2 Minute	5 Minute	10 Minute
126.50	5209.9828	5209.9822	5209.9818	5209.9815
110.00	5209.9822	5209.9820	5209.9813	5209.9812
93.50	5209.9817	5209.9812	5209.9811	5209.9808
Max. Deviation (MHz)	0.0183	0.0188	0.0189	0.0192
Max. Deviation (ppm)	3.51	3.61	3.63	3.69
Result	Complies			

Temperature vs. Frequency Stability

Temperature	Measurement Frequency (MHz)			
(°C)	5210 MHz			
	0 Minute	2 Minute	5 Minute	10 Minute
-30	5209.9849	5209.9844	5209.9836	5209.9835
-20	5209.9846	5209.9837	5209.9830	5209.9827
-10	5209.9833	5209.9832	5209.9825	5209.9815
0	5209.9828	5209.9824	5209.9822	5209.9816
10	5209.9824	5209.9818	5209.9808	5209.9806
20	5209.9822	5209.9816	5209.9810	5209.9800
30	5209.9813	5209.9804	5209.9803	5209.9802
40	5209.9800	5209.9793	5209.9792	5209.9789
50	5209.9805	5209.9802	5209.9797	5209.9793
60	5209.9805	5209.9797	5209.9794	5209.9790
70	5209.9780	5209.9775	5209.9765	5209.9763
Max. Deviation (MHz)	0.0220	0.0225	0.0235	0.0237
Max. Deviation (ppm)	4.22	4.31	4.50	4.54
Result	Complies			

Voltage vs. Frequency Stability

Voltage	Measurement Frequency (MHz)			
(V)	5290 MHz			
	0 Minute	2 Minute	5 Minute	10 Minute
126.50	5289.9830	5289.9826	5289.9816	5289.9807
110.00	5289.9822	5289.9814	5289.9811	5289.9805
93.50	5289.9818	5289.9817	5289.9813	5289.9809
Max. Deviation (MHz)	0.0182	0.0186	0.0189	0.0195
Max. Deviation (ppm)	3.44	3.52	3.57	3.69
Result	Complies			

Temperature vs. Frequency Stability

Temperature	Measurement Frequency (MHz)			
(°C)	5290 MHz			
	0 Minute	2 Minute	5 Minute	10 Minute
-30	5289.9867	5289.9857	5289.9856	5289.9853
-20	5289.9857	5289.9847	5289.9837	5289.9829
-10	5289.9845	5289.9836	5289.9826	5289.9821
0	5289.9839	5289.9829	5289.9828	5289.9823
10	5289.9835	5289.9831	5289.9824	5289.9816
20	5289.9822	5289.9812	5289.9802	5289.9796
30	5289.9813	5289.9808	5289.9803	5289.9794
40	5289.9807	5289.9804	5289.9801	5289.9791
50	5289.9812	5289.9810	5289.9804	5289.9794
60	5289.9804	5289.9800	5289.9790	5289.9781
70	5289.9791	5289.9786	5289.9784	5289.9777
Max. Deviation (MHz)	0.0209	0.0214	0.0216	0.0223
Max. Deviation (ppm)	3.95	4.04	4.08	4.21
Result	Complies			

Voltage vs. Frequency Stability

Voltage	Measurement Frequency (MHz)			
(V)	5530 MHz			
	0 Minute	2 Minute	5 Minute	10 Minute
126.50	5529.9828	5529.9824	5529.9820	5529.9817
110.00	5529.9822	5529.9817	5529.9808	5529.9798
93.50	5529.9817	5529.9812	5529.9808	5529.9798
Max. Deviation (MHz)	0.0183	0.0188	0.0192	0.0202
Max. Deviation (ppm)	3.31	3.40	3.47	3.65
Result	Complies			

Temperature vs. Frequency Stability

Temperature	Measurement Frequency (MHz)			
(°C)	5530 MHz			
	0 Minute	2 Minute	5 Minute	10 Minute
-30	5529.9885	5529.9875	5529.9871	5529.9870
-20	5529.9867	5529.9863	5529.9862	5529.9854
-10	5529.9863	5529.9861	5529.9858	5529.9852
0	5529.9850	5529.9848	5529.9843	5529.9837
10	5529.9830	5529.9826	5529.9820	5529.9814
20	5529.9822	5529.9817	5529.9808	5529.9802
30	5529.9813	5529.9810	5529.9806	5529.9803
40	5529.9812	5529.9810	5529.9801	5529.9792
50	5529.9799	5529.9792	5529.9784	5529.9776
60	5529.9798	5529.9790	5529.9787	5529.9785
70	5529.9801	5529.9799	5529.9798	5529.9794
Max. Deviation (MHz)	0.0199	0.0201	0.0202	0.0208
Max. Deviation (ppm)	3.59	3.63	3.65	3.76
Result	Complies			

Voltage vs. Frequency Stability

Voltage	Measurement Frequency (MHz)			
(V)	5775 MHz			
	0 Minute	2 Minute	5 Minute	10 Minute
126.50	5774.9825	5774.9817	5774.9812	5774.9811
110.00	5774.9822	5774.9813	5774.9806	5774.9800
93.50	5774.9817	5774.9808	5774.9805	5774.9802
Max. Deviation (MHz)	0.0183	0.0192	0.0195	0.0200
Max. Deviation (ppm)	3.17	3.32	3.38	3.46
Result	Complies			

Temperature vs. Frequency Stability

Temperature	Measurement Frequency (MHz)			
(°C)	5775 MHz			
	0 Minute	2 Minute	5 Minute	10 Minute
-30	5774.9885	5774.9876	5774.9868	5774.9859
-20	5774.9867	5774.9863	5774.9858	5774.9850
-10	5774.9859	5774.9856	5774.9847	5774.9838
0	5774.9839	5774.9832	5774.9829	5774.9823
10	5774.9833	5774.9825	5774.9815	5774.9805
20	5774.9822	5774.9816	5774.9812	5774.9807
30	5774.9813	5774.9809	5774.9799	5774.9797
40	5774.9802	5774.9801	5774.9796	5774.9792
50	5774.9796	5774.9787	5774.9782	5774.9775
60	5774.9807	5774.9800	5774.9796	5774.9787
70	5774.9787	5774.9781	5774.9777	5774.9774
Max. Deviation (MHz)	0.0213	0.0219	0.0223	0.0226
Max. Deviation (ppm)	3.68	3.79	3.86	3.91
Result	Complies			

4.9. Antenna Requirements

4.9.1. Limit

Except for special regulations, the Low-power Radio-frequency Devices must not be equipped with any jacket for installing an antenna with extension cable. An intentional radiator shall be designed to ensure that no antenna other than that furnished by the responsible party shall be used with the device. The use of a permanently attached antenna or of an antenna that uses a unique coupling to the intentional radiator shall be considered sufficient to comply with the provisions of this Section. The manufacturer may design the unit so that the user can replace a broken antenna, but the use of a standard antenna jack or electrical connector is prohibited. Further, this requirement does not apply to intentional radiators that must be professionally installed.

4.9.2. Antenna Connector Construction

Please refer to section 3.3 in this test report; antenna connector complied with the requirements.

5. LIST OF MEASURING EQUIPMENTS

Instrument	Manufacturer	Model No.	Serial No.	Characteristics	Calibration Date	Remark
EMI Receiver	Agilent	N9038A	My52260123	9kHz ~ 8.45GHz	Jan. 27, 2016	Conduction (CO01-CB)
LISN	F.C.C.	FCC-LISN-50-16-2	04083	150kHz ~ 100MHz	Dec. 08, 2015	Conduction (CO01-CB)
LISN	Schwarzbeck	NSLK 8127	8127647	9kHz ~ 30MHz	Dec. 23, 2015	Conduction (CO01-CB)
COND Cable	Woken	Cable	01	150kHz ~ 30MHz	May 24, 2016	Conduction (CO01-CB)
Software	Audix	E3	6.120210n	-	N.C.R.	Conduction (CO01-CB)
Bilog Antenna	SCHAFFNER	CBL 6112B	2888	30MHz ~ 1GHz	Nov. 17, 2015	Radiation (03CH01-CB)
Loop Antenna	Teseq	HLA 6120	24155	9kHz - 30 MHz	Mar. 16, 2016*	Radiation (03CH01-CB)
Horn Antenna	EMCO	3115	00075790	750MHz ~ 18GHz	Oct. 22, 2015	Radiation (03CH01-CB)
Horn Antenna	Schwarzbeck	BBHA 9170	BBHA9170252	15GHz ~ 40GHz	Jul. 21, 2015	Radiation (03CH01-CB)
Horn Antenna	Schwarzbeck	BBHA 9170	BBHA9170252	15GHz ~ 40GHz	Jul. 25, 2016	Radiation (03CH01-CB)
Pre-Amplifier	Agilent	8447D	2944A10991	0.1MHz ~ 1.3GHz	Mar. 15, 2016	Radiation (03CH01-CB)
Pre-Amplifier	Agilent	8449B	3008A02310	1GHz ~ 26.5GHz	Jan. 18, 2016	Radiation (03CH01-CB)
Pre-Amplifier	WM	TF-130N-R1	923365	26GHz ~ 40GHz	Nov. 13, 2015	Radiation (03CH01-CB)
Spectrum Analyzer	R&S	FSP40	100056	9kHz ~ 40GHz	Oct. 27, 2015	Radiation (03CH01-CB)
EMI Test	R&S	ESCS	100355	9kHz ~ 2.75GHz	May 16, 2016	Radiation (03CH01-CB)
RF Cable-low	Woken	Low Cable-1	N/A	30 MHz ~ 1 GHz	Nov. 02, 2015	Radiation (03CH01-CB)
RF Cable-high	Woken	High Cable-16	N/A	1 GHz ~ 18 GHz	Nov. 02, 2015	Radiation (03CH01-CB)
RF Cable-high	Woken	High Cable-17	N/A	1 GHz ~ 18 GHz	Nov. 02, 2015	Radiation (03CH01-CB)
RF Cable-high	Woken	High Cable-40G-1	N/A	18GHz ~ 40 GHz	Nov. 02, 2015	Radiation (03CH01-CB)
RF Cable-high	Woken	High Cable-40G-2	N/A	18GHz ~ 40 GHz	Nov. 02, 2015	Radiation (03CH01-CB)
Test Software	Audix	E3	6.2009-10-7	N/A	N/A	Radiation (03CH01-CB)
Spectrum analyzer	R&S	FSV40	100979	9kHz~40GHz	Dec. 09, 2015	Conducted (TH01-CB)
Temp. and Humidity Chamber	Ten Billion	TTH-D3SP	TBN-931011	-30~100 degree	Jun. 03, 2016	Conducted (TH01-CB)
RF Cable-high	Woken	RG402	High Cable-6	1 GHz – 26.5 GHz	Nov. 02, 2015	Conducted (TH01-CB)
RF Cable-high	Woken	RG402	High Cable-7	1 GHz – 26.5 GHz	Nov. 02, 2015	Conducted (TH01-CB)
RF Cable-high	Woken	RG402	High Cable-8	1 GHz – 26.5 GHz	Nov. 02, 2015	Conducted (TH01-CB)



Instrument	Manufacturer	Model No.	Serial No.	Characteristics	Calibration Date	Remark
RF Cable-high	Woken	RG402	High Cable-9	1 GHz – 26.5 GHz	Nov. 02, 2015	Conducted (TH01-CB)
RF Cable-high	Woken	RG402	High Cable-10	1 GHz – 26.5 GHz	Nov. 02, 2015	Conducted (TH01-CB)
Power Sensor	Agilent	U2021XA	MY53410001	50MHz~18GHz	Nov. 02, 2015	Conducted (TH01-CB)

Note: Calibration Interval of instruments listed above is one year.

“*” Calibration Interval of instruments listed above is two years.

NCR means Non-Calibration required.

6. MEASUREMENT UNCERTAINTY

Test Items	Uncertainty	Remark
Conducted Emission (150kHz ~ 30MHz)	3.2 dB	Confidence levels of 95%
Radiated Emission (30MHz ~ 1,000MHz)	3.6 dB	Confidence levels of 95%
Radiated Emission (1GHz ~ 18GHz)	3.7 dB	Confidence levels of 95%
Radiated Emission (18GHz ~ 40GHz)	3.5 dB	Confidence levels of 95%
Conducted Emission	1.7 dB	Confidence levels of 95%