

## Summary

Test	Frequency (MHz)	Nominal Power (dBm)	Nominal Bandwidth (MHz)	Result
Emission Bandwidth 26 dB	5480.000	30.0	10.000000	PASS
RF output power	5480.000	30.0	10.000000	PASS
Power Spectral Density	5480.000	30.0	10.000000	PASS
Occupied Channel Bandwidth 99%	5480.000	30.0	10.000000	PASS
Frequency stability	5480.000	30.0	10.000000	PASS
Tx Spurious Emission	5480.000	30.0	10.000000	PASS
Power Spectral Density	5600.000	30.0	10.000000	PASS
Power Spectral Density	5715.000	30.0	10.000000	PASS
Frequency stability	5715.000	30.0	10.000000	PASS
Power Spectral Density	5485.000	30.0	20.000000	PASS
Power Spectral Density	5600.000	30.0	20.000000	PASS
Power Spectral Density	5710.000	30.0	20.000000	PASS
Power Spectral Density	5600.000	30.0	30.000000	PASS
Power Spectral Density	5705.000	30.0	30.000000	PASS
Power Spectral Density	5495.000	30.0	40.000000	PASS
Power Spectral Density	5600.000	30.0	40.000000	PASS
Power Spectral Density	5700.000	30.0	40.000000	PASS
Power Spectral Density	5500.000	30.0	50.000000	PASS
Power Spectral Density	5600.000	30.0	50.000000	PASS
Power Spectral Density	5695.000	30.0	50.000000	PASS
Emissions in restricted frequency bands (Average)	5480.000	30.0	10.000000	PASS
Power Spectral Density	5490.000	30.0	30.000000	PASS
RF output power	5600.000	30.0	10.000000	PASS
RF output power	5715.000	30.0	10.000000	PASS
RF output power	5485.000	30.0	20.000000	PASS
RF output power	5600.000	30.0	20.000000	PASS
RF output power	5710.000	30.0	20.000000	PASS
RF output power	5495.000	30.0	40.000000	PASS
RF output power	5600.000	30.0	40.000000	PASS
RF output power	5700.000	30.0	40.000000	PASS
RF output power	5490.000	30.0	30.000000	PASS
RF output power	5600.000	30.0	30.000000	PASS
RF output power	5705.000	30.0	30.000000	PASS
RF output power	5500.000	30.0	50.000000	PASS
RF output power	5600.000	30.0	50.000000	PASS
RF output power	5695.000	30.0	50.000000	PASS
Emission Bandwidth 26 dB	5600.000	30.0	10.000000	PASS
Emission Bandwidth 26 dB	5715.000	30.0	10.000000	PASS
Emission Bandwidth 26 dB	5485.000	30.0	20.000000	PASS
Emission Bandwidth 26 dB	5600.000	30.0	20.000000	PASS
Emission Bandwidth 26 dB	5710.000	30.0	20.000000	PASS
Emission Bandwidth 26 dB	5495.000	30.0	40.000000	PASS
Emission Bandwidth 26 dB	5600.000	30.0	40.000000	PASS
Emission Bandwidth 26 dB	5700.000	30.0	40.000000	PASS
Emission Bandwidth 26 dB	5490.000	30.0	30.000000	PASS
Emission Bandwidth 26 dB	5600.000	30.0	30.000000	PASS
Emission Bandwidth 26 dB	5705.000	30.0	30.000000	PASS
Emission Bandwidth 26 dB	5500.000	30.0	50.000000	PASS
Emission Bandwidth 26 dB	5600.000	30.0	50.000000	PASS
Emission Bandwidth 26 dB	5695.000	30.0	50.000000	PASS
Occupied Channel Bandwidth 99%	5600.000	30.0	10.000000	PASS
Occupied Channel Bandwidth 99%	5715.000	30.0	10.000000	PASS
Occupied Channel Bandwidth 99%	5485.000	30.0	20.000000	PASS
Occupied Channel Bandwidth 99%	5600.000	30.0	20.000000	PASS
Occupied Channel Bandwidth 99%	5495.000	30.0	40.000000	PASS
Occupied Channel Bandwidth 99%	5710.000	30.0	20.000000	PASS
Occupied Channel Bandwidth 99%	5600.000	30.0	40.000000	PASS
Occupied Channel Bandwidth 99%	5700.000	30.0	40.000000	PASS
Occupied Channel Bandwidth 99%	5490.000	30.0	30.000000	PASS
Occupied Channel Bandwidth 99%	5600.000	30.0	30.000000	PASS
Occupied Channel Bandwidth 99%	5705.000	30.0	30.000000	PASS

Test	Frequency (MHz)	Nominal Power (dBm)	Nominal Bandwidth (MHz)	Result
Occupied Channel Bandwidth 99%	5500.000	30.0	50.000000	PASS
Occupied Channel Bandwidth 99%	5600.000	30.0	50.000000	PASS
Occupied Channel Bandwidth 99%	5695.000	30.0	50.000000	PASS
Emissions in restricted frequency bands (Average)(2)	5480.000	30.0	10.000000	PASS
Emissions in restricted frequency bands (Average)	5600.000	30.0	10.000000	PASS
Emissions in restricted frequency bands (Average)	5715.000	30.0	10.000000	PASS
Emissions in restricted frequency bands (Average)	5485.000	30.0	20.000000	PASS
Emissions in restricted frequency bands (Average)	5600.000	30.0	20.000000	PASS
Emissions in restricted frequency bands (Average)	5710.000	30.0	20.000000	PASS
Emissions in restricted frequency bands (Average)(2)	5600.000	30.0	10.000000	PASS
Emissions in restricted frequency bands (Average)(2)	5715.000	30.0	10.000000	PASS
Emissions in restricted frequency bands (Average)(2)	5485.000	30.0	20.000000	PASS
Emissions in restricted frequency bands (Average)(2)	5600.000	30.0	20.000000	PASS
Emissions in restricted frequency bands (Average)(2)	5710.000	30.0	20.000000	PASS
Emissions in restricted frequency bands (Average)	5495.000	30.0	40.000000	PASS
Emissions in restricted frequency bands (Average)(2)	5495.000	30.0	40.000000	PASS
Emissions in restricted frequency bands (Average)	5600.000	30.0	40.000000	PASS
Emissions in restricted frequency bands (Average)	5700.000	30.0	40.000000	PASS
Emissions in restricted frequency bands (Average)	5490.000	30.0	30.000000	PASS
Emissions in restricted frequency bands (Average)	5600.000	30.0	30.000000	PASS
Emissions in restricted frequency bands (Average)	5705.000	30.0	30.000000	PASS
Emissions in restricted frequency bands (Average)(2)	5600.000	30.0	40.000000	PASS
Emissions in restricted frequency bands (Average)(2)	5700.000	30.0	40.000000	PASS
Emissions in restricted frequency bands (Average)(2)	5490.000	30.0	30.000000	PASS
Emissions in restricted frequency bands (Average)(2)	5600.000	30.0	30.000000	PASS
Emissions in restricted frequency bands (Average)(2)	5705.000	30.0	30.000000	PASS
Emissions in restricted frequency bands (Average)	5500.000	30.0	50.000000	PASS
Emissions in restricted frequency bands (Average)	5600.000	30.0	50.000000	PASS
Emissions in restricted frequency bands (Average)	5695.000	30.0	50.000000	PASS
Emissions in restricted frequency bands (Average)(2)	5500.000	30.0	50.000000	PASS
Emissions in restricted frequency bands (Average)(2)	5600.000	30.0	50.000000	PASS
Emissions in restricted frequency bands (Average)(2)	5695.000	30.0	50.000000	PASS
Tx Spurious Emission	5600.000	30.0	10.000000	PASS
Tx Spurious Emission	5715.000	30.0	10.000000	PASS
Tx Spurious Emission	5485.000	30.0	20.000000	PASS
Tx Spurious Emission	5600.000	30.0	20.000000	PASS
Tx Spurious Emission	5710.000	30.0	20.000000	PASS
Tx Spurious Emission	5495.000	30.0	40.000000	PASS
Tx Spurious Emission	5600.000	30.0	40.000000	PASS
Tx Spurious Emission	5700.000	30.0	40.000000	PASS
Tx Spurious Emission	5490.000	30.0	30.000000	PASS
Tx Spurious Emission	5600.000	30.0	30.000000	PASS
Tx Spurious Emission	5705.000	30.0	30.000000	PASS
Tx Spurious Emission	5500.000	30.0	50.000000	PASS
Tx Spurious Emission	5600.000	30.0	50.000000	PASS
Tx Spurious Emission	5695.000	30.0	50.000000	PASS

# Emission Bandwidth 26 dB (5480 MHz; 30.000 dBm; 10 MHz)

Customized settings.

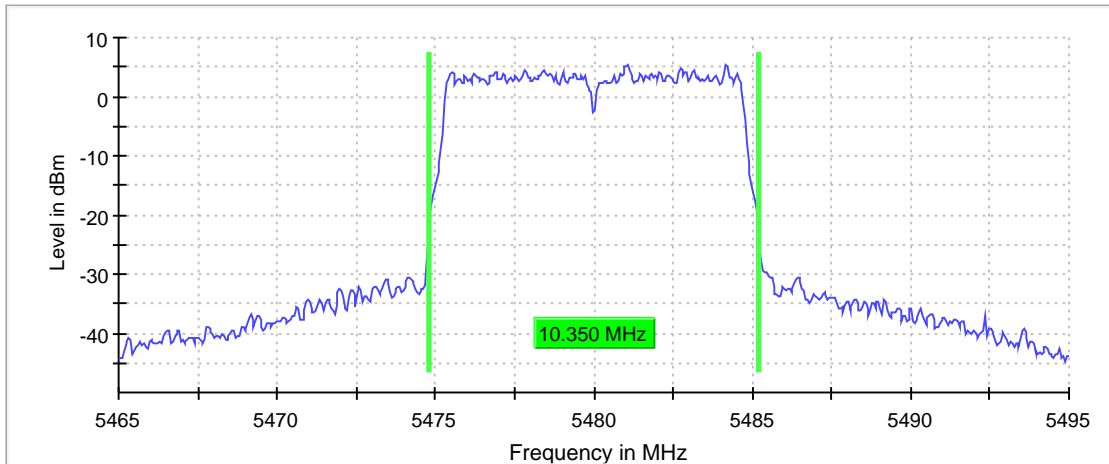
Test according to FCC title 47 part 15 §15.407(a),(e), KDB 789033 D02 General U-NII Test Procedures New Rules v02r01 D and ANSI C63.10-2013

## 26 dB Bandwidth

DUT Frequency (MHz)	Bandwidth (MHz)	Limit Min (MHz)	Limit Max (MHz)	Band Edge Left (MHz)	Band Edge Right (MHz)
5480.000000	10.350000	---	---	5474.825000	5485.175000

(continuation of the "26 dB Bandwidth" table from column 6 ...)

DUT Frequency (MHz)	Max Level (dBm)	Result
5480.000000	5.4	PASS



---

## RF output power (5480 MHz; 30.000 dBm; 10 MHz)

Customized settings.

Test according to FCC title 47 part 15 §15.407(a), KDB 789033 D02 General U-NII Test Procedures New Rules v02r01 II.E and ANSI C63.10-2013

### Result

DUT Frequency (MHz)	Gated RMS (dBm)	Limit Max (dBm)	Gated EIRP (dBm)	DutyCycle (%)	Result
5480.000000	23.9	27.0	23.9	98.362	PASS

---

## Power Spectral Density (5480 MHz; 30.000 dBm; 10 MHz)

Customized settings.

Test according to FCC title 47 part 15 §15.407(a), KDB 789033 D02 General U-NII Test Procedures New Rules v02r01 II.F and ANSI C63.10-2013

### Result

DUT Frequency (MHz)	Frequency (MHz)	PSD (dBm)	Limit Max (dBm)	Result
5480.000000	5477.920792	8.927	11.0	PASS

### Ports

Port	Duty Cycle (%)
1	0.000
2	0.000

# Occupied Channel Bandwidth 99% (5480 MHz; 30.000 dBm; 10 MHz)

Customized settings.

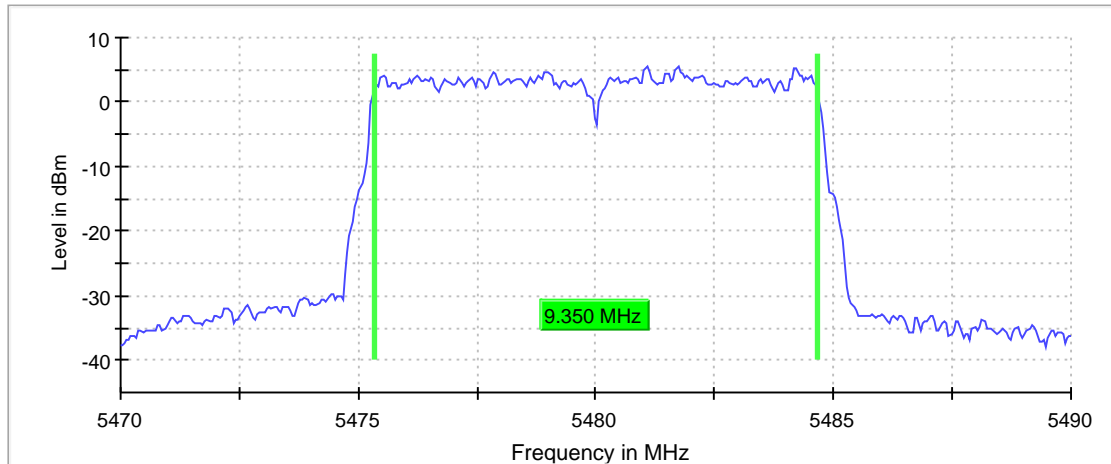
Test according to FCC title 47 part 15 §15.407(a),(e), KDB 789033 D02 General U-NII Test Procedures New Rules v02r01 D and ANSI C63.10-2013

## 99 % Bandwidth

DUT Frequency (MHz)	Bandwidth (MHz)	Limit Min (MHz)	Limit Max (MHz)	Band Edge Left (MHz)	Band Edge Right (MHz)
5480.000000	9.350000	---	---	5475.325000	5484.675000

(continuation of the "99 % Bandwidth" table from column 6 ...)

DUT Frequency (MHz)	Result
5480.000000	PASS



---

## Frequency stability (5480 MHz; 30.000 dBm; 10 MHz)

Test according to FCC title 47 part 15 §15.407(g), KDB 789033 D02 General U-NII Test Procedures New Rules v02r01 A.3 and ANSI C63.10-2013

### Result

DUT Frequency (MHz)	Frequency (MHz)	Difference (ppm)	Frequency Difference (kHz)	Limit Min (MHz)	Limit Max (MHz)	Result
5480.000000	5480.003500	0.639	3.499500	---	---	PASS

---

## Tx Spurious Emission (5480 MHz; 30.000 dBm; 10 MHz)

Customized settings.

Test according to FCC title 47 part 15 §15.407(b), KDB 789033 D02 General U-NII Test Procedures New Rules v02r01 II.G.4&5 and ANSI C63.10-2013

### Result

DUT Frequency (MHz)	Result
5480.000000	PASS

### Final measurements

Frequency (MHz)	Level Pre Measurement (dBm)	level (dBm)	Limit (dBm)	Margin (dB)	Result
5469.750000	-17.9	-38.9	-27.0	11.9	PASS

### Pre Measurements

Frequency (MHz)	Level (dBm)	Margin (dB)	Limit (dBm)
5469.750000	-17.9	-9.1	-27.0
5469.250000	-18.3	-8.7	-27.0
5468.750000	-18.9	-8.1	-27.0
5468.250000	-19.8	-7.2	-27.0
5467.750000	-21.0	-6.0	-27.0
5467.250000	-21.9	-5.1	-27.0
5466.750000	-22.4	-4.6	-27.0
5466.250000	-23.0	-4.0	-27.0
5465.750000	-23.6	-3.4	-27.0
5465.250000	-24.6	-2.4	-27.0
5464.750000	-26.4	-0.6	-27.0
5464.250000	-28.4	1.4	-27.0
5463.750000	-29.3	2.3	-27.0
5463.250000	-32.9	5.9	-27.0
5438.750000	-33.1	6.1	-27.0

### Measurement Settings

Start Frequency (MHz)	Stop Frequency (MHz)	Pre Measurement	Final Measurement
30.000000	1000.000000	1	1
1000.000000	5150.000000	2	2
5150.000000	5250.000000	2	2
5250.000000	5350.000000	2	2
5350.000000	5470.000000	2	2
5470.000000	5725.000000	2	2
5725.000000	5850.000000	2	2
5850.000000	7000.000000	2	2
7000.000000	18000.000000	2	2
18000.000000	26000.000000	2	2
26000.000000	40000.000000	2	2



---

## Power Spectral Density (5600 MHz; 30.000 dBm; 10 MHz)

Customized settings.

Test according to FCC title 47 part 15 §15.407(a), KDB 789033 D02 General U-NII Test Procedures New Rules v02r01 II.F and ANSI C63.10-2013

### Result

DUT Frequency (MHz)	Frequency (MHz)	PSD (dBm)	Limit Max (dBm)	Result
5600.000000	5597.821782	10.876	11.0	PASS

### Ports

Port	Duty Cycle (%)
1	0.000
2	0.000

---

## Power Spectral Density (5715 MHz; 30.000 dBm; 10 MHz)

Customized settings.

Test according to FCC title 47 part 15 §15.407(a), KDB 789033 D02 General U-NII Test Procedures New Rules v02r01 II.F and ANSI C63.10-2013

### Result

DUT Frequency (MHz)	Frequency (MHz)	PSD (dBm)	Limit Max (dBm)	Result
5715.000000	5716.386139	10.377	11.0	PASS

### Ports

Port	Duty Cycle (%)
1	0.000
2	0.000

---

## Frequency stability (5715 MHz; 30.000 dBm; 10 MHz)

Test according to FCC title 47 part 15 §15.407(g), KDB 789033 D02 General U-NII Test Procedures New Rules v02r01 A.3 and ANSI C63.10-2013

### Result

DUT Frequency (MHz)	Frequency (MHz)	Difference (ppm)	Frequency Difference (kHz)	Limit Min (MHz)	Limit Max (MHz)	Result
5715.000000	5715.004000	0.700	3.999500	---	---	PASS

---

## Power Spectral Density (5485 MHz; 30.000 dBm; 20 MHz)

Customized settings.

Test according to FCC title 47 part 15 §15.407(a), KDB 789033 D02 General U-NII Test Procedures New Rules v02r01 II.F and ANSI C63.10-2013

### Result

DUT Frequency (MHz)	Frequency (MHz)	PSD (dBm)	Limit Max (dBm)	Result
5485.000000	5480.643564	4.201	11.0	PASS

### Ports

Port	Duty Cycle (%)
1	0.000
2	0.000

---

## Power Spectral Density (5600 MHz; 30.000 dBm; 20 MHz)

Customized settings.

Test according to FCC title 47 part 15 §15.407(a), KDB 789033 D02 General U-NII Test Procedures New Rules v02r01 II.F and ANSI C63.10-2013

### Result

DUT Frequency (MHz)	Frequency (MHz)	PSD (dBm)	Limit Max (dBm)	Result
5600.000000	5598.811881	9.115	11.0	PASS

### Ports

Port	Duty Cycle (%)
1	0.000
2	0.000

---

## Power Spectral Density (5710 MHz; 30.000 dBm; 20 MHz)

Customized settings.

Test according to FCC title 47 part 15 §15.407(a), KDB 789033 D02 General U-NII Test Procedures New Rules v02r01 II.F and ANSI C63.10-2013

### Result

DUT Frequency (MHz)	Frequency (MHz)	PSD (dBm)	Limit Max (dBm)	Result
5710.000000	5711.188119	7.264	11.0	PASS

### Ports

Port	Duty Cycle (%)
1	0.000
2	0.000

---

## Power Spectral Density (5600 MHz; 30.000 dBm; 30 MHz)

Customized settings.

Test according to FCC title 47 part 15 §15.407(a), KDB 789033 D02 General U-NII Test Procedures New Rules v02r01 II.F and ANSI C63.10-2013

### Result

DUT Frequency (MHz)	Frequency (MHz)	PSD (dBm)	Limit Max (dBm)	Result
5600.000000	5597.920792	8.204	11.0	PASS

### Ports

Port	Duty Cycle (%)
1	0.000
2	0.000

---

## Power Spectral Density (5705 MHz; 30.000 dBm; 30 MHz)

Customized settings.

Test according to FCC title 47 part 15 §15.407(a), KDB 789033 D02 General U-NII Test Procedures New Rules v02r01 II.F and ANSI C63.10-2013

### Result

DUT Frequency (MHz)	Frequency (MHz)	PSD (dBm)	Limit Max (dBm)	Result
5705.000000	5707.079208	6.613	11.0	PASS

### Ports

Port	Duty Cycle (%)
1	0.000
2	0.000



---

## Power Spectral Density (5495 MHz; 30.000 dBm; 40 MHz)

Customized settings.

Test according to FCC title 47 part 15 §15.407(a), KDB 789033 D02 General U-NII Test Procedures New Rules v02r01 II.F and ANSI C63.10-2013

### Result

DUT Frequency (MHz)	Frequency (MHz)	PSD (dBm)	Limit Max (dBm)	Result
5495.000000	5492.623762	-1.666	11.0	PASS

### Ports

Port	Duty Cycle (%)
1	0.000
2	0.000

---

## Power Spectral Density (5600 MHz; 30.000 dBm; 40 MHz)

Customized settings.

Test according to FCC title 47 part 15 §15.407(a), KDB 789033 D02 General U-NII Test Procedures New Rules v02r01 II.F and ANSI C63.10-2013

### Result

DUT Frequency (MHz)	Frequency (MHz)	PSD (dBm)	Limit Max (dBm)	Result
5600.000000	5595.247525	7.940	11.0	PASS

### Ports

Port	Duty Cycle (%)
1	0.000
2	0.000

---

## Power Spectral Density (5700 MHz; 30.000 dBm; 40 MHz)

Customized settings.

Test according to FCC title 47 part 15 §15.407(a), KDB 789033 D02 General U-NII Test Procedures New Rules v02r01 II.F and ANSI C63.10-2013

### Result

DUT Frequency (MHz)	Frequency (MHz)	PSD (dBm)	Limit Max (dBm)	Result
5700.000000	5712.673267	6.381	11.0	PASS

### Ports

Port	Duty Cycle (%)
1	0.000
2	0.000

---

## Power Spectral Density (5500 MHz; 30.000 dBm; 50 MHz)

Customized settings.

Test according to FCC title 47 part 15 §15.407(a), KDB 789033 D02 General U-NII Test Procedures New Rules v02r01 II.F and ANSI C63.10-2013

### Result

DUT Frequency (MHz)	Frequency (MHz)	PSD (dBm)	Limit Max (dBm)	Result
5500.000000	5489.603960	-3.561	11.0	PASS

### Ports

Port	Duty Cycle (%)
1	0.000
2	0.000

---

## Power Spectral Density (5600 MHz; 30.000 dBm; 50 MHz)

Customized settings.

Test according to FCC title 47 part 15 §15.407(a), KDB 789033 D02 General U-NII Test Procedures New Rules v02r01 II.F and ANSI C63.10-2013

### Result

DUT Frequency (MHz)	Frequency (MHz)	PSD (dBm)	Limit Max (dBm)	Result
5600.000000	5589.603960	6.705	11.0	PASS

### Ports

Port	Duty Cycle (%)
1	0.000
2	0.000

---

## Power Spectral Density (5695 MHz; 30.000 dBm; 50 MHz)

Customized settings.

Test according to FCC title 47 part 15 §15.407(a), KDB 789033 D02 General U-NII Test Procedures New Rules v02r01 II.F and ANSI C63.10-2013

### Result

DUT Frequency (MHz)	Frequency (MHz)	PSD (dBm)	Limit Max (dBm)	Result
5695.000000	5691.534653	6.250	11.0	PASS

### Ports

Port	Duty Cycle (%)
1	0.000
2	0.000

## Emissions in restricted frequency bands (Average) (5480 MHz; 30.000 dBm; 10 MHz)

Customized settings.

Test according to FCC title 47 part 15 §15.407(b), KDB 789033 D02 General U-NII Test Procedures New Rules v02r01 II.G.1 and ANSI C63.10-2013

### Result

DUT Frequency (MHz)	Result
5480.000000	PASS

### Final measurements

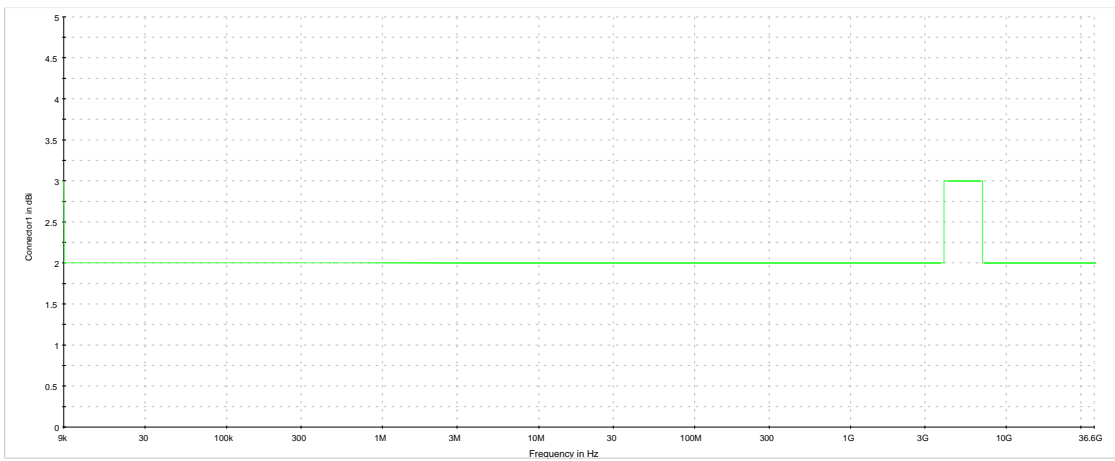
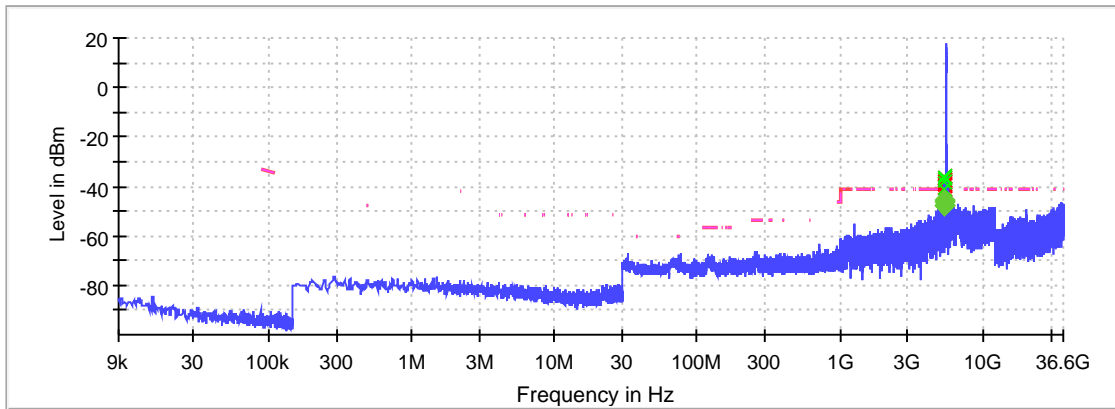
Frequency (MHz)	Level Pre Measurement (dBm)	level (dBm)	Limit (dBm)	Margin (dB)	Result
5422.250000	-36.3	-47.6	-41.2	6.4	PASS
5426.750000	-40.9	-47.7	-41.2	6.5	PASS
5432.250000	-38.0	-46.0	-41.2	4.8	PASS
5437.750000	-36.5	-45.6	-41.2	4.4	PASS

### Pre Measurements

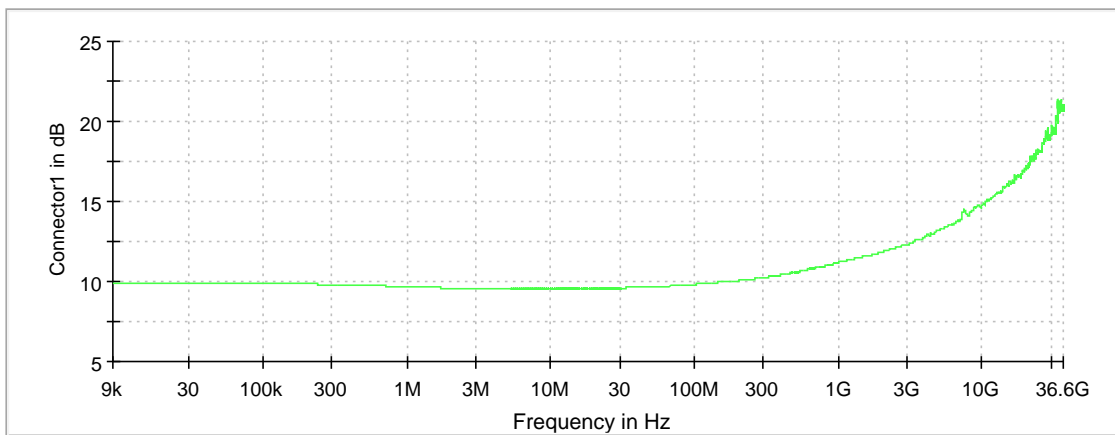
Frequency (MHz)	Level (dBm)	Margin (dB)	Limit (dBm)
5422.250000	-36.3	-4.9	-41.2
5437.750000	-36.5	-4.7	-41.2
5422.750000	-37.1	-4.1	-41.2
5437.250000	-37.4	-3.8	-41.2
5432.250000	-38.0	-3.2	-41.2
5433.750000	-38.3	-2.9	-41.2
5423.250000	-38.3	-2.9	-41.2
5432.750000	-38.7	-2.5	-41.2
5434.750000	-38.8	-2.4	-41.2
5434.250000	-39.3	-1.9	-41.2
5421.250000	-39.4	-1.8	-41.2
5435.250000	-39.5	-1.7	-41.2
5424.250000	-40.8	-0.4	-41.2
5426.750000	-40.9	-0.3	-41.2
5421.750000	-41.0	-0.2	-41.2

### Measurement Settings

Start Frequency (MHz)	Stop Frequency (MHz)	Pre Measurement	Final Measurement
0.009000	0.090000	2	2
0.090000	0.110000	2	2
0.110000	0.150000	2	2
0.150000	0.490000	2	2
0.490000	30.000000	2	2
30.000000	1000.000000	2	2
1000.000000	2000.000000	1	1
2000.000000	5150.000000	1	1
5150.000000	5850.000000	1	1
5850.000000	12000.000000	1	1
12000.000000	26000.000000	1	1
26000.000000	36600.000000	1	1



Connector1



Connector1



---

## Power Spectral Density (5490 MHz; 30.000 dBm; 30 MHz)

Customized settings.

Test according to FCC title 47 part 15 §15.407(a), KDB 789033 D02 General U-NII Test Procedures New Rules v02r01 II.F and ANSI C63.10-2013

### Result

DUT Frequency (MHz)	Frequency (MHz)	PSD (dBm)	Limit Max (dBm)	Result
5490.000000	5483.465347	4.402	11.0	PASS

### Ports

Port	Duty Cycle (%)
1	0.000
2	0.000

---

## RF output power (5600 MHz; 30.000 dBm; 10 MHz)

Customized settings.

Test according to FCC title 47 part 15 §15.407(a), KDB 789033 D02 General U-NII Test Procedures New Rules v02r01 II.E and ANSI C63.10-2013

### Result

DUT Frequency (MHz)	Gated RMS (dBm)	Limit Max (dBm)	Gated EIRP (dBm)	DutyCycle (%)	Result
5600.000000	25.4	27.0	25.4	98.363	PASS

---

## RF output power (5715 MHz; 30.000 dBm; 10 MHz)

Customized settings.

Test according to FCC title 47 part 15 §15.407(a), KDB 789033 D02 General U-NII Test Procedures New Rules v02r01 II.E and ANSI C63.10-2013

### Result

DUT Frequency (MHz)	Gated RMS (dBm)	Limit Max (dBm)	Gated EIRP (dBm)	DutyCycle (%)	Result
5715.000000	25.1	27.0	25.1	98.364	PASS

---

## RF output power (5485 MHz; 30.000 dBm; 20 MHz)

Customized settings.

Test according to FCC title 47 part 15 §15.407(a), KDB 789033 D02 General U-NII Test Procedures New Rules v02r01 II.E and ANSI C63.10-2013

### Result

DUT Frequency (MHz)	Gated RMS (dBm)	Limit Max (dBm)	Gated EIRP (dBm)	DutyCycle (%)	Result
5485.000000	22.0	27.0	22.0	99.424	PASS

---

## RF output power (5600 MHz; 30.000 dBm; 20 MHz)

Customized settings.

Test according to FCC title 47 part 15 §15.407(a), KDB 789033 D02 General U-NII Test Procedures New Rules v02r01 II.E and ANSI C63.10-2013

### Result

DUT Frequency (MHz)	Gated RMS (dBm)	Limit Max (dBm)	Gated EIRP (dBm)	DutyCycle (%)	Result
5600.000000	26.4	27.0	26.4	99.422	PASS

---

## RF output power (5710 MHz; 30.000 dBm; 20 MHz)

Customized settings.

Test according to FCC title 47 part 15 §15.407(a), KDB 789033 D02 General U-NII Test Procedures New Rules v02r01 II.E and ANSI C63.10-2013

### Result

DUT Frequency (MHz)	Gated RMS (dBm)	Limit Max (dBm)	Gated EIRP (dBm)	DutyCycle (%)	Result
5710.000000	24.9	27.0	24.9	99.420	PASS

---

## RF output power (5495 MHz; 30.000 dBm; 40 MHz)

Customized settings.

Test according to FCC title 47 part 15 §15.407(a), KDB 789033 D02 General U-NII Test Procedures New Rules v02r01 II.E and ANSI C63.10-2013

### Result

DUT Frequency (MHz)	Gated RMS (dBm)	Limit Max (dBm)	Gated EIRP (dBm)	DutyCycle (%)	Result
5495.000000	17.2	27.0	17.2	99.517	PASS

---

## RF output power (5600 MHz; 30.000 dBm; 40 MHz)

Customized settings.

Test according to FCC title 47 part 15 §15.407(a), KDB 789033 D02 General U-NII Test Procedures New Rules v02r01 II.E and ANSI C63.10-2013

### Result

DUT Frequency (MHz)	Gated RMS (dBm)	Limit Max (dBm)	Gated EIRP (dBm)	DutyCycle (%)	Result
5600.000000	26.8	27.0	26.8	99.494	PASS



---

## RF output power (5700 MHz; 30.000 dBm; 40 MHz)

Customized settings.

Test according to FCC title 47 part 15 §15.407(a), KDB 789033 D02 General U-NII Test Procedures New Rules v02r01 II.E and ANSI C63.10-2013

### Result

DUT Frequency (MHz)	Gated RMS (dBm)	Limit Max (dBm)	Gated EIRP (dBm)	DutyCycle (%)	Result
5700.000000	25.6	27.0	25.6	99.497	PASS

---

## RF output power (5490 MHz; 30.000 dBm; 30 MHz)

Customized settings.

Test according to FCC title 47 part 15 §15.407(a), KDB 789033 D02 General U-NII Test Procedures New Rules v02r01 II.E and ANSI C63.10-2013

### Result

DUT Frequency (MHz)	Gated RMS (dBm)	Limit Max (dBm)	Gated EIRP (dBm)	DutyCycle (%)	Result
5490.000000	22.5	27.0	22.5	99.611	PASS

---

## RF output power (5600 MHz; 30.000 dBm; 30 MHz)

Customized settings.

Test according to FCC title 47 part 15 §15.407(a), KDB 789033 D02 General U-NII Test Procedures New Rules v02r01 II.E and ANSI C63.10-2013

### Result

DUT Frequency (MHz)	Gated RMS (dBm)	Limit Max (dBm)	Gated EIRP (dBm)	DutyCycle (%)	Result
5600.000000	25.6	27.0	25.6	99.606	PASS

---

## RF output power (5705 MHz; 30.000 dBm; 30 MHz)

Customized settings.

Test according to FCC title 47 part 15 §15.407(a), KDB 789033 D02 General U-NII Test Procedures New Rules v02r01 II.E and ANSI C63.10-2013

### Result

DUT Frequency (MHz)	Gated RMS (dBm)	Limit Max (dBm)	Gated EIRP (dBm)	DutyCycle (%)	Result
5705.000000	24.7	27.0	24.7	99.609	PASS

---

## RF output power (5500 MHz; 30.000 dBm; 50 MHz)

Customized settings.

Test according to FCC title 47 part 15 §15.407(a), KDB 789033 D02 General U-NII Test Procedures New Rules v02r01 II.E and ANSI C63.10-2013

### Result

DUT Frequency (MHz)	Gated RMS (dBm)	Limit Max (dBm)	Gated EIRP (dBm)	DutyCycle (%)	Result
5500.000000	16.7	27.0	16.7	99.743	PASS

---

## RF output power (5600 MHz; 30.000 dBm; 50 MHz)

Customized settings.

Test according to FCC title 47 part 15 §15.407(a), KDB 789033 D02 General U-NII Test Procedures New Rules v02r01 II.E and ANSI C63.10-2013

### Result

DUT Frequency (MHz)	Gated RMS (dBm)	Limit Max (dBm)	Gated EIRP (dBm)	DutyCycle (%)	Result
5600.000000	26.7	27.0	26.7	99.711	PASS

---

## RF output power (5695 MHz; 30.000 dBm; 50 MHz)

Customized settings.

Test according to FCC title 47 part 15 §15.407(a), KDB 789033 D02 General U-NII Test Procedures New Rules v02r01 II.E and ANSI C63.10-2013

### Result

DUT Frequency (MHz)	Gated RMS (dBm)	Limit Max (dBm)	Gated EIRP (dBm)	DutyCycle (%)	Result
5695.000000	26.3	27.0	26.3	99.712	PASS

# Emission Bandwidth 26 dB (5600 MHz; 30.000 dBm; 10 MHz)

Customized settings.

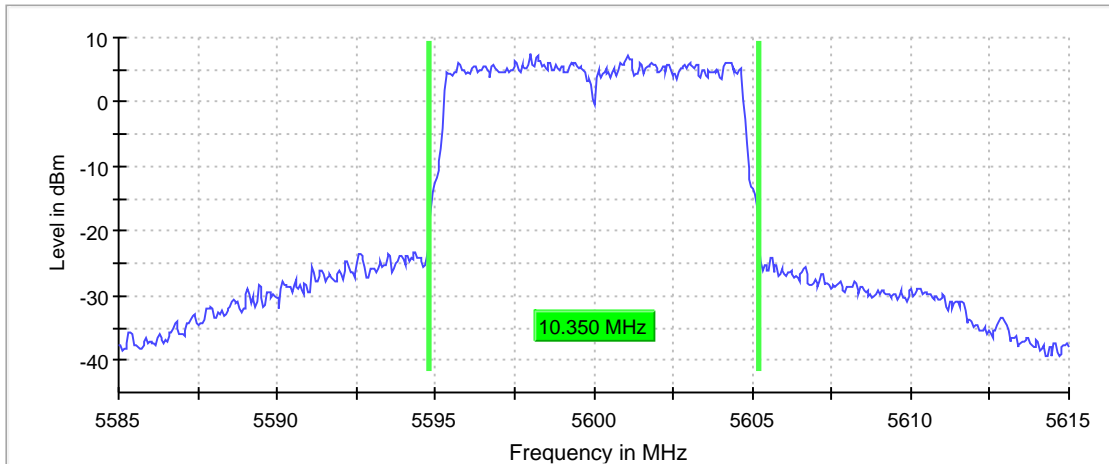
Test according to FCC title 47 part 15 §15.407(a),(e), KDB 789033 D02 General U-NII Test Procedures New Rules v02r01 D and ANSI C63.10-2013

## 26 dB Bandwidth

DUT Frequency (MHz)	Bandwidth (MHz)	Limit Min (MHz)	Limit Max (MHz)	Band Edge Left (MHz)	Band Edge Right (MHz)
5600.000000	10.350000	---	---	5594.825000	5605.175000

(continuation of the "26 dB Bandwidth" table from column 6 ...)

DUT Frequency (MHz)	Max Level (dBm)	Result
5600.000000	7.4	PASS





# Emission Bandwidth 26 dB (5715 MHz; 30.000 dBm; 10 MHz)

Customized settings.

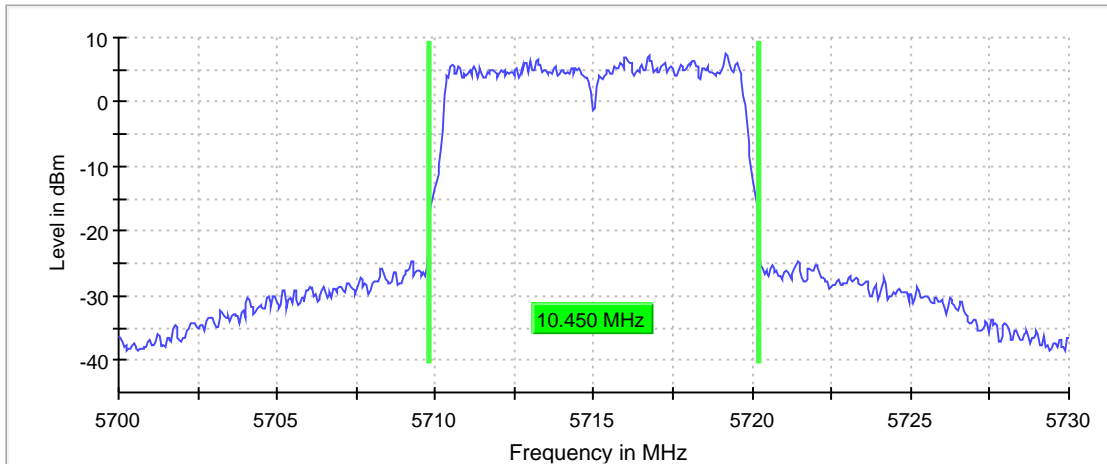
Test according to FCC title 47 part 15 §15.407(a),(e), KDB 789033 D02 General U-NII Test Procedures New Rules v02r01 D and ANSI C63.10-2013

## 26 dB Bandwidth

DUT Frequency (MHz)	Bandwidth (MHz)	Limit Min (MHz)	Limit Max (MHz)	Band Edge Left (MHz)	Band Edge Right (MHz)
5715.000000	10.450000	---	---	5709.775000	5720.225000

(continuation of the "26 dB Bandwidth" table from column 6 ...)

DUT Frequency (MHz)	Max Level (dBm)	Result
5715.000000	7.4	PASS



# Emission Bandwidth 26 dB (5485 MHz; 30.000 dBm; 20 MHz)

Customized settings.

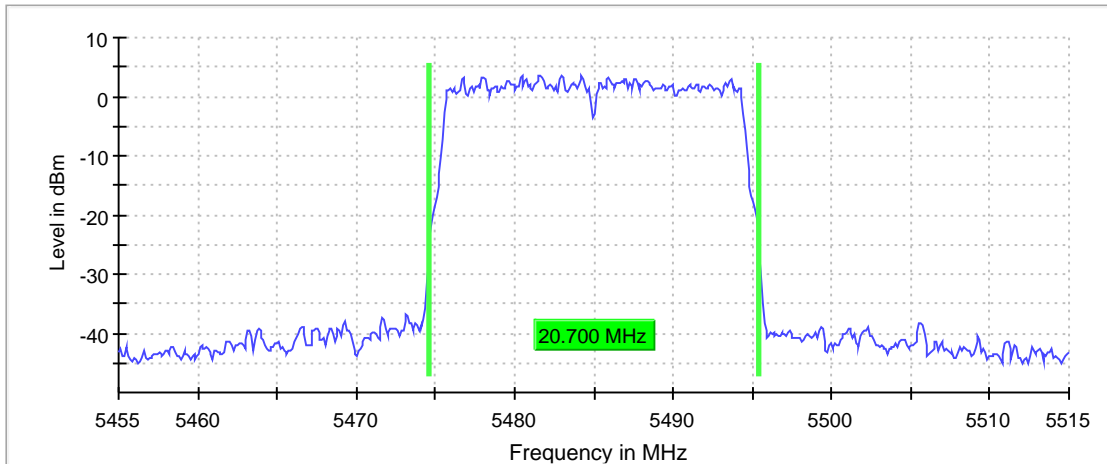
Test according to FCC title 47 part 15 §15.407(a),(e), KDB 789033 D02 General U-NII Test Procedures New Rules v02r01 D and ANSI C63.10-2013

## 26 dB Bandwidth

DUT Frequency (MHz)	Bandwidth (MHz)	Limit Min (MHz)	Limit Max (MHz)	Band Edge Left (MHz)	Band Edge Right (MHz)
5485.000000	20.700000	---	---	5474.650000	5495.350000

(continuation of the "26 dB Bandwidth" table from column 6 ...)

DUT Frequency (MHz)	Max Level (dBm)	Result
5485.000000	3.6	PASS



# Emission Bandwidth 26 dB (5600 MHz; 30.000 dBm; 20 MHz)

Customized settings.

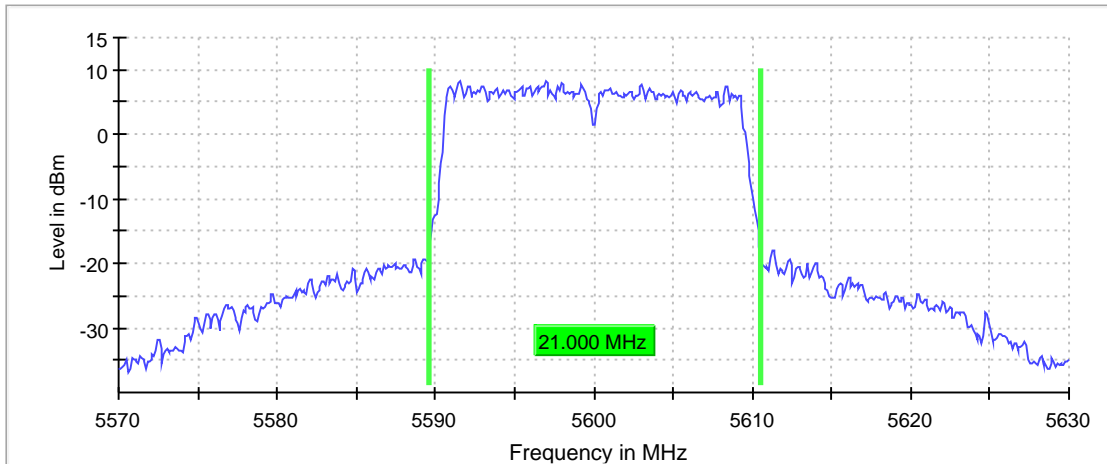
Test according to FCC title 47 part 15 §15.407(a),(e), KDB 789033 D02 General U-NII Test Procedures New Rules v02r01 D and ANSI C63.10-2013

## 26 dB Bandwidth

DUT Frequency (MHz)	Bandwidth (MHz)	Limit Min (MHz)	Limit Max (MHz)	Band Edge Left (MHz)	Band Edge Right (MHz)
5600.000000	21.000000	---	---	5589.550000	5610.550000

(continuation of the "26 dB Bandwidth" table from column 6 ...)

DUT Frequency (MHz)	Max Level (dBm)	Result
5600.000000	8.2	PASS



# Emission Bandwidth 26 dB (5710 MHz; 30.000 dBm; 20 MHz)

Customized settings.

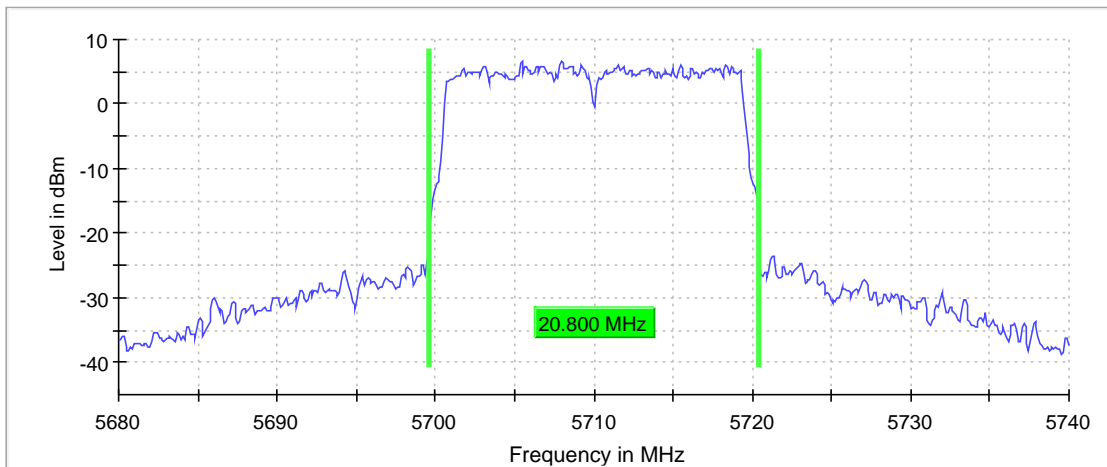
Test according to FCC title 47 part 15 §15.407(a),(e), KDB 789033 D02 General U-NII Test Procedures New Rules v02r01 D and ANSI C63.10-2013

## 26 dB Bandwidth

DUT Frequency (MHz)	Bandwidth (MHz)	Bandwidth U-NII 2C (MHz)	Bandwidth U-NII 3 (MHz)	Limit Min (MHz)	Limit Max (MHz)
5710.000000	20.800000	20.800000	0.000000	---	---

(continuation of the "26 dB Bandwidth" table from column 6 ...)

DUT Frequency (MHz)	Band Edge Left (MHz)	Band Edge Right (MHz)	Max Level (dBm)	Result
5710.000000	5699.650000	5720.450000	6.5	PASS



# Emission Bandwidth 26 dB (5495 MHz; 30.000 dBm; 40 MHz)

Customized settings.

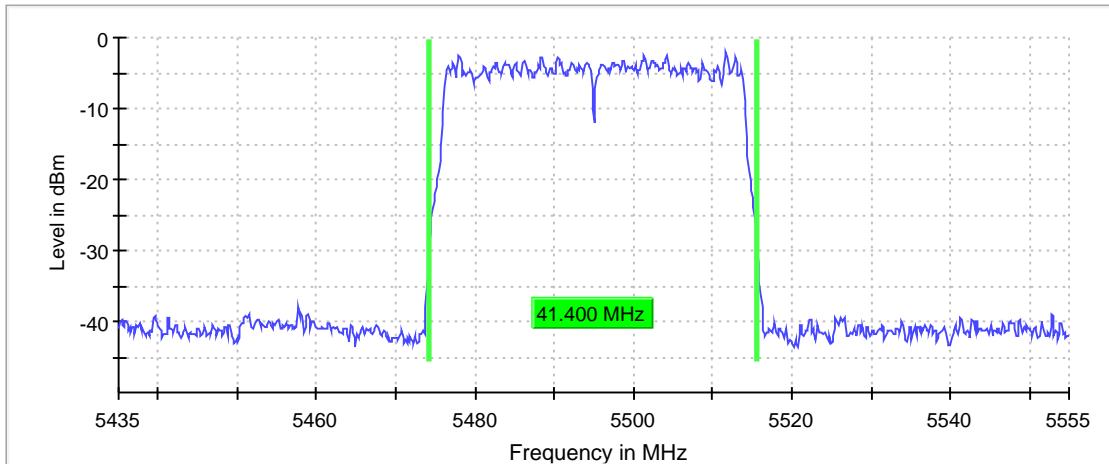
Test according to FCC title 47 part 15 §15.407(a),(e), KDB 789033 D02 General U-NII Test Procedures New Rules v02r01 D and ANSI C63.10-2013

## 26 dB Bandwidth

DUT Frequency (MHz)	Bandwidth (MHz)	Limit Min (MHz)	Limit Max (MHz)	Band Edge Left (MHz)	Band Edge Right (MHz)
5495.000000	41.400000	---	---	5474.225000	5515.625000

(continuation of the "26 dB Bandwidth" table from column 6 ...)

DUT Frequency (MHz)	Max Level (dBm)	Result
5495.000000	-2.2	PASS



# Emission Bandwidth 26 dB (5600 MHz; 30.000 dBm; 40 MHz)

Customized settings.

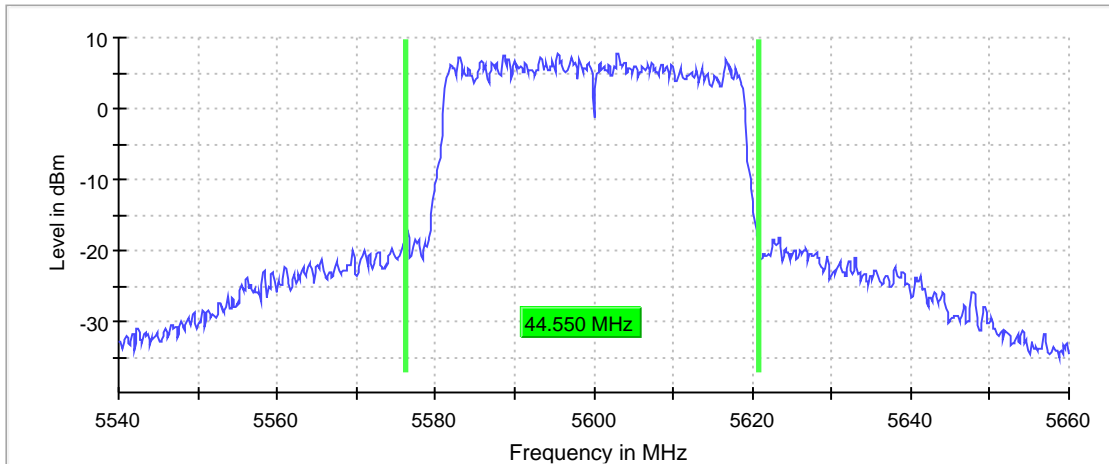
Test according to FCC title 47 part 15 §15.407(a),(e), KDB 789033 D02 General U-NII Test Procedures New Rules v02r01 D and ANSI C63.10-2013

## 26 dB Bandwidth

DUT Frequency (MHz)	Bandwidth (MHz)	Limit Min (MHz)	Limit Max (MHz)	Band Edge Left (MHz)	Band Edge Right (MHz)
5600.000000	44.550000	---	---	5576.225000	5620.775000

(continuation of the "26 dB Bandwidth" table from column 6 ...)

DUT Frequency (MHz)	Max Level (dBm)	Result
5600.000000	7.8	PASS



# Emission Bandwidth 26 dB (5700 MHz; 30.000 dBm; 40 MHz)

Customized settings.

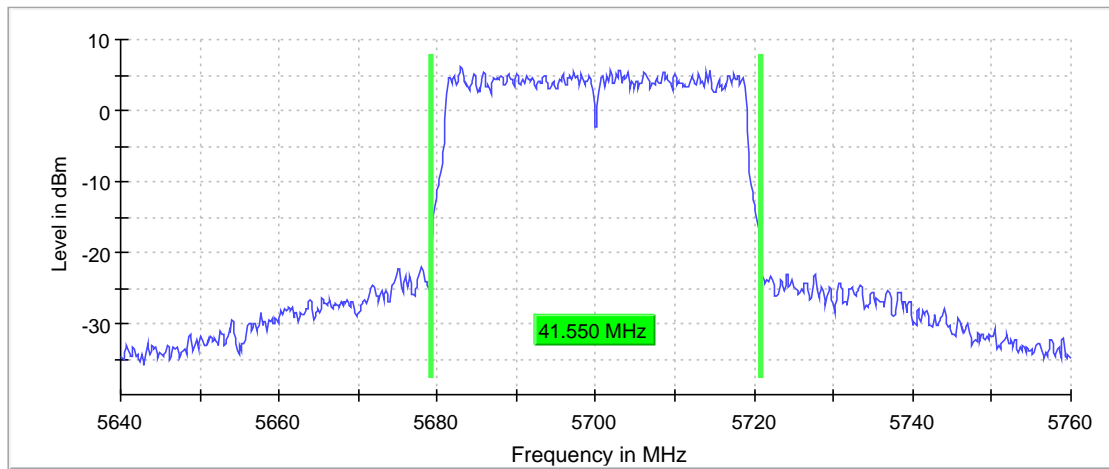
Test according to FCC title 47 part 15 §15.407(a),(e), KDB 789033 D02 General U-NII Test Procedures New Rules v02r01 D and ANSI C63.10-2013

## 26 dB Bandwidth

DUT Frequency (MHz)	Bandwidth (MHz)	Bandwidth U-NII 2C (MHz)	Bandwidth U-NII 3 (MHz)	Limit Min (MHz)	Limit Max (MHz)
5700.000000	41.550000	41.550000	0.000000	---	---

(continuation of the "26 dB Bandwidth" table from column 6 ...)

DUT Frequency (MHz)	Band Edge Left (MHz)	Band Edge Right (MHz)	Max Level (dBm)	Result
5700.000000	5679.225000	5720.775000	6.1	PASS



# Emission Bandwidth 26 dB (5490 MHz; 30.000 dBm; 30 MHz)

Customized settings.

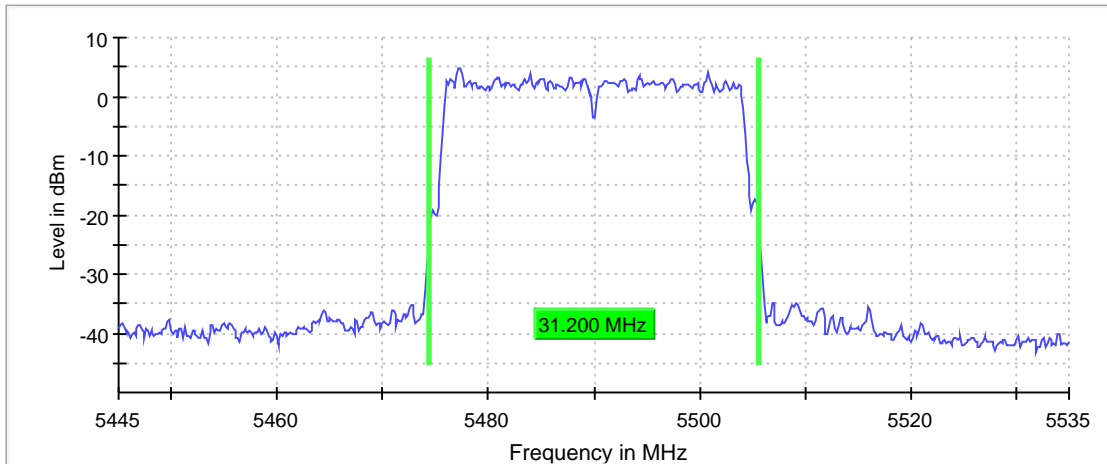
Test according to FCC title 47 part 15 §15.407(a),(e), KDB 789033 D02 General U-NII Test Procedures New Rules v02r01 D and ANSI C63.10-2013

## 26 dB Bandwidth

DUT Frequency (MHz)	Bandwidth (MHz)	Limit Min (MHz)	Limit Max (MHz)	Band Edge Left (MHz)	Band Edge Right (MHz)
5490.000000	31.200000	---	---	5474.475000	5505.675000

(continuation of the "26 dB Bandwidth" table from column 6 ...)

DUT Frequency (MHz)	Max Level (dBm)	Result
5490.000000	4.7	PASS





# Emission Bandwidth 26 dB (5600 MHz; 30.000 dBm; 30 MHz)

Customized settings.

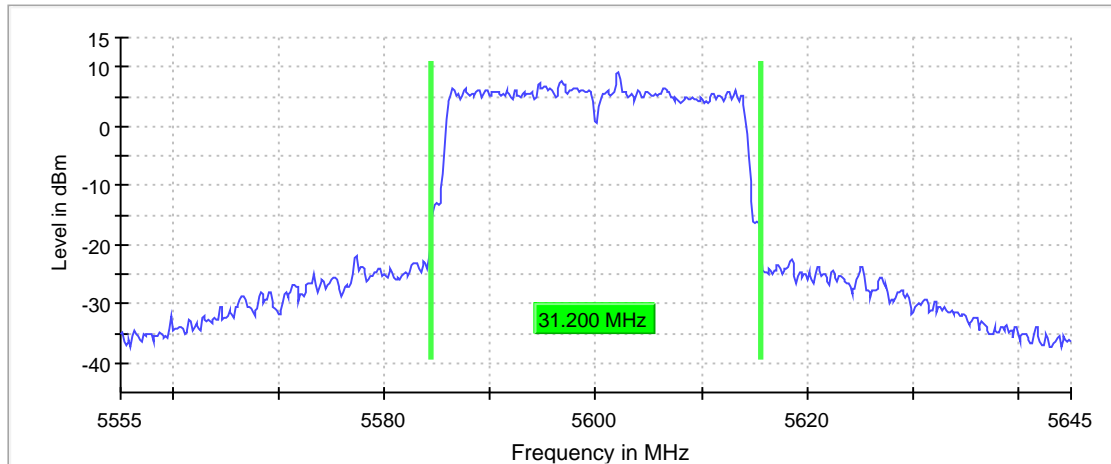
Test according to FCC title 47 part 15 §15.407(a),(e), KDB 789033 D02 General U-NII Test Procedures New Rules v02r01 D and ANSI C63.10-2013

## 26 dB Bandwidth

DUT Frequency (MHz)	Bandwidth (MHz)	Limit Min (MHz)	Limit Max (MHz)	Band Edge Left (MHz)	Band Edge Right (MHz)
5600.000000	31.200000	---	---	5584.325000	5615.525000

(continuation of the "26 dB Bandwidth" table from column 6 ...)

DUT Frequency (MHz)	Max Level (dBm)	Result
5600.000000	9.0	PASS



## Emission Bandwidth 26 dB (5705 MHz; 30.000 dBm; 30 MHz)

Customized settings.

Test according to FCC title 47 part 15 §15.407(a),(e), KDB 789033 D02 General U-NII Test Procedures New Rules v02r01 D and ANSI C63.10-2013

### 26 dB Bandwidth

DUT Frequency (MHz)	Bandwidth (MHz)	Bandwidth U-NII 2C (MHz)	Bandwidth U-NII 3 (MHz)	Limit Min (MHz)	Limit Max (MHz)
5705.000000	30.900000	30.900000	0.000000	---	---

(continuation of the "26 dB Bandwidth" table from column 6 ...)

DUT Frequency (MHz)	Band Edge Left (MHz)	Band Edge Right (MHz)	Max Level (dBm)	Result
5705.000000	5689.475000	5720.375000	8.6	PASS



# Emission Bandwidth 26 dB (5500 MHz; 30.000 dBm; 50 MHz)

Customized settings.

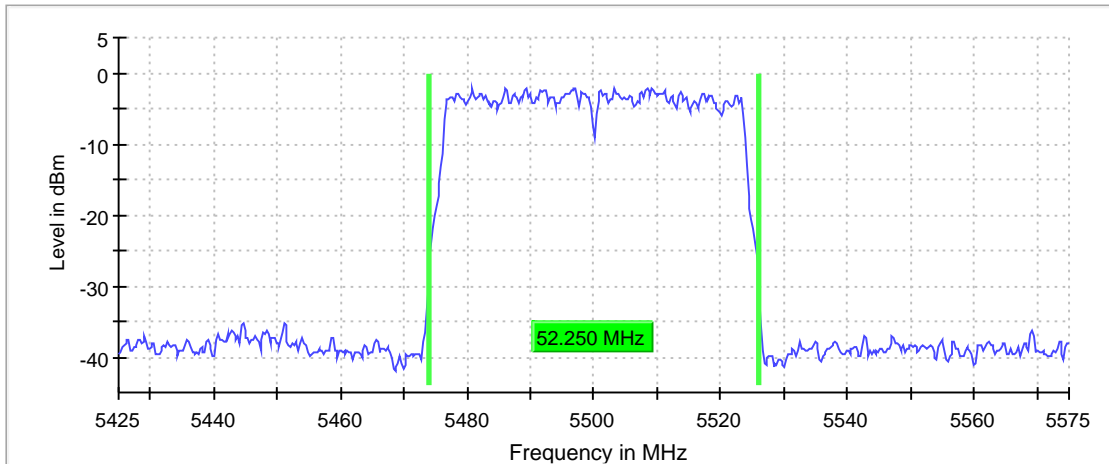
Test according to FCC title 47 part 15 §15.407(a),(e), KDB 789033 D02 General U-NII Test Procedures New Rules v02r01 D and ANSI C63.10-2013

## 26 dB Bandwidth

DUT Frequency (MHz)	Bandwidth (MHz)	Limit Min (MHz)	Limit Max (MHz)	Band Edge Left (MHz)	Band Edge Right (MHz)
5500.000000	52.250000	---	---	5473.875000	5526.125000

(continuation of the "26 dB Bandwidth" table from column 6 ...)

DUT Frequency (MHz)	Max Level (dBm)	Result
5500.000000	-2.1	PASS



# Emission Bandwidth 26 dB (5600 MHz; 30.000 dBm; 50 MHz)

Customized settings.

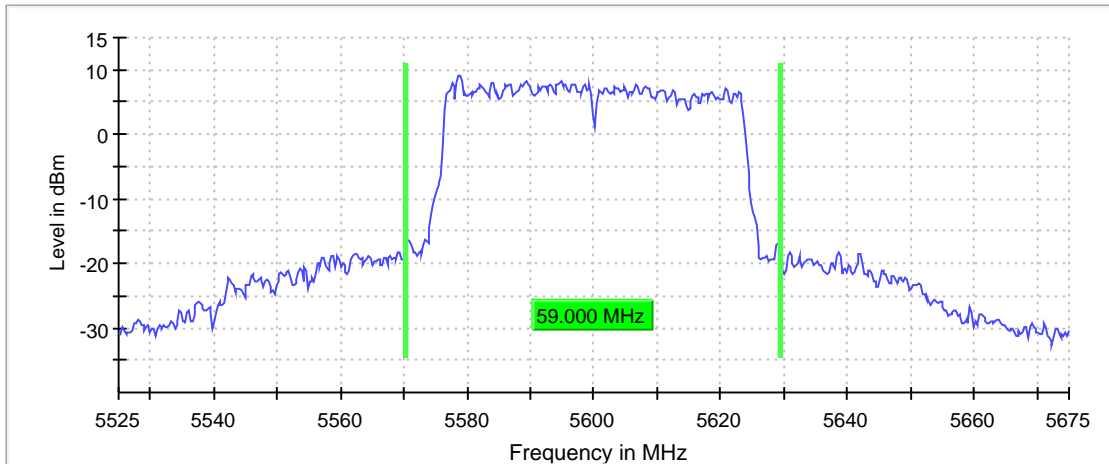
Test according to FCC title 47 part 15 §15.407(a),(e), KDB 789033 D02 General U-NII Test Procedures New Rules v02r01 D and ANSI C63.10-2013

## 26 dB Bandwidth

DUT Frequency (MHz)	Bandwidth (MHz)	Limit Min (MHz)	Limit Max (MHz)	Band Edge Left (MHz)	Band Edge Right (MHz)
5600.000000	59.000000	---	---	5570.375000	5629.375000

(continuation of the "26 dB Bandwidth" table from column 6 ...)

DUT Frequency (MHz)	Max Level (dBm)	Result
5600.000000	9.1	PASS



## Emission Bandwidth 26 dB (5695 MHz; 30.000 dBm; 50 MHz)

Customized settings.

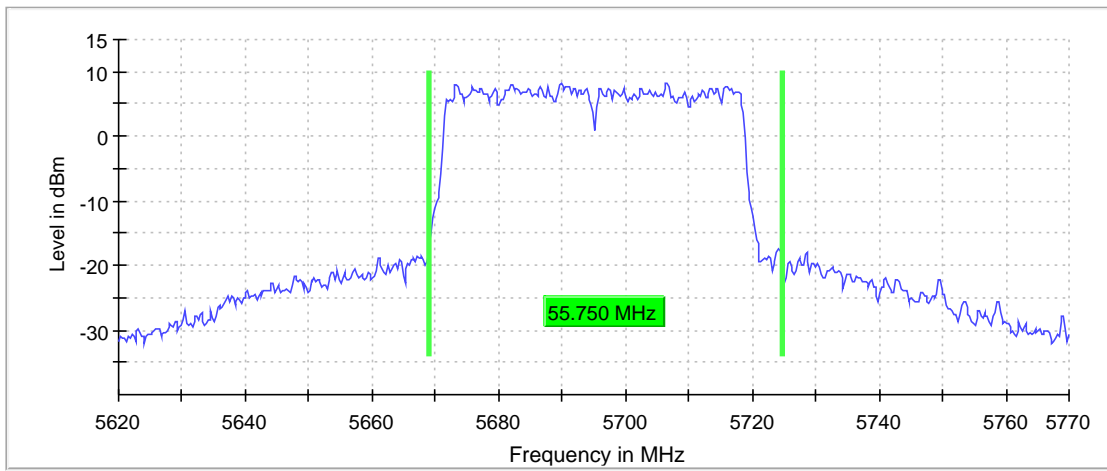
Test according to FCC title 47 part 15 §15.407(a),(e), KDB 789033 D02 General U-NII Test Procedures New Rules v02r01 D and ANSI C63.10-2013

### 26 dB Bandwidth

DUT Frequency (MHz)	Bandwidth (MHz)	Bandwidth U-NII 2C (MHz)	Bandwidth U-NII 3 (MHz)	Limit Min (MHz)	Limit Max (MHz)
5695.000000	55.750000	55.750000	0.000000	---	---

(continuation of the "26 dB Bandwidth" table from column 6 ...)

DUT Frequency (MHz)	Band Edge Left (MHz)	Band Edge Right (MHz)	Max Level (dBm)	Result
5695.000000	5668.875000	5724.625000	8.2	PASS



# Occupied Channel Bandwidth 99% (5600 MHz; 30.000 dBm; 10 MHz)

Customized settings.

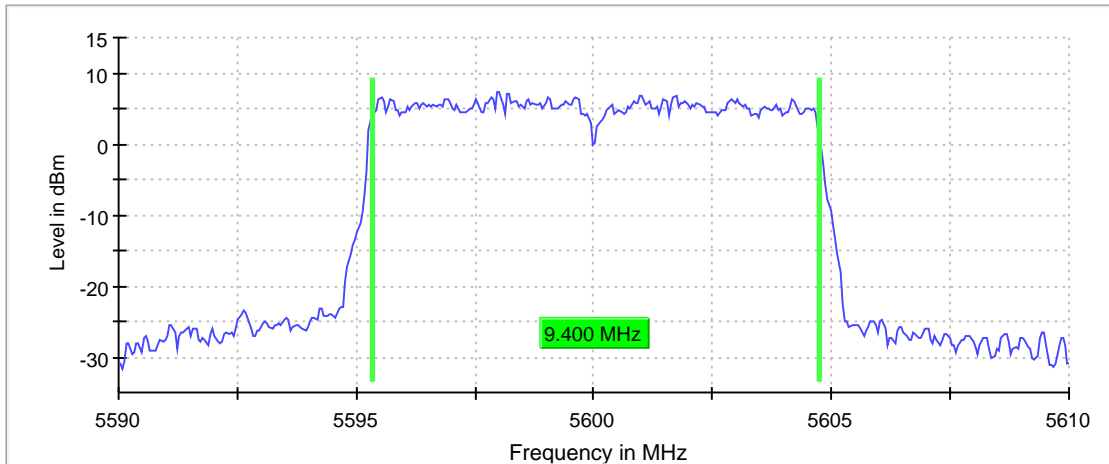
Test according to FCC title 47 part 15 §15.407(a),(e), KDB 789033 D02 General U-NII Test Procedures New Rules v02r01 D and ANSI C63.10-2013

## 99 % Bandwidth

DUT Frequency (MHz)	Bandwidth (MHz)	Limit Min (MHz)	Limit Max (MHz)	Band Edge Left (MHz)	Band Edge Right (MHz)
5600.000000	9.400000	---	---	5595.325000	5604.725000

(continuation of the "99 % Bandwidth" table from column 6 ...)

DUT Frequency (MHz)	Result
5600.000000	PASS



# Occupied Channel Bandwidth 99% (5715 MHz; 30.000 dBm; 10 MHz)

Customized settings.

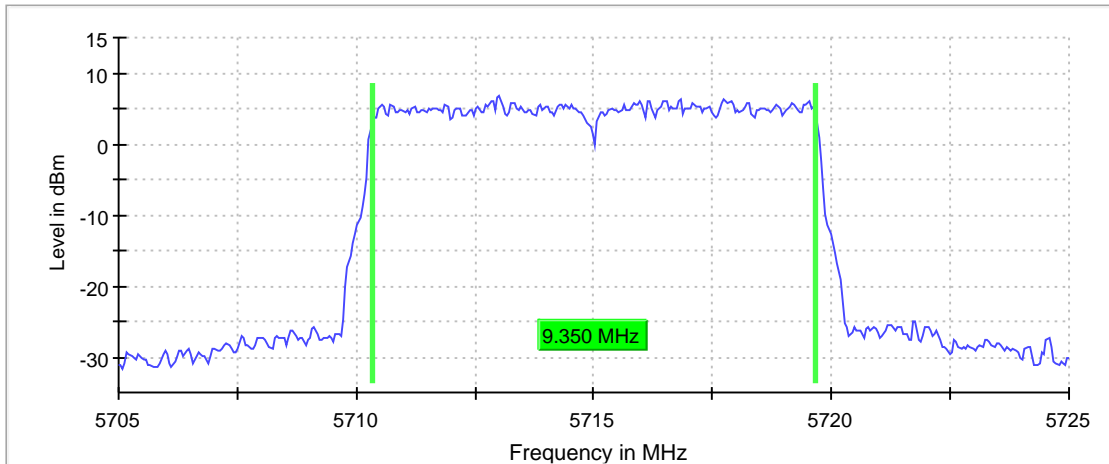
Test according to FCC title 47 part 15 §15.407(a),(e), KDB 789033 D02 General U-NII Test Procedures New Rules v02r01 D and ANSI C63.10-2013

## 99 % Bandwidth

DUT Frequency (MHz)	Bandwidth (MHz)	Limit Min (MHz)	Limit Max (MHz)	Band Edge Left (MHz)	Band Edge Right (MHz)
5715.000000	9.350000	---	---	5710.325000	5719.675000

(continuation of the "99 % Bandwidth" table from column 6 ...)

DUT Frequency (MHz)	Result
5715.000000	PASS



# Occupied Channel Bandwidth 99% (5485 MHz; 30.000 dBm; 20 MHz)

Customized settings.

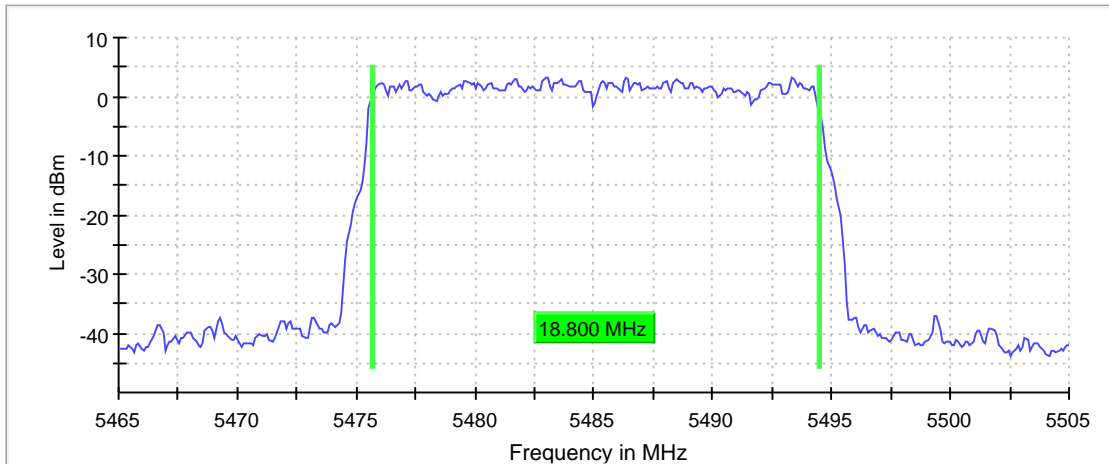
Test according to FCC title 47 part 15 §15.407(a),(e), KDB 789033 D02 General U-NII Test Procedures New Rules v02r01 D and ANSI C63.10-2013

## 99 % Bandwidth

DUT Frequency (MHz)	Bandwidth (MHz)	Limit Min (MHz)	Limit Max (MHz)	Band Edge Left (MHz)	Band Edge Right (MHz)
5485.000000	18.800000	---	---	5475.650000	5494.450000

(continuation of the "99 % Bandwidth" table from column 6 ...)

DUT Frequency (MHz)	Result
5485.000000	PASS





# Occupied Channel Bandwidth 99% (5600 MHz; 30.000 dBm; 20 MHz)

Customized settings.

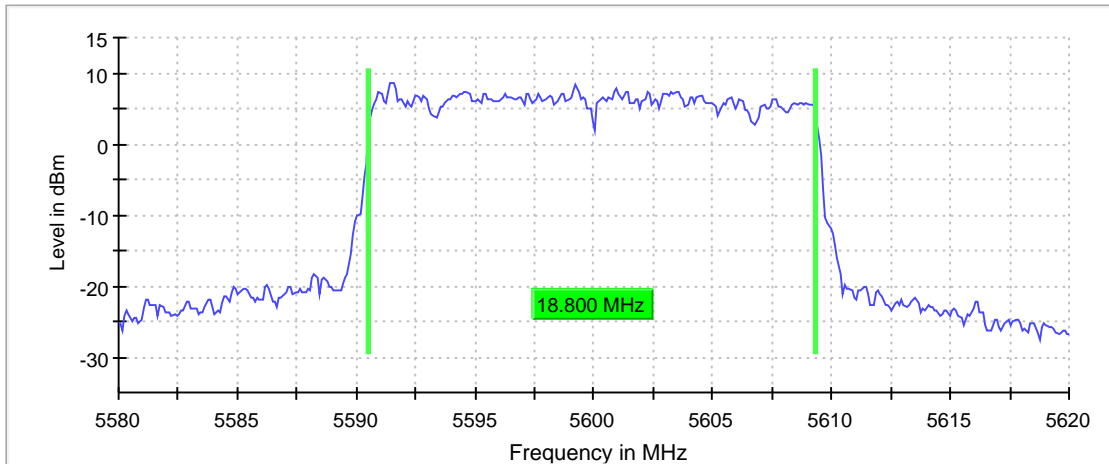
Test according to FCC title 47 part 15 §15.407(a),(e), KDB 789033 D02 General U-NII Test Procedures New Rules v02r01 D and ANSI C63.10-2013

## 99 % Bandwidth

DUT Frequency (MHz)	Bandwidth (MHz)	Limit Min (MHz)	Limit Max (MHz)	Band Edge Left (MHz)	Band Edge Right (MHz)
5600.000000	18.800000	---	---	5590.550000	5609.350000

(continuation of the "99 % Bandwidth" table from column 6 ...)

DUT Frequency (MHz)	Result
5600.000000	PASS



# Occupied Channel Bandwidth 99% (5495 MHz; 30.000 dBm; 40 MHz)

Customized settings.

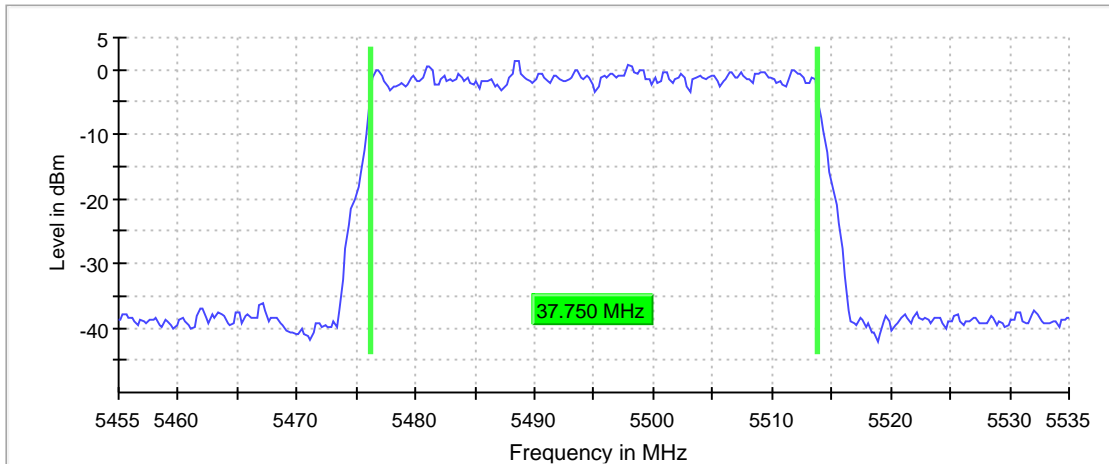
Test according to FCC title 47 part 15 §15.407(a),(e), KDB 789033 D02 General U-NII Test Procedures New Rules v02r01 D and ANSI C63.10-2013

## 99 % Bandwidth

DUT Frequency (MHz)	Bandwidth (MHz)	Limit Min (MHz)	Limit Max (MHz)	Band Edge Left (MHz)	Band Edge Right (MHz)
5495.000000	37.750000	---	---	5476.125000	5513.875000

(continuation of the "99 % Bandwidth" table from column 6 ...)

DUT Frequency (MHz)	Result
5495.000000	PASS



# Occupied Channel Bandwidth 99% (5710 MHz; 30.000 dBm; 20 MHz)

Customized settings.

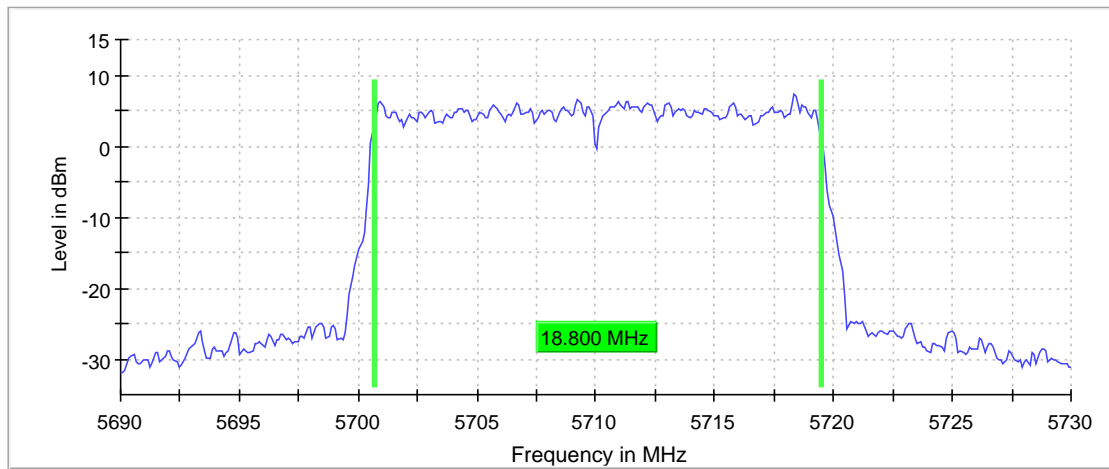
Test according to FCC title 47 part 15 §15.407(a),(e), KDB 789033 D02 General U-NII Test Procedures New Rules v02r01 D and ANSI C63.10-2013

## 99 % Bandwidth

DUT Frequency (MHz)	Bandwidth (MHz)	Bandwidth U-NII 2C (MHz)	Bandwidth U-NII 3 (MHz)	Limit Min (MHz)	Limit Max (MHz)
5710.000000	18.800000	18.800000	0.000000	---	---

(continuation of the "99 % Bandwidth" table from column 6 ...)

DUT Frequency (MHz)	Band Edge Left (MHz)	Band Edge Right (MHz)	Result
5710.000000	5700.650000	5719.450000	PASS



# Occupied Channel Bandwidth 99% (5600 MHz; 30.000 dBm; 40 MHz)

Customized settings.

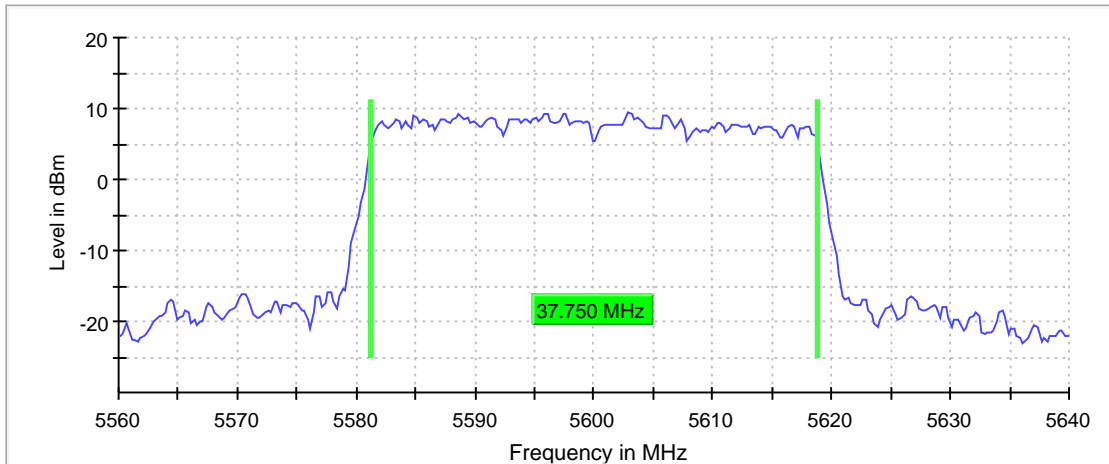
Test according to FCC title 47 part 15 §15.407(a),(e), KDB 789033 D02 General U-NII Test Procedures New Rules v02r01 D and ANSI C63.10-2013

## 99 % Bandwidth

DUT Frequency (MHz)	Bandwidth (MHz)	Limit Min (MHz)	Limit Max (MHz)	Band Edge Left (MHz)	Band Edge Right (MHz)
5600.000000	37.750000	---	---	5581.125000	5618.875000

(continuation of the "99 % Bandwidth" table from column 6 ...)

DUT Frequency (MHz)	Result
5600.000000	PASS



# Occupied Channel Bandwidth 99% (5700 MHz; 30.000 dBm; 40 MHz)

Customized settings.

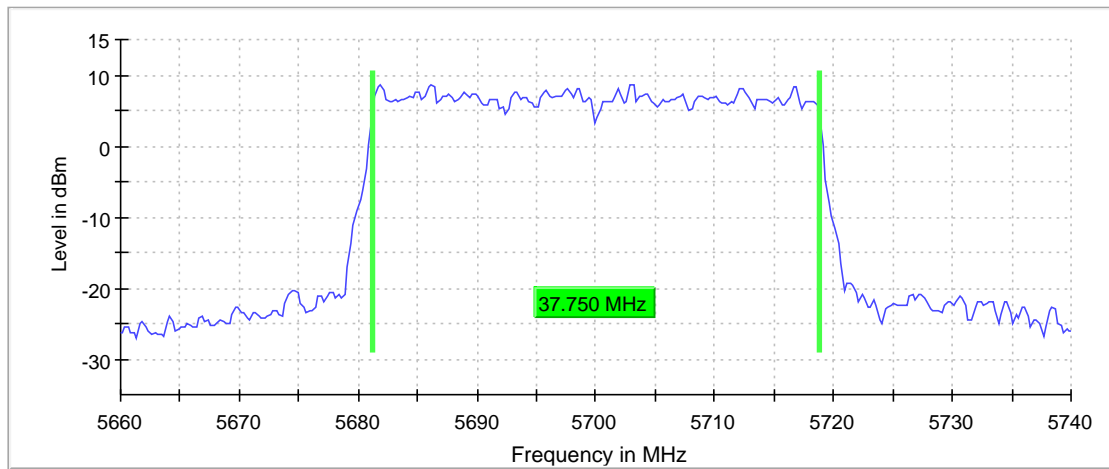
Test according to FCC title 47 part 15 §15.407(a),(e), KDB 789033 D02 General U-NII Test Procedures New Rules v02r01 D and ANSI C63.10-2013

## 99 % Bandwidth

DUT Frequency (MHz)	Bandwidth (MHz)	Bandwidth U-NII 2C (MHz)	Bandwidth U-NII 3 (MHz)	Limit Min (MHz)	Limit Max (MHz)
5700.000000	37.750000	37.750000	0.000000	---	---

(continuation of the "99 % Bandwidth" table from column 6 ...)

DUT Frequency (MHz)	Band Edge Left (MHz)	Band Edge Right (MHz)	Result
5700.000000	5681.125000	5718.875000	PASS



# Occupied Channel Bandwidth 99% (5490 MHz; 30.000 dBm; 30 MHz)

Customized settings.

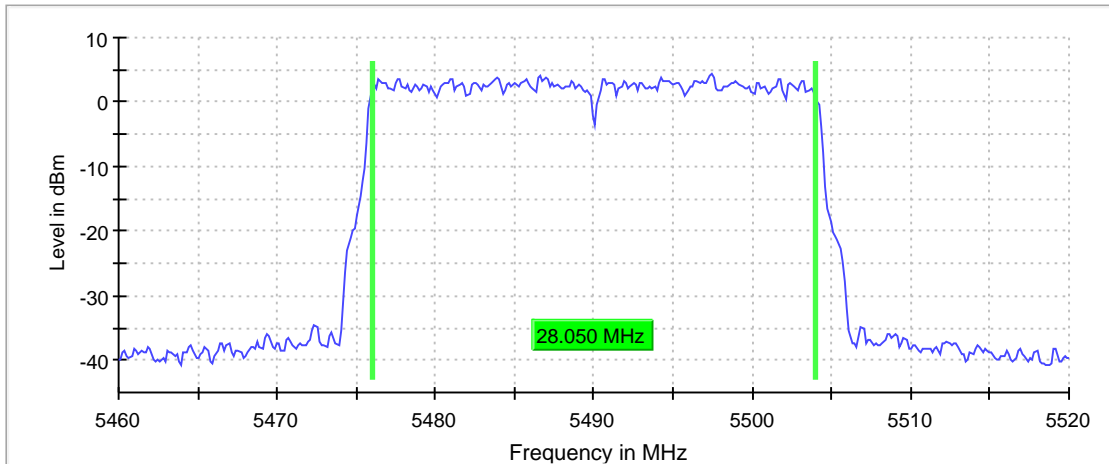
Test according to FCC title 47 part 15 §15.407(a),(e), KDB 789033 D02 General U-NII Test Procedures New Rules v02r01 D and ANSI C63.10-2013

## 99 % Bandwidth

DUT Frequency (MHz)	Bandwidth (MHz)	Limit Min (MHz)	Limit Max (MHz)	Band Edge Left (MHz)	Band Edge Right (MHz)
5490.000000	28.050000	---	---	5475.975000	5504.025000

(continuation of the "99 % Bandwidth" table from column 6 ...)

DUT Frequency (MHz)	Result
5490.000000	PASS



# Occupied Channel Bandwidth 99% (5600 MHz; 30.000 dBm; 30 MHz)

Customized settings.

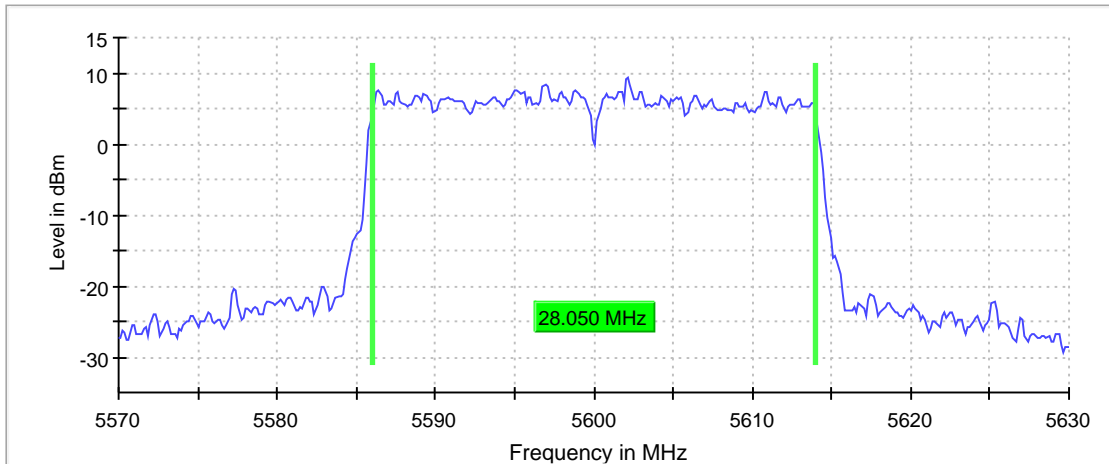
Test according to FCC title 47 part 15 §15.407(a),(e), KDB 789033 D02 General U-NII Test Procedures New Rules v02r01 D and ANSI C63.10-2013

## 99 % Bandwidth

DUT Frequency (MHz)	Bandwidth (MHz)	Limit Min (MHz)	Limit Max (MHz)	Band Edge Left (MHz)	Band Edge Right (MHz)
5600.000000	28.050000	---	---	5585.975000	5614.025000

(continuation of the "99 % Bandwidth" table from column 6 ...)

DUT Frequency (MHz)	Result
5600.000000	PASS



# Occupied Channel Bandwidth 99% (5705 MHz; 30.000 dBm; 30 MHz)

Customized settings.

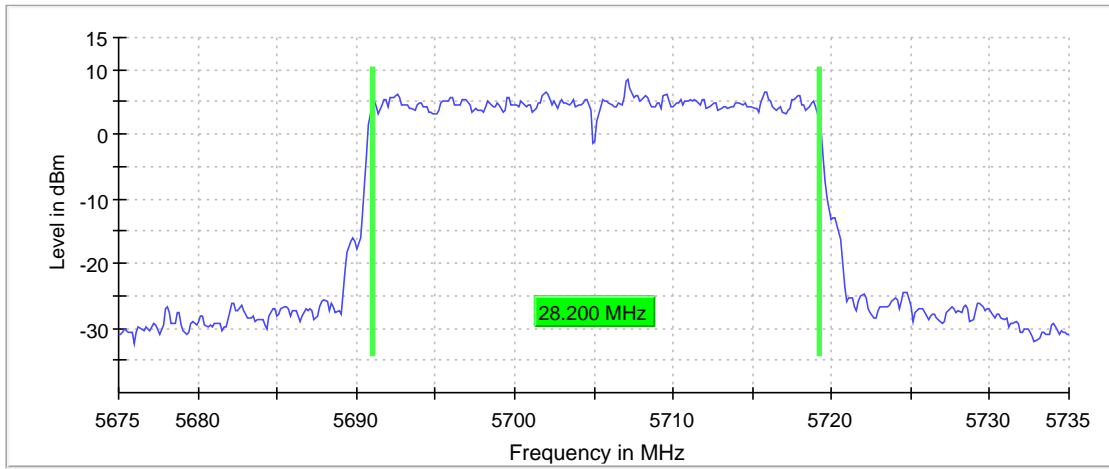
Test according to FCC title 47 part 15 §15.407(a),(e), KDB 789033 D02 General U-NII Test Procedures New Rules v02r01 D and ANSI C63.10-2013

## 99 % Bandwidth

DUT Frequency (MHz)	Bandwidth (MHz)	Bandwidth U-NII 2C (MHz)	Bandwidth U-NII 3 (MHz)	Limit Min (MHz)	Limit Max (MHz)
5705.000000	28.200000	28.200000	0.000000	---	---

(continuation of the "99 % Bandwidth" table from column 6 ...)

DUT Frequency (MHz)	Band Edge Left (MHz)	Band Edge Right (MHz)	Result
5705.000000	5690.975000	5719.175000	PASS





# Occupied Channel Bandwidth 99% (5500 MHz; 30.000 dBm; 50 MHz)

Customized settings.

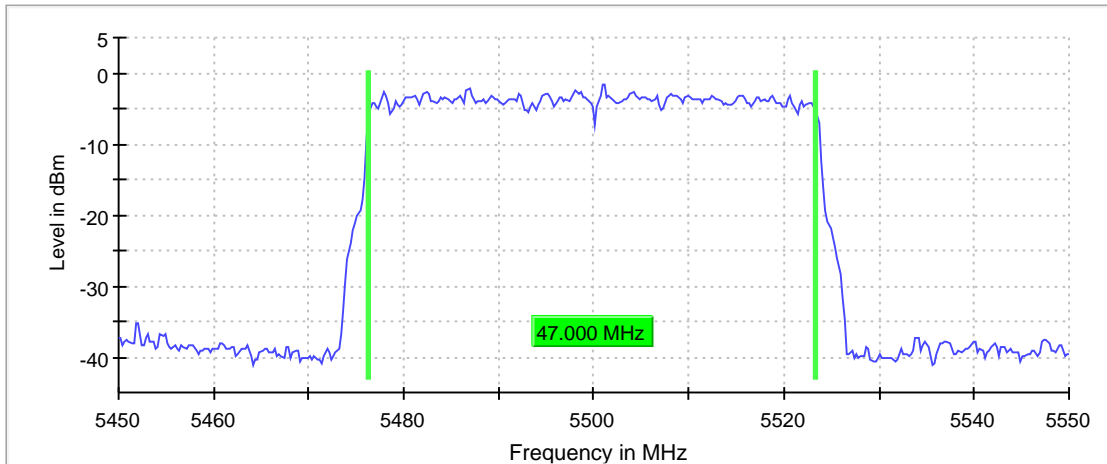
Test according to FCC title 47 part 15 §15.407(a),(e), KDB 789033 D02 General U-NII Test Procedures New Rules v02r01 D and ANSI C63.10-2013

## 99 % Bandwidth

DUT Frequency (MHz)	Bandwidth (MHz)	Limit Min (MHz)	Limit Max (MHz)	Band Edge Left (MHz)	Band Edge Right (MHz)
5500.000000	47.000000	---	---	5476.375000	5523.375000

(continuation of the "99 % Bandwidth" table from column 6 ...)

DUT Frequency (MHz)	Result
5500.000000	PASS



# Occupied Channel Bandwidth 99% (5600 MHz; 30.000 dBm; 50 MHz)

Customized settings.

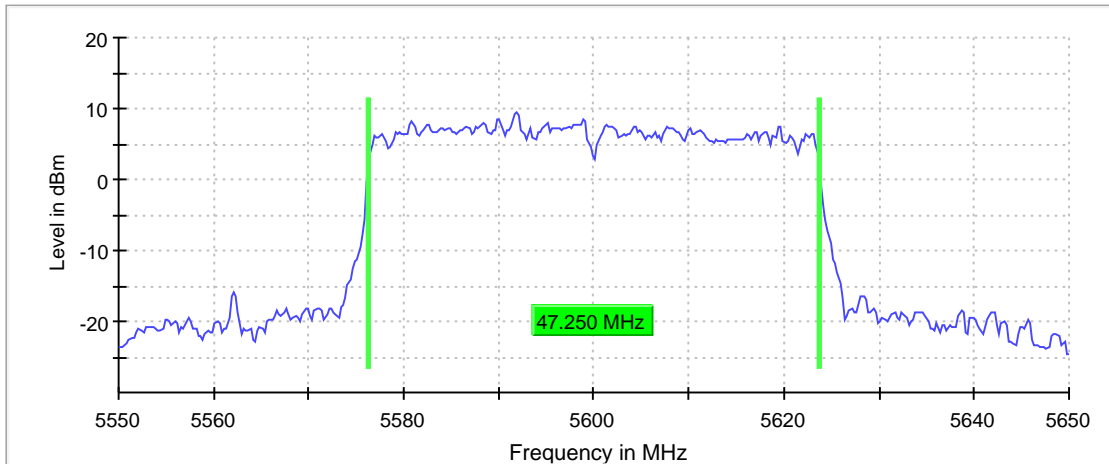
Test according to FCC title 47 part 15 §15.407(a),(e), KDB 789033 D02 General U-NII Test Procedures New Rules v02r01 D and ANSI C63.10-2013

## 99 % Bandwidth

DUT Frequency (MHz)	Bandwidth (MHz)	Limit Min (MHz)	Limit Max (MHz)	Band Edge Left (MHz)	Band Edge Right (MHz)
5600.000000	47.250000	---	---	5576.375000	5623.625000

(continuation of the "99 % Bandwidth" table from column 6 ...)

DUT Frequency (MHz)	Result
5600.000000	PASS



# Occupied Channel Bandwidth 99% (5695 MHz; 30.000 dBm; 50 MHz)

Customized settings.

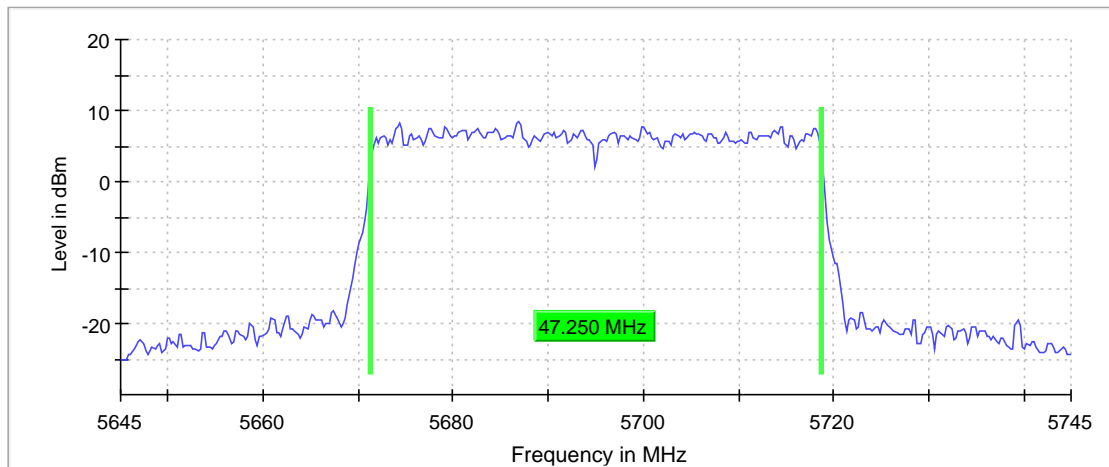
Test according to FCC title 47 part 15 §15.407(a),(e), KDB 789033 D02 General U-NII Test Procedures New Rules v02r01 D and ANSI C63.10-2013

## 99 % Bandwidth

DUT Frequency (MHz)	Bandwidth (MHz)	Bandwidth U-NII 2C (MHz)	Bandwidth U-NII 3 (MHz)	Limit Min (MHz)	Limit Max (MHz)
5695.000000	47.250000	47.250000	0.000000	---	---

(continuation of the "99 % Bandwidth" table from column 6 ...)

DUT Frequency (MHz)	Band Edge Left (MHz)	Band Edge Right (MHz)	Result
5695.000000	5671.375000	5718.625000	PASS



## Emissions in restricted frequency bands (Average)(2) (5480 MHz; 30.000 dBm; 10 MHz)

Customized settings.

Test according to FCC title 47 part 15 §15.407(b), KDB 789033 D02 General U-NII Test Procedures New Rules v02r01 II.G.1 and ANSI C63.10-2013

### Result

DUT Frequency (MHz)	Result
5480.000000	PASS

### Final measurements

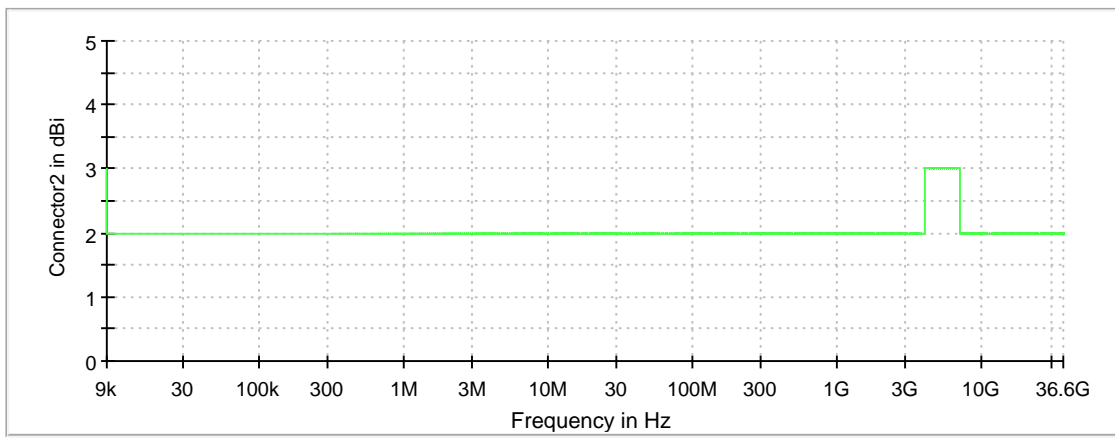
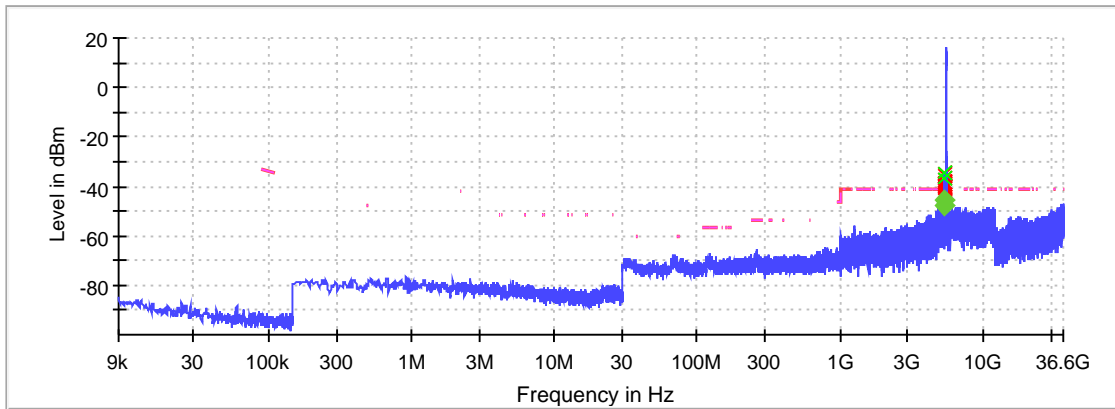
Frequency (MHz)	Level Pre Measurement (dBm)	level (dBm)	Limit (dBm)	Margin (dB)	Result
5425.750000	-36.6	-47.6	-41.2	6.4	PASS
5434.250000	-34.2	-45.8	-41.2	4.6	PASS

### Pre Measurements

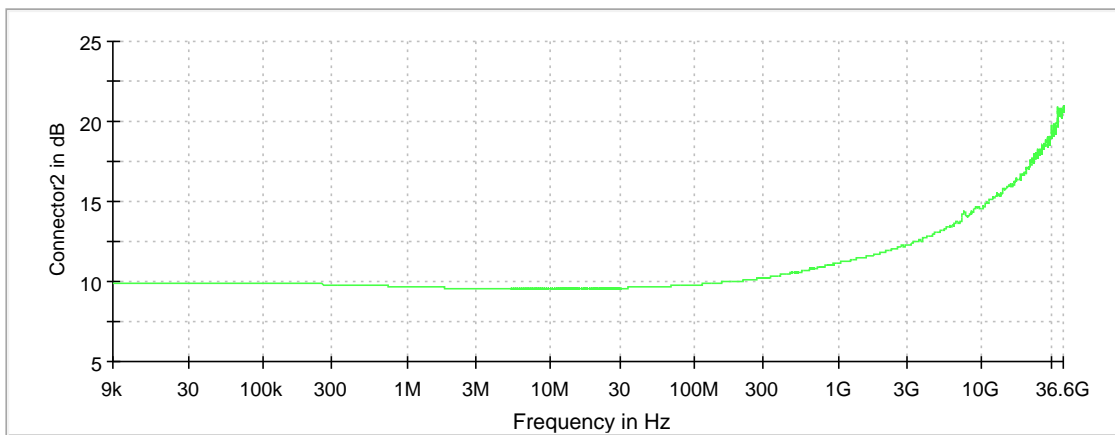
Frequency (MHz)	Level (dBm)	Margin (dB)	Limit (dBm)
5434.250000	-34.2	-7.0	-41.2
5434.750000	-35.0	-6.2	-41.2
5425.750000	-36.6	-4.6	-41.2
5425.250000	-38.0	-3.2	-41.2
5435.250000	-38.4	-2.8	-41.2
5437.750000	-38.5	-2.7	-41.2
5423.250000	-38.7	-2.5	-41.2
5422.750000	-38.7	-2.5	-41.2
5424.250000	-39.1	-2.1	-41.2
5426.250000	-39.4	-1.8	-41.2
5439.750000	-39.6	-1.6	-41.2
5437.250000	-40.1	-1.1	-41.2
5435.750000	-40.3	-0.9	-41.2
5432.250000	-40.5	-0.7	-41.2
5438.250000	-40.6	-0.6	-41.2

### Measurement Settings

Start Frequency (MHz)	Stop Frequency (MHz)	Pre Measurement	Final Measurement
0.009000	0.090000	2	2
0.090000	0.110000	2	2
0.110000	0.150000	2	2
0.150000	0.490000	2	2
0.490000	30.000000	2	2
30.000000	1000.000000	2	2
1000.000000	2000.000000	1	1
2000.000000	5150.000000	1	1
5150.000000	5850.000000	1	1
5850.000000	12000.000000	1	1
12000.000000	26000.000000	1	1
26000.000000	36600.000000	1	1



Connector2



Connector2

## Emissions in restricted frequency bands (Average) (5600 MHz; 30.000 dBm; 10 MHz)

Customized settings.

Test according to FCC title 47 part 15 §15.407(b), KDB 789033 D02 General U-NII Test Procedures New Rules v02r01 II.G.1 and ANSI C63.10-2013

### Result

DUT Frequency (MHz)	Result
5600.000000	PASS

### Final measurements

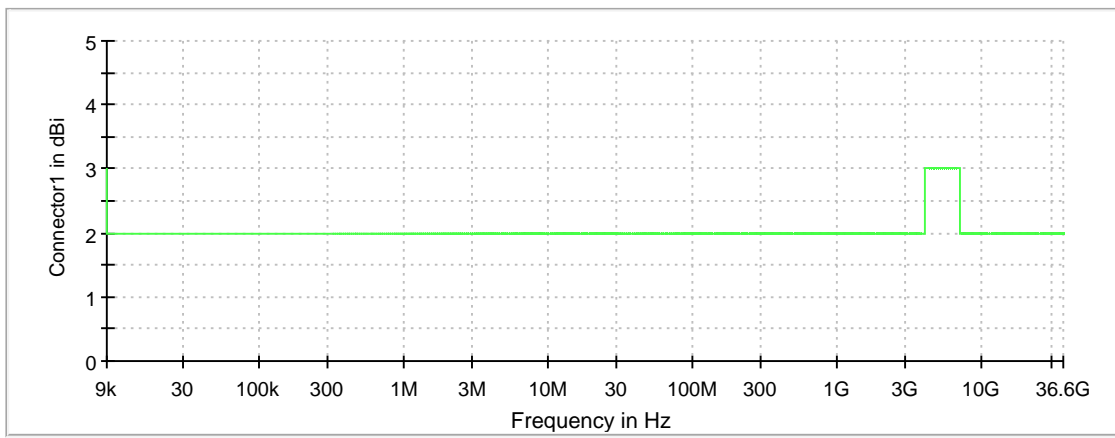
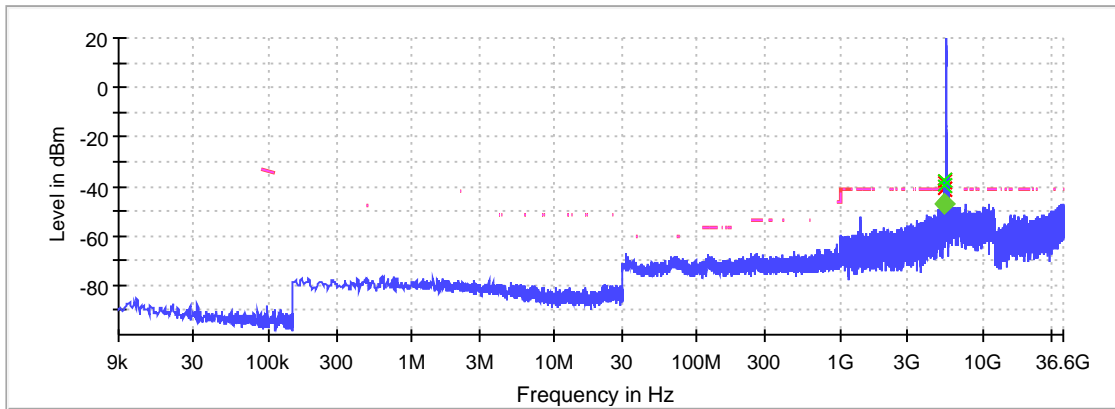
Frequency (MHz)	Level Pre Measurement (dBm)	level (dBm)	Limit (dBm)	Margin (dB)	Result
5436.750000	-39.9	-47.3	-41.2	6.1	PASS
5442.750000	-37.7	-47.0	-41.2	5.8	PASS

### Pre Measurements

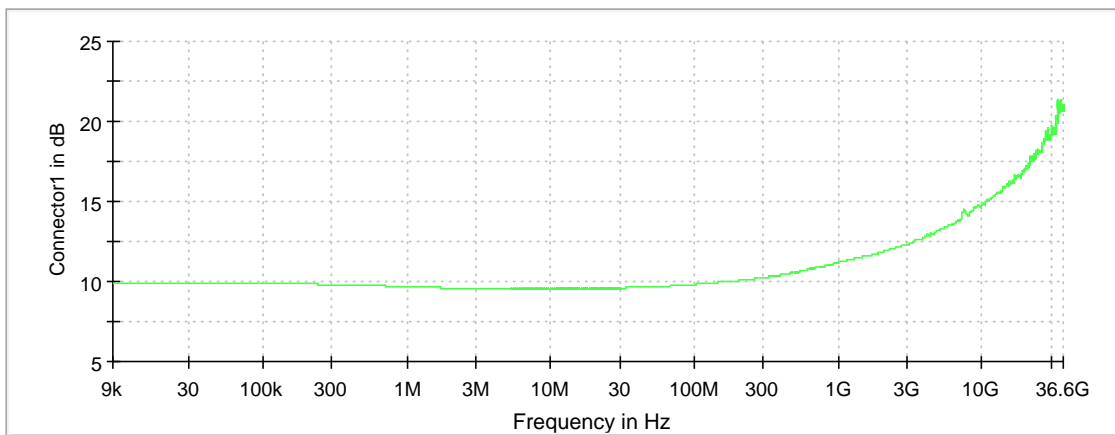
Frequency (MHz)	Level (dBm)	Margin (dB)	Limit (dBm)
5442.750000	-37.7	-3.5	-41.2
5442.250000	-37.8	-3.4	-41.2
5436.750000	-39.9	-1.3	-41.2
5441.250000	-40.7	-0.5	-41.2
5436.250000	-41.1	-0.1	-41.2
5440.750000	-42.2	1.0	-41.2
5443.250000	-42.5	1.3	-41.2
5441.750000	-43.5	2.3	-41.2
5444.250000	-43.9	2.7	-41.2
5437.750000	-44.0	2.8	-41.2
5437.250000	-44.0	2.8	-41.2
5438.750000	-44.4	3.2	-41.2
5439.250000	-44.6	3.4	-41.2
5438.250000	-44.9	3.7	-41.2
5440.250000	-45.0	3.8	-41.2

### Measurement Settings

Start Frequency (MHz)	Stop Frequency (MHz)	Pre Measurement	Final Measurement
0.009000	0.090000	2	2
0.090000	0.110000	2	2
0.110000	0.150000	2	2
0.150000	0.490000	2	2
0.490000	30.000000	2	2
30.000000	1000.000000	2	2
1000.000000	2000.000000	1	1
2000.000000	5150.000000	1	1
5150.000000	5850.000000	1	1
5850.000000	12000.000000	1	1
12000.000000	26000.000000	1	1
26000.000000	36600.000000	1	1



Connector1



Connector1

## Emissions in restricted frequency bands (Average) (5715 MHz; 30.000 dBm; 10 MHz)

Customized settings.

Test according to FCC title 47 part 15 §15.407(b), KDB 789033 D02 General U-NII Test Procedures New Rules v02r01 II.G.1 and ANSI C63.10-2013

### Result

DUT Frequency (MHz)	Result
5715.000000	PASS

### Final measurements

Frequency (MHz)	Level Pre Measurement (dBm)	level (dBm)	Limit (dBm)	Margin (dB)	Result
---	---	---	---	---	---

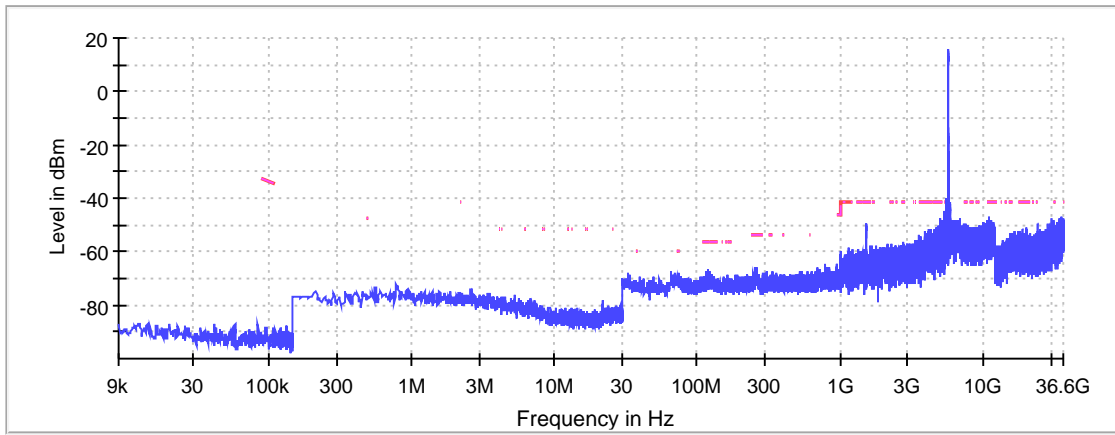
### Pre Measurements

Frequency (MHz)	Level (dBm)	Margin (dB)	Limit (dBm)
5393.250000	-44.9	3.7	-41.2
5392.750000	-44.9	3.7	-41.2
5398.250000	-45.4	4.2	-41.2
5394.250000	-46.2	5.0	-41.2
5395.750000	-46.3	5.1	-41.2
11181.250000	-46.5	5.3	-41.2
5396.750000	-47.1	5.9	-41.2
5395.250000	-47.2	6.0	-41.2
5394.750000	-47.4	6.2	-41.2
5397.750000	-47.4	6.2	-41.2
5074.250000	-47.4	6.2	-41.2
11245.750000	-47.8	6.6	-41.2
36443.750000	-47.8	6.6	-41.2
31243.250000	-48.1	6.9	-41.2
11259.250000	-48.1	6.9	-41.2

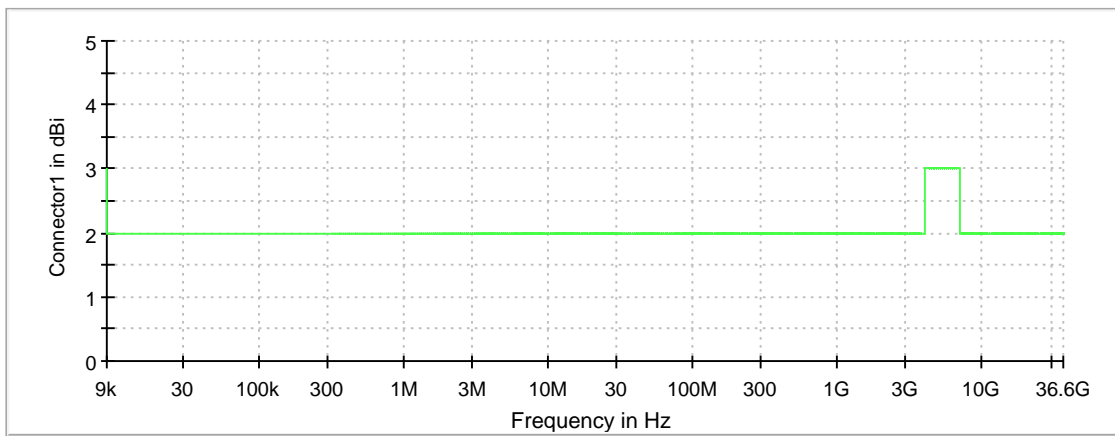
### Measurement Settings

Start Frequency (MHz)	Stop Frequency (MHz)	Pre Measurement	Final Measurement
0.009000	0.090000	2	2
0.090000	0.110000	2	2
0.110000	0.150000	2	2
0.150000	0.490000	2	2
0.490000	30.000000	2	2
30.000000	1000.000000	2	2
1000.000000	2000.000000	1	1
2000.000000	5150.000000	1	1
5150.000000	5850.000000	1	1
5850.000000	12000.000000	1	1
12000.000000	26000.000000	1	1
26000.000000	36600.000000	1	1

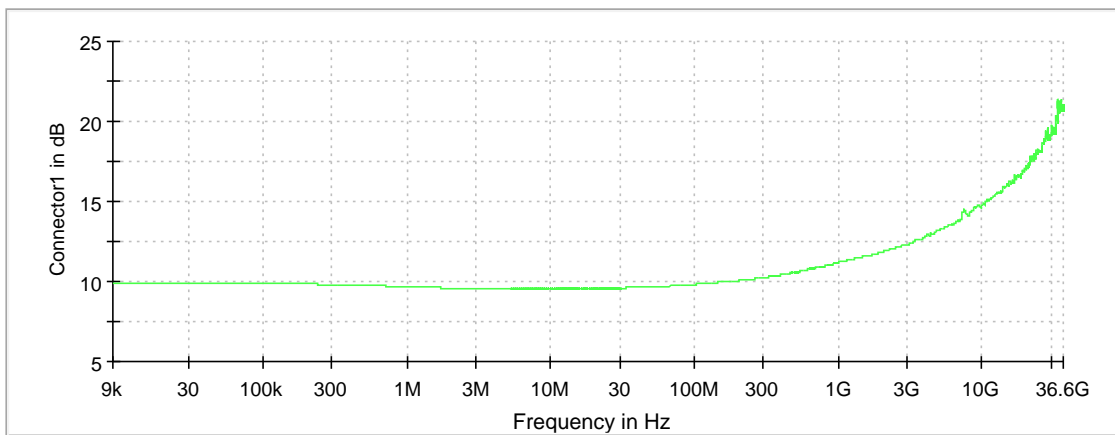




— Limit    - - - Threshold    × Critical    — Sum Level    × Final Critical



— Connector1



— Connector1

## Emissions in restricted frequency bands (Average) (5485 MHz; 30.000 dBm; 20 MHz)

Customized settings.

Test according to FCC title 47 part 15 §15.407(b), KDB 789033 D02 General U-NII Test Procedures New Rules v02r01 II.G.1 and ANSI C63.10-2013

### Result

DUT Frequency (MHz)	Result
5485.000000	PASS

### Final measurements

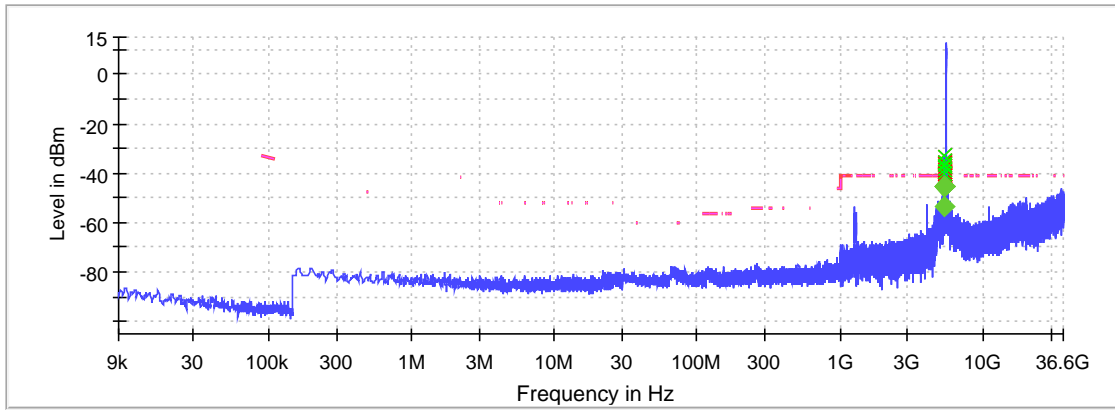
Frequency (MHz)	Level Pre Measurement (dBm)	level (dBm)	Limit (dBm)	Margin (dB)	Result
5434.750000	-38.7	-45.4	-41.2	4.2	PASS
5439.250000	-35.0	-45.2	-41.2	4.0	PASS
5440.750000	-36.9	-45.4	-41.2	4.2	PASS
5444.750000	-32.9	-45.1	-41.2	3.9	PASS
5448.250000	-37.4	-45.5	-41.2	4.3	PASS
5457.750000	-40.0	-53.8	-41.2	12.6	PASS

### Pre Measurements

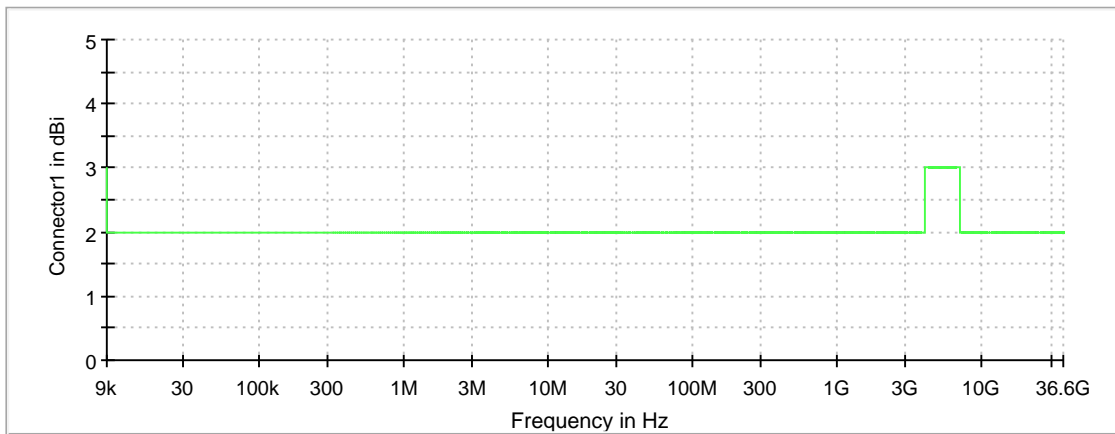
Frequency (MHz)	Level (dBm)	Margin (dB)	Limit (dBm)
5444.750000	-32.9	-8.3	-41.2
5439.250000	-35.0	-6.2	-41.2
5444.250000	-36.0	-5.2	-41.2
5438.750000	-36.0	-5.2	-41.2
5440.750000	-36.9	-4.3	-41.2
5448.250000	-37.4	-3.8	-41.2
5448.750000	-37.5	-3.7	-41.2
5441.250000	-37.9	-3.3	-41.2
5434.750000	-38.7	-2.5	-41.2
5440.250000	-39.2	-2.0	-41.2
5447.750000	-39.5	-1.7	-41.2
5433.250000	-39.6	-1.6	-41.2
5457.750000	-40.0	-1.2	-41.2
5449.250000	-40.1	-1.1	-41.2
5438.250000	-40.4	-0.8	-41.2

### Measurement Settings

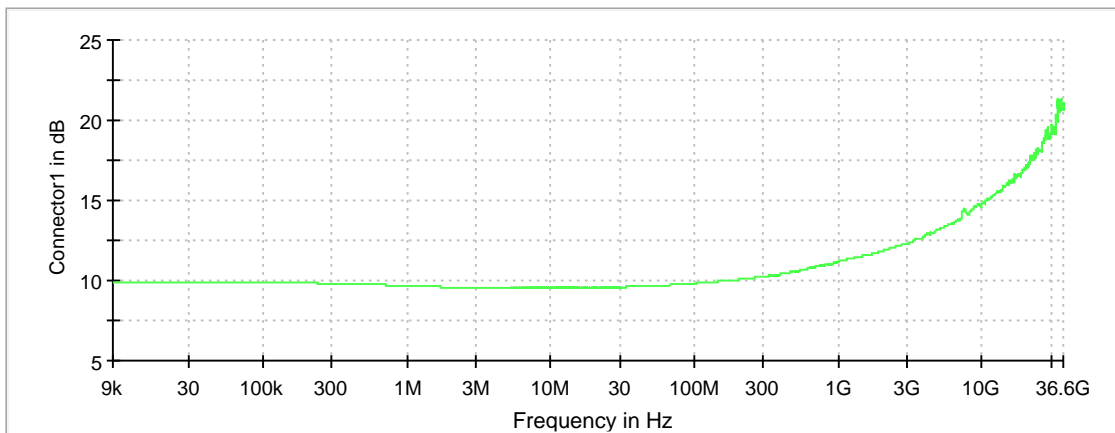
Start Frequency (MHz)	Stop Frequency (MHz)	Pre Measurement	Final Measurement
0.009000	0.090000	2	2
0.090000	0.110000	2	2
0.110000	0.150000	2	2
0.150000	0.490000	2	2
0.490000	30.000000	2	2
30.000000	1000.000000	2	2
1000.000000	2000.000000	1	1
2000.000000	5150.000000	1	1
5150.000000	5850.000000	1	1
5850.000000	12000.000000	1	1
12000.000000	26000.000000	1	1
26000.000000	36600.000000	1	1



— Limit  
- - - Threshold  
— Sum Level  
x Final Critical  
◆ Fail  
◆ Critical Pass



— Connector1



— Connector1

## Emissions in restricted frequency bands (Average) (5600 MHz; 30.000 dBm; 20 MHz)

Customized settings.

Test according to FCC title 47 part 15 §15.407(b), KDB 789033 D02 General U-NII Test Procedures New Rules v02r01 II.G.1 and ANSI C63.10-2013

### Result

DUT Frequency (MHz)	Result
5600.000000	PASS

### Final measurements

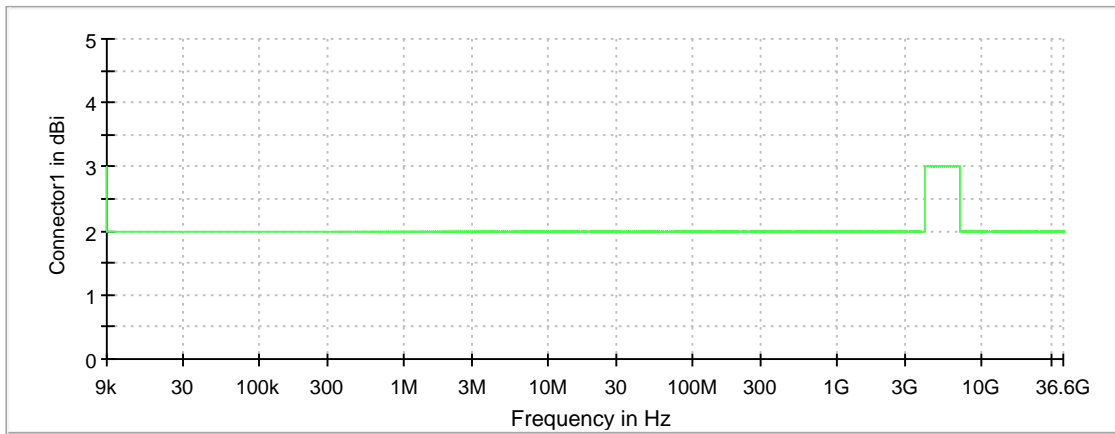
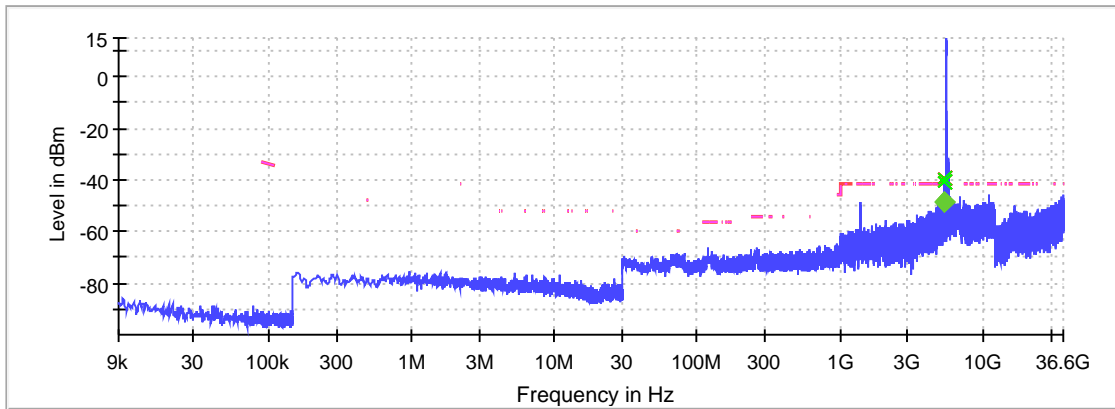
Frequency (MHz)	Level Pre Measurement (dBm)	level (dBm)	Limit (dBm)	Margin (dB)	Result
5436.750000	-40.8	-48.4	-41.2	7.2	PASS
5445.250000	-39.3	-48.4	-41.2	7.2	PASS
5448.250000	-41.0	-48.7	-41.2	7.5	PASS

### Pre Measurements

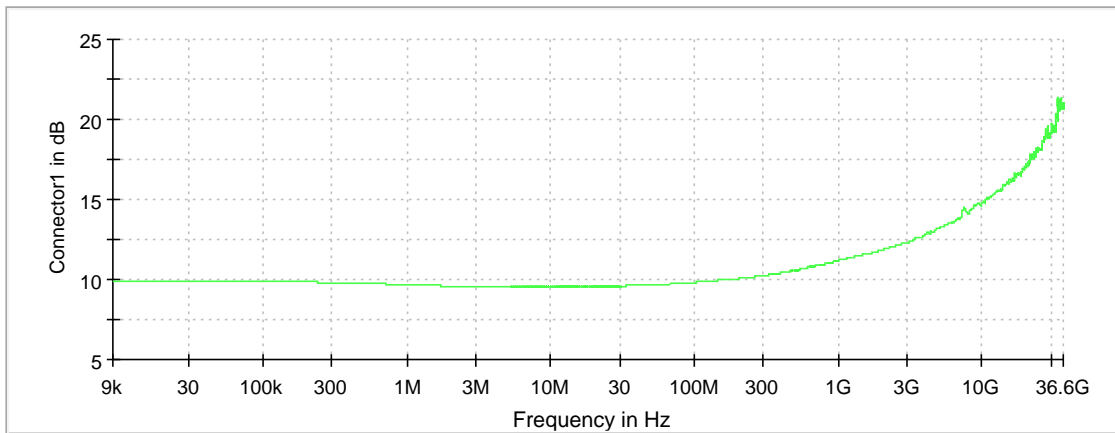
Frequency (MHz)	Level (dBm)	Margin (dB)	Limit (dBm)
5445.250000	-39.3	-1.9	-41.2
5442.250000	-39.4	-1.8	-41.2
5441.750000	-39.5	-1.7	-41.2
5436.750000	-40.8	-0.4	-41.2
5448.250000	-41.0	-0.2	-41.2
5447.750000	-41.4	0.2	-41.2
5440.750000	-41.4	0.2	-41.2
5446.250000	-41.5	0.3	-41.2
5445.750000	-41.5	0.3	-41.2
5435.750000	-41.6	0.4	-41.2
5444.750000	-41.7	0.5	-41.2
5444.250000	-41.9	0.7	-41.2
5441.250000	-42.2	1.0	-41.2
5438.250000	-42.2	1.0	-41.2
5437.250000	-43.0	1.8	-41.2

### Measurement Settings

Start Frequency (MHz)	Stop Frequency (MHz)	Pre Measurement	Final Measurement
0.009000	0.090000	2	2
0.090000	0.110000	2	2
0.110000	0.150000	2	2
0.150000	0.490000	2	2
0.490000	30.000000	2	2
30.000000	1000.000000	2	2
1000.000000	2000.000000	1	1
2000.000000	5150.000000	1	1
5150.000000	5850.000000	1	1
5850.000000	12000.000000	1	1
12000.000000	26000.000000	1	1
26000.000000	36600.000000	1	1



Connector1



Connector1

## Emissions in restricted frequency bands (Average) (5710 MHz; 30.000 dBm; 20 MHz)

Customized settings.

Test according to FCC title 47 part 15 §15.407(b), KDB 789033 D02 General U-NII Test Procedures New Rules v02r01 II.G.1 and ANSI C63.10-2013

### Result

DUT Frequency (MHz)	Result
5710.000000	PASS

### Final measurements

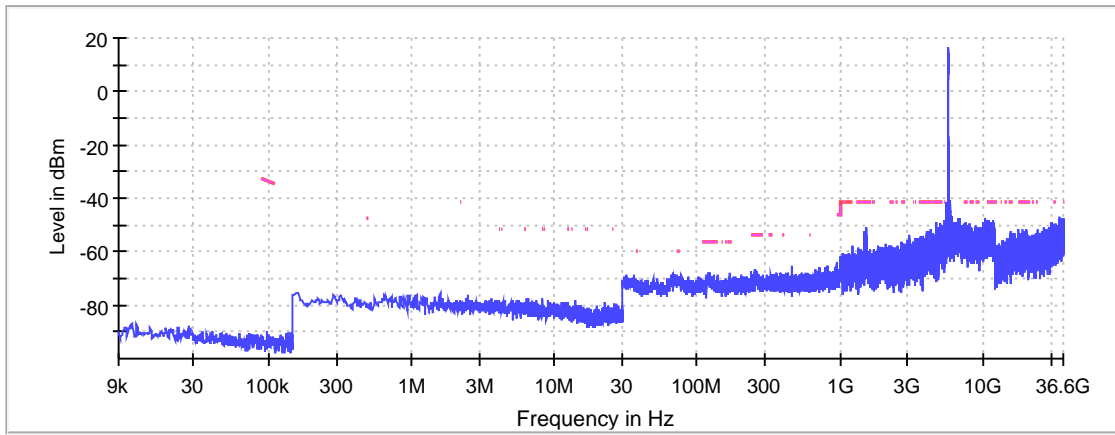
Frequency (MHz)	Level Pre Measurement (dBm)	level (dBm)	Limit (dBm)	Margin (dB)	Result
---	---	---	---	---	---

### Pre Measurements

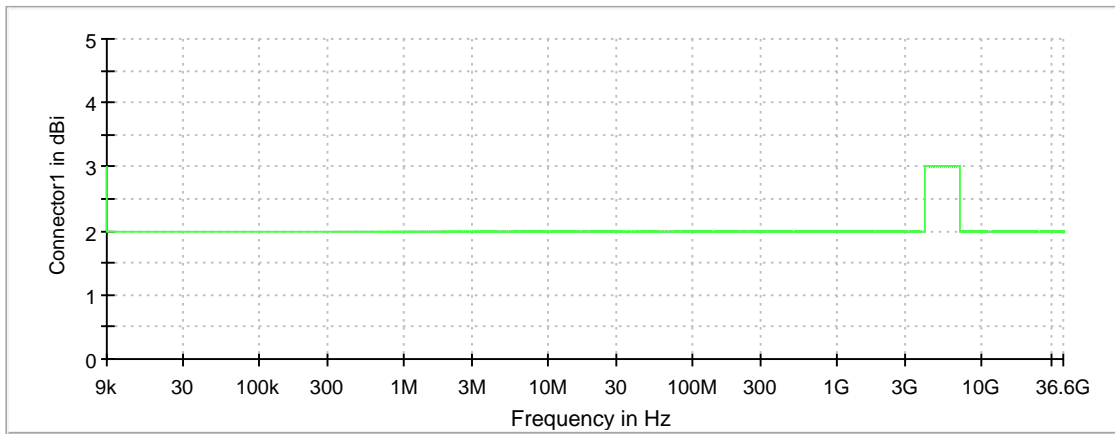
Frequency (MHz)	Level (dBm)	Margin (dB)	Limit (dBm)
36456.250000	-47.3	6.1	-41.2
36474.250000	-47.8	6.6	-41.2
11835.750000	-48.0	6.8	-41.2
5395.250000	-48.0	6.8	-41.2
11231.250000	-48.1	6.9	-41.2
11230.750000	-48.1	6.9	-41.2
5398.250000	-48.3	7.1	-41.2
5397.750000	-48.4	7.2	-41.2
10748.250000	-48.4	7.2	-41.2
5399.250000	-48.4	7.2	-41.2
5398.750000	-48.4	7.2	-41.2
11236.750000	-48.5	7.3	-41.2
36440.250000	-48.5	7.3	-41.2
4793.750000	-48.6	7.4	-41.2
5390.250000	-48.6	7.4	-41.2

### Measurement Settings

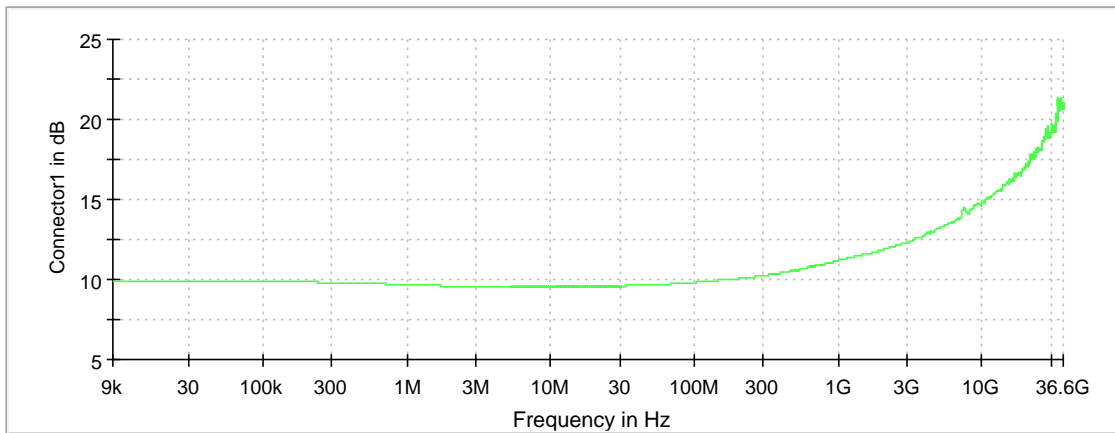
Start Frequency (MHz)	Stop Frequency (MHz)	Pre Measurement	Final Measurement
0.009000	0.090000	2	2
0.090000	0.110000	2	2
0.110000	0.150000	2	2
0.150000	0.490000	2	2
0.490000	30.000000	2	2
30.000000	1000.000000	2	2
1000.000000	2000.000000	1	1
2000.000000	5150.000000	1	1
5150.000000	5850.000000	1	1
5850.000000	12000.000000	1	1
12000.000000	26000.000000	1	1
26000.000000	36600.000000	1	1



— Limit    - - - Threshold    × Critical    — Sum Level    × Final Critical



— Connector1



— Connector1

## Emissions in restricted frequency bands (Average)(2) (5600 MHz; 30.000 dBm; 10 MHz)

Customized settings.

Test according to FCC title 47 part 15 §15.407(b), KDB 789033 D02 General U-NII Test Procedures New Rules v02r01 II.G.1 and ANSI C63.10-2013

### Result

DUT Frequency (MHz)	Result
5600.000000	PASS

### Final measurements

Frequency (MHz)	Level Pre Measurement (dBm)	level (dBm)	Limit (dBm)	Margin (dB)	Result
---	---	---	---	---	---

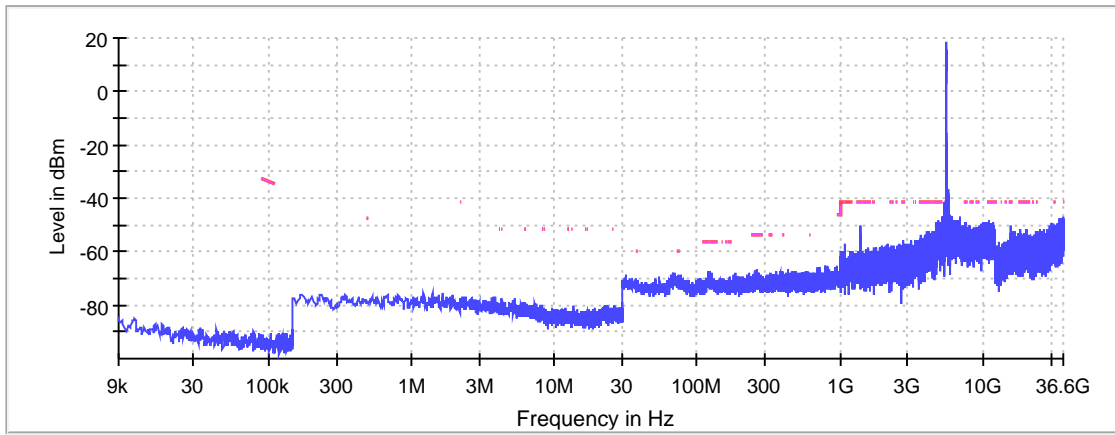
### Pre Measurements

Frequency (MHz)	Level (dBm)	Margin (dB)	Limit (dBm)
5424.250000	-41.3	0.1	-41.2
5423.750000	-43.0	1.8	-41.2
5444.250000	-44.2	3.0	-41.2
5440.250000	-44.4	3.2	-41.2
5443.250000	-44.4	3.2	-41.2
5424.750000	-44.5	3.3	-41.2
5444.750000	-44.6	3.4	-41.2
5443.750000	-44.7	3.5	-41.2
5439.250000	-45.4	4.2	-41.2
5442.250000	-45.5	4.3	-41.2
5417.750000	-45.5	4.3	-41.2
5416.750000	-45.7	4.5	-41.2
5419.250000	-45.9	4.7	-41.2
5441.750000	-45.9	4.7	-41.2
5436.250000	-46.0	4.8	-41.2

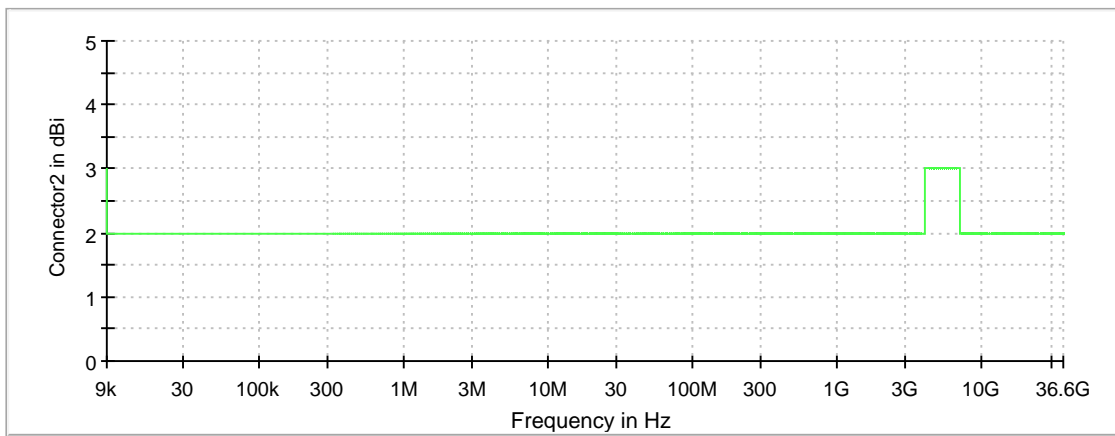
### Measurement Settings

Start Frequency (MHz)	Stop Frequency (MHz)	Pre Measurement	Final Measurement
0.009000	0.090000	2	2
0.090000	0.110000	2	2
0.110000	0.150000	2	2
0.150000	0.490000	2	2
0.490000	30.000000	2	2
30.000000	1000.000000	2	2
1000.000000	2000.000000	1	1
2000.000000	5150.000000	1	1
5150.000000	5850.000000	1	1
5850.000000	12000.000000	1	1
12000.000000	26000.000000	1	1
26000.000000	36600.000000	1	1

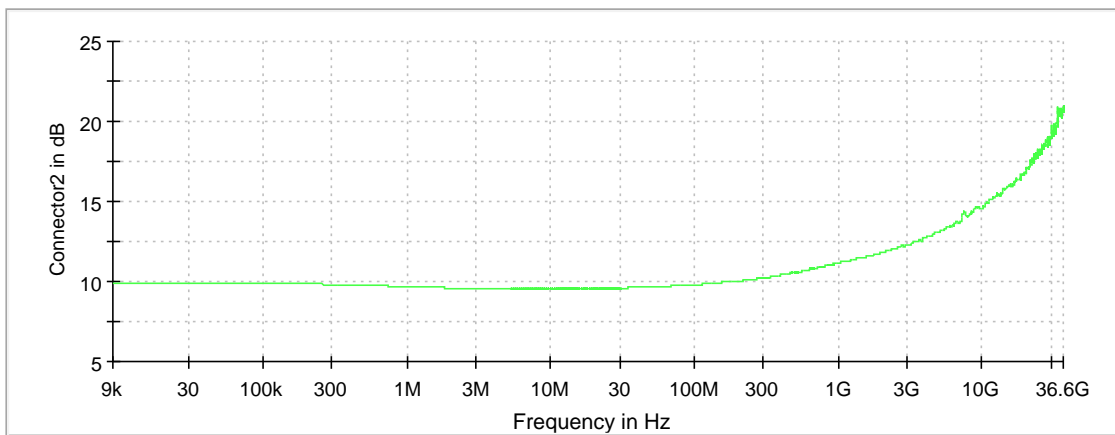




— Limit    - - - Threshold    × Critical    — Sum Level    × Final Critical



— Connector2



— Connector2

## Emissions in restricted frequency bands (Average)(2) (5715 MHz; 30.000 dBm; 10 MHz)

Customized settings.

Test according to FCC title 47 part 15 §15.407(b), KDB 789033 D02 General U-NII Test Procedures New Rules v02r01 II.G.1 and ANSI C63.10-2013

### Result

DUT Frequency (MHz)	Result
5715.000000	PASS

### Final measurements

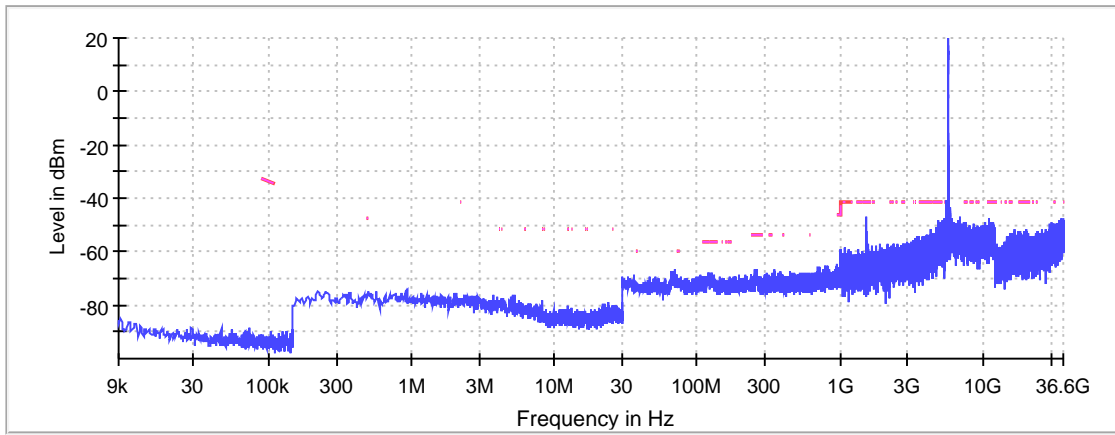
Frequency (MHz)	Level Pre Measurement (dBm)	level (dBm)	Limit (dBm)	Margin (dB)	Result
---	---	---	---	---	---

### Pre Measurements

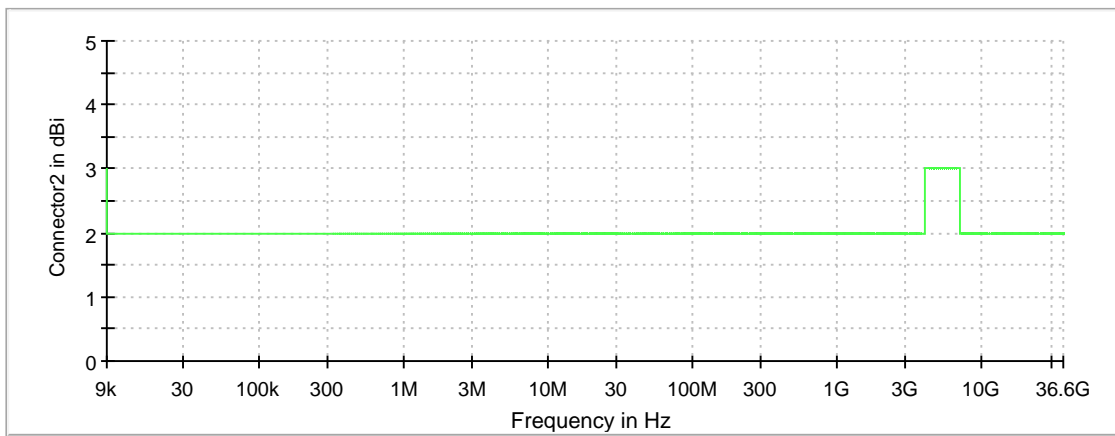
Frequency (MHz)	Level (dBm)	Margin (dB)	Limit (dBm)
1511.250000	-46.7	5.5	-41.2
1510.750000	-47.1	5.9	-41.2
5397.250000	-47.3	6.1	-41.2
5396.750000	-47.3	6.1	-41.2
5397.750000	-47.4	6.2	-41.2
11160.750000	-47.7	6.5	-41.2
11213.250000	-47.8	6.6	-41.2
1511.750000	-47.9	6.7	-41.2
36461.250000	-47.9	6.7	-41.2
4959.750000	-48.2	7.0	-41.2
5398.250000	-48.2	7.0	-41.2
5394.250000	-48.3	7.1	-41.2
11221.750000	-48.4	7.2	-41.2
11221.250000	-48.4	7.2	-41.2
36434.750000	-48.6	7.4	-41.2

### Measurement Settings

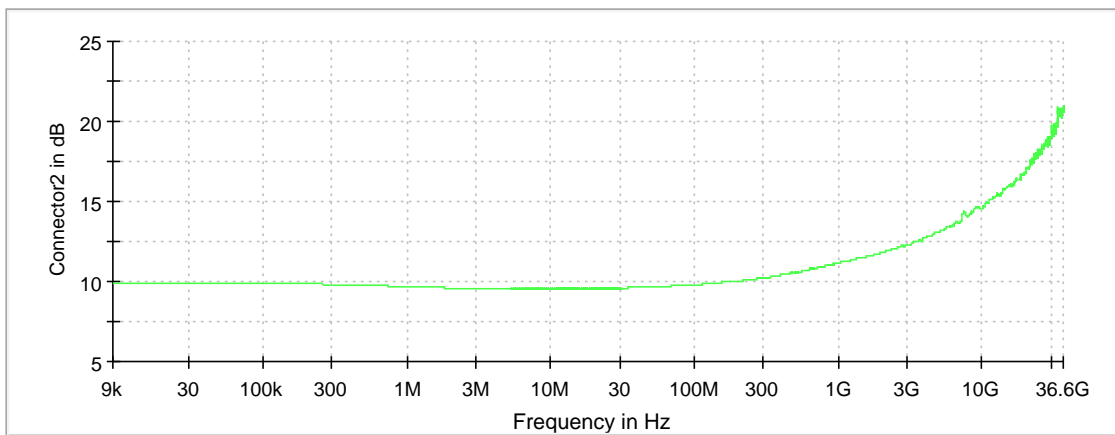
Start Frequency (MHz)	Stop Frequency (MHz)	Pre Measurement	Final Measurement
0.009000	0.090000	2	2
0.090000	0.110000	2	2
0.110000	0.150000	2	2
0.150000	0.490000	2	2
0.490000	30.000000	2	2
30.000000	1000.000000	2	2
1000.000000	2000.000000	1	1
2000.000000	5150.000000	1	1
5150.000000	5850.000000	1	1
5850.000000	12000.000000	1	1
12000.000000	26000.000000	1	1
26000.000000	36600.000000	1	1



— Limit    - - - Threshold    × Critical    — Sum Level    × Final Critical



— Connector2



— Connector2

## Emissions in restricted frequency bands (Average)(2) (5485 MHz; 30.000 dBm; 20 MHz)

Customized settings.

Test according to FCC title 47 part 15 §15.407(b), KDB 789033 D02 General U-NII Test Procedures New Rules v02r01 II.G.1 and ANSI C63.10-2013

### Result

DUT Frequency (MHz)	Result
5485.000000	PASS

### Final measurements

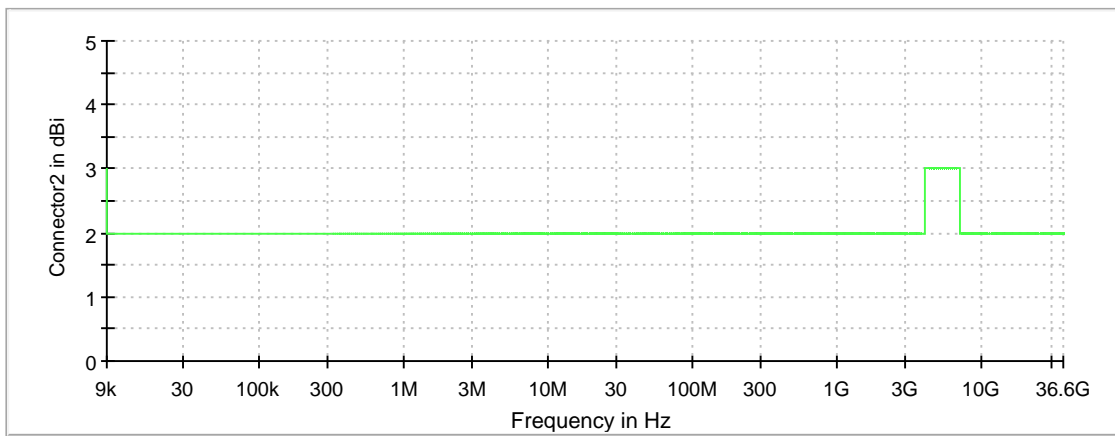
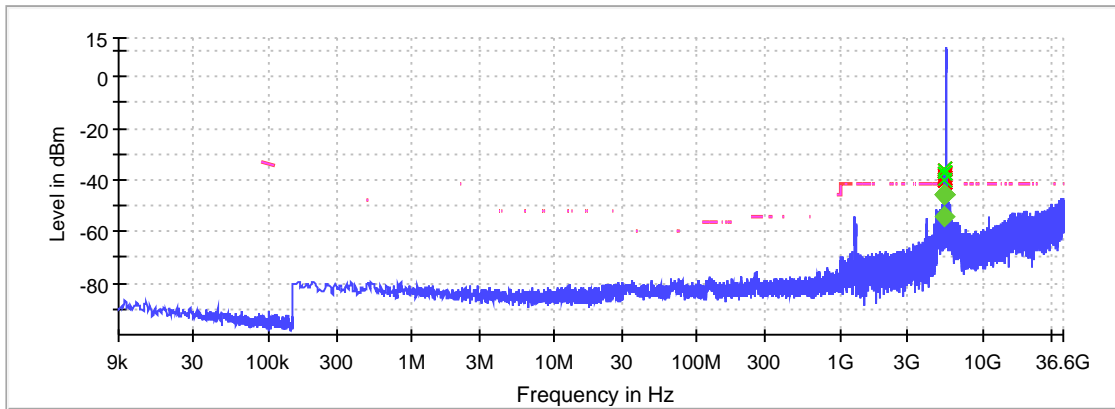
Frequency (MHz)	Level Pre Measurement (dBm)	level (dBm)	Limit (dBm)	Margin (dB)	Result
5433.250000	-37.3	-45.8	-41.2	4.6	PASS
5444.750000	-37.3	-45.4	-41.2	4.2	PASS
5445.750000	-36.0	-45.4	-41.2	4.2	PASS
5448.750000	-37.1	-45.8	-41.2	4.6	PASS
5457.250000	-40.0	-54.2	-41.2	13.0	PASS

### Pre Measurements

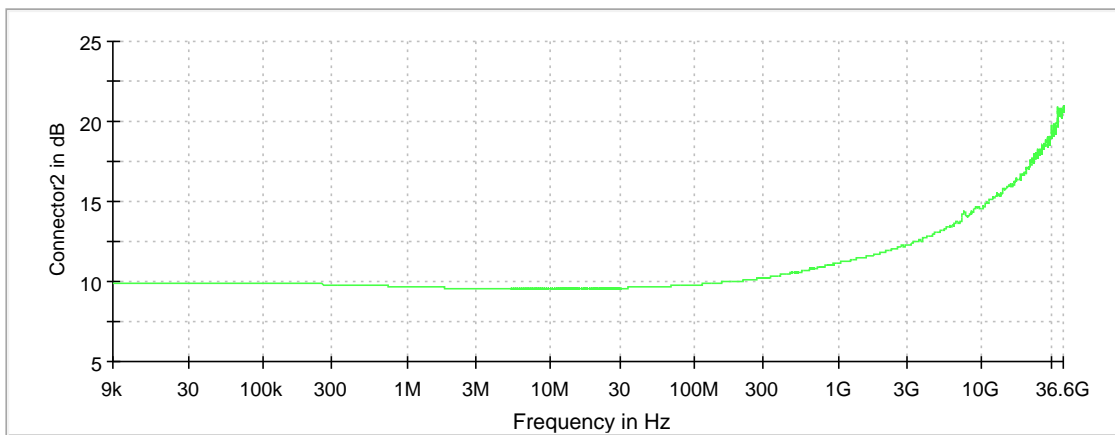
Frequency (MHz)	Level (dBm)	Margin (dB)	Limit (dBm)
5445.750000	-36.0	-5.2	-41.2
5446.250000	-36.1	-5.1	-41.2
5448.750000	-37.1	-4.1	-41.2
5433.250000	-37.3	-3.9	-41.2
5444.750000	-37.3	-3.9	-41.2
5439.750000	-38.0	-3.2	-41.2
5435.250000	-38.1	-3.1	-41.2
5442.250000	-38.2	-3.0	-41.2
5435.750000	-38.3	-2.9	-41.2
5434.750000	-38.9	-2.3	-41.2
5436.250000	-39.2	-2.0	-41.2
5450.250000	-39.3	-1.9	-41.2
5449.750000	-39.3	-1.9	-41.2
5441.750000	-39.3	-1.9	-41.2
5438.750000	-39.5	-1.7	-41.2

### Measurement Settings

Start Frequency (MHz)	Stop Frequency (MHz)	Pre Measurement	Final Measurement
0.009000	0.090000	2	2
0.090000	0.110000	2	2
0.110000	0.150000	2	2
0.150000	0.490000	2	2
0.490000	30.000000	2	2
30.000000	1000.000000	2	2
1000.000000	2000.000000	1	1
2000.000000	5150.000000	1	1
5150.000000	5850.000000	1	1
5850.000000	12000.000000	1	1
12000.000000	26000.000000	1	1
26000.000000	36600.000000	1	1



Connector2



Connector2

## Emissions in restricted frequency bands (Average)(2) (5600 MHz; 30.000 dBm; 20 MHz)

Customized settings.

Test according to FCC title 47 part 15 §15.407(b), KDB 789033 D02 General U-NII Test Procedures New Rules v02r01 II.G.1 and ANSI C63.10-2013

### Result

DUT Frequency (MHz)	Result
5600.000000	PASS

### Final measurements

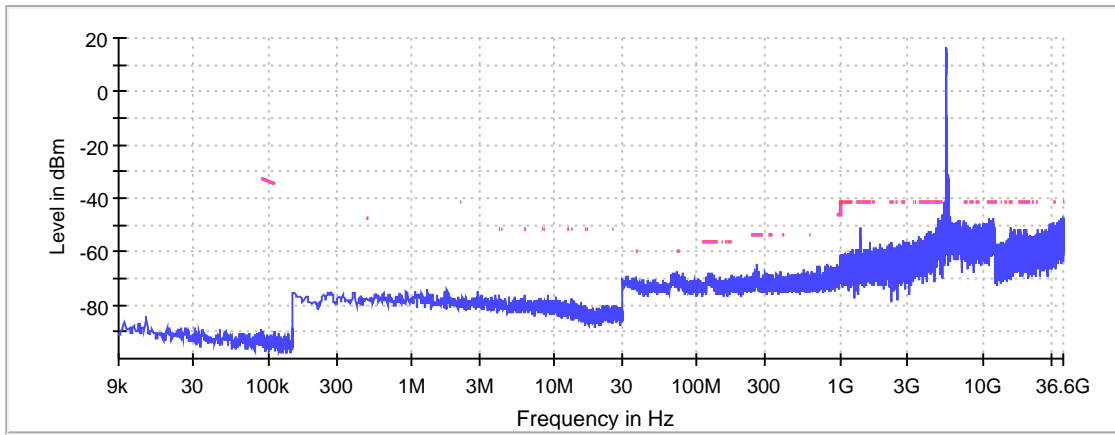
Frequency (MHz)	Level Pre Measurement (dBm)	level (dBm)	Limit (dBm)	Margin (dB)	Result
---	---	---	---	---	---

### Pre Measurements

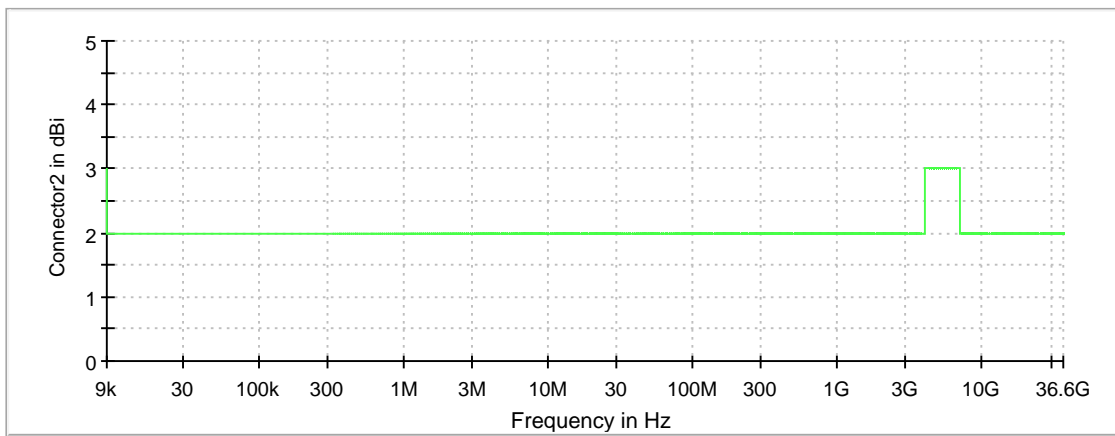
Frequency (MHz)	Level (dBm)	Margin (dB)	Limit (dBm)
5434.250000	-41.4	0.2	-41.2
5435.750000	-43.3	2.1	-41.2
5440.250000	-43.5	2.3	-41.2
5442.750000	-43.8	2.6	-41.2
5439.750000	-44.2	3.0	-41.2
5442.250000	-44.6	3.4	-41.2
5432.250000	-44.7	3.5	-41.2
5438.750000	-45.6	4.4	-41.2
5434.750000	-45.6	4.4	-41.2
5446.250000	-46.1	4.9	-41.2
5438.250000	-46.3	5.1	-41.2
5436.750000	-46.3	5.1	-41.2
5436.250000	-46.4	5.2	-41.2
5443.750000	-46.5	5.3	-41.2
5414.250000	-46.6	5.4	-41.2

### Measurement Settings

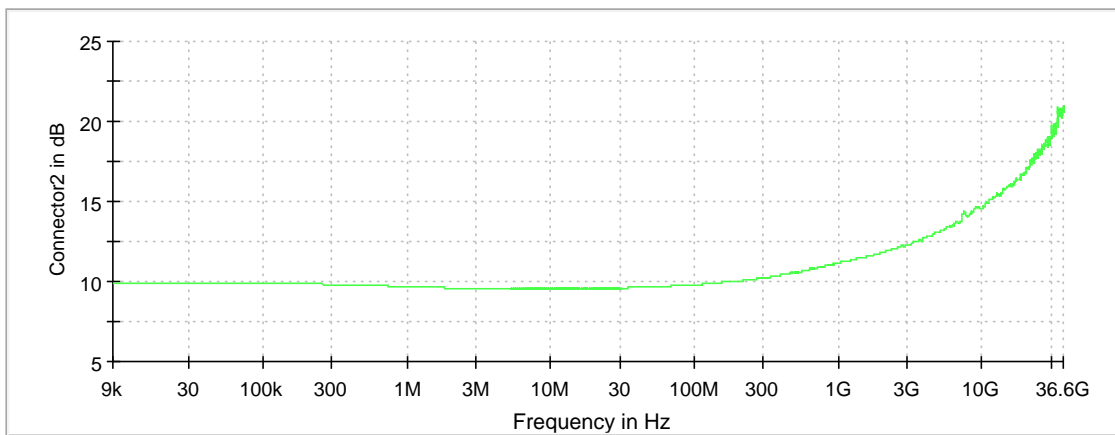
Start Frequency (MHz)	Stop Frequency (MHz)	Pre Measurement	Final Measurement
0.009000	0.090000	2	2
0.090000	0.110000	2	2
0.110000	0.150000	2	2
0.150000	0.490000	2	2
0.490000	30.000000	2	2
30.000000	1000.000000	2	2
1000.000000	2000.000000	1	1
2000.000000	5150.000000	1	1
5150.000000	5850.000000	1	1
5850.000000	12000.000000	1	1
12000.000000	26000.000000	1	1
26000.000000	36600.000000	1	1



— Limit    
 - - - Threshold    
 × Critical    
 — Sum Level    
 × Final Critical



— Connector2



— Connector2

## Emissions in restricted frequency bands (Average)(2) (5710 MHz; 30.000 dBm; 20 MHz)

Customized settings.

Test according to FCC title 47 part 15 §15.407(b), KDB 789033 D02 General U-NII Test Procedures New Rules v02r01 II.G.1 and ANSI C63.10-2013

### Result

DUT Frequency (MHz)	Result
5710.000000	PASS

### Final measurements

Frequency (MHz)	Level Pre Measurement (dBm)	level (dBm)	Limit (dBm)	Margin (dB)	Result
---	---	---	---	---	---

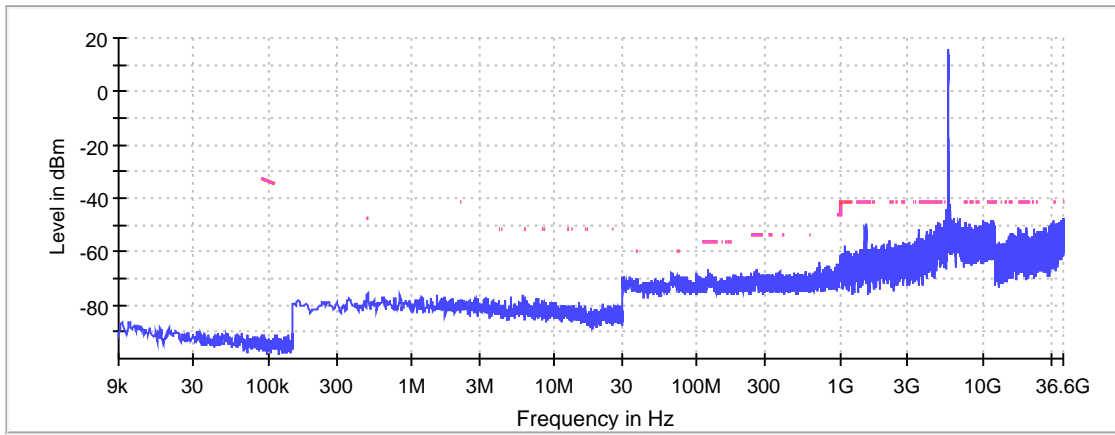
### Pre Measurements

Frequency (MHz)	Level (dBm)	Margin (dB)	Limit (dBm)
11615.250000	-47.9	6.7	-41.2
5391.250000	-47.9	6.7	-41.2
5390.750000	-48.3	7.1	-41.2
11820.250000	-48.5	7.3	-41.2
4839.250000	-48.7	7.5	-41.2
5386.750000	-48.8	7.6	-41.2
7583.750000	-48.8	7.6	-41.2
7506.750000	-48.8	7.6	-41.2
36444.250000	-48.9	7.7	-41.2
36474.250000	-48.9	7.7	-41.2
11910.250000	-48.9	7.7	-41.2
11919.750000	-49.0	7.8	-41.2
11819.750000	-49.0	7.8	-41.2
36433.750000	-49.0	7.8	-41.2
11689.750000	-49.0	7.8	-41.2

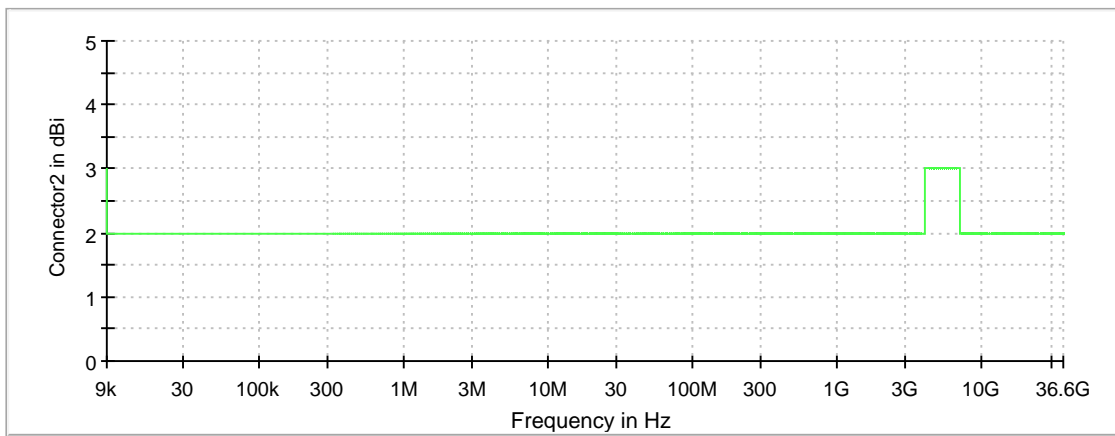
### Measurement Settings

Start Frequency (MHz)	Stop Frequency (MHz)	Pre Measurement	Final Measurement
0.009000	0.090000	2	2
0.090000	0.110000	2	2
0.110000	0.150000	2	2
0.150000	0.490000	2	2
0.490000	30.000000	2	2
30.000000	1000.000000	2	2
1000.000000	2000.000000	1	1
2000.000000	5150.000000	1	1
5150.000000	5850.000000	1	1
5850.000000	12000.000000	1	1
12000.000000	26000.000000	1	1
26000.000000	36600.000000	1	1

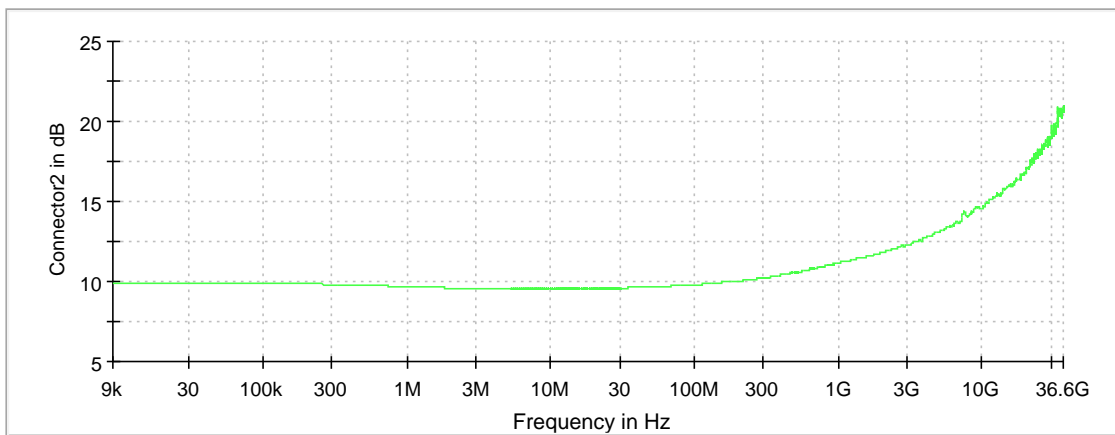




— Limit    - - - Threshold    × Critical    — Sum Level    × Final Critical



— Connector2



— Connector2

## Emissions in restricted frequency bands (Average) (5495 MHz; 30.000 dBm; 40 MHz)

Customized settings.

Test according to FCC title 47 part 15 §15.407(b), KDB 789033 D02 General U-NII Test Procedures New Rules v02r01 II.G.1 and ANSI C63.10-2013

### Result

DUT Frequency (MHz)	Result
5495.000000	PASS

### Final measurements

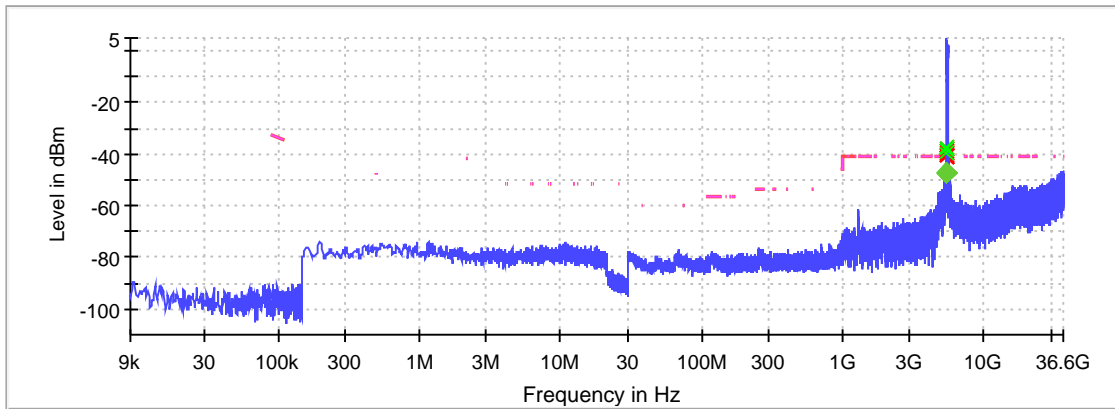
Frequency (MHz)	Level Pre Measurement (dBm)	level (dBm)	Limit (dBm)	Margin (dB)	Result
5435.250000	-37.6	-47.0	-41.2	5.8	PASS
5437.750000	-38.3	-46.9	-41.2	5.7	PASS
5442.250000	-38.2	-46.9	-41.2	5.7	PASS
5459.750000	-39.2	-47.0	-41.2	5.8	PASS

### Pre Measurements

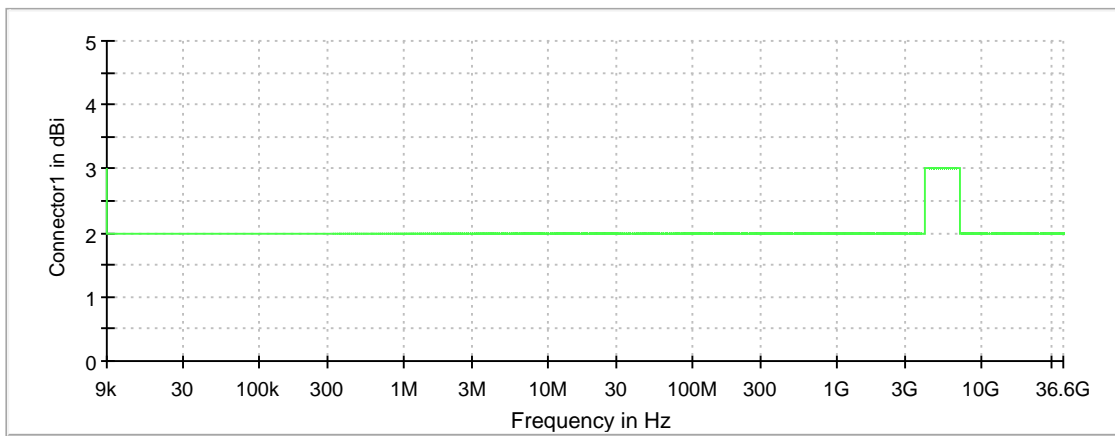
Frequency (MHz)	Level (dBm)	Margin (dB)	Limit (dBm)
5435.250000	-37.6	-3.6	-41.2
5434.750000	-37.7	-3.5	-41.2
5442.250000	-38.2	-3.0	-41.2
5437.750000	-38.3	-2.9	-41.2
5441.750000	-38.5	-2.7	-41.2
5442.750000	-39.1	-2.1	-41.2
5459.750000	-39.2	-2.0	-41.2
5459.250000	-39.4	-1.8	-41.2
5433.250000	-39.6	-1.6	-41.2
5458.750000	-39.8	-1.4	-41.2
5436.250000	-39.8	-1.4	-41.2
5436.750000	-40.2	-1.0	-41.2
5438.250000	-40.4	-0.8	-41.2
5431.750000	-40.6	-0.6	-41.2
5445.250000	-40.6	-0.6	-41.2

### Measurement Settings

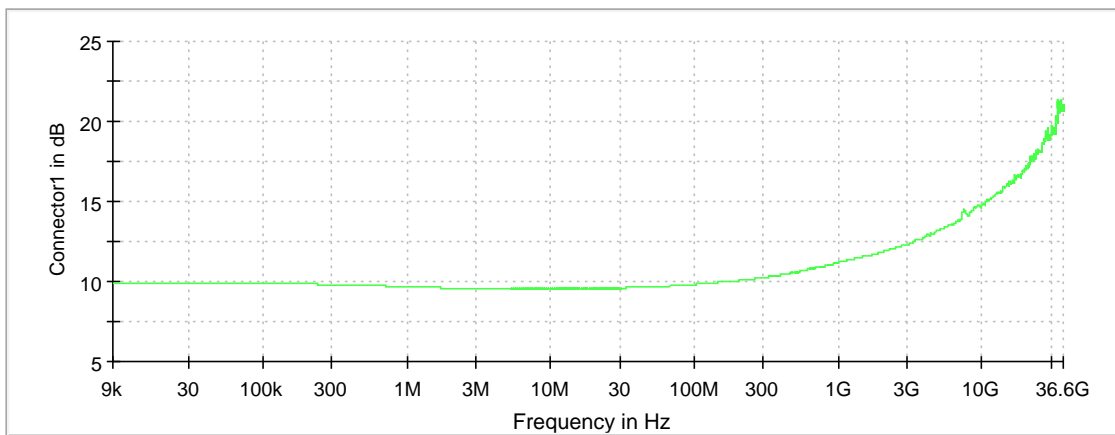
Start Frequency (MHz)	Stop Frequency (MHz)	Pre Measurement	Final Measurement
0.009000	0.090000	2	2
0.090000	0.110000	2	2
0.110000	0.150000	2	2
0.150000	0.490000	2	2
0.490000	30.000000	2	2
30.000000	1000.000000	2	2
1000.000000	2000.000000	1	1
2000.000000	5150.000000	1	1
5150.000000	5850.000000	1	1
5850.000000	12000.000000	1	1
12000.000000	26000.000000	1	1
26000.000000	36600.000000	1	1



— Limit  
x Final Critical  
- - - Threshold  
— Sum Level  
◆ Fail  
◆ Critical Pass



Connector1



Connector1

## Emissions in restricted frequency bands (Average)(2) (5495 MHz; 30.000 dBm; 40 MHz)

Customized settings.

Test according to FCC title 47 part 15 §15.407(b), KDB 789033 D02 General U-NII Test Procedures New Rules v02r01 II.G.1 and ANSI C63.10-2013

### Result

DUT Frequency (MHz)	Result
5495.000000	PASS

### Final measurements

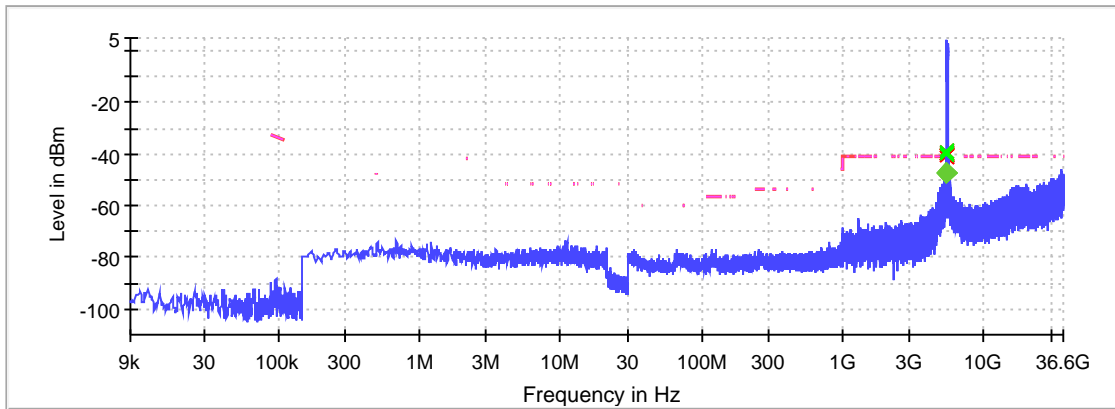
Frequency (MHz)	Level Pre Measurement (dBm)	level (dBm)	Limit (dBm)	Margin (dB)	Result
5439.250000	-40.0	-47.2	-41.2	6.0	PASS
5445.750000	-39.8	-46.9	-41.2	5.7	PASS
5457.750000	-38.7	-47.0	-41.2	5.8	PASS

### Pre Measurements

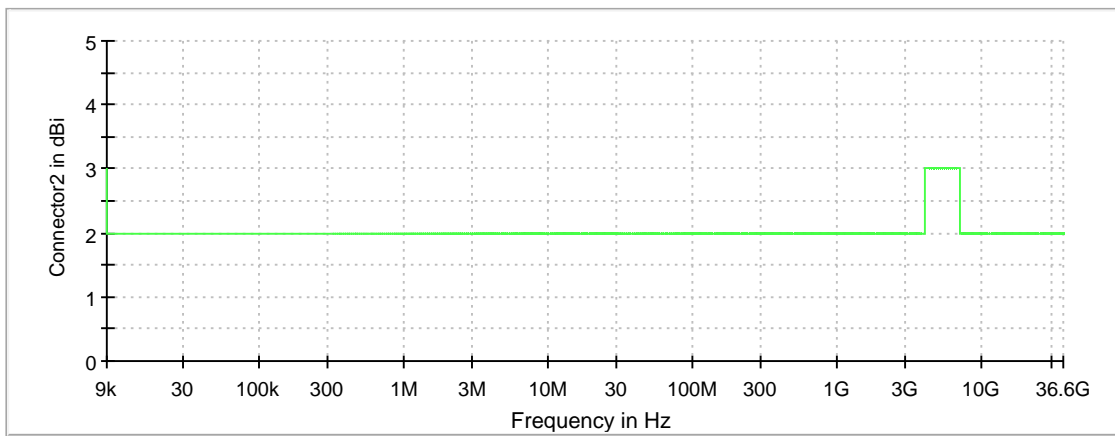
Frequency (MHz)	Level (dBm)	Margin (dB)	Limit (dBm)
5457.750000	-38.7	-2.5	-41.2
5456.750000	-39.3	-1.9	-41.2
5445.750000	-39.8	-1.4	-41.2
5439.250000	-40.0	-1.2	-41.2
5433.750000	-40.0	-1.2	-41.2
5455.750000	-40.1	-1.1	-41.2
5444.250000	-40.1	-1.1	-41.2
5438.250000	-40.2	-1.0	-41.2
5445.250000	-40.2	-1.0	-41.2
5453.750000	-40.2	-1.0	-41.2
5434.250000	-40.6	-0.6	-41.2
5437.250000	-40.6	-0.6	-41.2
5454.250000	-40.7	-0.5	-41.2
5436.750000	-41.0	-0.2	-41.2
5443.750000	-41.3	0.1	-41.2

### Measurement Settings

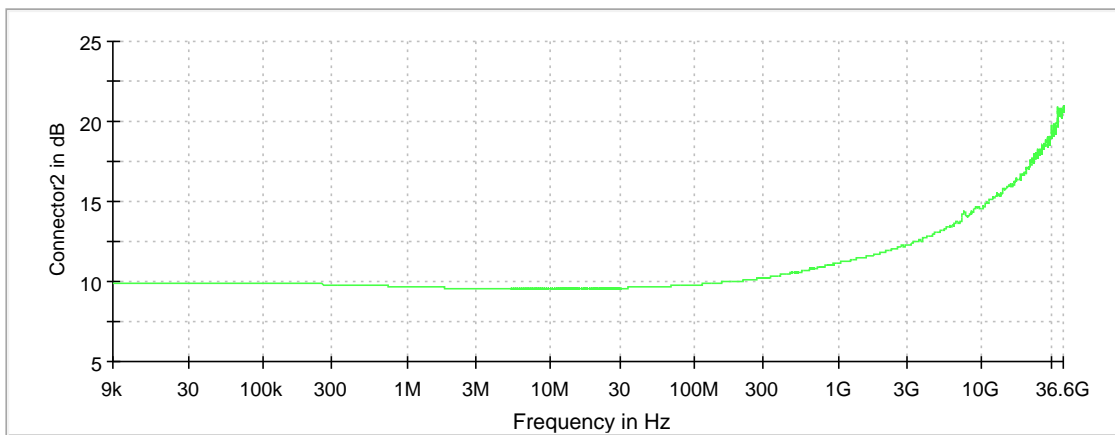
Start Frequency (MHz)	Stop Frequency (MHz)	Pre Measurement	Final Measurement
0.009000	0.090000	2	2
0.090000	0.110000	2	2
0.110000	0.150000	2	2
0.150000	0.490000	2	2
0.490000	30.000000	2	2
30.000000	1000.000000	2	2
1000.000000	2000.000000	1	1
2000.000000	5150.000000	1	1
5150.000000	5850.000000	1	1
5850.000000	12000.000000	1	1
12000.000000	26000.000000	1	1
26000.000000	36600.000000	1	1



— Limit  
x Final Critical  
- - - Threshold  
◆ Fail  
x Critical  
◆ Pass  
— Sum Level



Connector2



Connector2

## Emissions in restricted frequency bands (Average) (5600 MHz; 30.000 dBm; 40 MHz)

Customized settings.

Test according to FCC title 47 part 15 §15.407(b), KDB 789033 D02 General U-NII Test Procedures New Rules v02r01 II.G.1 and ANSI C63.10-2013

### Result

DUT Frequency (MHz)	Result
5600.000000	PASS

### Final measurements

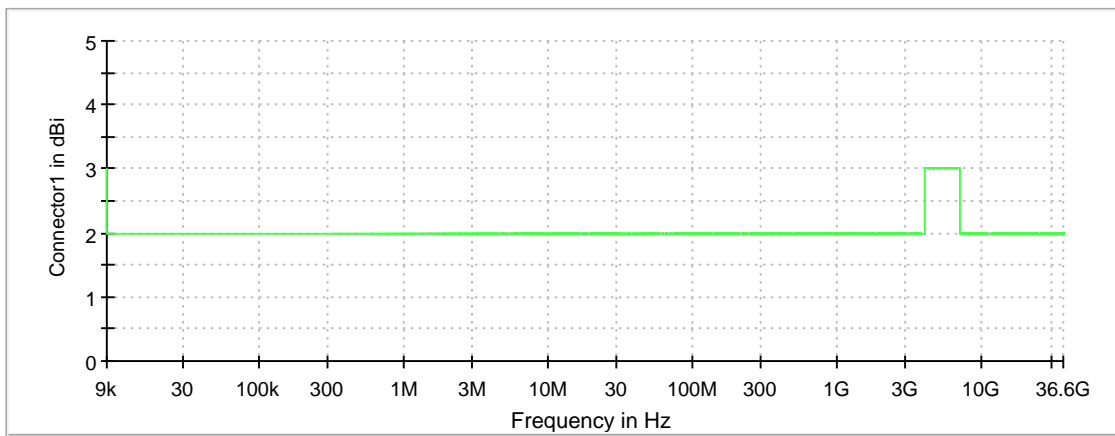
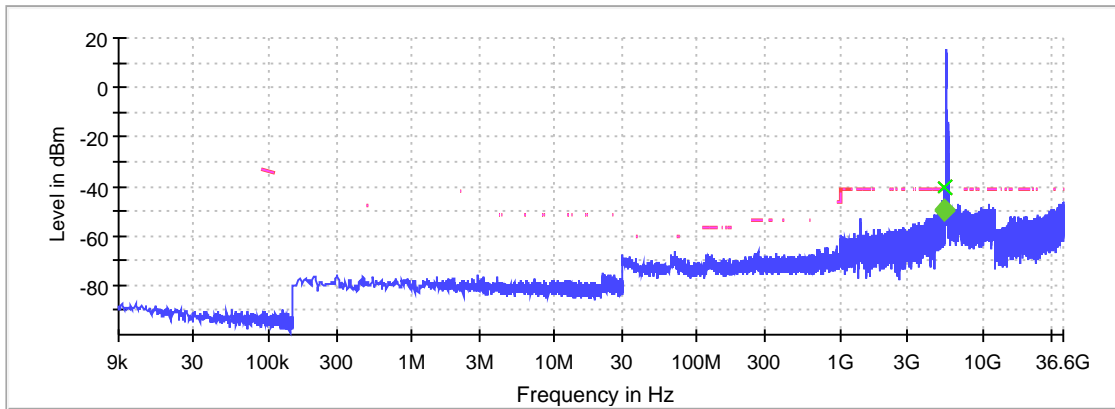
Frequency (MHz)	Level Pre Measurement (dBm)	level (dBm)	Limit (dBm)	Margin (dB)	Result
5450.250000	-40.3	-49.4	-41.2	8.2	PASS
5457.750000	-40.7	-49.6	-41.2	8.4	PASS

### Pre Measurements

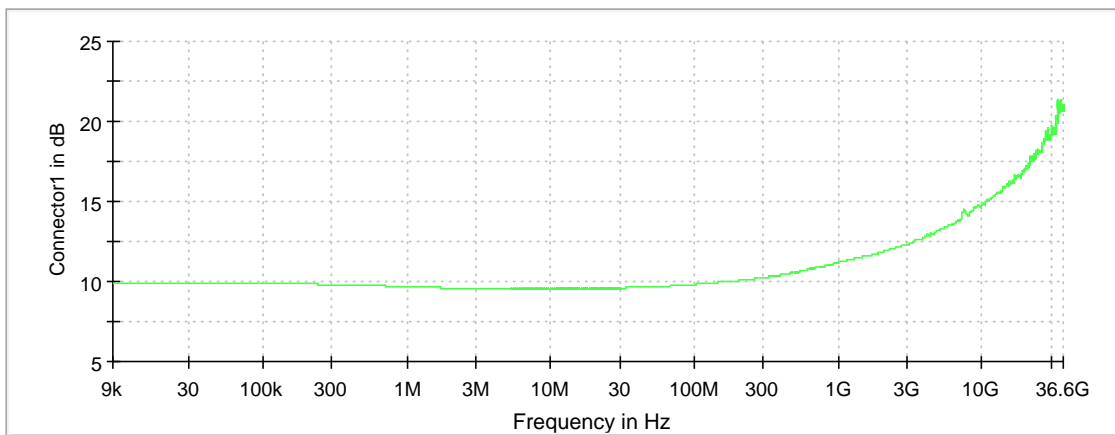
Frequency (MHz)	Level (dBm)	Margin (dB)	Limit (dBm)
5450.250000	-40.3	-0.9	-41.2
5457.750000	-40.7	-0.5	-41.2
5434.750000	-41.3	0.1	-41.2
5434.250000	-41.8	0.6	-41.2
5449.750000	-41.9	0.7	-41.2
5446.250000	-43.4	2.2	-41.2
5459.750000	-43.7	2.5	-41.2
5458.250000	-43.8	2.6	-41.2
5428.250000	-43.9	2.7	-41.2
5448.250000	-43.9	2.7	-41.2
5424.250000	-44.2	3.0	-41.2
5450.750000	-44.3	3.1	-41.2
5433.250000	-44.4	3.2	-41.2
5452.750000	-44.4	3.2	-41.2
5447.250000	-44.6	3.4	-41.2

### Measurement Settings

Start Frequency (MHz)	Stop Frequency (MHz)	Pre Measurement	Final Measurement
0.009000	0.090000	2	2
0.090000	0.110000	2	2
0.110000	0.150000	2	2
0.150000	0.490000	2	2
0.490000	30.000000	2	2
30.000000	1000.000000	2	2
1000.000000	2000.000000	1	1
2000.000000	5150.000000	1	1
5150.000000	5850.000000	1	1
5850.000000	12000.000000	1	1
12000.000000	26000.000000	1	1
26000.000000	36600.000000	1	1



Connector1



Connector1

## Emissions in restricted frequency bands (Average) (5700 MHz; 30.000 dBm; 40 MHz)

Customized settings.

Test according to FCC title 47 part 15 §15.407(b), KDB 789033 D02 General U-NII Test Procedures New Rules v02r01 II.G.1 and ANSI C63.10-2013

### Result

DUT Frequency (MHz)	Result
5700.000000	PASS

### Final measurements

Frequency (MHz)	Level Pre Measurement (dBm)	level (dBm)	Limit (dBm)	Margin (dB)	Result
---	---	---	---	---	---

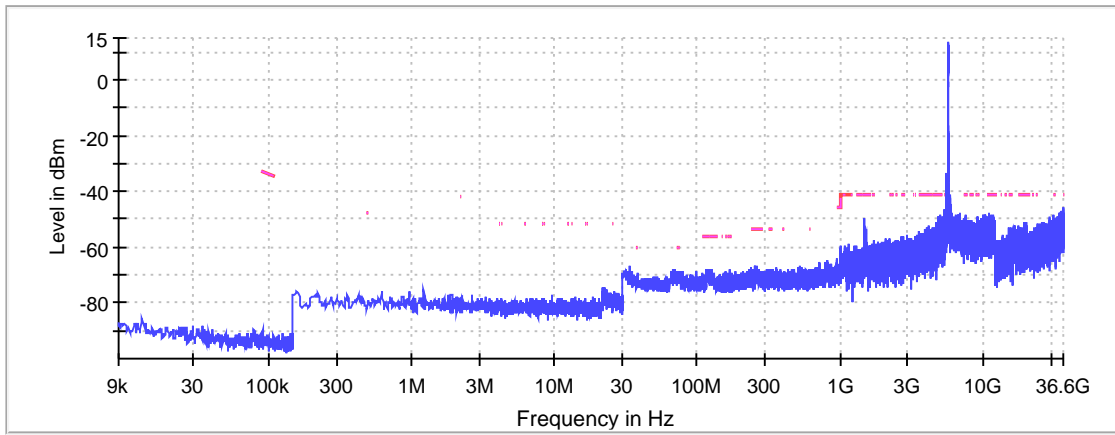
### Pre Measurements

Frequency (MHz)	Level (dBm)	Margin (dB)	Limit (dBm)
36437.750000	-46.0	4.8	-41.2
36473.750000	-46.6	5.4	-41.2
5389.250000	-46.7	5.5	-41.2
5361.750000	-47.0	5.8	-41.2
5378.250000	-47.3	6.1	-41.2
5384.250000	-47.4	6.2	-41.2
5379.250000	-47.5	6.3	-41.2
5383.750000	-47.5	6.3	-41.2
5373.250000	-47.6	6.4	-41.2
5362.250000	-47.6	6.4	-41.2
36489.750000	-47.8	6.6	-41.2
11207.750000	-47.9	6.7	-41.2
36477.250000	-48.0	6.8	-41.2
36459.250000	-48.1	6.9	-41.2
5378.750000	-48.1	6.9	-41.2

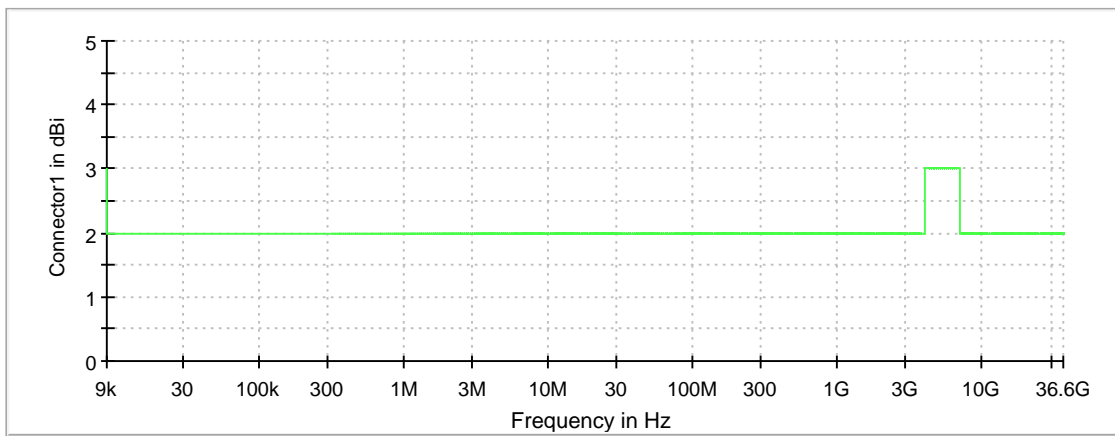
### Measurement Settings

Start Frequency (MHz)	Stop Frequency (MHz)	Pre Measurement	Final Measurement
0.009000	0.090000	2	2
0.090000	0.110000	2	2
0.110000	0.150000	2	2
0.150000	0.490000	2	2
0.490000	30.000000	2	2
30.000000	1000.000000	2	2
1000.000000	2000.000000	1	1
2000.000000	5150.000000	1	1
5150.000000	5850.000000	1	1
5850.000000	12000.000000	1	1
12000.000000	26000.000000	1	1
26000.000000	36600.000000	1	1

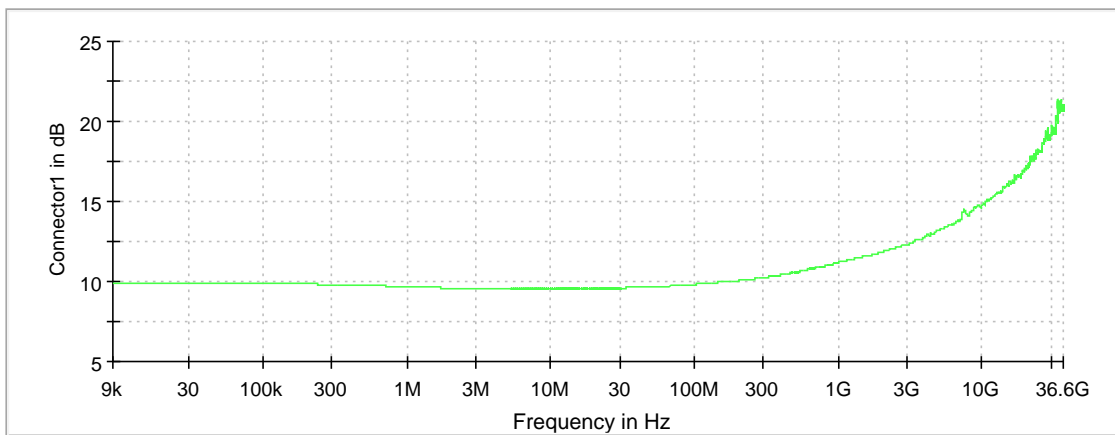




— Limit    - - - - Threshold    × Critical    — Sum Level    × Final Critical



— Connector1



— Connector1

## Emissions in restricted frequency bands (Average) (5490 MHz; 30.000 dBm; 30 MHz)

Customized settings.

Test according to FCC title 47 part 15 §15.407(b), KDB 789033 D02 General U-NII Test Procedures New Rules v02r01 II.G.1 and ANSI C63.10-2013

### Result

DUT Frequency (MHz)	Result
5490.000000	PASS

### Final measurements

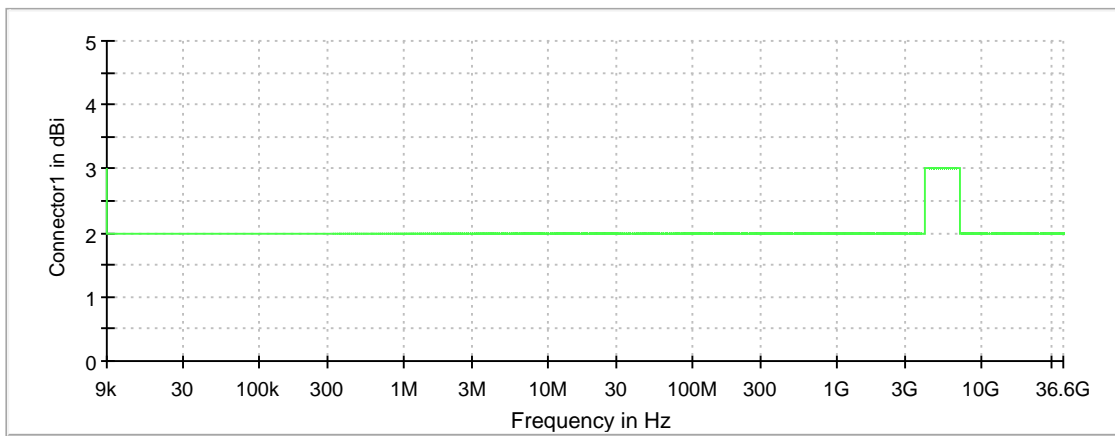
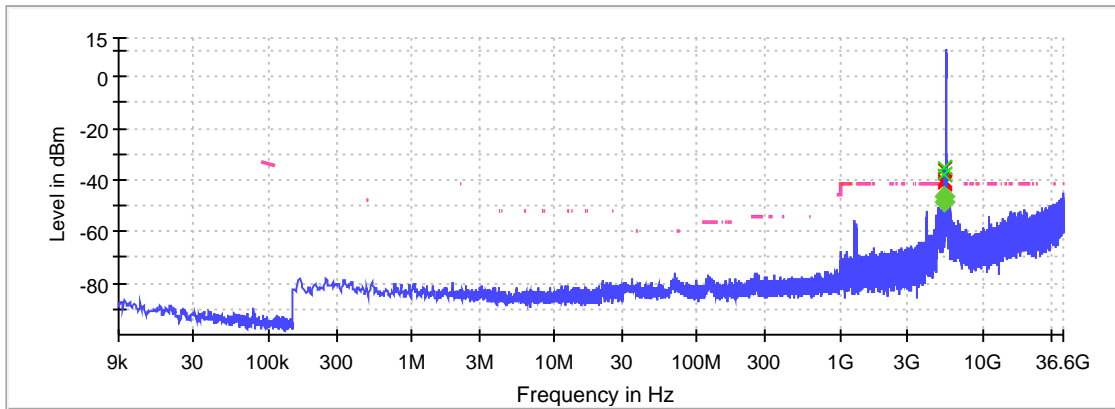
Frequency (MHz)	Level Pre Measurement (dBm)	level (dBm)	Limit (dBm)	Margin (dB)	Result
5452.250000	-35.1	-48.3	-41.2	7.1	PASS
5458.250000	-38.0	-46.5	-41.2	5.3	PASS

### Pre Measurements

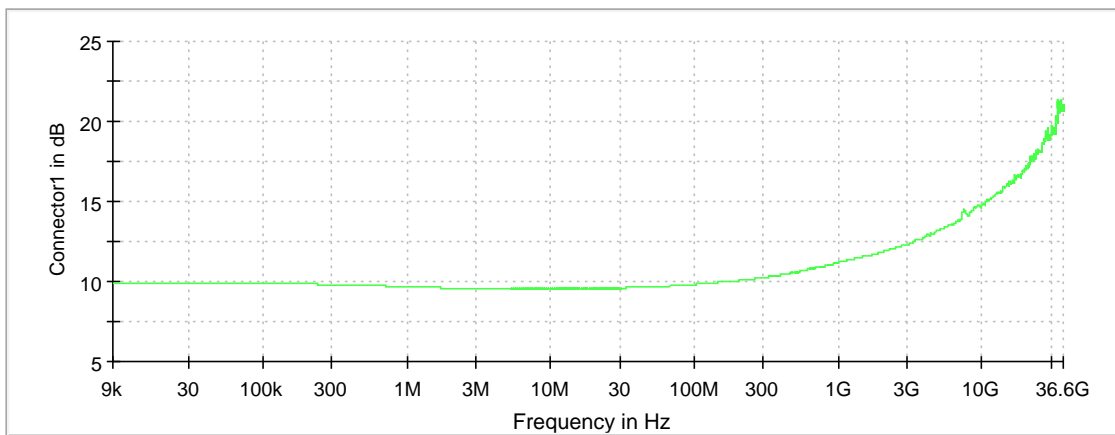
Frequency (MHz)	Level (dBm)	Margin (dB)	Limit (dBm)
5452.250000	-35.1	-6.1	-41.2
5452.750000	-36.1	-5.1	-41.2
5458.250000	-38.0	-3.2	-41.2
5453.250000	-40.4	-0.8	-41.2
5457.750000	-41.0	-0.2	-41.2
5457.250000	-41.2	0.0	-41.2
5454.750000	-42.0	0.8	-41.2
5449.750000	-42.3	1.1	-41.2
5449.250000	-42.3	1.1	-41.2
5447.750000	-42.5	1.3	-41.2
5454.250000	-42.9	1.7	-41.2
5445.250000	-42.9	1.7	-41.2
5453.750000	-43.0	1.8	-41.2
5459.250000	-43.1	1.9	-41.2
5448.750000	-43.2	2.0	-41.2

### Measurement Settings

Start Frequency (MHz)	Stop Frequency (MHz)	Pre Measurement	Final Measurement
0.009000	0.090000	2	2
0.090000	0.110000	2	2
0.110000	0.150000	2	2
0.150000	0.490000	2	2
0.490000	30.000000	2	2
30.000000	1000.000000	2	2
1000.000000	2000.000000	1	1
2000.000000	5150.000000	1	1
5150.000000	5850.000000	1	1
5850.000000	12000.000000	1	1
12000.000000	26000.000000	1	1
26000.000000	36600.000000	1	1



— Connector1



— Connector1

## Emissions in restricted frequency bands (Average) (5600 MHz; 30.000 dBm; 30 MHz)

Customized settings.

Test according to FCC title 47 part 15 §15.407(b), KDB 789033 D02 General U-NII Test Procedures New Rules v02r01 II.G.1 and ANSI C63.10-2013

### Result

DUT Frequency (MHz)	Result
5600.000000	PASS

### Final measurements

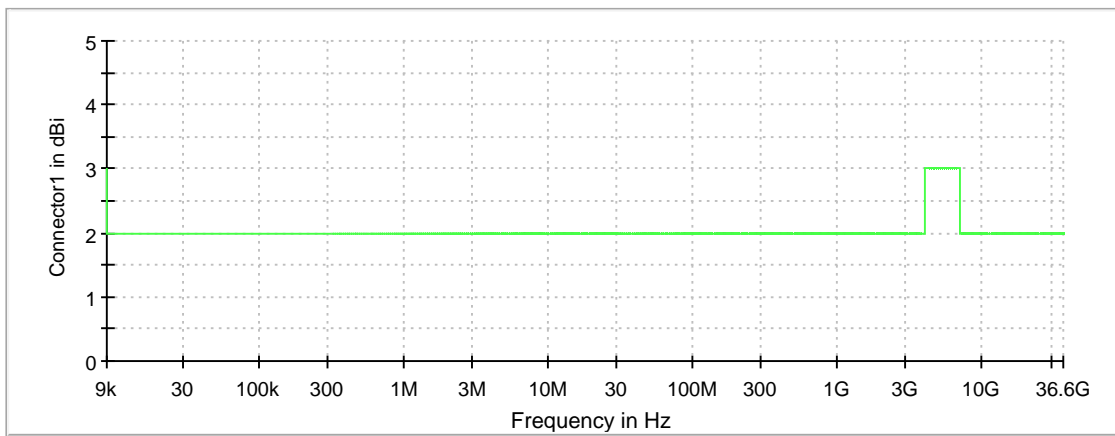
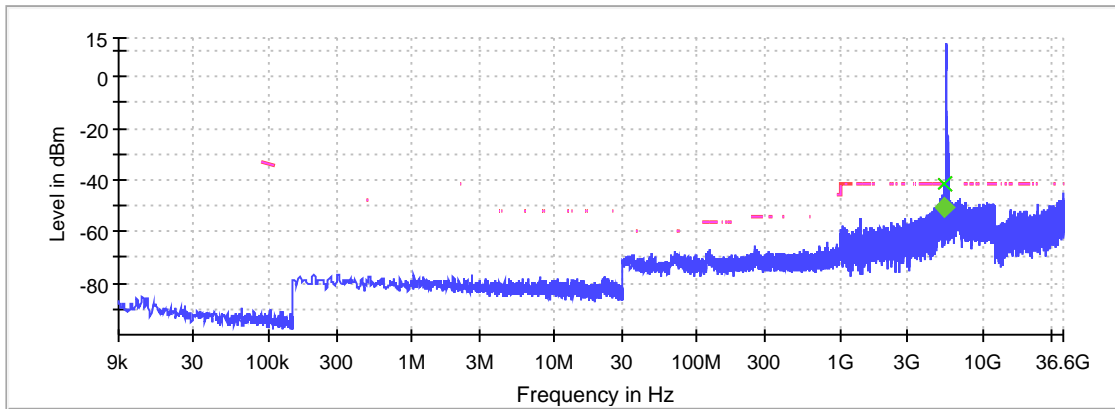
Frequency (MHz)	Level Pre Measurement (dBm)	level (dBm)	Limit (dBm)	Margin (dB)	Result
5446.250000	-41.1	-50.5	-41.2	9.3	PASS

### Pre Measurements

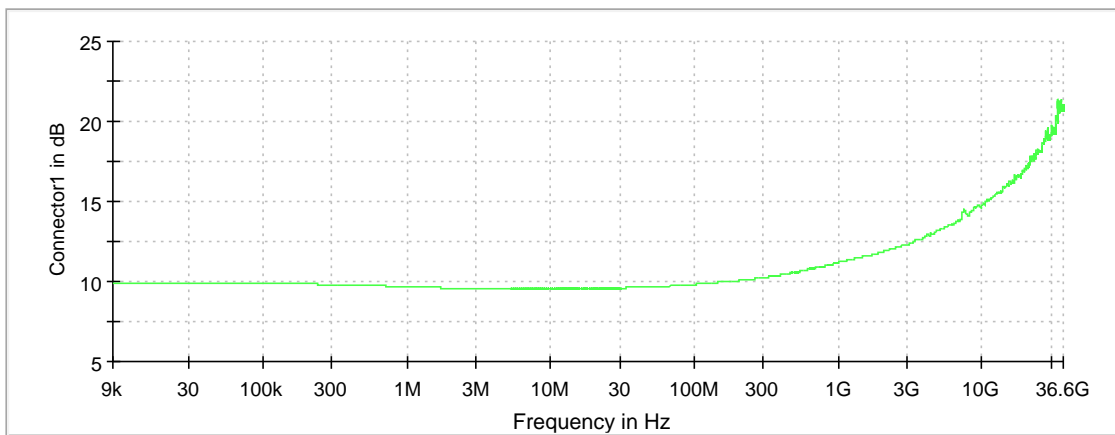
Frequency (MHz)	Level (dBm)	Margin (dB)	Limit (dBm)
5446.250000	-41.1	-0.1	-41.2
5429.750000	-41.5	0.3	-41.2
5442.750000	-42.0	0.8	-41.2
5436.750000	-42.2	1.0	-41.2
5440.750000	-42.3	1.1	-41.2
5436.250000	-42.6	1.4	-41.2
5430.250000	-42.9	1.7	-41.2
5453.250000	-42.9	1.7	-41.2
5452.750000	-43.3	2.1	-41.2
5449.750000	-43.4	2.2	-41.2
5443.250000	-43.6	2.4	-41.2
5444.250000	-43.6	2.4	-41.2
5457.750000	-43.6	2.4	-41.2
5430.750000	-43.9	2.7	-41.2
5434.250000	-43.9	2.7	-41.2

### Measurement Settings

Start Frequency (MHz)	Stop Frequency (MHz)	Pre Measurement	Final Measurement
0.009000	0.090000	2	2
0.090000	0.110000	2	2
0.110000	0.150000	2	2
0.150000	0.490000	2	2
0.490000	30.000000	2	2
30.000000	1000.000000	2	2
1000.000000	2000.000000	1	1
2000.000000	5150.000000	1	1
5150.000000	5850.000000	1	1
5850.000000	12000.000000	1	1
12000.000000	26000.000000	1	1
26000.000000	36600.000000	1	1



Connector1



Connector1

## Emissions in restricted frequency bands (Average) (5705 MHz; 30.000 dBm; 30 MHz)

Customized settings.

Test according to FCC title 47 part 15 §15.407(b), KDB 789033 D02 General U-NII Test Procedures New Rules v02r01 II.G.1 and ANSI C63.10-2013

### Result

DUT Frequency (MHz)	Result
5705.000000	PASS

### Final measurements

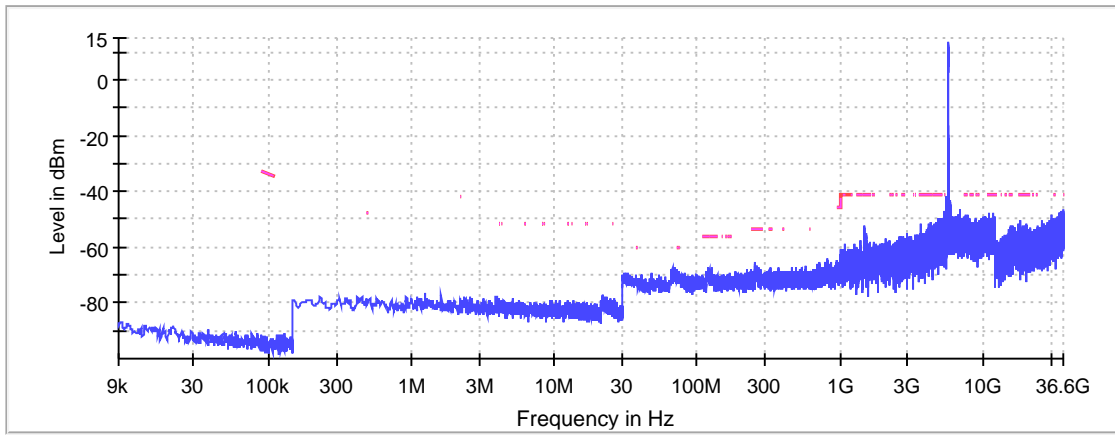
Frequency (MHz)	Level Pre Measurement (dBm)	level (dBm)	Limit (dBm)	Margin (dB)	Result
---	---	---	---	---	---

### Pre Measurements

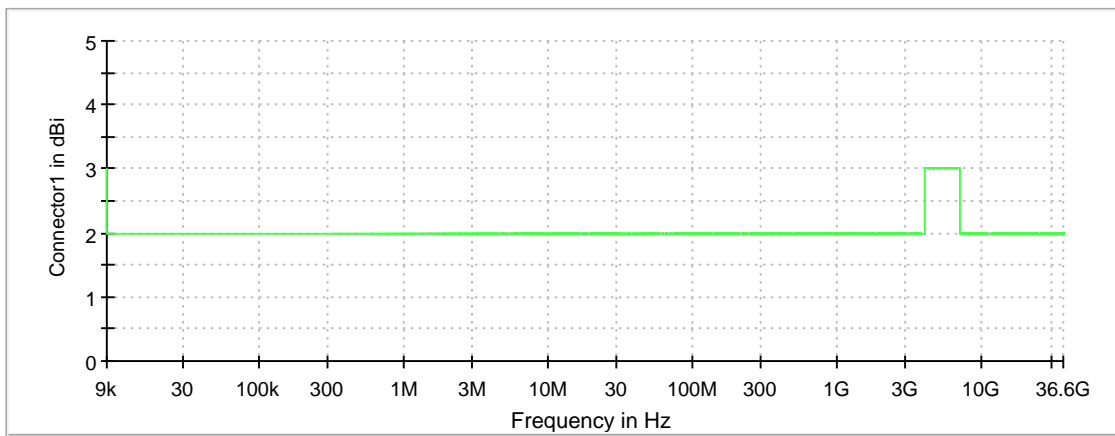
Frequency (MHz)	Level (dBm)	Margin (dB)	Limit (dBm)
36469.250000	-46.9	5.7	-41.2
5374.250000	-47.0	5.8	-41.2
36499.750000	-47.4	6.2	-41.2
5446.750000	-47.5	6.3	-41.2
11226.250000	-47.6	6.4	-41.2
5448.750000	-47.7	6.5	-41.2
5375.750000	-47.9	6.7	-41.2
11947.250000	-47.9	6.7	-41.2
36452.750000	-48.1	6.9	-41.2
7520.250000	-48.2	7.0	-41.2
11947.750000	-48.3	7.1	-41.2
36492.250000	-48.4	7.2	-41.2
5375.250000	-48.7	7.5	-41.2
5430.250000	-48.8	7.6	-41.2
36476.250000	-48.8	7.6	-41.2

### Measurement Settings

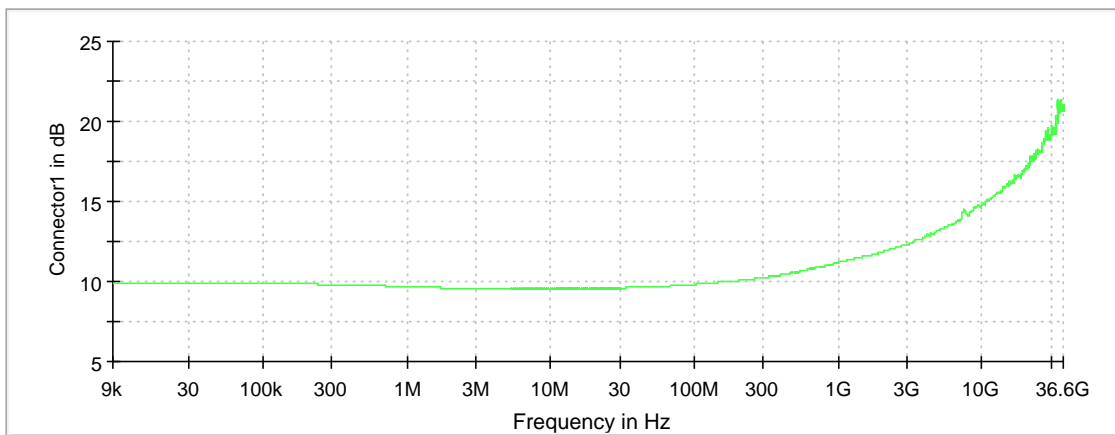
Start Frequency (MHz)	Stop Frequency (MHz)	Pre Measurement	Final Measurement
0.009000	0.090000	2	2
0.090000	0.110000	2	2
0.110000	0.150000	2	2
0.150000	0.490000	2	2
0.490000	30.000000	2	2
30.000000	1000.000000	2	2
1000.000000	2000.000000	1	1
2000.000000	5150.000000	1	1
5150.000000	5850.000000	1	1
5850.000000	12000.000000	1	1
12000.000000	26000.000000	1	1
26000.000000	36600.000000	1	1



— Limit    - - - - Threshold    × Critical    — Sum Level    × Final Critical



— Connector1



— Connector1

## Emissions in restricted frequency bands (Average)(2) (5600 MHz; 30.000 dBm; 40 MHz)

Customized settings.

Test according to FCC title 47 part 15 §15.407(b), KDB 789033 D02 General U-NII Test Procedures New Rules v02r01 II.G.1 and ANSI C63.10-2013

### Result

DUT Frequency (MHz)	Result
5600.000000	PASS

### Final measurements

Frequency (MHz)	Level Pre Measurement (dBm)	level (dBm)	Limit (dBm)	Margin (dB)	Result
---	---	---	---	---	---

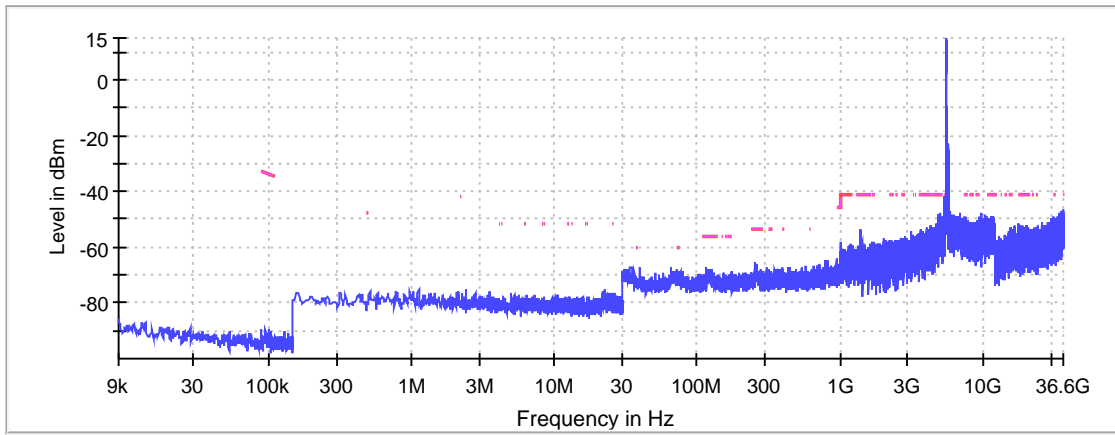
### Pre Measurements

Frequency (MHz)	Level (dBm)	Margin (dB)	Limit (dBm)
5456.250000	-41.5	0.3	-41.2
5456.750000	-41.6	0.4	-41.2
5451.250000	-42.1	0.9	-41.2
5451.750000	-42.3	1.1	-41.2
5450.750000	-43.4	2.2	-41.2
5450.250000	-43.9	2.7	-41.2
5449.750000	-45.2	4.0	-41.2
5452.750000	-45.4	4.2	-41.2
5441.250000	-46.1	4.9	-41.2
5452.250000	-46.3	5.1	-41.2
5429.750000	-46.4	5.2	-41.2
5455.250000	-46.6	5.4	-41.2
5449.250000	-46.6	5.4	-41.2
5430.250000	-46.7	5.5	-41.2
5425.750000	-46.8	5.6	-41.2

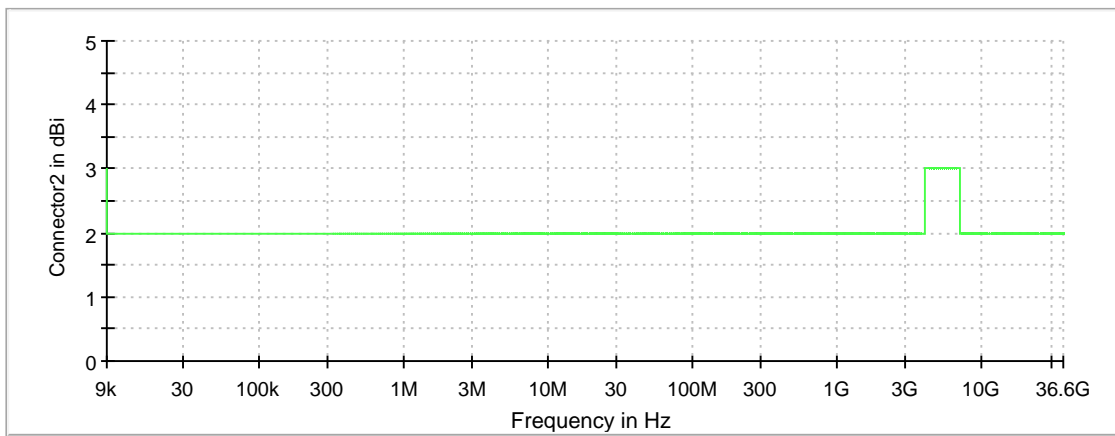
### Measurement Settings

Start Frequency (MHz)	Stop Frequency (MHz)	Pre Measurement	Final Measurement
0.009000	0.090000	2	2
0.090000	0.110000	2	2
0.110000	0.150000	2	2
0.150000	0.490000	2	2
0.490000	30.000000	2	2
30.000000	1000.000000	2	2
1000.000000	2000.000000	1	1
2000.000000	5150.000000	1	1
5150.000000	5850.000000	1	1
5850.000000	12000.000000	1	1
12000.000000	26000.000000	1	1
26000.000000	36600.000000	1	1

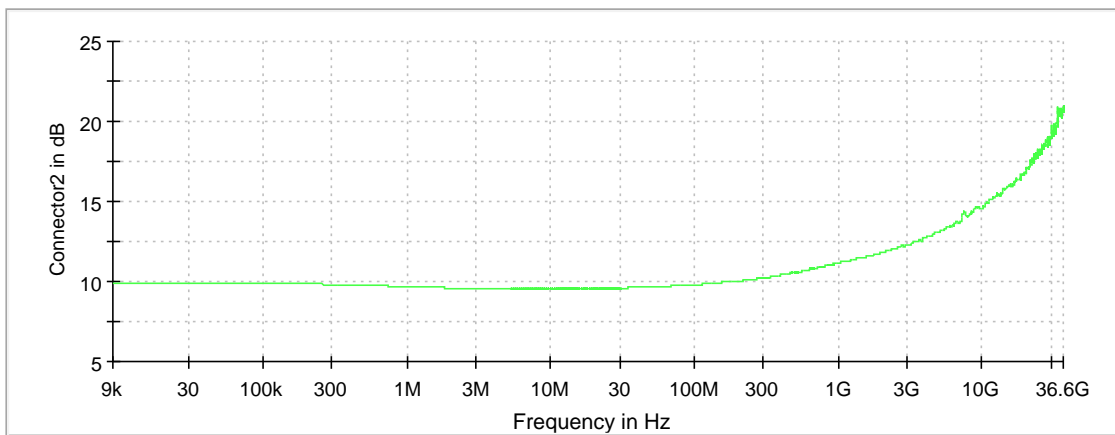




— Limit    - - - - Threshold    × Critical    — Sum Level    × Final Critical



— Connector2



— Connector2

## Emissions in restricted frequency bands (Average)(2) (5700 MHz; 30.000 dBm; 40 MHz)

Customized settings.

Test according to FCC title 47 part 15 §15.407(b), KDB 789033 D02 General U-NII Test Procedures New Rules v02r01 II.G.1 and ANSI C63.10-2013

### Result

DUT Frequency (MHz)	Result
5700.000000	PASS

### Final measurements

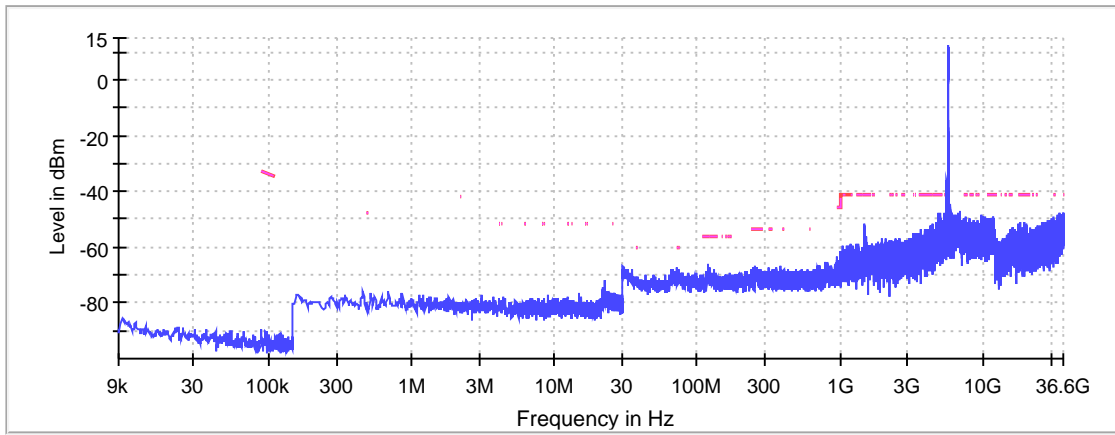
Frequency (MHz)	Level Pre Measurement (dBm)	level (dBm)	Limit (dBm)	Margin (dB)	Result
---	---	---	---	---	---

### Pre Measurements

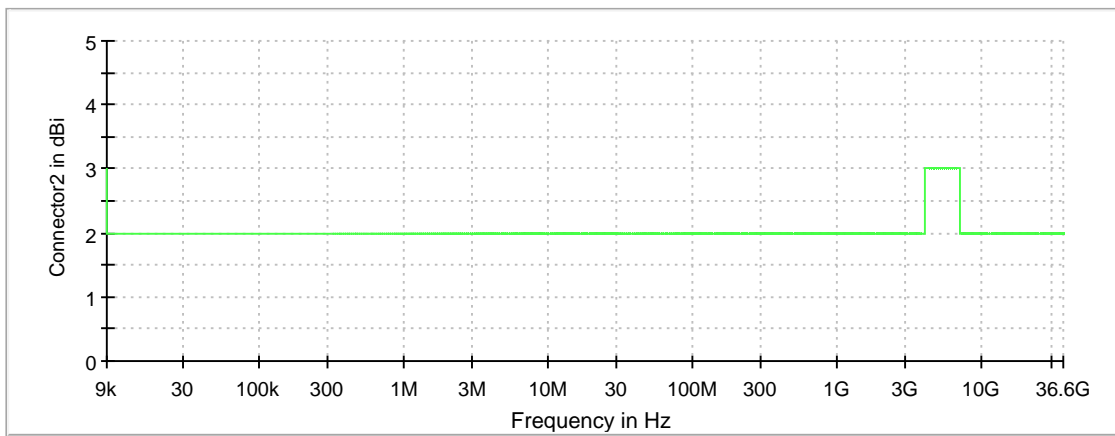
Frequency (MHz)	Level (dBm)	Margin (dB)	Limit (dBm)
5049.250000	-47.6	6.4	-41.2
36459.750000	-47.7	6.5	-41.2
4885.750000	-47.8	6.6	-41.2
5377.750000	-48.0	6.8	-41.2
5378.250000	-48.0	6.8	-41.2
4948.750000	-48.2	7.0	-41.2
5379.250000	-48.2	7.0	-41.2
36495.250000	-48.4	7.2	-41.2
5379.750000	-48.5	7.3	-41.2
36471.250000	-48.5	7.3	-41.2
5388.250000	-48.5	7.3	-41.2
5381.750000	-48.6	7.4	-41.2
4914.750000	-48.6	7.4	-41.2
36469.250000	-48.7	7.5	-41.2
36477.750000	-48.7	7.5	-41.2

### Measurement Settings

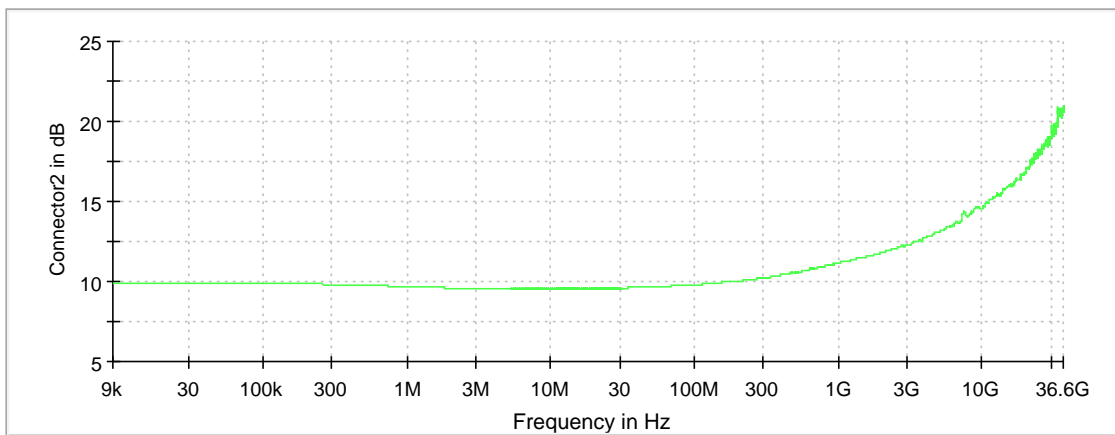
Start Frequency (MHz)	Stop Frequency (MHz)	Pre Measurement	Final Measurement
0.009000	0.090000	2	2
0.090000	0.110000	2	2
0.110000	0.150000	2	2
0.150000	0.490000	2	2
0.490000	30.000000	2	2
30.000000	1000.000000	2	2
1000.000000	2000.000000	1	1
2000.000000	5150.000000	1	1
5150.000000	5850.000000	1	1
5850.000000	12000.000000	1	1
12000.000000	26000.000000	1	1
26000.000000	36600.000000	1	1



— Limit    
 - - - Threshold    
 × Critical    
 — Sum Level    
 × Final Critical



— Connector2



— Connector2

## Emissions in restricted frequency bands (Average)(2) (5490 MHz; 30.000 dBm; 30 MHz)

Customized settings.

Test according to FCC title 47 part 15 §15.407(b), KDB 789033 D02 General U-NII Test Procedures New Rules v02r01 II.G.1 and ANSI C63.10-2013

### Result

DUT Frequency (MHz)	Result
5490.000000	PASS

### Final measurements

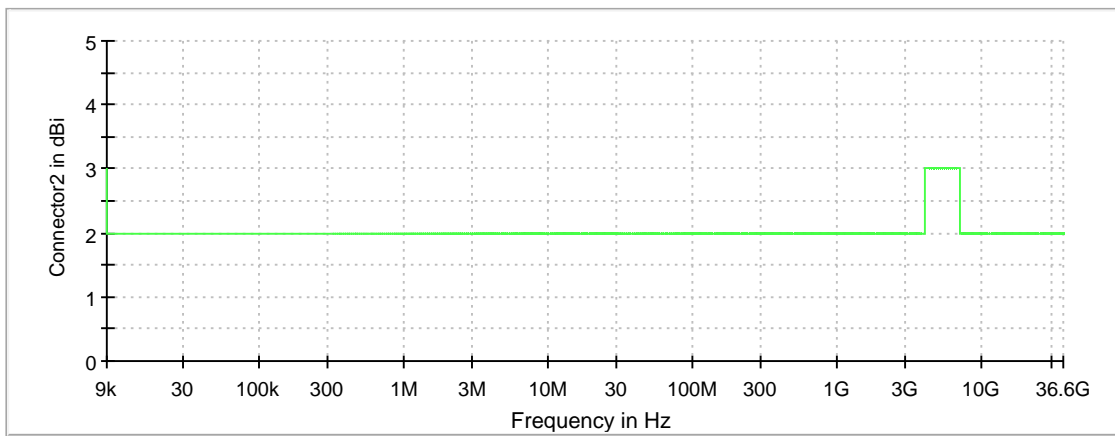
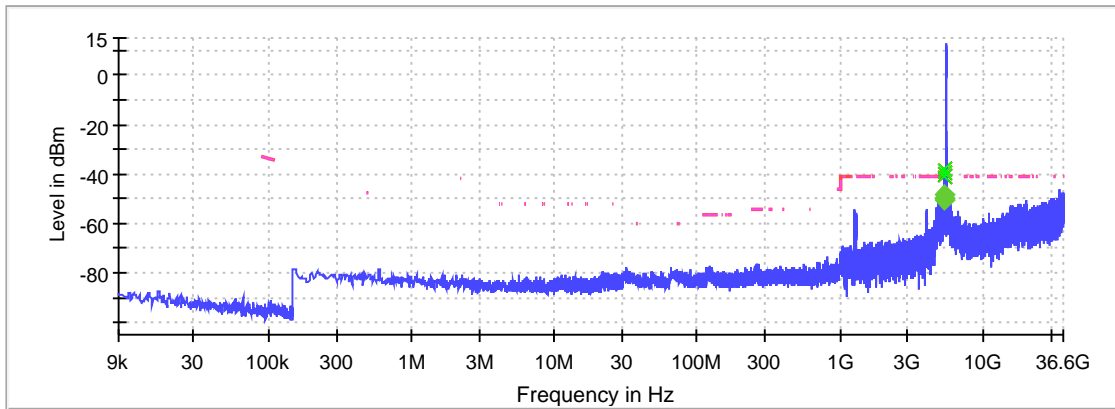
Frequency (MHz)	Level Pre Measurement (dBm)	level (dBm)	Limit (dBm)	Margin (dB)	Result
5442.750000	-39.5	-50.8	-41.2	9.6	PASS
5447.250000	-40.9	-49.6	-41.2	8.4	PASS
5453.250000	-37.9	-48.6	-41.2	7.4	PASS

### Pre Measurements

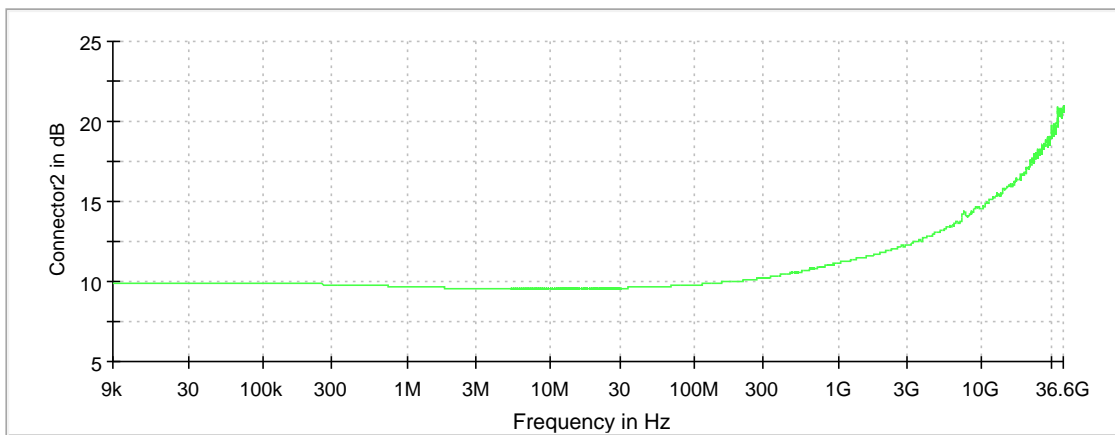
Frequency (MHz)	Level (dBm)	Margin (dB)	Limit (dBm)
5453.250000	-37.9	-3.3	-41.2
5442.750000	-39.5	-1.7	-41.2
5447.250000	-40.9	-0.3	-41.2
5458.250000	-41.0	-0.2	-41.2
5455.250000	-42.1	0.9	-41.2
5454.250000	-42.1	0.9	-41.2
5446.250000	-42.5	1.3	-41.2
5454.750000	-42.6	1.4	-41.2
5458.750000	-42.8	1.6	-41.2
5390.750000	-43.0	1.8	-41.2
5442.250000	-43.2	2.0	-41.2
5451.250000	-43.2	2.0	-41.2
5446.750000	-43.3	2.1	-41.2
5453.750000	-43.8	2.6	-41.2
5391.250000	-43.8	2.6	-41.2

### Measurement Settings

Start Frequency (MHz)	Stop Frequency (MHz)	Pre Measurement	Final Measurement
0.009000	0.090000	2	2
0.090000	0.110000	2	2
0.110000	0.150000	2	2
0.150000	0.490000	2	2
0.490000	30.000000	2	2
30.000000	1000.000000	2	2
1000.000000	2000.000000	1	1
2000.000000	5150.000000	1	1
5150.000000	5850.000000	1	1
5850.000000	12000.000000	1	1
12000.000000	26000.000000	1	1
26000.000000	36600.000000	1	1



Connector2



Connector2

## Emissions in restricted frequency bands (Average)(2) (5600 MHz; 30.000 dBm; 30 MHz)

Customized settings.

Test according to FCC title 47 part 15 §15.407(b), KDB 789033 D02 General U-NII Test Procedures New Rules v02r01 II.G.1 and ANSI C63.10-2013

### Result

DUT Frequency (MHz)	Result
5600.000000	PASS

### Final measurements

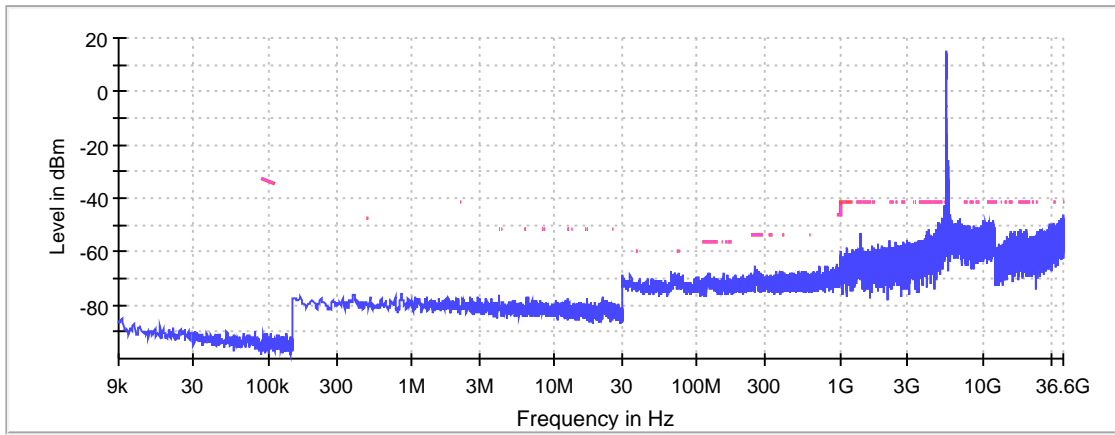
Frequency (MHz)	Level Pre Measurement (dBm)	level (dBm)	Limit (dBm)	Margin (dB)	Result
---	---	---	---	---	---

### Pre Measurements

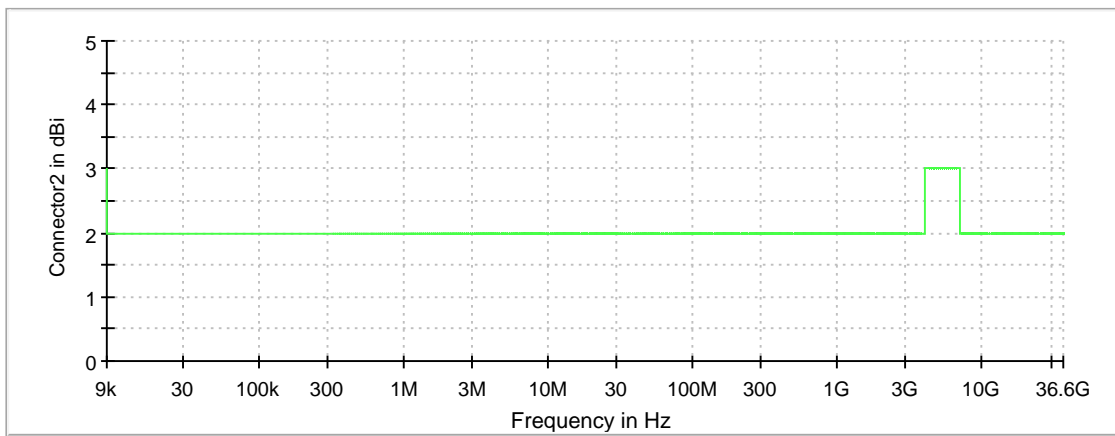
Frequency (MHz)	Level (dBm)	Margin (dB)	Limit (dBm)
5433.750000	-42.8	1.6	-41.2
5428.250000	-43.3	2.1	-41.2
5428.750000	-43.8	2.6	-41.2
5434.750000	-44.1	2.9	-41.2
5445.250000	-44.4	3.2	-41.2
5427.750000	-44.7	3.5	-41.2
5431.750000	-44.8	3.6	-41.2
5446.250000	-45.2	4.0	-41.2
5441.750000	-45.2	4.0	-41.2
5452.250000	-45.4	4.2	-41.2
5442.250000	-45.4	4.2	-41.2
5433.250000	-45.5	4.3	-41.2
5437.750000	-45.9	4.7	-41.2
36473.250000	-46.0	4.8	-41.2
5451.750000	-46.4	5.2	-41.2

### Measurement Settings

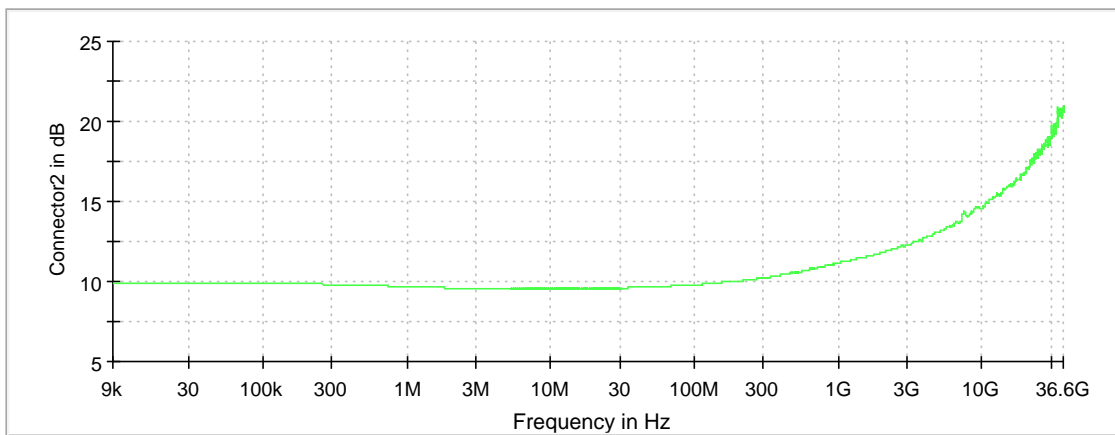
Start Frequency (MHz)	Stop Frequency (MHz)	Pre Measurement	Final Measurement
0.009000	0.090000	2	2
0.090000	0.110000	2	2
0.110000	0.150000	2	2
0.150000	0.490000	2	2
0.490000	30.000000	2	2
30.000000	1000.000000	2	2
1000.000000	2000.000000	1	1
2000.000000	5150.000000	1	1
5150.000000	5850.000000	1	1
5850.000000	12000.000000	1	1
12000.000000	26000.000000	1	1
26000.000000	36600.000000	1	1



— Limit    - - - Threshold    × Critical    — Sum Level    × Final Critical



— Connector2



— Connector2

## Emissions in restricted frequency bands (Average)(2) (5705 MHz; 30.000 dBm; 30 MHz)

Customized settings.

Test according to FCC title 47 part 15 §15.407(b), KDB 789033 D02 General U-NII Test Procedures New Rules v02r01 II.G.1 and ANSI C63.10-2013

### Result

DUT Frequency (MHz)	Result
5705.000000	PASS

### Final measurements

Frequency (MHz)	Level Pre Measurement (dBm)	level (dBm)	Limit (dBm)	Margin (dB)	Result
---	---	---	---	---	---

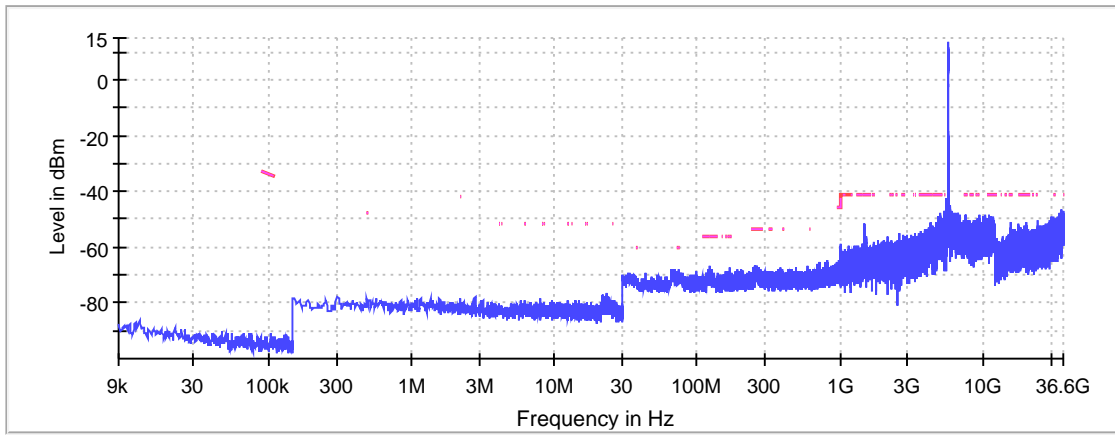
### Pre Measurements

Frequency (MHz)	Level (dBm)	Margin (dB)	Limit (dBm)
5446.750000	-47.2	6.0	-41.2
5438.250000	-47.4	6.2	-41.2
36470.750000	-47.4	6.2	-41.2
5383.750000	-47.4	6.2	-41.2
5423.250000	-47.5	6.3	-41.2
5423.750000	-47.6	6.4	-41.2
5444.250000	-47.6	6.4	-41.2
5447.250000	-47.6	6.4	-41.2
5384.250000	-47.7	6.5	-41.2
5424.250000	-47.7	6.5	-41.2
5073.250000	-47.8	6.6	-41.2
36472.250000	-47.9	6.7	-41.2
36442.250000	-47.9	6.7	-41.2
5445.250000	-48.0	6.8	-41.2
36488.750000	-48.1	6.9	-41.2

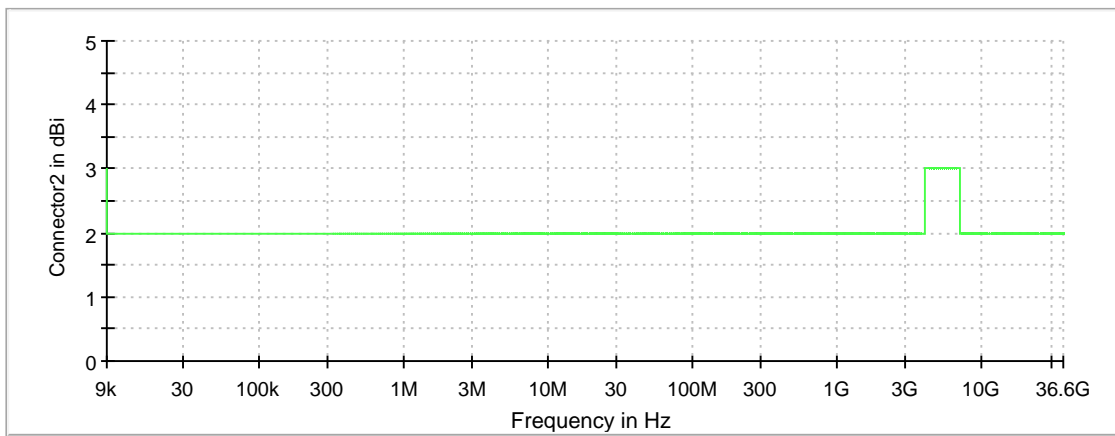
### Measurement Settings

Start Frequency (MHz)	Stop Frequency (MHz)	Pre Measurement	Final Measurement
0.009000	0.090000	2	2
0.090000	0.110000	2	2
0.110000	0.150000	2	2
0.150000	0.490000	2	2
0.490000	30.000000	2	2
30.000000	1000.000000	2	2
1000.000000	2000.000000	1	1
2000.000000	5150.000000	1	1
5150.000000	5850.000000	1	1
5850.000000	12000.000000	1	1
12000.000000	26000.000000	1	1
26000.000000	36600.000000	1	1

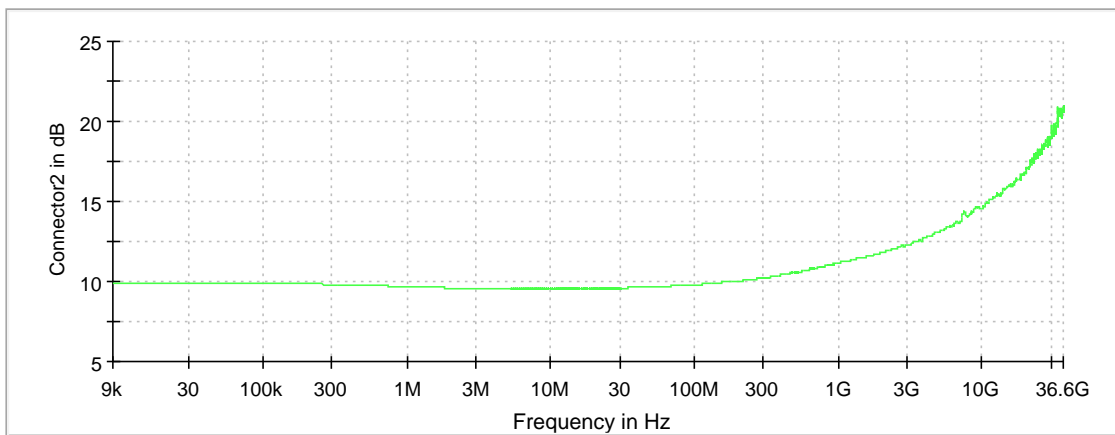




— Limit    - - - - Threshold    × Critical    — Sum Level    × Final Critical



— Connector2



— Connector2

## Emissions in restricted frequency bands (Average) (5500 MHz; 30.000 dBm; 50 MHz)

Customized settings.

Test according to FCC title 47 part 15 §15.407(b), KDB 789033 D02 General U-NII Test Procedures New Rules v02r01 II.G.1 and ANSI C63.10-2013

### Result

DUT Frequency (MHz)	Result
5500.000000	PASS

### Final measurements

Frequency (MHz)	Level Pre Measurement (dBm)	level (dBm)	Limit (dBm)	Margin (dB)	Result
5421.250000	-38.8	-47.2	-41.2	6.0	PASS
5431.750000	-37.2	-46.5	-41.2	5.3	PASS
5440.750000	-38.0	-46.4	-41.2	5.2	PASS
5448.250000	-36.2	-46.3	-41.2	5.1	PASS
5450.750000	-39.7	-46.5	-41.2	5.3	PASS
5453.750000	-38.4	-46.9	-41.2	5.7	PASS
5455.750000	-39.5	-46.6	-41.2	5.4	PASS

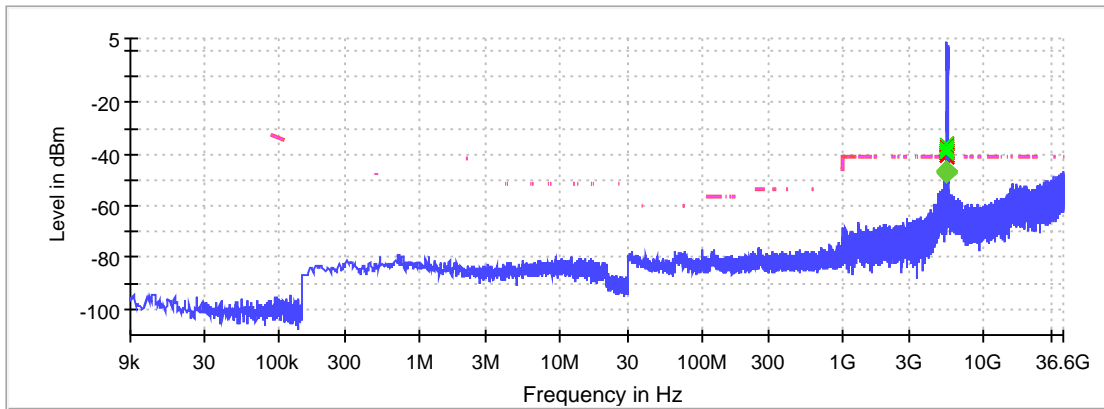
### Pre Measurements

Frequency (MHz)	Level (dBm)	Margin (dB)	Limit (dBm)
5448.250000	-36.2	-5.0	-41.2
5447.250000	-36.6	-4.6	-41.2
5431.750000	-37.2	-4.0	-41.2
5431.250000	-37.3	-3.9	-41.2
5440.750000	-38.0	-3.2	-41.2
5430.750000	-38.3	-2.9	-41.2
5453.750000	-38.4	-2.8	-41.2
5446.250000	-38.8	-2.4	-41.2
5421.250000	-38.8	-2.4	-41.2
5447.750000	-38.8	-2.4	-41.2
5420.750000	-38.8	-2.4	-41.2
5436.250000	-39.0	-2.2	-41.2
5453.250000	-39.0	-2.2	-41.2
5439.250000	-39.0	-2.2	-41.2
5429.750000	-39.1	-2.1	-41.2

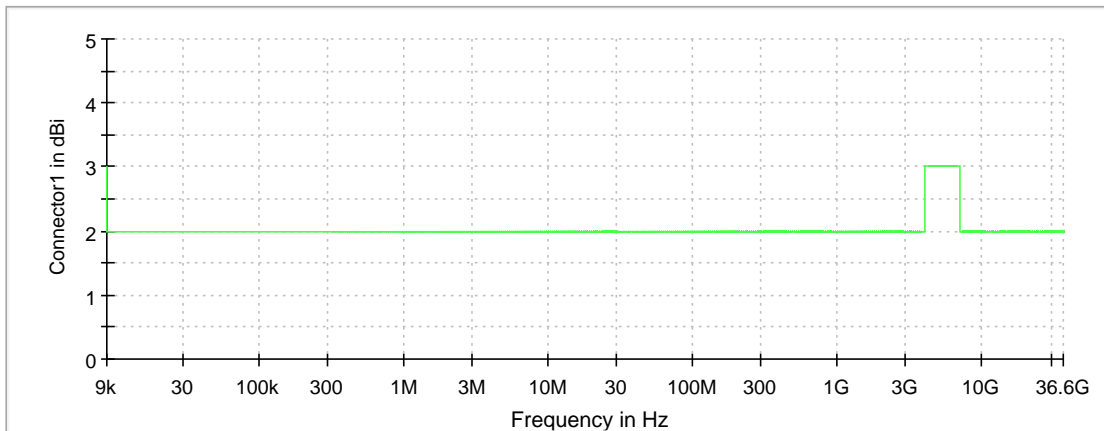
### Measurement Settings

Start Frequency (MHz)	Stop Frequency (MHz)	Pre Measurement	Final Measurement
0.009000	0.090000	2	2
0.090000	0.110000	2	2
0.110000	0.150000	2	2
0.150000	0.490000	2	2
0.490000	30.000000	2	2
30.000000	1000.000000	2	2
1000.000000	2000.000000	1	1
2000.000000	5150.000000	1	1
5150.000000	5850.000000	1	1
5850.000000	12000.000000	1	1
12000.000000	26000.000000	1	1

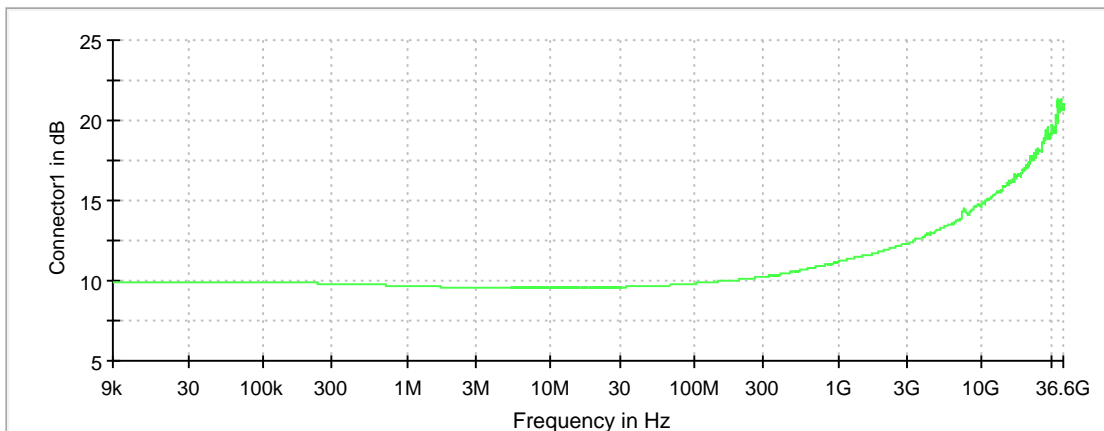
Start Frequency (MHz)	Stop Frequency (MHz)	Pre Measurement	Final Measurement
26000.000000	36600.000000	1	1



x Limit Final Critical    
 - - - Threshold Fail    
 x Critical Fail    
 — Sum Level    
 ◆ Critical Pass



Connector1



Connector1

## Emissions in restricted frequency bands (Average) (5600 MHz; 30.000 dBm; 50 MHz)

Customized settings.

Test according to FCC title 47 part 15 §15.407(b), KDB 789033 D02 General U-NII Test Procedures New Rules v02r01 II.G.1 and ANSI C63.10-2013

### Result

DUT Frequency (MHz)	Result
5600.000000	PASS

### Final measurements

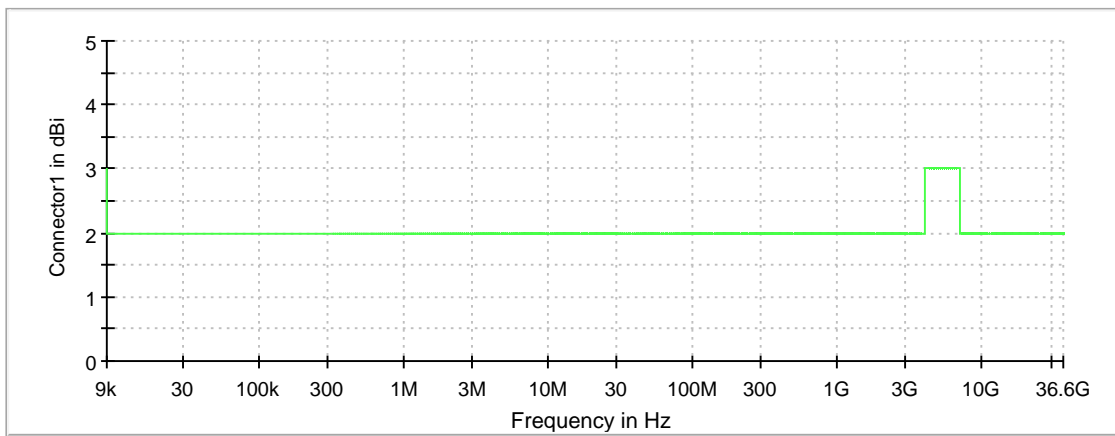
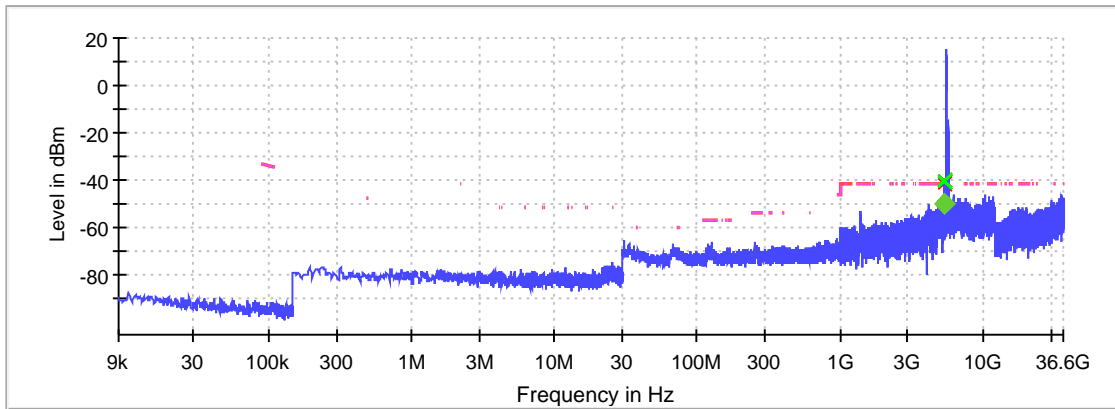
Frequency (MHz)	Level Pre Measurement (dBm)	level (dBm)	Limit (dBm)	Margin (dB)	Result
5444.250000	-40.9	-49.7	-41.2	8.5	PASS
5448.250000	-40.6	-50.0	-41.2	8.8	PASS
5452.750000	-39.8	-50.2	-41.2	9.0	PASS

### Pre Measurements

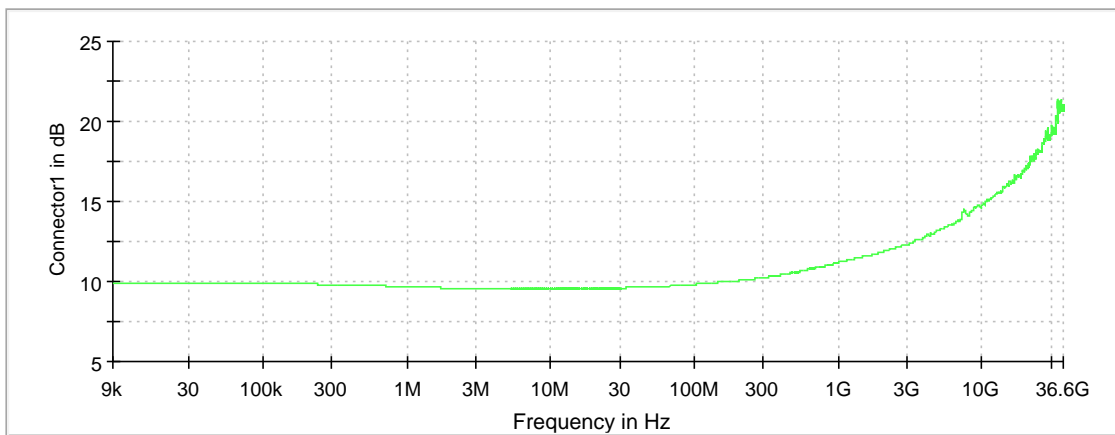
Frequency (MHz)	Level (dBm)	Margin (dB)	Limit (dBm)
5452.750000	-39.8	-1.4	-41.2
5448.250000	-40.6	-0.6	-41.2
5444.250000	-40.9	-0.3	-41.2
5452.250000	-41.0	-0.2	-41.2
5433.250000	-41.3	0.1	-41.2
5433.750000	-42.2	1.0	-41.2
5440.750000	-42.5	1.3	-41.2
5438.250000	-42.5	1.3	-41.2
5423.750000	-42.6	1.4	-41.2
5426.250000	-42.7	1.5	-41.2
5440.250000	-42.7	1.5	-41.2
5413.750000	-42.7	1.5	-41.2
5430.750000	-43.1	1.9	-41.2
5441.250000	-43.1	1.9	-41.2
5417.750000	-43.1	1.9	-41.2

### Measurement Settings

Start Frequency (MHz)	Stop Frequency (MHz)	Pre Measurement	Final Measurement
0.009000	0.090000	2	2
0.090000	0.110000	2	2
0.110000	0.150000	2	2
0.150000	0.490000	2	2
0.490000	30.000000	2	2
30.000000	1000.000000	2	2
1000.000000	2000.000000	1	1
2000.000000	5150.000000	1	1
5150.000000	5850.000000	1	1
5850.000000	12000.000000	1	1
12000.000000	26000.000000	1	1
26000.000000	36600.000000	1	1



Connector1



Connector1

## Emissions in restricted frequency bands (Average) (5695 MHz; 30.000 dBm; 50 MHz)

Customized settings.

Test according to FCC title 47 part 15 §15.407(b), KDB 789033 D02 General U-NII Test Procedures New Rules v02r01 II.G.1 and ANSI C63.10-2013

### Result

DUT Frequency (MHz)	Result
5695.000000	PASS

### Final measurements

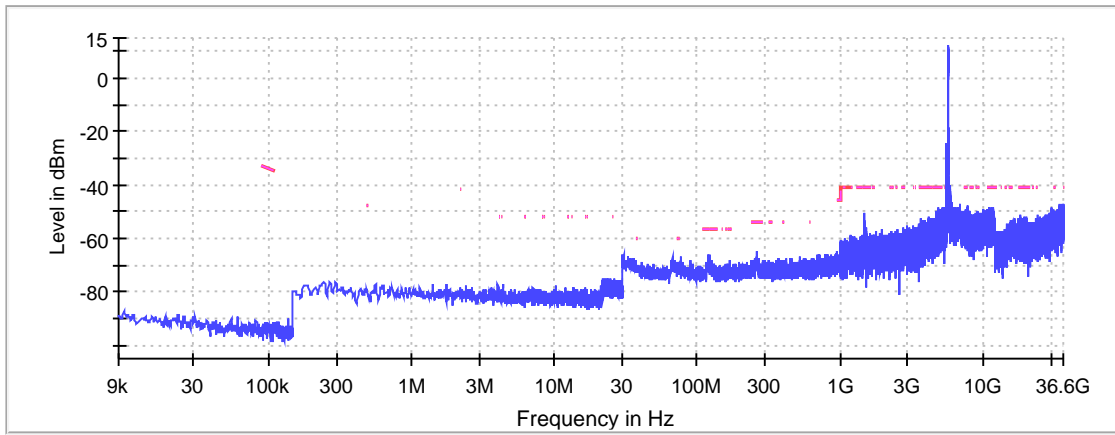
Frequency (MHz)	Level Pre Measurement (dBm)	level (dBm)	Limit (dBm)	Margin (dB)	Result
---	---	---	---	---	---

### Pre Measurements

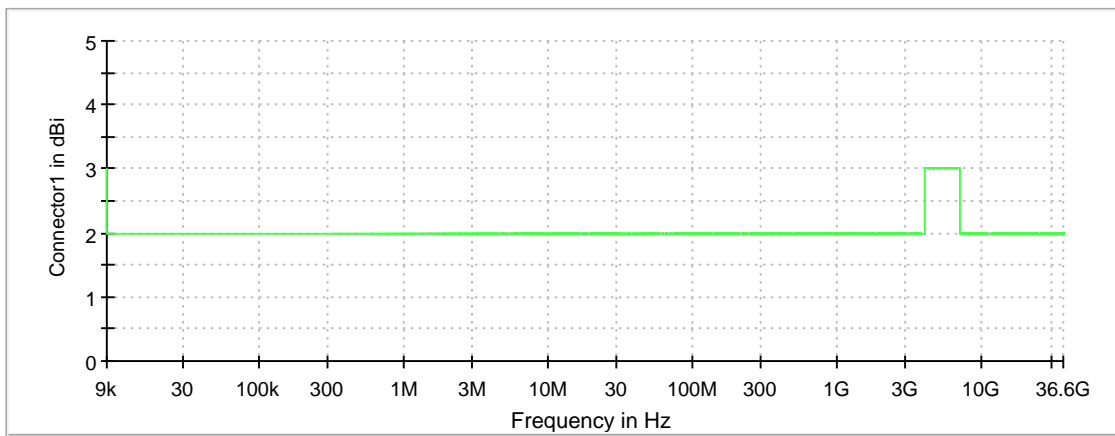
Frequency (MHz)	Level (dBm)	Margin (dB)	Limit (dBm)
36465.750000	-47.4	6.2	-41.2
36477.250000	-47.6	6.4	-41.2
36494.750000	-48.1	6.9	-41.2
36461.250000	-48.1	6.9	-41.2
4917.750000	-48.1	6.9	-41.2
11220.750000	-48.2	7.0	-41.2
36479.750000	-48.3	7.1	-41.2
36460.750000	-48.5	7.3	-41.2
11197.750000	-48.5	7.3	-41.2
5379.750000	-48.5	7.3	-41.2
11346.250000	-48.6	7.4	-41.2
11181.250000	-48.6	7.4	-41.2
11926.750000	-48.6	7.4	-41.2
36462.750000	-48.7	7.5	-41.2
36480.750000	-48.8	7.6	-41.2

### Measurement Settings

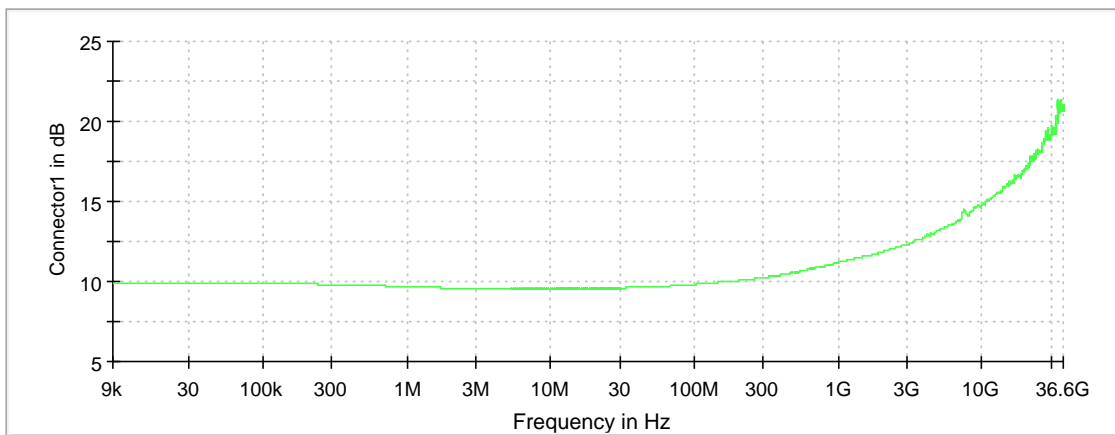
Start Frequency (MHz)	Stop Frequency (MHz)	Pre Measurement	Final Measurement
0.009000	0.090000	2	2
0.090000	0.110000	2	2
0.110000	0.150000	2	2
0.150000	0.490000	2	2
0.490000	30.000000	2	2
30.000000	1000.000000	2	2
1000.000000	2000.000000	1	1
2000.000000	5150.000000	1	1
5150.000000	5850.000000	1	1
5850.000000	12000.000000	1	1
12000.000000	26000.000000	1	1
26000.000000	36600.000000	1	1



— Limit    - - - Threshold    × Critical    — Sum Level    × Final Critical



— Connector1



— Connector1

## Emissions in restricted frequency bands (Average)(2) (5500 MHz; 30.000 dBm; 50 MHz)

Customized settings.

Test according to FCC title 47 part 15 §15.407(b), KDB 789033 D02 General U-NII Test Procedures New Rules v02r01 II.G.1 and ANSI C63.10-2013

### Result

DUT Frequency (MHz)	Result
5500.000000	PASS

### Final measurements

Frequency (MHz)	Level Pre Measurement (dBm)	level (dBm)	Limit (dBm)	Margin (dB)	Result
5421.250000	-39.9	-47.0	-41.2	5.8	PASS
5425.750000	-40.6	-47.0	-41.2	5.8	PASS
5431.250000	-36.4	-46.4	-41.2	5.2	PASS
5433.250000	-38.4	-46.6	-41.2	5.4	PASS
5435.750000	-37.6	-46.6	-41.2	5.4	PASS
5438.250000	-38.9	-46.3	-41.2	5.1	PASS
5442.250000	-39.3	-46.3	-41.2	5.1	PASS
5447.750000	-38.0	-46.4	-41.2	5.2	PASS

### Pre Measurements

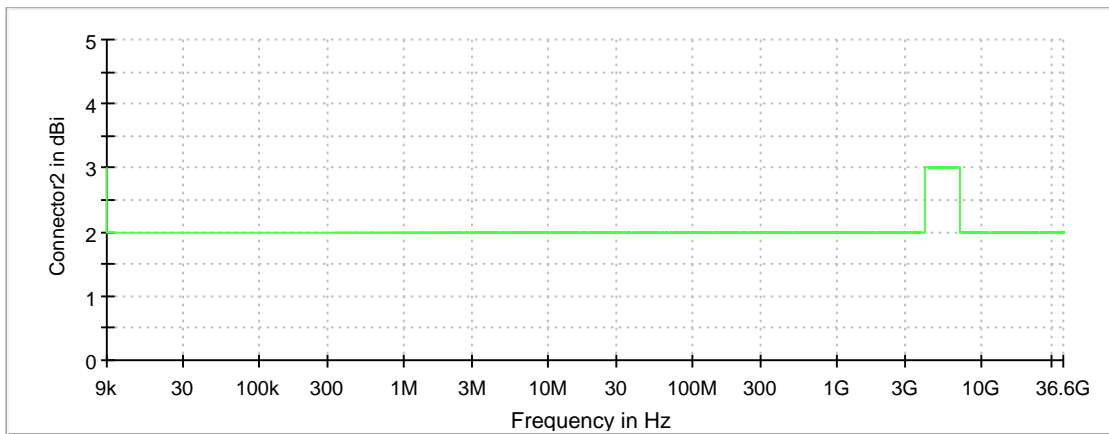
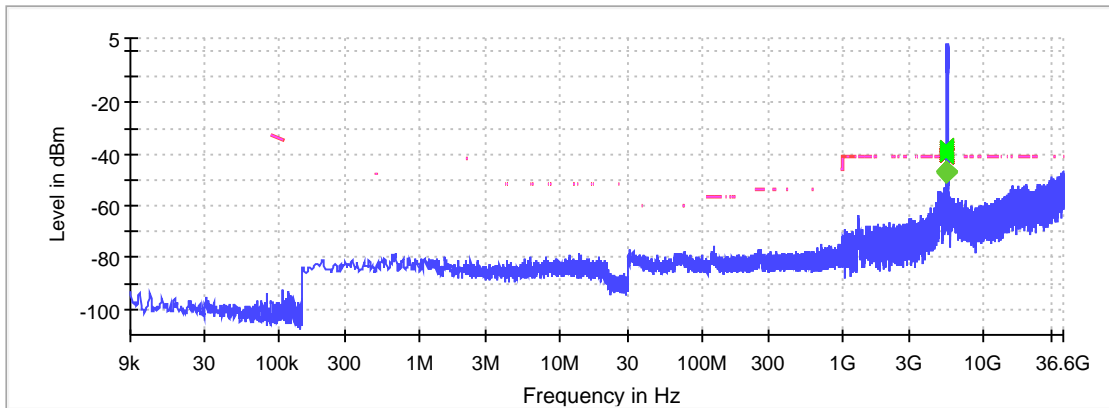
Frequency (MHz)	Level (dBm)	Margin (dB)	Limit (dBm)
5431.250000	-36.4	-4.8	-41.2
5430.750000	-37.1	-4.1	-41.2
5435.750000	-37.6	-3.6	-41.2
5429.750000	-37.9	-3.3	-41.2
5447.750000	-38.0	-3.2	-41.2
5433.250000	-38.4	-2.8	-41.2
5453.250000	-38.9	-2.3	-41.2
5438.250000	-38.9	-2.3	-41.2
5442.250000	-39.3	-1.9	-41.2
5459.250000	-39.4	-1.8	-41.2
5457.250000	-39.4	-1.8	-41.2
5442.750000	-39.5	-1.7	-41.2
5454.750000	-39.6	-1.6	-41.2
5456.750000	-39.7	-1.5	-41.2
5431.750000	-39.7	-1.5	-41.2

### Measurement Settings

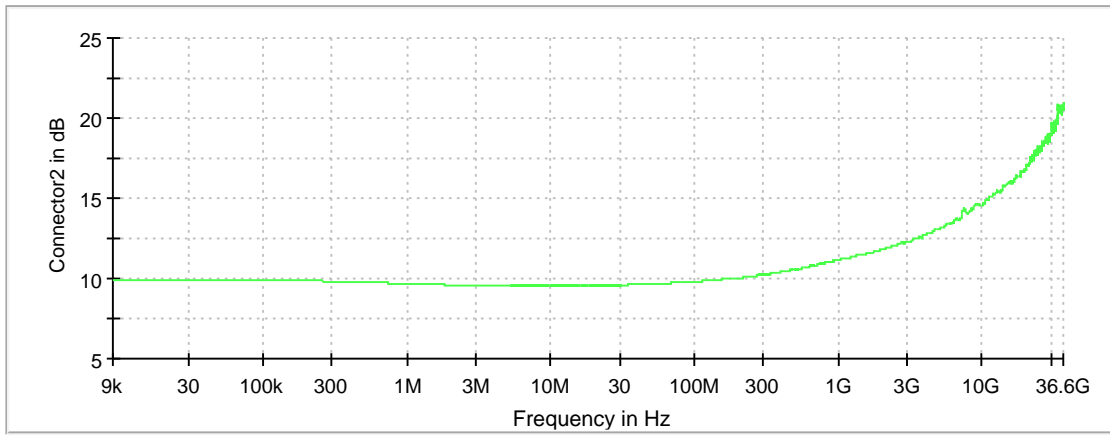
Start Frequency (MHz)	Stop Frequency (MHz)	Pre Measurement	Final Measurement
0.009000	0.090000	2	2
0.090000	0.110000	2	2
0.110000	0.150000	2	2
0.150000	0.490000	2	2
0.490000	30.000000	2	2
30.000000	1000.000000	2	2
1000.000000	2000.000000	1	1
2000.000000	5150.000000	1	1
5150.000000	5850.000000	1	1
5850.000000	12000.000000	1	1



Start Frequency (MHz)	Stop Frequency (MHz)	Pre Measurement	Final Measurement
12000.000000	26000.000000	1	1
26000.000000	36600.000000	1	1



— Connector2



— Connector2

## Emissions in restricted frequency bands (Average)(2) (5600 MHz; 30.000 dBm; 50 MHz)

Customized settings.

Test according to FCC title 47 part 15 §15.407(b), KDB 789033 D02 General U-NII Test Procedures New Rules v02r01 II.G.1 and ANSI C63.10-2013

### Result

DUT Frequency (MHz)	Result
5600.000000	PASS

### Final measurements

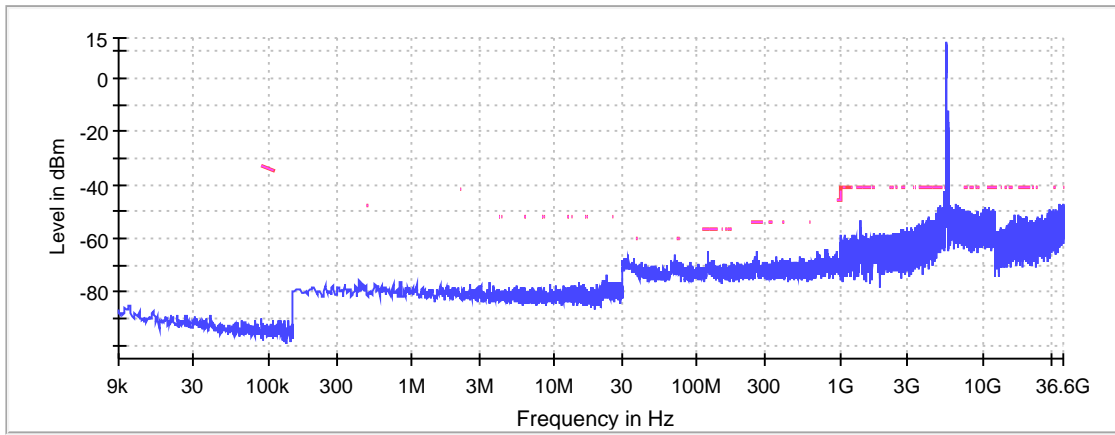
Frequency (MHz)	Level Pre Measurement (dBm)	level (dBm)	Limit (dBm)	Margin (dB)	Result
---	---	---	---	---	---

### Pre Measurements

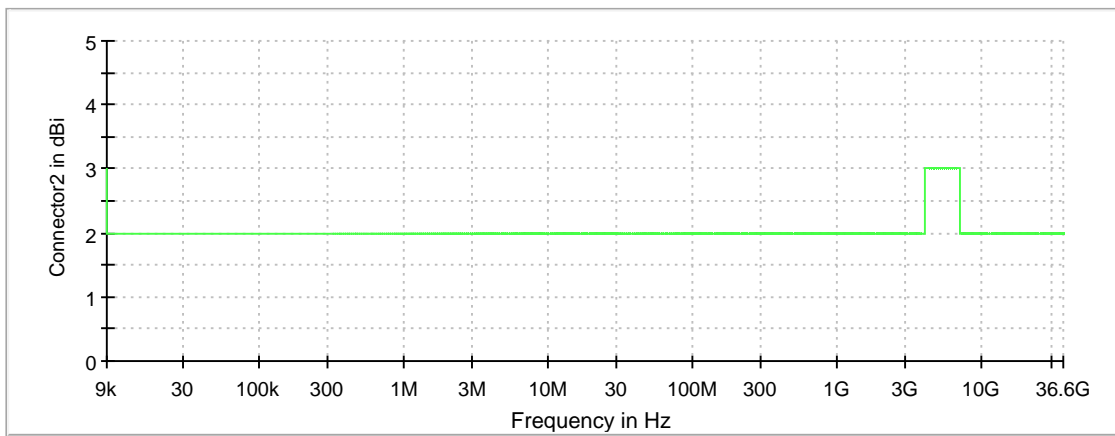
Frequency (MHz)	Level (dBm)	Margin (dB)	Limit (dBm)
5449.250000	-42.0	0.8	-41.2
5448.750000	-42.0	0.8	-41.2
5436.250000	-42.7	1.5	-41.2
5452.250000	-43.7	2.5	-41.2
5447.750000	-43.9	2.7	-41.2
5449.750000	-44.2	3.0	-41.2
5456.250000	-44.2	3.0	-41.2
5429.250000	-44.4	3.2	-41.2
5411.750000	-44.6	3.4	-41.2
5456.750000	-44.6	3.4	-41.2
5451.750000	-44.6	3.4	-41.2
5430.250000	-44.8	3.6	-41.2
5455.250000	-44.8	3.6	-41.2
5451.250000	-44.8	3.6	-41.2
5430.750000	-44.8	3.6	-41.2

### Measurement Settings

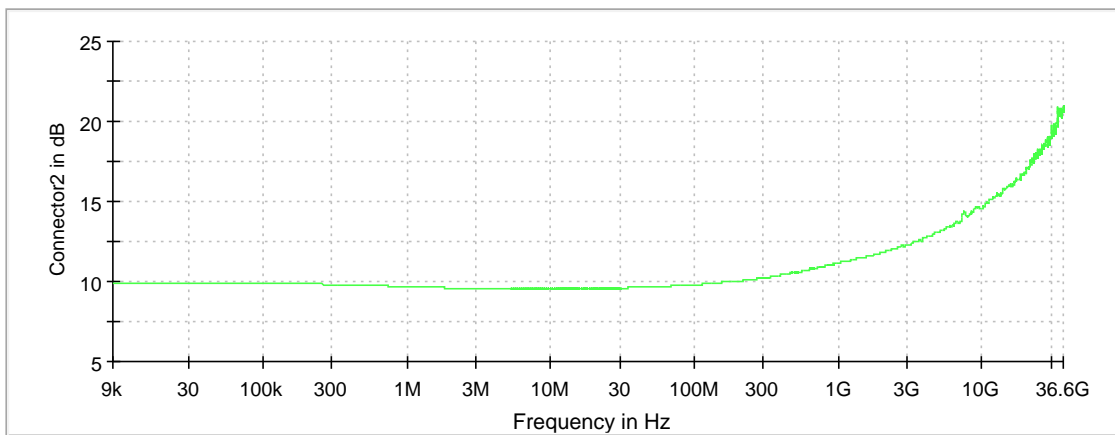
Start Frequency (MHz)	Stop Frequency (MHz)	Pre Measurement	Final Measurement
0.009000	0.090000	2	2
0.090000	0.110000	2	2
0.110000	0.150000	2	2
0.150000	0.490000	2	2
0.490000	30.000000	2	2
30.000000	1000.000000	2	2
1000.000000	2000.000000	1	1
2000.000000	5150.000000	1	1
5150.000000	5850.000000	1	1
5850.000000	12000.000000	1	1
12000.000000	26000.000000	1	1
26000.000000	36600.000000	1	1



— Limit    - - - Threshold    × Critical    — Sum Level    × Final Critical



— Connector2



— Connector2

## Emissions in restricted frequency bands (Average)(2) (5695 MHz; 30.000 dBm; 50 MHz)

Customized settings.

Test according to FCC title 47 part 15 §15.407(b), KDB 789033 D02 General U-NII Test Procedures New Rules v02r01 II.G.1 and ANSI C63.10-2013

### Result

DUT Frequency (MHz)	Result
5695.000000	PASS

### Final measurements

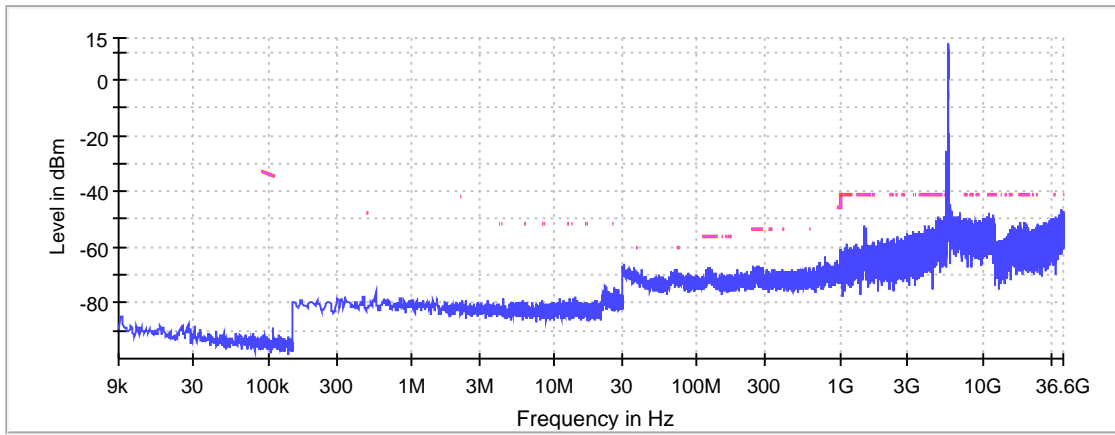
Frequency (MHz)	Level Pre Measurement (dBm)	level (dBm)	Limit (dBm)	Margin (dB)	Result
---	---	---	---	---	---

### Pre Measurements

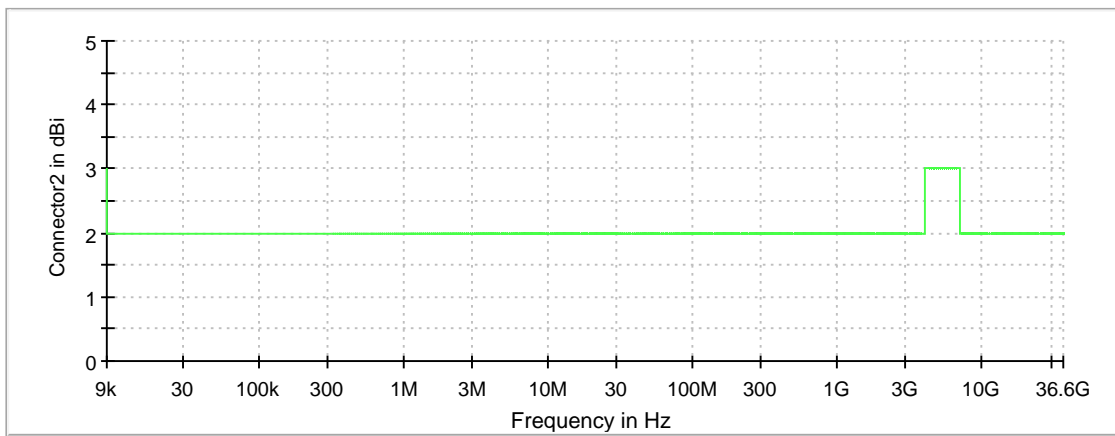
Frequency (MHz)	Level (dBm)	Margin (dB)	Limit (dBm)
36486.250000	-47.2	6.0	-41.2
11212.250000	-47.8	6.6	-41.2
11185.250000	-48.2	7.0	-41.2
36485.250000	-48.5	7.3	-41.2
36490.750000	-48.5	7.3	-41.2
11697.750000	-48.6	7.4	-41.2
36431.250000	-48.7	7.5	-41.2
36488.750000	-48.8	7.6	-41.2
36498.250000	-48.8	7.6	-41.2
11202.250000	-48.9	7.7	-41.2
5370.250000	-48.9	7.7	-41.2
11826.750000	-49.0	7.8	-41.2
5377.750000	-49.1	7.9	-41.2
10825.750000	-49.2	8.0	-41.2
36492.750000	-49.2	8.0	-41.2

### Measurement Settings

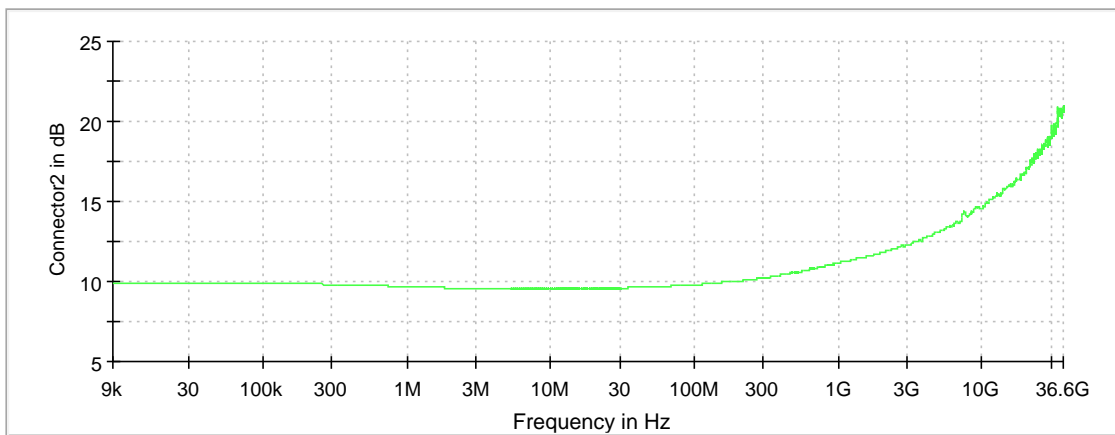
Start Frequency (MHz)	Stop Frequency (MHz)	Pre Measurement	Final Measurement
0.009000	0.090000	2	2
0.090000	0.110000	2	2
0.110000	0.150000	2	2
0.150000	0.490000	2	2
0.490000	30.000000	2	2
30.000000	1000.000000	2	2
1000.000000	2000.000000	1	1
2000.000000	5150.000000	1	1
5150.000000	5850.000000	1	1
5850.000000	12000.000000	1	1
12000.000000	26000.000000	1	1
26000.000000	36600.000000	1	1



— Limit    - - - - Threshold    × Critical    — Sum Level    × Final Critical



— Connector2



— Connector2

---

## Tx Spurious Emission (5600 MHz; 30.000 dBm; 10 MHz)

Customized settings.

Test according to FCC title 47 part 15 §15.407(b), KDB 789033 D02 General U-NII Test Procedures New Rules v02r01 II.G.4&5 and ANSI C63.10-2013

### Result

DUT Frequency (MHz)	Result
5600.000000	PASS

### Final measurements

Frequency (MHz)	Level Pre Measurement (dBm)	level (dBm)	Limit (dBm)	Margin (dB)	Result
---	---	---	---	---	---

### Pre Measurements

Frequency (MHz)	Level (dBm)	Margin (dB)	Limit (dBm)
5440.750000	-35.7	8.7	-27.0
5437.750000	-35.9	8.9	-27.0
5437.250000	-36.2	9.2	-27.0
5436.750000	-36.2	9.2	-27.0
5440.250000	-36.2	9.2	-27.0
5442.750000	-36.6	9.6	-27.0
5439.750000	-36.7	9.7	-27.0
5438.250000	-36.8	9.8	-27.0
5438.750000	-36.8	9.8	-27.0
5439.250000	-36.8	9.8	-27.0
5441.250000	-37.2	10.2	-27.0
5442.250000	-37.2	10.2	-27.0
1000.000000	-56.2	10.3	-45.9
5436.250000	-37.4	10.4	-27.0
5444.250000	-37.6	10.6	-27.0

### Measurement Settings

Start Frequency (MHz)	Stop Frequency (MHz)	Pre Measurement	Final Measurement
30.000000	1000.000000	1	1
1000.000000	5150.000000	2	2
5150.000000	5250.000000	2	2
5250.000000	5350.000000	2	2
5350.000000	5470.000000	2	2
5470.000000	5725.000000	2	2
5725.000000	5850.000000	2	2
5850.000000	7000.000000	2	2
7000.000000	18000.000000	2	2
18000.000000	26000.000000	2	2
26000.000000	40000.000000	2	2

---

## Tx Spurious Emission (5715 MHz; 30.000 dBm; 10 MHz)

Customized settings.

Test according to FCC title 47 part 15 §15.407(b), KDB 789033 D02 General U-NII Test Procedures New Rules v02r01 II.G.4&5 and ANSI C63.10-2013

### Result

DUT Frequency (MHz)	Result
5715.000000	PASS

### Final measurements

Frequency (MHz)	Level Pre Measurement (dBm)	level (dBm)	Limit (dBm)	Margin (dB)	Result
5725.250000	-12.7	-30.4	-27.0	3.4	PASS

### Pre Measurements

Frequency (MHz)	Level (dBm)	Margin (dB)	Limit (dBm)
5725.250000	-12.7	-14.3	-27.0
5725.750000	-14.0	-13.0	-27.0
5726.250000	-16.8	-10.2	-27.0
5726.750000	-17.6	-9.4	-27.0
5728.250000	-17.8	-9.2	-27.0
5728.750000	-17.9	-9.1	-27.0
5729.250000	-18.2	-8.8	-27.0
5727.750000	-19.9	-7.1	-27.0
5727.250000	-19.9	-7.1	-27.0
5729.750000	-20.1	-6.9	-27.0
5730.250000	-23.2	-3.8	-27.0
5731.250000	-25.3	-1.7	-27.0
5730.750000	-25.6	-1.4	-27.0
5731.750000	-26.1	-0.9	-27.0
5732.750000	-26.5	-0.5	-27.0

### Measurement Settings

Start Frequency (MHz)	Stop Frequency (MHz)	Pre Measurement	Final Measurement
30.000000	1000.000000	1	1
1000.000000	5150.000000	2	2
5150.000000	5250.000000	2	2
5250.000000	5350.000000	2	2
5350.000000	5470.000000	2	2
5470.000000	5725.000000	2	2
5725.000000	5850.000000	2	2
5850.000000	7000.000000	2	2
7000.000000	18000.000000	2	2
18000.000000	26000.000000	2	2
26000.000000	40000.000000	2	2



---

## Tx Spurious Emission (5485 MHz; 30.000 dBm; 20 MHz)

Customized settings.

Test according to FCC title 47 part 15 §15.407(b), KDB 789033 D02 General U-NII Test Procedures New Rules v02r01 II.G.4&5 and ANSI C63.10-2013

### Result

DUT Frequency (MHz)	Result
5485.000000	PASS

### Final measurements

Frequency (MHz)	Level Pre Measurement (dBm)	level (dBm)	Limit (dBm)	Margin (dB)	Result
---	---	---	---	---	---

### Pre Measurements

Frequency (MHz)	Level (dBm)	Margin (dB)	Limit (dBm)
5469.750000	-30.7	3.7	-27.0
5439.250000	-32.0	5.0	-27.0
5438.750000	-32.1	5.1	-27.0
5445.750000	-32.3	5.3	-27.0
5469.250000	-32.4	5.4	-27.0
5444.750000	-32.4	5.4	-27.0
5446.250000	-32.4	5.4	-27.0
5468.750000	-32.4	5.4	-27.0
5444.250000	-32.6	5.6	-27.0
5447.750000	-32.6	5.6	-27.0
5445.250000	-32.6	5.6	-27.0
5449.250000	-32.7	5.7	-27.0
5468.250000	-32.8	5.8	-27.0
5448.750000	-32.9	5.9	-27.0
5437.750000	-32.9	5.9	-27.0

### Measurement Settings

Start Frequency (MHz)	Stop Frequency (MHz)	Pre Measurement	Final Measurement
30.000000	1000.000000	1	1
1000.000000	5150.000000	2	2
5150.000000	5250.000000	2	2
5250.000000	5350.000000	2	2
5350.000000	5470.000000	2	2
5470.000000	5725.000000	2	2
5725.000000	5850.000000	2	2
5850.000000	7000.000000	2	2
7000.000000	18000.000000	2	2
18000.000000	26000.000000	2	2
26000.000000	40000.000000	2	2

---

## Tx Spurious Emission (5600 MHz; 30.000 dBm; 20 MHz)

Customized settings.

Test according to FCC title 47 part 15 §15.407(b), KDB 789033 D02 General U-NII Test Procedures New Rules v02r01 II.G.4&5 and ANSI C63.10-2013

### Result

DUT Frequency (MHz)	Result
5600.000000	PASS

### Final measurements

Frequency (MHz)	Level Pre Measurement (dBm)	level (dBm)	Limit (dBm)	Margin (dB)	Result
---	---	---	---	---	---

### Pre Measurements

Frequency (MHz)	Level (dBm)	Margin (dB)	Limit (dBm)
5439.750000	-35.3	8.3	-27.0
5439.250000	-35.4	8.4	-27.0
5445.250000	-35.7	8.7	-27.0
5445.750000	-35.8	8.8	-27.0
5753.750000	-36.2	9.2	-27.0
5440.250000	-36.4	9.4	-27.0
5754.250000	-36.5	9.5	-27.0
5446.250000	-37.2	10.2	-27.0
5444.750000	-37.2	10.2	-27.0
5447.750000	-37.3	10.3	-27.0
5447.250000	-37.3	10.3	-27.0
5440.750000	-37.5	10.5	-27.0
5442.250000	-37.6	10.6	-27.0
5441.750000	-37.7	10.7	-27.0
5444.250000	-37.7	10.7	-27.0

### Measurement Settings

Start Frequency (MHz)	Stop Frequency (MHz)	Pre Measurement	Final Measurement
30.000000	1000.000000	1	1
1000.000000	5150.000000	2	2
5150.000000	5250.000000	2	2
5250.000000	5350.000000	2	2
5350.000000	5470.000000	2	2
5470.000000	5725.000000	2	2
5725.000000	5850.000000	2	2
5850.000000	7000.000000	2	2
7000.000000	18000.000000	2	2
18000.000000	26000.000000	2	2
26000.000000	40000.000000	2	2

---

## Tx Spurious Emission (5710 MHz; 30.000 dBm; 20 MHz)

Customized settings.

Test according to FCC title 47 part 15 §15.407(b), KDB 789033 D02 General U-NII Test Procedures New Rules v02r01 II.G.4&5 and ANSI C63.10-2013

### Result

DUT Frequency (MHz)	Result
5710.000000	PASS

### Final measurements

Frequency (MHz)	Level Pre Measurement (dBm)	level (dBm)	Limit (dBm)	Margin (dB)	Result
5725.750000	-12.8	-30.1	-27.0	3.1	PASS

### Pre Measurements

Frequency (MHz)	Level (dBm)	Margin (dB)	Limit (dBm)
5725.750000	-12.8	-14.2	-27.0
5725.250000	-13.1	-13.9	-27.0
5726.250000	-13.3	-13.7	-27.0
5728.250000	-14.2	-12.8	-27.0
5728.750000	-14.5	-12.5	-27.0
5729.250000	-14.7	-12.3	-27.0
5727.750000	-15.4	-11.6	-27.0
5726.750000	-15.6	-11.4	-27.0
5729.750000	-16.2	-10.8	-27.0
5727.250000	-16.4	-10.6	-27.0
5730.250000	-16.7	-10.3	-27.0
5730.750000	-18.0	-9.0	-27.0
5731.250000	-18.2	-8.8	-27.0
5732.750000	-18.3	-8.7	-27.0
5732.250000	-18.4	-8.6	-27.0

### Measurement Settings

Start Frequency (MHz)	Stop Frequency (MHz)	Pre Measurement	Final Measurement
30.000000	1000.000000	1	1
1000.000000	5150.000000	2	2
5150.000000	5250.000000	2	2
5250.000000	5350.000000	2	2
5350.000000	5470.000000	2	2
5470.000000	5725.000000	2	2
5725.000000	5850.000000	2	2
5850.000000	7000.000000	2	2
7000.000000	18000.000000	2	2
18000.000000	26000.000000	2	2
26000.000000	40000.000000	2	2

---

## Tx Spurious Emission (5495 MHz; 30.000 dBm; 40 MHz)

Customized settings.

Test according to FCC title 47 part 15 §15.407(b), KDB 789033 D02 General U-NII Test Procedures New Rules v02r01 II.G.4&5 and ANSI C63.10-2013

### Result

DUT Frequency (MHz)	Result
5495.000000	PASS

### Final measurements

Frequency (MHz)	Level Pre Measurement (dBm)	level (dBm)	Limit (dBm)	Margin (dB)	Result
---	---	---	---	---	---

### Pre Measurements

Frequency (MHz)	Level (dBm)	Margin (dB)	Limit (dBm)
5436.250000	-33.4	6.4	-27.0
5463.250000	-33.8	6.8	-27.0
5435.750000	-33.9	6.9	-27.0
5440.750000	-34.0	7.0	-27.0
5453.750000	-34.0	7.0	-27.0
5462.750000	-34.1	7.1	-27.0
5441.250000	-34.2	7.2	-27.0
5454.250000	-34.2	7.2	-27.0
5463.750000	-34.4	7.4	-27.0
5436.750000	-34.4	7.4	-27.0
5441.750000	-34.6	7.6	-27.0
5466.750000	-34.6	7.6	-27.0
5447.250000	-34.6	7.6	-27.0
5437.750000	-34.7	7.7	-27.0
5440.250000	-34.8	7.8	-27.0

### Measurement Settings

Start Frequency (MHz)	Stop Frequency (MHz)	Pre Measurement	Final Measurement
30.000000	1000.000000	1	1
1000.000000	5150.000000	2	2
5150.000000	5250.000000	2	2
5250.000000	5350.000000	2	2
5350.000000	5470.000000	2	2
5470.000000	5725.000000	2	2
5725.000000	5850.000000	2	2
5850.000000	7000.000000	2	2
7000.000000	18000.000000	2	2
18000.000000	26000.000000	2	2
26000.000000	40000.000000	2	2

---

## Tx Spurious Emission (5600 MHz; 30.000 dBm; 40 MHz)

Customized settings.

Test according to FCC title 47 part 15 §15.407(b), KDB 789033 D02 General U-NII Test Procedures New Rules v02r01 II.G.4&5 and ANSI C63.10-2013

### Result

DUT Frequency (MHz)	Result
5600.000000	PASS

### Final measurements

Frequency (MHz)	Level Pre Measurement (dBm)	level (dBm)	Limit (dBm)	Margin (dB)	Result
---	---	---	---	---	---

### Pre Measurements

Frequency (MHz)	Level (dBm)	Margin (dB)	Limit (dBm)
31.175000	-64.7	4.8	-59.9
30.275000	-65.2	5.3	-59.9
30.225000	-65.3	5.4	-59.9
30.625000	-65.5	5.6	-59.9
31.475000	-65.6	5.7	-59.9
30.925000	-65.6	5.7	-59.9
30.475000	-65.6	5.7	-59.9
30.425000	-65.9	6.0	-59.9
31.675000	-65.9	6.0	-59.9
34.725000	-66.1	6.2	-59.9
31.225000	-66.1	6.2	-59.9
30.525000	-66.1	6.2	-59.9
30.725000	-66.2	6.3	-59.9
31.075000	-66.2	6.3	-59.9
65.775000	-66.2	6.3	-59.9

### Measurement Settings

Start Frequency (MHz)	Stop Frequency (MHz)	Pre Measurement	Final Measurement
30.000000	1000.000000	1	1
1000.000000	5150.000000	2	2
5150.000000	5250.000000	2	2
5250.000000	5350.000000	2	2
5350.000000	5470.000000	2	2
5470.000000	5725.000000	2	2
5725.000000	5850.000000	2	2
5850.000000	7000.000000	2	2
7000.000000	18000.000000	2	2
18000.000000	26000.000000	2	2
26000.000000	40000.000000	2	2

---

## Tx Spurious Emission (5700 MHz; 30.000 dBm; 40 MHz)

Customized settings.

Test according to FCC title 47 part 15 §15.407(b), KDB 789033 D02 General U-NII Test Procedures New Rules v02r01 II.G.4&5 and ANSI C63.10-2013

### Result

DUT Frequency (MHz)	Result
5700.000000	PASS

### Final measurements

Frequency (MHz)	Level Pre Measurement (dBm)	level (dBm)	Limit (dBm)	Margin (dB)	Result
30.025000	-59.7	-64.5	-59.9	4.6	PASS
87.725000	-57.2	-66.6	-59.9	6.7	PASS
266.825000	-51.4	-65.6	-53.9	11.7	PASS
280.225000	-51.3	-65.6	-53.9	11.7	PASS
5729.250000	-14.5	-27.3	-27.0	0.3	PASS

### Pre Measurements

Frequency (MHz)	Level (dBm)	Margin (dB)	Limit (dBm)
5729.250000	-14.5	-12.5	-27.0
5728.750000	-14.8	-12.2	-27.0
5729.750000	-15.3	-11.7	-27.0
5726.250000	-15.6	-11.4	-27.0
5725.750000	-15.8	-11.2	-27.0
5735.750000	-16.1	-10.9	-27.0
5726.750000	-16.4	-10.6	-27.0
5732.250000	-16.5	-10.5	-27.0
5735.250000	-16.6	-10.4	-27.0
5732.750000	-16.6	-10.4	-27.0
5736.250000	-16.6	-10.4	-27.0
5725.250000	-16.8	-10.2	-27.0
5730.250000	-16.9	-10.1	-27.0
5733.250000	-16.9	-10.1	-27.0
5728.250000	-17.1	-9.9	-27.0

### Measurement Settings

Start Frequency (MHz)	Stop Frequency (MHz)	Pre Measurement	Final Measurement
30.000000	1000.000000	1	1
1000.000000	5150.000000	2	2
5150.000000	5250.000000	2	2
5250.000000	5350.000000	2	2
5350.000000	5470.000000	2	2
5470.000000	5725.000000	2	2
5725.000000	5850.000000	2	2
5850.000000	7000.000000	2	2
7000.000000	18000.000000	2	2
18000.000000	26000.000000	2	2
26000.000000	40000.000000	2	2

---

## Tx Spurious Emission (5490 MHz; 30.000 dBm; 30 MHz)

Customized settings.

Test according to FCC title 47 part 15 §15.407(b), KDB 789033 D02 General U-NII Test Procedures New Rules v02r01 II.G.4&5 and ANSI C63.10-2013

### Result

DUT Frequency (MHz)	Result
5490.000000	PASS

### Final measurements

Frequency (MHz)	Level Pre Measurement (dBm)	level (dBm)	Limit (dBm)	Margin (dB)	Result
---	---	---	---	---	---

### Pre Measurements

Frequency (MHz)	Level (dBm)	Margin (dB)	Limit (dBm)
5468.250000	-27.8	0.8	-27.0
5467.750000	-27.9	0.9	-27.0
5466.250000	-29.1	2.1	-27.0
5467.250000	-29.5	2.5	-27.0
5468.750000	-29.7	2.7	-27.0
5466.750000	-29.7	2.7	-27.0
5465.750000	-29.9	2.9	-27.0
5465.250000	-30.0	3.0	-27.0
5469.750000	-30.3	3.3	-27.0
5469.250000	-30.6	3.6	-27.0
5464.750000	-30.7	3.7	-27.0
5461.750000	-30.8	3.8	-27.0
5462.250000	-30.8	3.8	-27.0
5460.250000	-30.9	3.9	-27.0
5460.750000	-31.3	4.3	-27.0

### Measurement Settings

Start Frequency (MHz)	Stop Frequency (MHz)	Pre Measurement	Final Measurement
30.000000	1000.000000	1	1
1000.000000	5150.000000	2	2
5150.000000	5250.000000	2	2
5250.000000	5350.000000	2	2
5350.000000	5470.000000	2	2
5470.000000	5725.000000	2	2
5725.000000	5850.000000	2	2
5850.000000	7000.000000	2	2
7000.000000	18000.000000	2	2
18000.000000	26000.000000	2	2
26000.000000	40000.000000	2	2

---

## Tx Spurious Emission (5600 MHz; 30.000 dBm; 30 MHz)

Customized settings.

Test according to FCC title 47 part 15 §15.407(b), KDB 789033 D02 General U-NII Test Procedures New Rules v02r01 II.G.4&5 and ANSI C63.10-2013

### Result

DUT Frequency (MHz)	Result
5600.000000	PASS

### Final measurements

Frequency (MHz)	Level Pre Measurement (dBm)	level (dBm)	Limit (dBm)	Margin (dB)	Result
---	---	---	---	---	---

### Pre Measurements

Frequency (MHz)	Level (dBm)	Margin (dB)	Limit (dBm)
5453.250000	-36.9	9.9	-27.0
5452.750000	-37.2	10.2	-27.0
5453.750000	-37.3	10.3	-27.0
5452.250000	-37.4	10.4	-27.0
5454.250000	-38.0	11.0	-27.0
5451.750000	-38.1	11.1	-27.0
5437.750000	-38.3	11.3	-27.0
5454.750000	-38.3	11.3	-27.0
5762.250000	-38.6	11.6	-27.0
39865.750000	-38.8	11.8	-27.0
30.075000	-71.8	11.9	-59.9
5438.250000	-38.9	11.9	-27.0
5762.750000	-39.0	12.0	-27.0
5445.250000	-39.0	12.0	-27.0
31.525000	-72.0	12.1	-59.9

### Measurement Settings

Start Frequency (MHz)	Stop Frequency (MHz)	Pre Measurement	Final Measurement
30.000000	1000.000000	1	1
1000.000000	5150.000000	2	2
5150.000000	5250.000000	2	2
5250.000000	5350.000000	2	2
5350.000000	5470.000000	2	2
5470.000000	5725.000000	2	2
5725.000000	5850.000000	2	2
5850.000000	7000.000000	2	2
7000.000000	18000.000000	2	2
18000.000000	26000.000000	2	2
26000.000000	40000.000000	2	2



---

## Tx Spurious Emission (5705 MHz; 30.000 dBm; 30 MHz)

Customized settings.

Test according to FCC title 47 part 15 §15.407(b), KDB 789033 D02 General U-NII Test Procedures New Rules v02r01 II.G.4&5 and ANSI C63.10-2013

### Result

DUT Frequency (MHz)	Result
5705.000000	PASS

### Final measurements

Frequency (MHz)	Level Pre Measurement (dBm)	level (dBm)	Limit (dBm)	Margin (dB)	Result
5726.250000	-13.3	-30.8	-27.0	3.8	PASS

### Pre Measurements

Frequency (MHz)	Level (dBm)	Margin (dB)	Limit (dBm)
5726.250000	-13.3	-13.7	-27.0
5725.750000	-13.4	-13.6	-27.0
5726.750000	-13.4	-13.6	-27.0
5725.250000	-13.5	-13.5	-27.0
5727.750000	-13.6	-13.4	-27.0
5727.250000	-13.7	-13.3	-27.0
5728.250000	-13.7	-13.3	-27.0
5728.750000	-13.9	-13.1	-27.0
5729.250000	-14.6	-12.4	-27.0
5737.250000	-15.2	-11.8	-27.0
5736.750000	-15.2	-11.8	-27.0
5729.750000	-15.7	-11.3	-27.0
5736.250000	-15.7	-11.3	-27.0
5737.750000	-15.8	-11.2	-27.0
5730.250000	-16.5	-10.5	-27.0

### Measurement Settings

Start Frequency (MHz)	Stop Frequency (MHz)	Pre Measurement	Final Measurement
30.000000	1000.000000	1	1
1000.000000	5150.000000	2	2
5150.000000	5250.000000	2	2
5250.000000	5350.000000	2	2
5350.000000	5470.000000	2	2
5470.000000	5725.000000	2	2
5725.000000	5850.000000	2	2
5850.000000	7000.000000	2	2
7000.000000	18000.000000	2	2
18000.000000	26000.000000	2	2
26000.000000	40000.000000	2	2

---

## Tx Spurious Emission (5500 MHz; 30.000 dBm; 50 MHz)

Customized settings.

Test according to FCC title 47 part 15 §15.407(b), KDB 789033 D02 General U-NII Test Procedures New Rules v02r01 II.G.4&5 and ANSI C63.10-2013

### Result

DUT Frequency (MHz)	Result
5500.000000	PASS

### Final measurements

Frequency (MHz)	Level Pre Measurement (dBm)	level (dBm)	Limit (dBm)	Margin (dB)	Result
---	---	---	---	---	---

### Pre Measurements

Frequency (MHz)	Level (dBm)	Margin (dB)	Limit (dBm)
5451.250000	-32.7	5.7	-27.0
5438.750000	-32.7	5.7	-27.0
5447.750000	-32.8	5.8	-27.0
5451.750000	-32.9	5.9	-27.0
5450.250000	-32.9	5.9	-27.0
5447.250000	-33.0	6.0	-27.0
5444.750000	-33.1	6.1	-27.0
5431.750000	-33.2	6.2	-27.0
5450.750000	-33.2	6.2	-27.0
5439.250000	-33.2	6.2	-27.0
5449.750000	-33.2	6.2	-27.0
5445.250000	-33.3	6.3	-27.0
5431.250000	-33.4	6.4	-27.0
5438.250000	-33.5	6.5	-27.0
5430.750000	-33.6	6.6	-27.0

### Measurement Settings

Start Frequency (MHz)	Stop Frequency (MHz)	Pre Measurement	Final Measurement
30.000000	1000.000000	1	1
1000.000000	5150.000000	2	2
5150.000000	5250.000000	2	2
5250.000000	5350.000000	2	2
5350.000000	5470.000000	2	2
5470.000000	5725.000000	2	2
5725.000000	5850.000000	2	2
5850.000000	7000.000000	2	2
7000.000000	18000.000000	2	2
18000.000000	26000.000000	2	2
26000.000000	40000.000000	2	2

---

## Tx Spurious Emission (5600 MHz; 30.000 dBm; 50 MHz)

Customized settings.

Test according to FCC title 47 part 15 §15.407(b), KDB 789033 D02 General U-NII Test Procedures New Rules v02r01 II.G.4&5 and ANSI C63.10-2013

### Result

DUT Frequency (MHz)	Result
5600.000000	PASS

### Final measurements

Frequency (MHz)	Level Pre Measurement (dBm)	level (dBm)	Limit (dBm)	Margin (dB)	Result
---	---	---	---	---	---

### Pre Measurements

Frequency (MHz)	Level (dBm)	Margin (dB)	Limit (dBm)
72.025000	-60.3	0.4	-59.9
33.475000	-61.3	1.4	-59.9
62.725000	-61.3	1.4	-59.9
80.625000	-61.7	1.8	-59.9
53.475000	-61.8	1.9	-59.9
81.425000	-61.9	2.0	-59.9
76.775000	-61.9	2.0	-59.9
75.575000	-62.0	2.1	-59.9
79.225000	-62.0	2.1	-59.9
32.975000	-62.0	2.1	-59.9
34.525000	-62.1	2.2	-59.9
69.525000	-62.1	2.2	-59.9
47.025000	-62.1	2.2	-59.9
70.825000	-62.1	2.2	-59.9
69.875000	-62.2	2.3	-59.9

### Measurement Settings

Start Frequency (MHz)	Stop Frequency (MHz)	Pre Measurement	Final Measurement
30.000000	1000.000000	1	1
1000.000000	5150.000000	2	2
5150.000000	5250.000000	2	2
5250.000000	5350.000000	2	2
5350.000000	5470.000000	2	2
5470.000000	5725.000000	2	2
5725.000000	5850.000000	2	2
5850.000000	7000.000000	2	2
7000.000000	18000.000000	2	2
18000.000000	26000.000000	2	2
26000.000000	40000.000000	2	2

---

## Tx Spurious Emission (5695 MHz; 30.000 dBm; 50 MHz)

Customized settings.

Test according to FCC title 47 part 15 §15.407(b), KDB 789033 D02 General U-NII Test Procedures New Rules v02r01 II.G.4&5 and ANSI C63.10-2013

### Result

DUT Frequency (MHz)	Result
5695.000000	PASS

### Final measurements

Frequency (MHz)	Level Pre Measurement (dBm)	level (dBm)	Limit (dBm)	Margin (dB)	Result
5727.750000	-15.5	-27.9	-27.0	0.9	PASS

### Pre Measurements

Frequency (MHz)	Level (dBm)	Margin (dB)	Limit (dBm)
5727.750000	-15.5	-11.5	-27.0
5728.250000	-15.6	-11.4	-27.0
5727.250000	-15.9	-11.1	-27.0
5726.750000	-16.0	-11.0	-27.0
5730.750000	-16.1	-10.9	-27.0
5726.250000	-16.1	-10.9	-27.0
5730.250000	-16.2	-10.8	-27.0
5740.250000	-16.3	-10.7	-27.0
5725.750000	-16.4	-10.6	-27.0
5731.250000	-16.5	-10.5	-27.0
5739.750000	-16.5	-10.5	-27.0
5740.750000	-16.8	-10.2	-27.0
5728.750000	-17.0	-10.0	-27.0
5725.250000	-17.1	-9.9	-27.0
5731.750000	-17.4	-9.6	-27.0

### Measurement Settings

Start Frequency (MHz)	Stop Frequency (MHz)	Pre Measurement	Final Measurement
30.000000	1000.000000	1	1
1000.000000	5150.000000	2	2
5150.000000	5250.000000	2	2
5250.000000	5350.000000	2	2
5350.000000	5470.000000	2	2
5470.000000	5725.000000	2	2
5725.000000	5850.000000	2	2
5850.000000	7000.000000	2	2
7000.000000	18000.000000	2	2
18000.000000	26000.000000	2	2
26000.000000	40000.000000	2	2