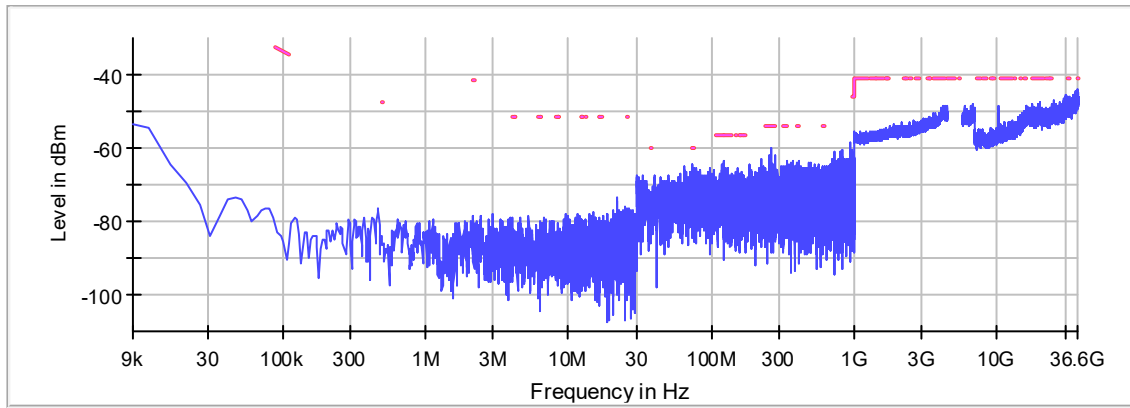
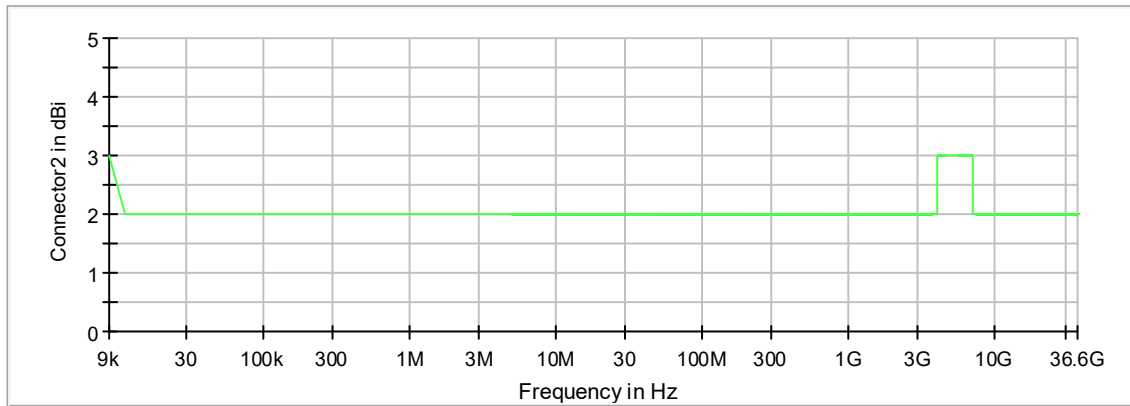


Restricted Band



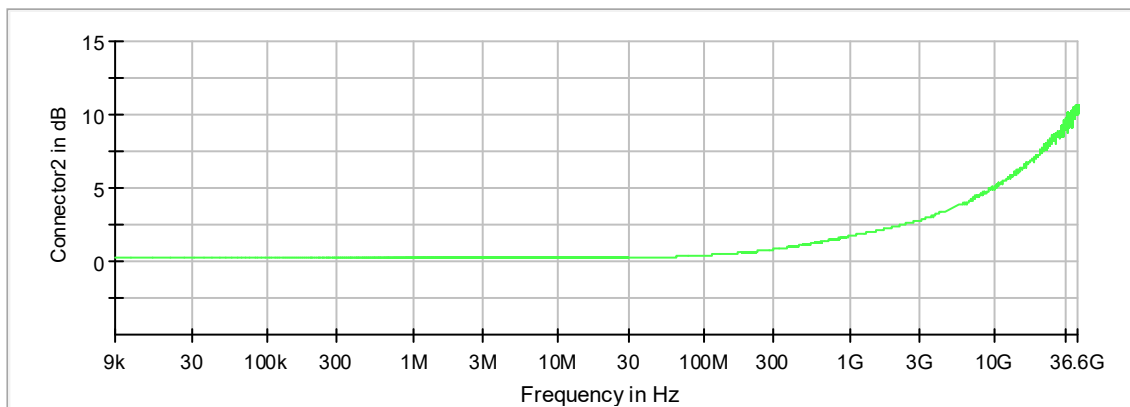
— Limit    - - - Threshold    × Critical    — Sum Level    × Final Critical

Gain



— Connector2

Attenuation



— Connector2

## Pre Measurement 1

Setting	Instrument Value	Target Value
RBW	1.000 MHz	<= 1.000 MHz
VBW	3.000 MHz	>= 3.000 MHz
SweepPoints	7000	~ 7000
SweepTime	20.000 s	20.000 s
Reference Level	10.000 dBm	AUTO
Attenuation	20.000 dB	20.000 dB
Detector	MaxPeak	MaxPeak
SweepCount	1	1
Filter	3 dB	3 dB
Trace Mode	Clear Write	Clear Write
SweepType	Sweep	AUTO
Preamp	off	off

## Pre Measurement 2

Setting	Instrument Value	Target Value
RBW	10.000 kHz	<= 10.000 kHz
VBW	30.000 kHz	>= 30.000 kHz
SweepPoints	5998	~ 5998
SweepTime	1.327 ms	AUTO
Reference Level	15.000 dBm	AUTO
Attenuation	25.000 dB	25.000 dB
Detector	MaxPeak	MaxPeak
SweepCount	1	1
Filter	3 dB	3 dB
Trace Mode	Clear Write	Clear Write
SweepType	FFT	AUTO
Preamp	off	off

---

## Emissions in restricted frequency bands (Average)(2) (5200 MHz; \_\_\_\_\_ (20 dBm); 30 MHz)

Customized settings.

Test according to FCC title 47 part 15 §15.407(b), KDB 789033 D02 General U-NII Test Procedures New Rules v02r01 II.G.1 and ANSI C63.10-2013

### Result

DUT Frequency (MHz)	Result
5200.000000	PASS

### Final measurements

Frequency (MHz)	Level Pre Measurement (dBm)	level (dBm)	Limit (dBm)	Margin (dB)	Result
1000.000000	-42.4	-59.3	-45.9	13.4	PASS

### Pre Measurements

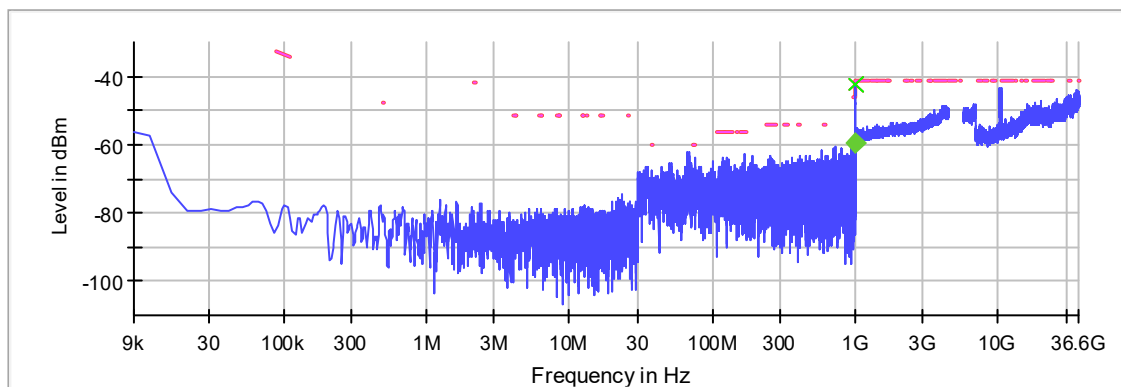
Frequency (MHz)	Level (dBm)	Margin (dB)	Limit (dBm)
1000.000000	-42.4	-3.5	-45.9
1000.250000	-42.4	1.2	-41.2
1000.750000	-42.7	1.5	-41.2
1002.750000	-44.1	2.9	-41.2
1002.250000	-44.1	2.9	-41.2
36477.650698	-44.4	3.2	-41.2
1001.750000	-44.4	3.2	-41.2
36471.257148	-44.5	3.3	-41.2
1003.750000	-44.5	3.3	-41.2
1004.750000	-44.6	3.4	-41.2
36466.607294	-44.6	3.4	-41.2
36459.632511	-44.8	3.6	-41.2
1001.250000	-45.0	3.8	-41.2
36485.787944	-45.1	3.9	-41.2
36468.350989	-45.3	4.1	-41.2

### Measurement Settings

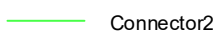
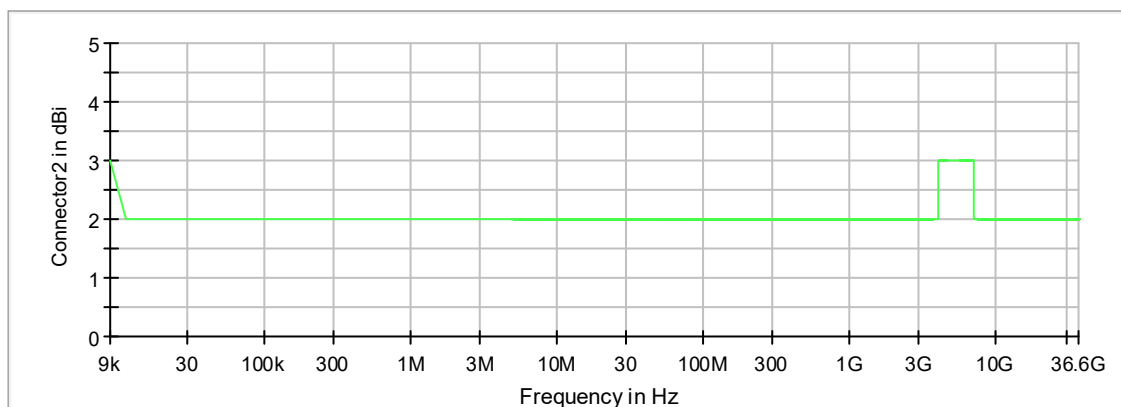
Start Frequency (MHz)	Stop Frequency (MHz)	Pre Measurement	Final Measurement
0.009000	30.000000	2	2
30.000000	1000.000000	2	2
1000.000000	4500.000000	1	1
5700.000000	18000.000000	1	1
18000.000000	36600.000000	1	1

---

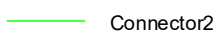
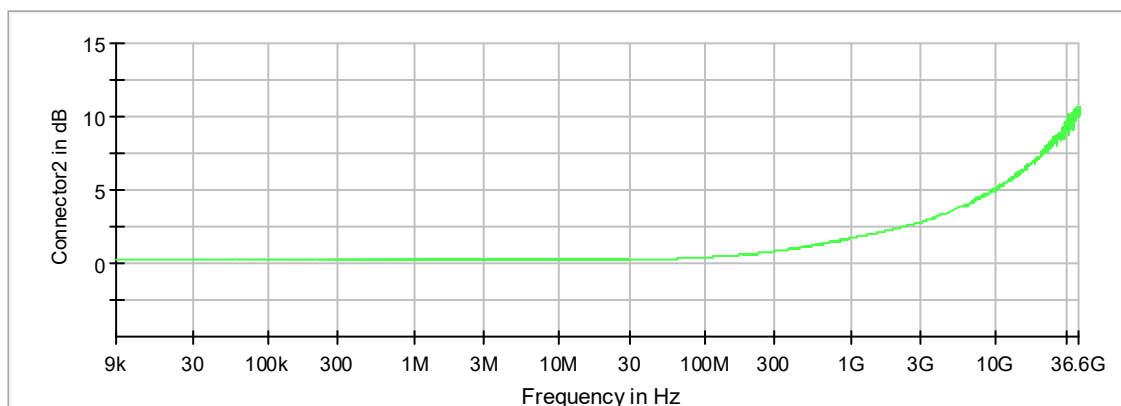
Restricted Band



Gain



Attenuation



## Pre Measurement 1

Setting	Instrument Value	Target Value
RBW	1.000 MHz	<= 1.000 MHz
VBW	3.000 MHz	>= 3.000 MHz
SweepPoints	7000	~ 7000
SweepTime	20.000 s	20.000 s
Reference Level	10.000 dBm	AUTO
Attenuation	20.000 dB	20.000 dB
Detector	MaxPeak	MaxPeak
SweepCount	1	1
Filter	3 dB	3 dB
Trace Mode	Clear Write	Clear Write
SweepType	Sweep	AUTO
Preamp	off	off

## Pre Measurement 2

Setting	Instrument Value	Target Value
RBW	10.000 kHz	<= 10.000 kHz
VBW	30.000 kHz	>= 30.000 kHz
SweepPoints	5998	~ 5998
SweepTime	1.327 ms	AUTO
Reference Level	15.000 dBm	AUTO
Attenuation	25.000 dB	25.000 dB
Detector	MaxPeak	MaxPeak
SweepCount	1	1
Filter	3 dB	3 dB
Trace Mode	Clear Write	Clear Write
SweepType	FFT	AUTO
Preamp	off	off

## Final Measurement 2

Setting	Instrument Value	Target Value
Span	ZeroSpan	ZeroSpan
RBW	100.000 kHz	~ 100.000 kHz
VBW	300.000 kHz	~ 300.000 kHz
SweepPoints	101	~ 101
SweepTime	1.000 s	1.000 s
Reference Level	15.000 dBm	AUTO
Attenuation	25.000 dB	25.000 dB
Detector	QuasiPeak	QuasiPeak
SweepCount	1	1
Filter	3 dB	3 dB
Trace Mode	Clear Write	Clear Write
SweepType	Sweep	AUTO
Preamp	off	off

---

## Emissions in restricted frequency bands (Average)(2) (5235 MHz; \_\_\_\_\_ (20 dBm); 30 MHz)

Customized settings.

Test according to FCC title 47 part 15 §15.407(b), KDB 789033 D02 General U-NII Test Procedures New Rules v02r01 II.G.1 and ANSI C63.10-2013

### Result

DUT Frequency (MHz)	Result
5235.000000	PASS

### Final measurements

Frequency (MHz)	Level Pre Measurement (dBm)	level (dBm)	Limit (dBm)	Margin (dB)	Result
1029.250000	-37.7	-48.1	-41.2	6.9	PASS

### Pre Measurements

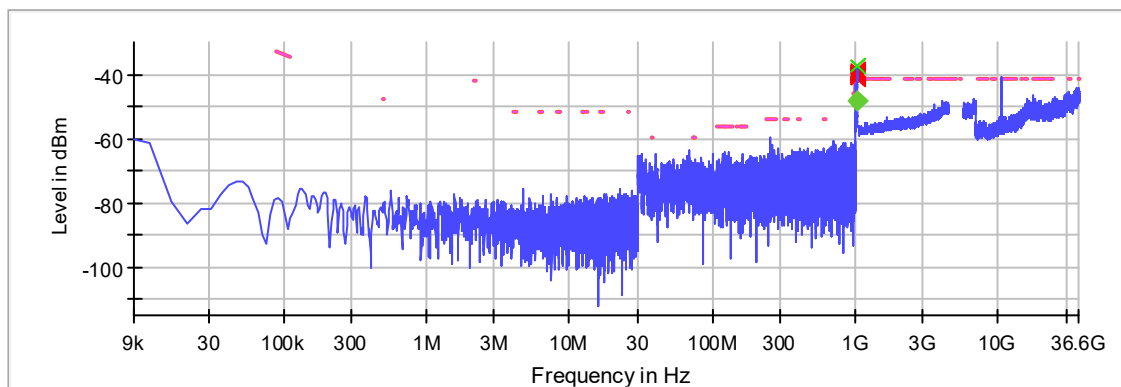
Frequency (MHz)	Level (dBm)	Margin (dB)	Limit (dBm)
1029.250000	-37.7	-3.5	-41.2
1033.750000	-38.6	-2.6	-41.2
1031.750000	-38.9	-2.3	-41.2
1034.250000	-39.1	-2.1	-41.2
1029.750000	-39.4	-1.8	-41.2
1030.750000	-39.5	-1.7	-41.2
1030.250000	-39.5	-1.7	-41.2
1027.250000	-39.5	-1.7	-41.2
1031.250000	-39.6	-1.6	-41.2
1034.750000	-39.6	-1.6	-41.2
1026.250000	-39.6	-1.6	-41.2
1028.750000	-39.7	-1.5	-41.2
1032.250000	-39.8	-1.4	-41.2
1035.750000	-39.9	-1.3	-41.2
1028.250000	-39.9	-1.3	-41.2

### Measurement Settings

Start Frequency (MHz)	Stop Frequency (MHz)	Pre Measurement	Final Measurement
0.009000	30.000000	2	2
30.000000	1000.000000	2	2
1000.000000	4500.000000	1	1
5700.000000	18000.000000	1	1
18000.000000	36600.000000	1	1

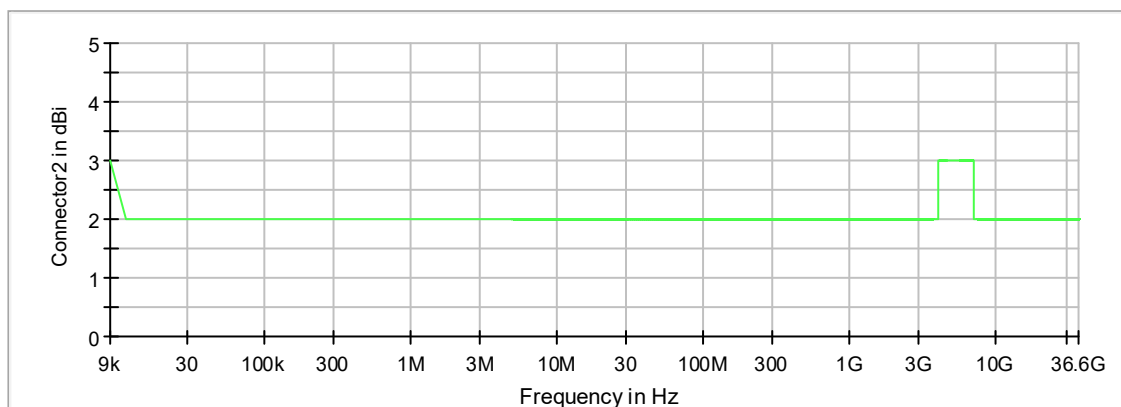
---

Restricted Band



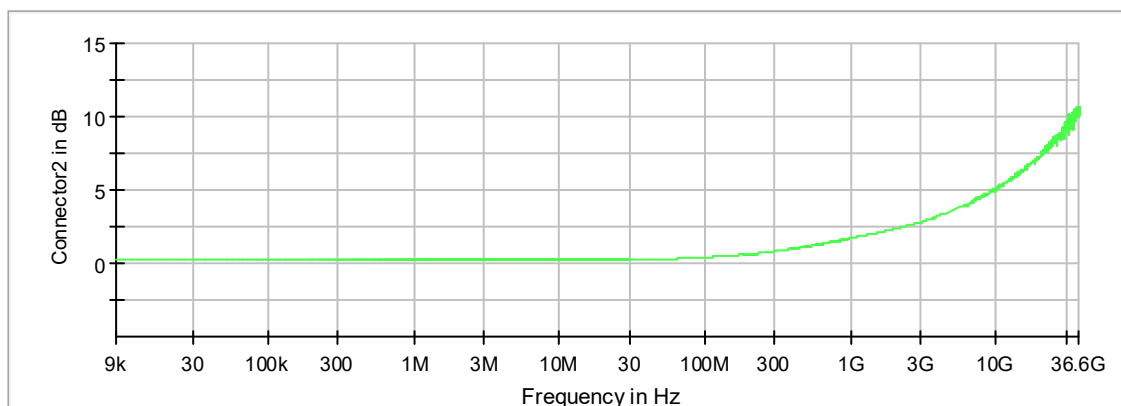
— Limit  
× Final Critical  
— Threshold Fail  
◆ Critical Pass  
— Sum Level

Gain



— Connector2

Attenuation



— Connector2

## Pre Measurement 1

Setting	Instrument Value	Target Value
RBW	1.000 MHz	<= 1.000 MHz
VBW	3.000 MHz	>= 3.000 MHz
SweepPoints	7000	~ 7000
SweepTime	20.000 s	20.000 s
Reference Level	10.000 dBm	AUTO
Attenuation	20.000 dB	20.000 dB
Detector	MaxPeak	MaxPeak
SweepCount	1	1
Filter	3 dB	3 dB
Trace Mode	Clear Write	Clear Write
SweepType	Sweep	AUTO
Preamp	off	off

## Pre Measurement 2

Setting	Instrument Value	Target Value
RBW	10.000 kHz	<= 10.000 kHz
VBW	30.000 kHz	>= 30.000 kHz
SweepPoints	5998	~ 5998
SweepTime	1.327 ms	AUTO
Reference Level	15.000 dBm	AUTO
Attenuation	25.000 dB	25.000 dB
Detector	MaxPeak	MaxPeak
SweepCount	1	1
Filter	3 dB	3 dB
Trace Mode	Clear Write	Clear Write
SweepType	FFT	AUTO
Preamp	off	off

## Final Measurement 1

Setting	Instrument Value	Target Value
Span	ZeroSpan	ZeroSpan
RBW	1.000 MHz	~ 1.000 MHz
VBW	30.000 Hz	~ 30.000 Hz
SweepPoints	101	~ 101
SweepTime	1.000 s	1.000 s
Reference Level	5.000 dBm	AUTO
Attenuation	15.000 dB	15.000 dB
Detector	MaxPeak	MaxPeak
SweepCount	1	1
Filter	3 dB	3 dB
Trace Mode	Clear Write	Clear Write
SweepType	Sweep	AUTO
Preamp	off	off



---

## Emissions in restricted frequency bands (Average)(2) (5180 MHz; \_\_\_\_\_ (20 dBm); 50 MHz)

Customized settings.

Test according to FCC title 47 part 15 §15.407(b), KDB 789033 D02 General U-NII Test Procedures New Rules v02r01 II.G.1 and ANSI C63.10-2013

### Result

DUT Frequency (MHz)	Result
5180.000000	PASS

### Final measurements

Frequency (MHz)	Level Pre Measurement (dBm)	level (dBm)	Limit (dBm)	Margin (dB)	Result
---	---	---	---	---	---

### Pre Measurements

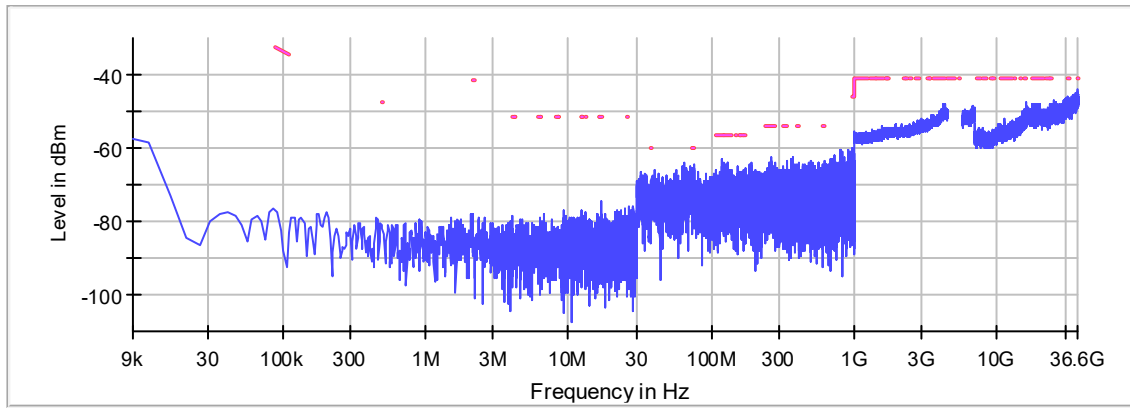
Frequency (MHz)	Level (dBm)	Margin (dB)	Limit (dBm)
36453.238961	-44.3	3.1	-41.2
36433.477079	-44.9	3.7	-41.2
36485.206712	-45.0	3.8	-41.2
36443.358020	-45.1	3.9	-41.2
36492.181494	-45.2	4.0	-41.2
36495.668885	-45.2	4.0	-41.2
36462.538671	-45.3	4.1	-41.2
36488.112871	-45.4	4.2	-41.2
36470.675916	-45.4	4.2	-41.2
36449.170338	-45.4	4.2	-41.2
36498.575045	-45.4	4.2	-41.2
36488.694103	-45.4	4.2	-41.2
36439.289397	-45.5	4.3	-41.2
36491.600262	-45.5	4.3	-41.2
36483.463017	-45.6	4.4	-41.2

### Measurement Settings

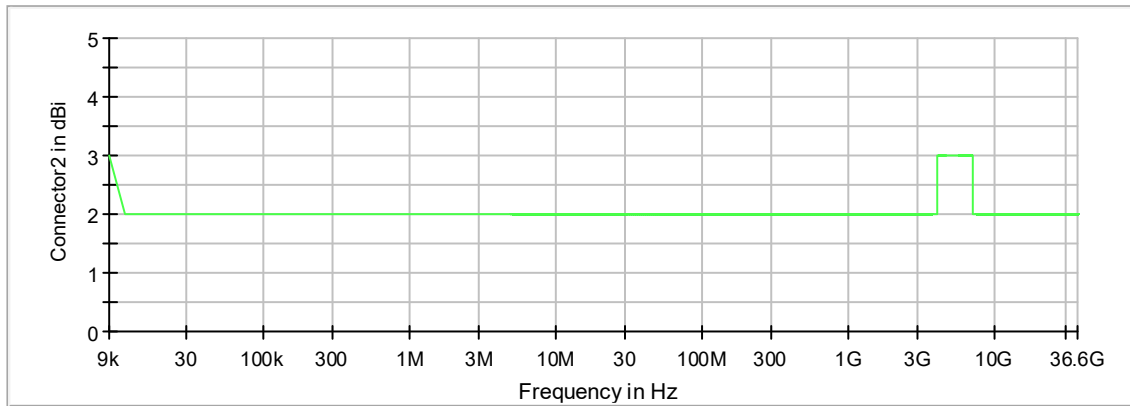
Start Frequency (MHz)	Stop Frequency (MHz)	Pre Measurement	Final Measurement
0.009000	30.000000	2	2
30.000000	1000.000000	2	2
1000.000000	4500.000000	1	1
5700.000000	18000.000000	1	1
18000.000000	36600.000000	1	1

---

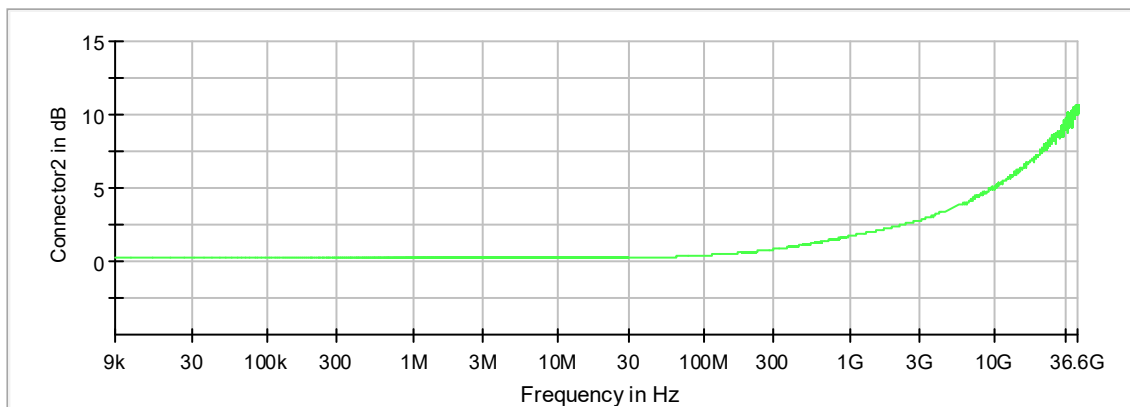
Restricted Band



Gain



Attenuation



## Pre Measurement 1

Setting	Instrument Value	Target Value
RBW	1.000 MHz	<= 1.000 MHz
VBW	3.000 MHz	>= 3.000 MHz
SweepPoints	7000	~ 7000
SweepTime	20.000 s	20.000 s
Reference Level	10.000 dBm	AUTO
Attenuation	20.000 dB	20.000 dB
Detector	MaxPeak	MaxPeak
SweepCount	1	1
Filter	3 dB	3 dB
Trace Mode	Clear Write	Clear Write
SweepType	Sweep	AUTO
Preamp	off	off

## Pre Measurement 2

Setting	Instrument Value	Target Value
RBW	10.000 kHz	<= 10.000 kHz
VBW	30.000 kHz	>= 30.000 kHz
SweepPoints	5998	~ 5998
SweepTime	1.327 ms	AUTO
Reference Level	15.000 dBm	AUTO
Attenuation	25.000 dB	25.000 dB
Detector	MaxPeak	MaxPeak
SweepCount	1	1
Filter	3 dB	3 dB
Trace Mode	Clear Write	Clear Write
SweepType	FFT	AUTO
Preamp	off	off

---

## Emissions in restricted frequency bands (Average)(2) (5200 MHz; \_\_\_\_\_ (20 dBm); 50 MHz)

Customized settings.

Test according to FCC title 47 part 15 §15.407(b), KDB 789033 D02 General U-NII Test Procedures New Rules v02r01 II.G.1 and ANSI C63.10-2013

### Result

DUT Frequency (MHz)	Result
5200.000000	PASS

### Final measurements

Frequency (MHz)	Level Pre Measurement (dBm)	level (dBm)	Limit (dBm)	Margin (dB)	Result
---	---	---	---	---	---

### Pre Measurements

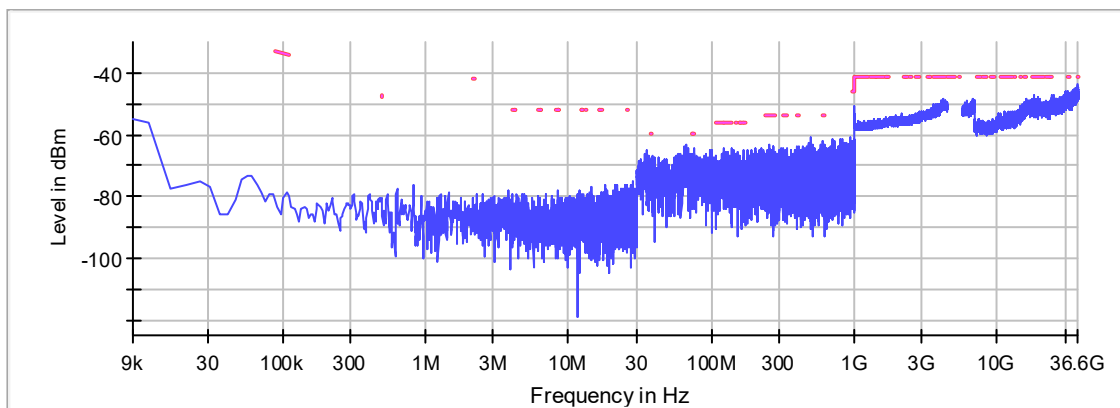
Frequency (MHz)	Level (dBm)	Margin (dB)	Limit (dBm)
36439.870629	-44.5	3.3	-41.2
36460.213743	-44.7	3.5	-41.2
36461.376207	-44.8	3.6	-41.2
36450.914034	-44.9	3.7	-41.2
36432.314615	-45.0	3.8	-41.2
36464.863598	-45.0	3.8	-41.2
36459.632511	-45.1	3.9	-41.2
36493.925190	-45.2	4.0	-41.2
36453.238961	-45.2	4.0	-41.2
36461.957439	-45.3	4.1	-41.2
36476.488235	-45.3	4.1	-41.2
36442.776788	-45.3	4.1	-41.2
36445.101716	-45.3	4.1	-41.2
36453.820193	-45.3	4.1	-41.2
36442.195556	-45.4	4.2	-41.2

### Measurement Settings

Start Frequency (MHz)	Stop Frequency (MHz)	Pre Measurement	Final Measurement
0.009000	30.000000	2	2
30.000000	1000.000000	2	2
1000.000000	4500.000000	1	1
5700.000000	18000.000000	1	1
18000.000000	36600.000000	1	1

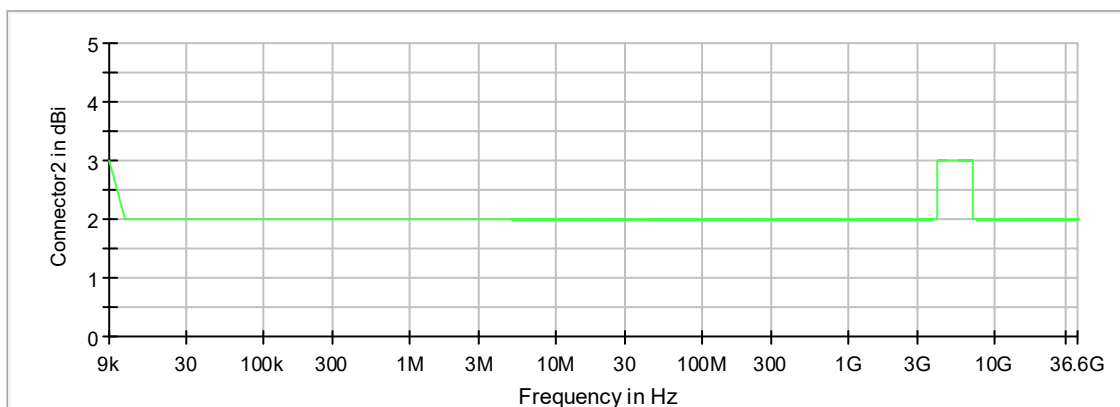
---

Restricted Band



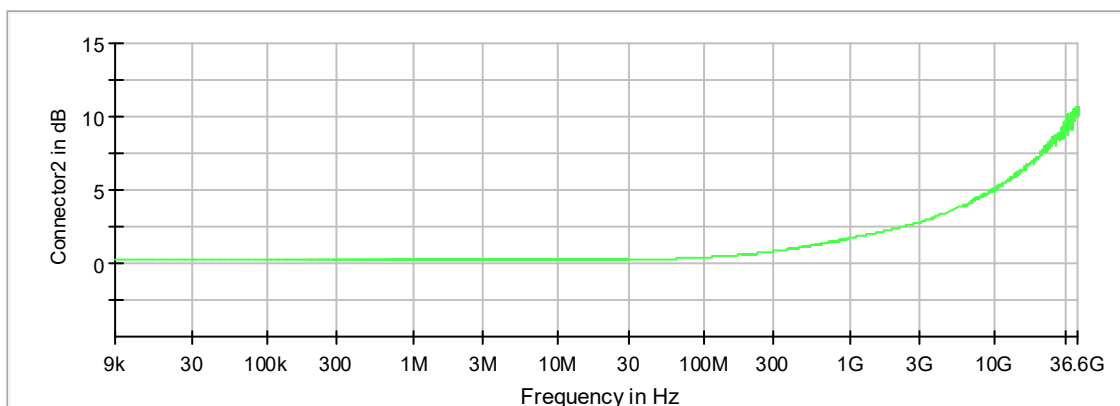
— Limit    — Threshold    × Critical    — Sum Level    × Final Critical

Gain



— Connector2

Attenuation



— Connector2

## Pre Measurement 1

Setting	Instrument Value	Target Value
RBW	1.000 MHz	<= 1.000 MHz
VBW	3.000 MHz	>= 3.000 MHz
SweepPoints	7000	~ 7000
SweepTime	20.000 s	20.000 s
Reference Level	10.000 dBm	AUTO
Attenuation	20.000 dB	20.000 dB
Detector	MaxPeak	MaxPeak
SweepCount	1	1
Filter	3 dB	3 dB
Trace Mode	Clear Write	Clear Write
SweepType	Sweep	AUTO
Preamp	off	off

## Pre Measurement 2

Setting	Instrument Value	Target Value
RBW	10.000 kHz	<= 10.000 kHz
VBW	30.000 kHz	>= 30.000 kHz
SweepPoints	5998	~ 5998
SweepTime	1.327 ms	AUTO
Reference Level	15.000 dBm	AUTO
Attenuation	25.000 dB	25.000 dB
Detector	MaxPeak	MaxPeak
SweepCount	1	1
Filter	3 dB	3 dB
Trace Mode	Clear Write	Clear Write
SweepType	FFT	AUTO
Preamp	off	off

---

## Emissions in restricted frequency bands (Average)(2) (5225 MHz; \_\_\_\_\_ (20 dBm); 50 MHz)

Customized settings.

Test according to FCC title 47 part 15 §15.407(b), KDB 789033 D02 General U-NII Test Procedures New Rules v02r01 II.G.1 and ANSI C63.10-2013

### Result

DUT Frequency (MHz)	Result
5225.000000	PASS

### Final measurements

Frequency (MHz)	Level Pre Measurement (dBm)	level (dBm)	Limit (dBm)	Margin (dB)	Result
---	---	---	---	---	---

### Pre Measurements

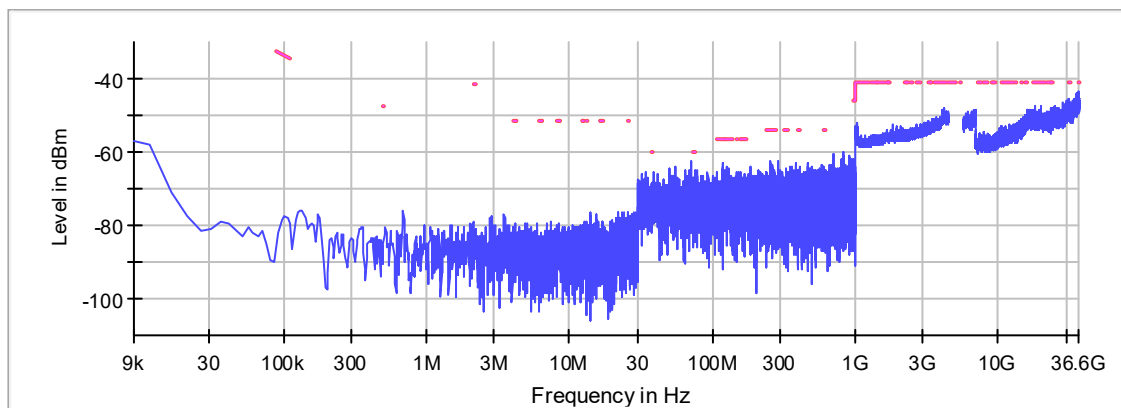
Frequency (MHz)	Level (dBm)	Margin (dB)	Limit (dBm)
36475.907003	-45.1	3.9	-41.2
36496.250117	-45.2	4.0	-41.2
36460.213743	-45.2	4.0	-41.2
36484.044249	-45.2	4.0	-41.2
36474.744539	-45.2	4.0	-41.2
36430.570920	-45.2	4.0	-41.2
36466.607294	-45.3	4.1	-41.2
36492.762726	-45.3	4.1	-41.2
36453.820193	-45.4	4.2	-41.2
36452.076498	-45.4	4.2	-41.2
36470.094685	-45.4	4.2	-41.2
36466.026062	-45.4	4.2	-41.2
36436.964470	-45.4	4.2	-41.2
36449.170338	-45.5	4.3	-41.2
36434.058311	-45.5	4.3	-41.2

### Measurement Settings

Start Frequency (MHz)	Stop Frequency (MHz)	Pre Measurement	Final Measurement
0.009000	30.000000	2	2
30.000000	1000.000000	2	2
1000.000000	4500.000000	1	1
5700.000000	18000.000000	1	1
18000.000000	36600.000000	1	1

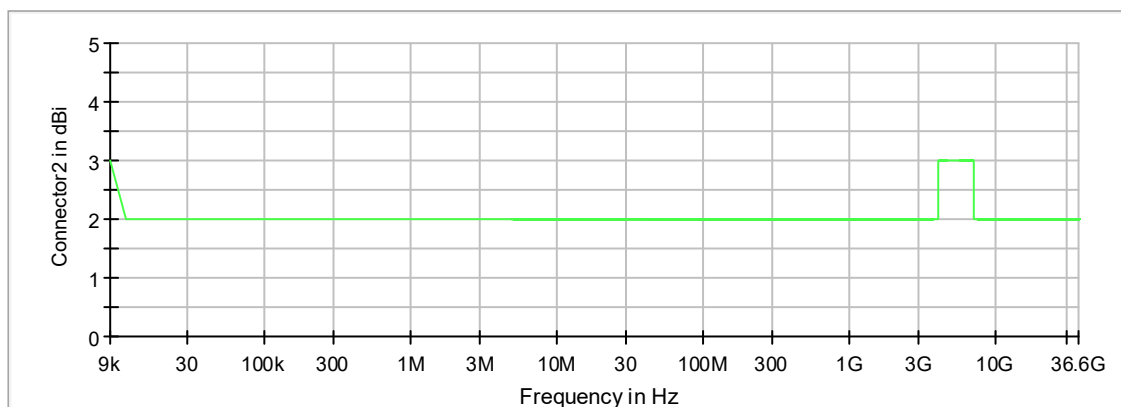
---

Restricted Band



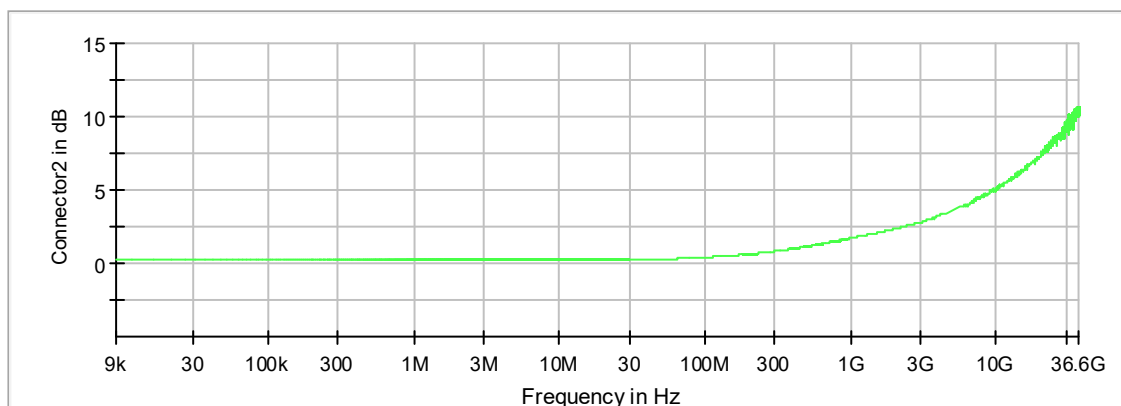
— Limit    — Threshold    × Critical    — Sum Level    × Final Critical

Gain



— Connector2

Attenuation



— Connector2

## Pre Measurement 1



Setting	Instrument Value	Target Value
RBW	1.000 MHz	<= 1.000 MHz
VBW	3.000 MHz	>= 3.000 MHz
SweepPoints	7000	~ 7000
SweepTime	20.000 s	20.000 s
Reference Level	10.000 dBm	AUTO
Attenuation	20.000 dB	20.000 dB
Detector	MaxPeak	MaxPeak
SweepCount	1	1
Filter	3 dB	3 dB
Trace Mode	Clear Write	Clear Write
SweepType	Sweep	AUTO
Preamp	off	off

## Pre Measurement 2

Setting	Instrument Value	Target Value
RBW	10.000 kHz	<= 10.000 kHz
VBW	30.000 kHz	>= 30.000 kHz
SweepPoints	5998	~ 5998
SweepTime	1.327 ms	AUTO
Reference Level	15.000 dBm	AUTO
Attenuation	25.000 dB	25.000 dB
Detector	MaxPeak	MaxPeak
SweepCount	1	1
Filter	3 dB	3 dB
Trace Mode	Clear Write	Clear Write
SweepType	FFT	AUTO
Preamp	off	off

---

## Tx Spurious Emission (5200 MHz; \_\_\_\_\_ (20 dBm); 10 MHz)

Customized settings.

Test according to FCC title 47 part 15 §15.407(b), KDB 789033 D02 General U-NII Test Procedures New Rules v02r01 II.G.4&5 and ANSI C63.10-2013

### Result

DUT Frequency (MHz)	Result
5200.000000	PASS

### Final measurements

Frequency (MHz)	Level Pre Measurement (dBm)	level (dBm)	Limit (dBm)	Margin (dB)	Result
1000.000000	-45.6	-58.3	-45.9	12.4	PASS

### Pre Measurements

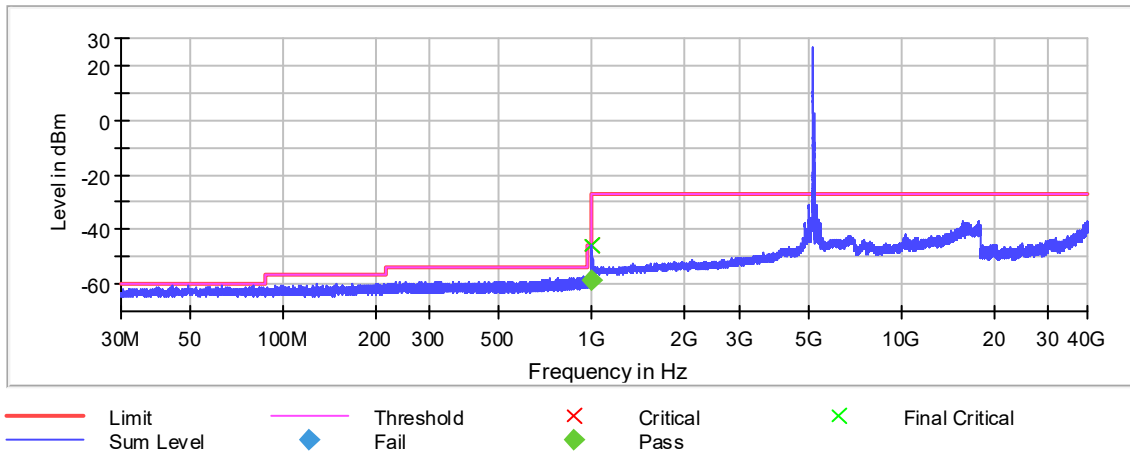
Frequency (MHz)	Level (dBm)	Margin (dB)	Limit (dBm)
1000.000000	-45.6	-0.3	-45.9
63.275000	-60.4	0.5	-59.9
49.525000	-60.5	0.6	-59.9
79.975000	-60.5	0.6	-59.9
44.175000	-60.8	0.9	-59.9
84.575000	-60.9	1.0	-59.9
77.975000	-61.0	1.1	-59.9
78.575000	-61.0	1.1	-59.9
79.325000	-61.1	1.2	-59.9
44.075000	-61.1	1.2	-59.9
78.975000	-61.1	1.2	-59.9
56.575000	-61.2	1.3	-59.9
39.575000	-61.2	1.3	-59.9
75.325000	-61.2	1.3	-59.9
38.925000	-61.2	1.3	-59.9

### Measurement Settings

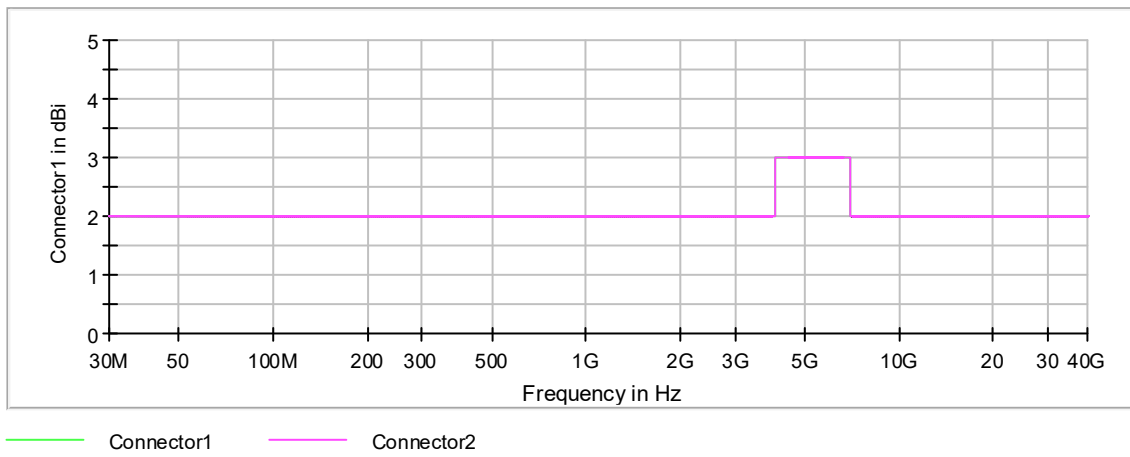
Start Frequency (MHz)	Stop Frequency (MHz)	Pre Measurement	Final Measurement
30.000000	1000.000000	1	1
1000.000000	18000.000000	2	2
18000.000000	40000.000000	2	2

---

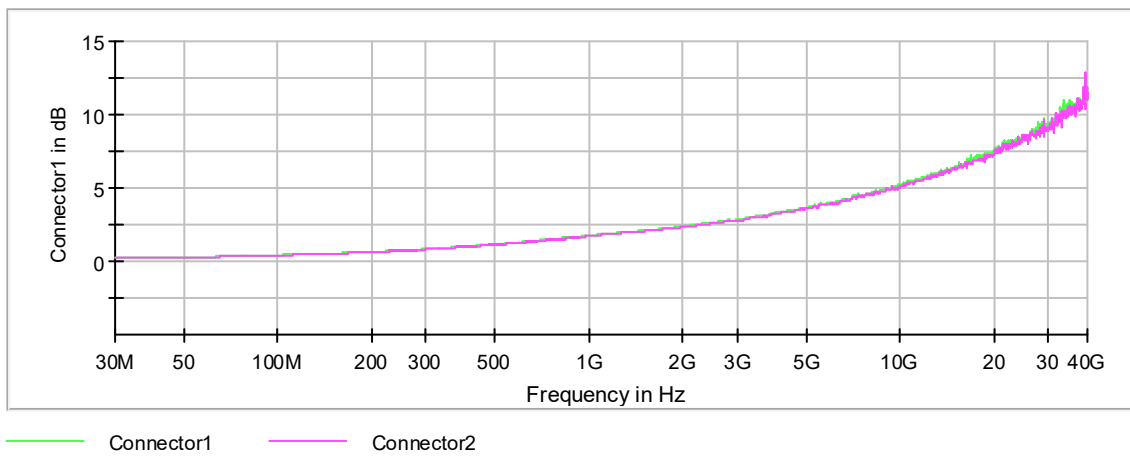
### Spurious



### Gain



### Attenuation



## Pre Measurement 1

Setting	Instrument Value	Target Value
RBW	100.000 kHz	<= 120.000 kHz
VBW	300.000 kHz	>= 300.000 kHz
SweepPoints	19400	~ 19400
SweepTime	19.400 s	AUTO
Reference Level	15.000 dBm	AUTO
Attenuation	25.000 dB	25.000 dB
Detector	MaxPeak	MaxPeak
SweepCount	1	1
Filter	Channel	Channel
Trace Mode	Clear Write	Clear Write
SweepType	Sweep	AUTO
Preamp	off	off

## Pre Measurement 2

Setting	Instrument Value	Target Value
RBW	1.000 MHz	<= 1.000 MHz
VBW	3.000 MHz	>= 3.000 MHz
SweepPoints	32001	~ 34000
SweepTime	20.000 s	20.000 s
Reference Level	10.000 dBm	AUTO
Attenuation	20.000 dB	20.000 dB
Detector	MaxPeak	MaxPeak
SweepCount	1	1
Filter	3 dB	3 dB
Trace Mode	Clear Write	Clear Write
SweepType	Sweep	AUTO
Preamp	off	off

## Final Measurement 1

Setting	Instrument Value	Target Value
Span	ZeroSpan	ZeroSpan
RBW	100.000 kHz	~ 120.000 kHz
VBW	300.000 kHz	~ 300.000 kHz
SweepPoints	101	~ 101
SweepTime	1.000 s	1.000 s
Reference Level	15.000 dBm	AUTO
Attenuation	25.000 dB	25.000 dB
Detector	QuasiPeak	QuasiPeak
SweepCount	1	1
Filter	3 dB	3 dB
Trace Mode	Clear Write	Clear Write
SweepType	Sweep	AUTO
Preamp	off	off

---

## Tx Spurious Emission (5245 MHz; \_\_\_\_\_ (20 dBm); 10 MHz)

Customized settings.

Test according to FCC title 47 part 15 §15.407(b), KDB 789033 D02 General U-NII Test Procedures New Rules v02r01 II.G.4&5 and ANSI C63.10-2013

### Result

DUT Frequency (MHz)	Result
5245.000000	PASS

### Final measurements

Frequency (MHz)	Level Pre Measurement (dBm)	level (dBm)	Limit (dBm)	Margin (dB)	Result
---	---	---	---	---	---

### Pre Measurements

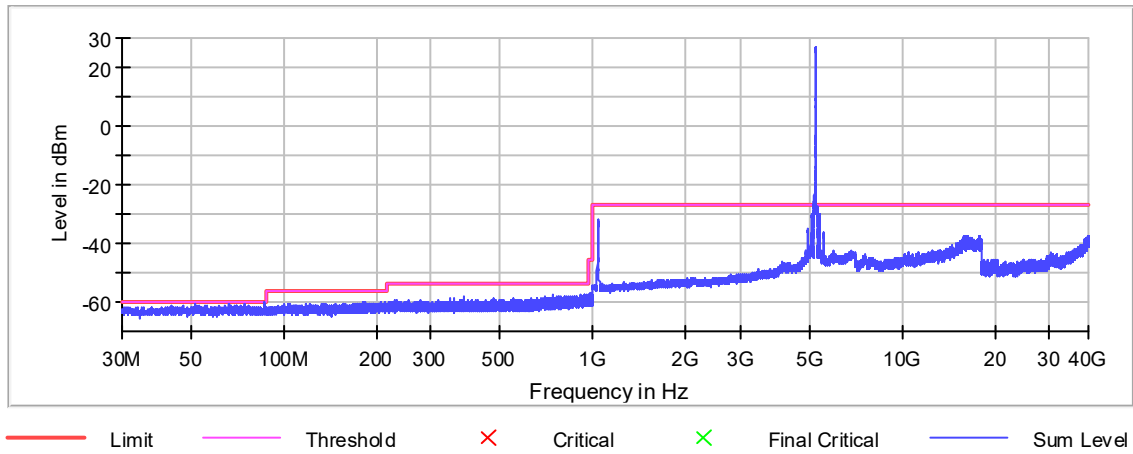
Frequency (MHz)	Level (dBm)	Margin (dB)	Limit (dBm)
86.425000	-60.3	0.4	-59.9
74.375000	-60.5	0.6	-59.9
86.875000	-60.8	0.9	-59.9
51.475000	-60.9	1.0	-59.9
66.525000	-60.9	1.0	-59.9
75.025000	-61.1	1.2	-59.9
56.625000	-61.2	1.3	-59.9
47.375000	-61.2	1.3	-59.9
53.175000	-61.2	1.3	-59.9
72.175000	-61.2	1.3	-59.9
70.425000	-61.3	1.4	-59.9
67.225000	-61.3	1.4	-59.9
69.625000	-61.3	1.4	-59.9
62.125000	-61.4	1.5	-59.9
70.125000	-61.4	1.5	-59.9

### Measurement Settings

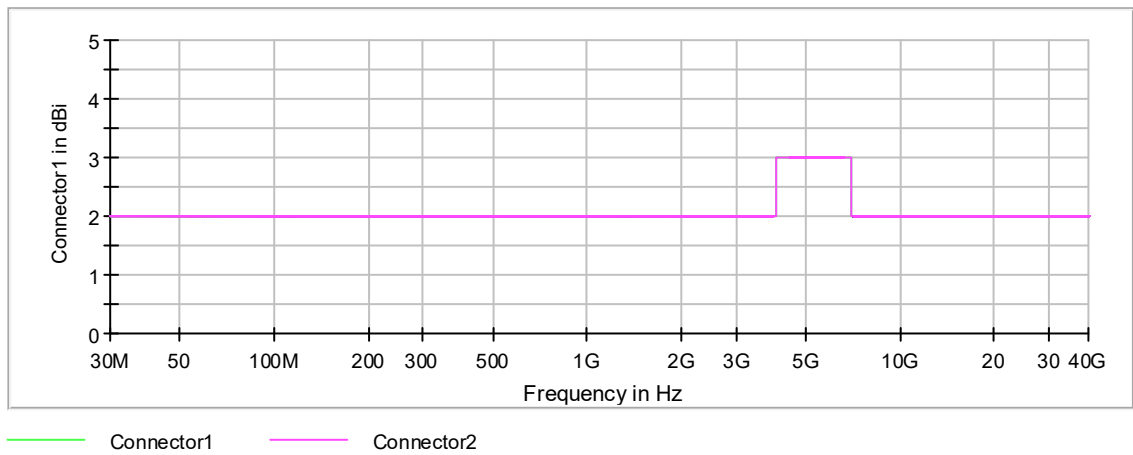
Start Frequency (MHz)	Stop Frequency (MHz)	Pre Measurement	Final Measurement
30.000000	1000.000000	1	1
1000.000000	18000.000000	2	2
18000.000000	40000.000000	2	2

---

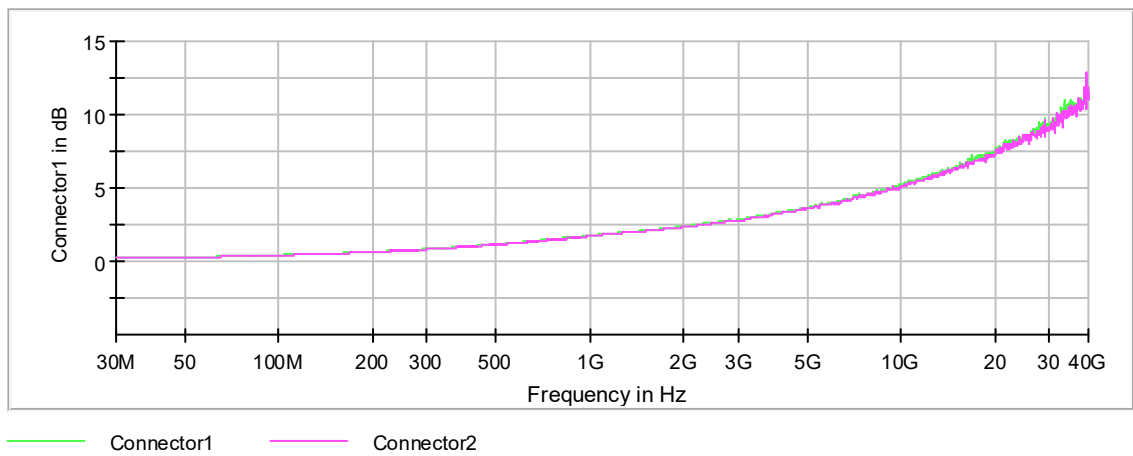
Spurious



Gain



Attenuation



## Pre Measurement 1

Setting	Instrument Value	Target Value
RBW	100.000 kHz	<= 120.000 kHz
VBW	300.000 kHz	>= 300.000 kHz
SweepPoints	19400	~ 19400
SweepTime	19.400 s	AUTO
Reference Level	15.000 dBm	AUTO
Attenuation	25.000 dB	25.000 dB
Detector	MaxPeak	MaxPeak
SweepCount	1	1
Filter	Channel	Channel
Trace Mode	Clear Write	Clear Write
SweepType	Sweep	AUTO
Preamp	off	off

## Pre Measurement 2

Setting	Instrument Value	Target Value
RBW	1.000 MHz	<= 1.000 MHz
VBW	3.000 MHz	>= 3.000 MHz
SweepPoints	32001	~ 34000
SweepTime	20.000 s	20.000 s
Reference Level	10.000 dBm	AUTO
Attenuation	20.000 dB	20.000 dB
Detector	MaxPeak	MaxPeak
SweepCount	1	1
Filter	3 dB	3 dB
Trace Mode	Clear Write	Clear Write
SweepType	Sweep	AUTO
Preamp	off	off

---

## Tx Spurious Emission (5165 MHz; \_\_\_\_\_ (20 dBm); 20 MHz)

Customized settings.

Test according to FCC title 47 part 15 §15.407(b), KDB 789033 D02 General U-NII Test Procedures New Rules v02r01 II.G.4&5 and ANSI C63.10-2013

### Result

DUT Frequency (MHz)	Result
5165.000000	PASS

### Final measurements

Frequency (MHz)	Level Pre Measurement (dBm)	level (dBm)	Limit (dBm)	Margin (dB)	Result
5148.667229	-21.9	-44.6	-27.0	17.6	PASS

### Pre Measurements

Frequency (MHz)	Level (dBm)	Margin (dB)	Limit (dBm)
5148.667229	-21.9	-5.1	-27.0
5147.604762	-22.1	-4.9	-27.0
5149.198463	-22.2	-4.8	-27.0
5147.073529	-22.9	-4.1	-27.0
5145.479829	-24.0	-3.0	-27.0
5146.011062	-24.4	-2.6	-27.0
5148.135996	-25.1	-1.9	-27.0
5149.729696	-25.5	-1.5	-27.0
5146.542296	-25.5	-1.5	-27.0
5143.886129	-25.6	-1.4	-27.0
5144.417362	-25.9	-1.1	-27.0
5142.823662	-26.2	-0.8	-27.0
5144.948595	-26.5	-0.5	-27.0
54.475000	-60.8	0.9	-59.9
5143.354895	-27.9	0.9	-27.0

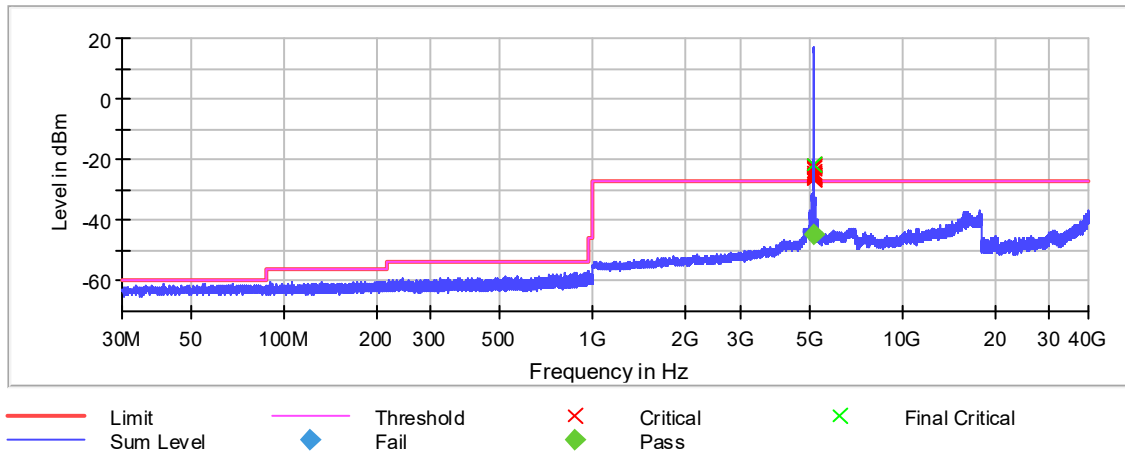
### Measurement Settings

Start Frequency (MHz)	Stop Frequency (MHz)	Pre Measurement	Final Measurement
30.000000	1000.000000	1	1
1000.000000	18000.000000	2	2
18000.000000	40000.000000	2	2

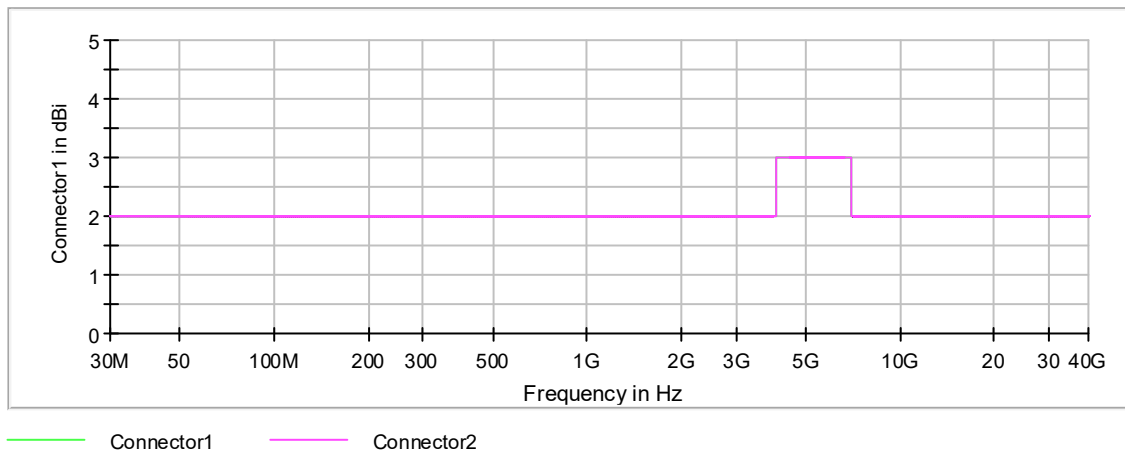
---



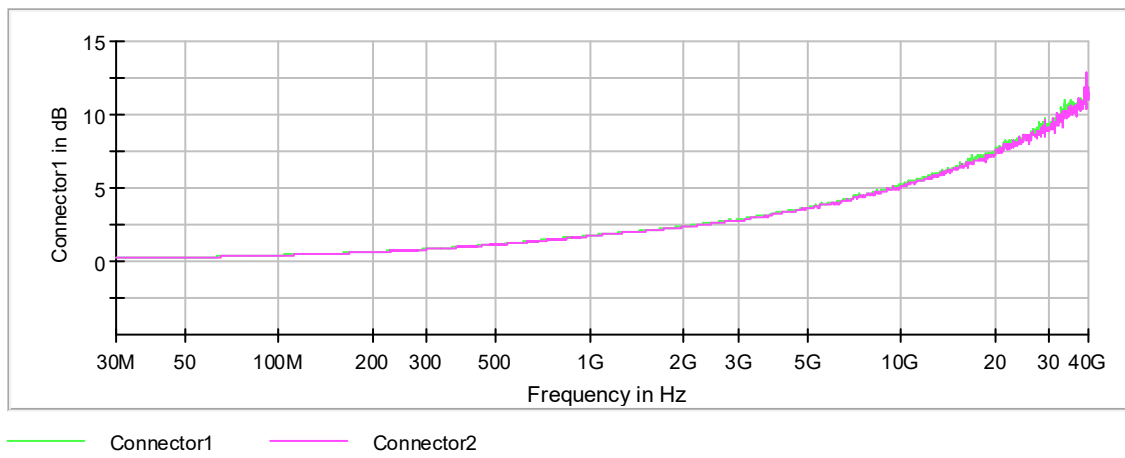
Spurious



Gain



Attenuation



## Pre Measurement 1

Setting	Instrument Value	Target Value
RBW	100.000 kHz	<= 120.000 kHz
VBW	300.000 kHz	>= 300.000 kHz
SweepPoints	19400	~ 19400
SweepTime	19.400 s	AUTO
Reference Level	15.000 dBm	AUTO
Attenuation	25.000 dB	25.000 dB
Detector	MaxPeak	MaxPeak
SweepCount	1	1
Filter	Channel	Channel
Trace Mode	Clear Write	Clear Write
SweepType	Sweep	AUTO
Preamp	off	off

## Pre Measurement 2

Setting	Instrument Value	Target Value
RBW	1.000 MHz	<= 1.000 MHz
VBW	3.000 MHz	>= 3.000 MHz
SweepPoints	32001	~ 34000
SweepTime	20.000 s	20.000 s
Reference Level	10.000 dBm	AUTO
Attenuation	20.000 dB	20.000 dB
Detector	MaxPeak	MaxPeak
SweepCount	1	1
Filter	3 dB	3 dB
Trace Mode	Clear Write	Clear Write
SweepType	Sweep	AUTO
Preamp	off	off

## Final Measurement 2

Setting	Instrument Value	Target Value
Span	ZeroSpan	ZeroSpan
RBW	1.000 MHz	~ 1.000 MHz
VBW	30.000 Hz	~ 30.000 Hz
SweepPoints	101	~ 101
SweepTime	1.000 s	1.000 s
Reference Level	5.000 dBm	AUTO
Attenuation	15.000 dB	15.000 dB
Detector	MaxPeak	MaxPeak
SweepCount	1	1
Filter	3 dB	3 dB
Trace Mode	Clear Write	Clear Write
SweepType	Sweep	AUTO
Preamp	off	off

---

## Tx Spurious Emission (5200 MHz; \_\_\_\_\_ (20 dBm); 20 MHz)

Customized settings.

Test according to FCC title 47 part 15 §15.407(b), KDB 789033 D02 General U-NII Test Procedures New Rules v02r01 II.G.4&5 and ANSI C63.10-2013

### Result

DUT Frequency (MHz)	Result
5200.000000	PASS

### Final measurements

Frequency (MHz)	Level Pre Measurement (dBm)	level (dBm)	Limit (dBm)	Margin (dB)	Result
1000.000000	-44.6	-57.8	-45.9	11.9	PASS

### Pre Measurements

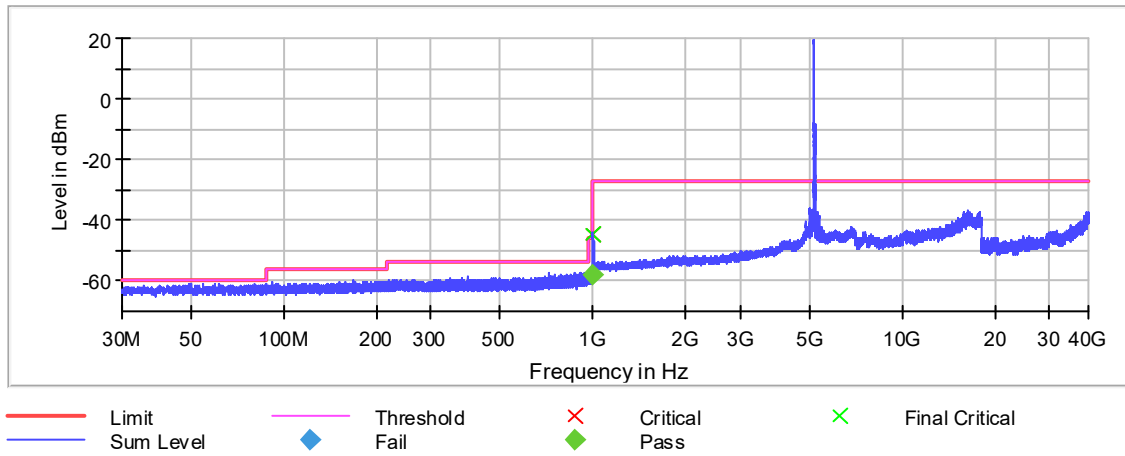
Frequency (MHz)	Level (dBm)	Margin (dB)	Limit (dBm)
1000.000000	-44.6	-1.3	-45.9
49.475000	-60.7	0.8	-59.9
54.925000	-60.8	0.9	-59.9
60.275000	-60.9	1.0	-59.9
50.525000	-61.0	1.1	-59.9
87.775000	-61.1	1.2	-59.9
61.325000	-61.1	1.2	-59.9
80.975000	-61.2	1.3	-59.9
48.425000	-61.3	1.4	-59.9
63.325000	-61.3	1.4	-59.9
35.375000	-61.3	1.4	-59.9
46.025000	-61.4	1.5	-59.9
85.225000	-61.4	1.5	-59.9
67.225000	-61.4	1.5	-59.9
44.125000	-61.4	1.5	-59.9

### Measurement Settings

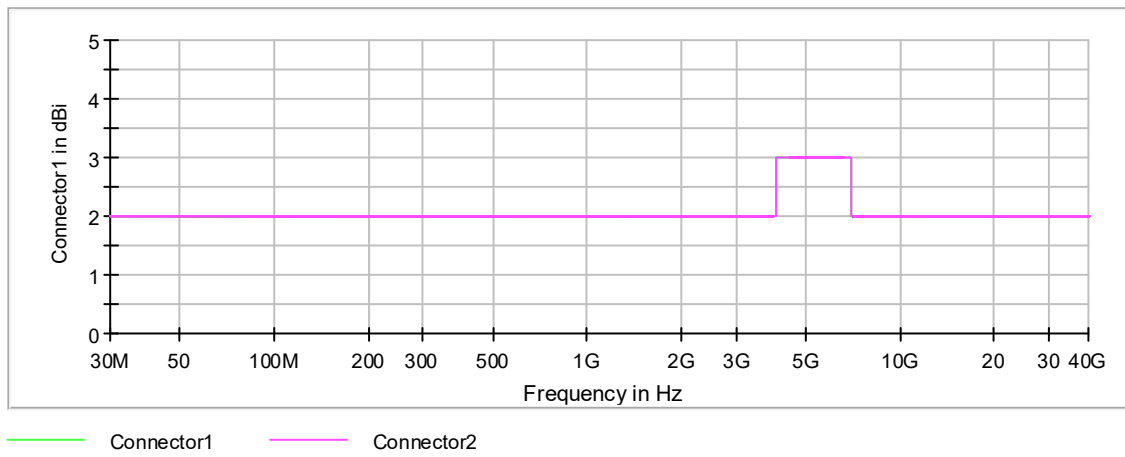
Start Frequency (MHz)	Stop Frequency (MHz)	Pre Measurement	Final Measurement
30.000000	1000.000000	1	1
1000.000000	18000.000000	2	2
18000.000000	40000.000000	2	2

---

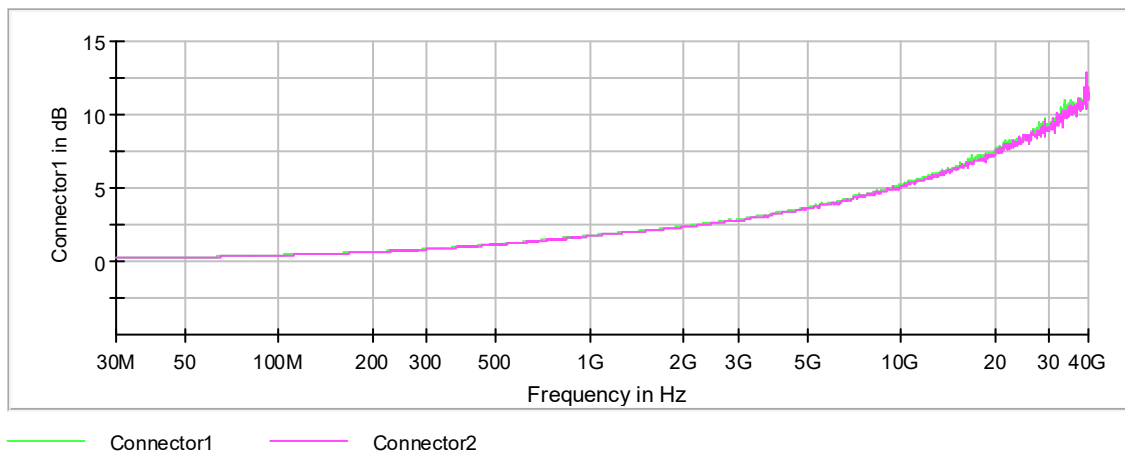
Spurious



Gain



Attenuation



## Pre Measurement 1

Setting	Instrument Value	Target Value
RBW	100.000 kHz	<= 120.000 kHz
VBW	300.000 kHz	>= 300.000 kHz
SweepPoints	19400	~ 19400
SweepTime	19.400 s	AUTO
Reference Level	15.000 dBm	AUTO
Attenuation	25.000 dB	25.000 dB
Detector	MaxPeak	MaxPeak
SweepCount	1	1
Filter	Channel	Channel
Trace Mode	Clear Write	Clear Write
SweepType	Sweep	AUTO
Preamp	off	off

## Pre Measurement 2

Setting	Instrument Value	Target Value
RBW	1.000 MHz	<= 1.000 MHz
VBW	3.000 MHz	>= 3.000 MHz
SweepPoints	32001	~ 34000
SweepTime	20.000 s	20.000 s
Reference Level	10.000 dBm	AUTO
Attenuation	20.000 dB	20.000 dB
Detector	MaxPeak	MaxPeak
SweepCount	1	1
Filter	3 dB	3 dB
Trace Mode	Clear Write	Clear Write
SweepType	Sweep	AUTO
Preamp	off	off

## Final Measurement 1

Setting	Instrument Value	Target Value
Span	ZeroSpan	ZeroSpan
RBW	100.000 kHz	~ 120.000 kHz
VBW	300.000 kHz	~ 300.000 kHz
SweepPoints	101	~ 101
SweepTime	1.000 s	1.000 s
Reference Level	15.000 dBm	AUTO
Attenuation	25.000 dB	25.000 dB
Detector	QuasiPeak	QuasiPeak
SweepCount	1	1
Filter	3 dB	3 dB
Trace Mode	Clear Write	Clear Write
SweepType	Sweep	AUTO
Preamp	off	off

---

## Tx Spurious Emission (5240 MHz; \_\_\_\_\_ (20 dBm); 20 MHz)

Customized settings.

Test according to FCC title 47 part 15 §15.407(b), KDB 789033 D02 General U-NII Test Procedures New Rules v02r01 II.G.4&5 and ANSI C63.10-2013

### Result

DUT Frequency (MHz)	Result
5240.000000	PASS

### Final measurements

Frequency (MHz)	Level Pre Measurement (dBm)	level (dBm)	Limit (dBm)	Margin (dB)	Result
---	---	---	---	---	---

### Pre Measurements

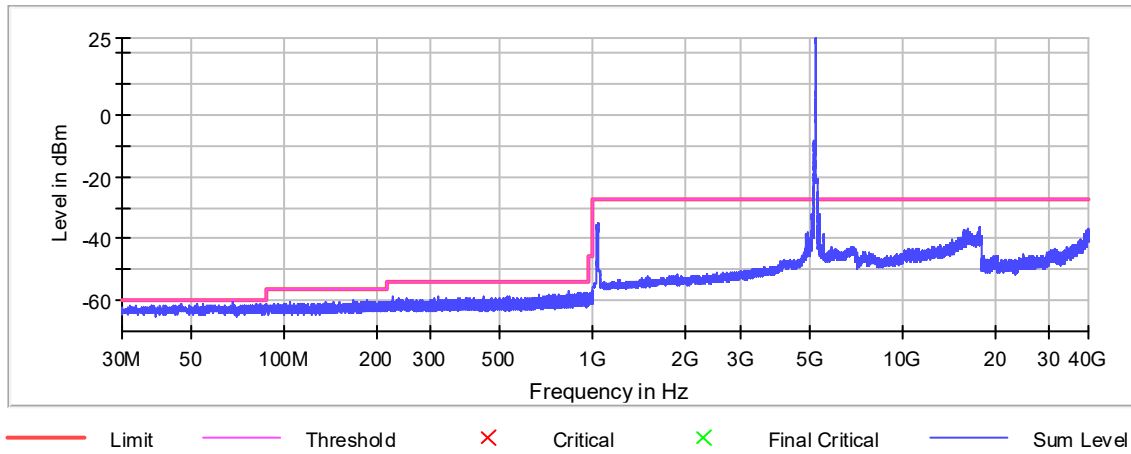
Frequency (MHz)	Level (dBm)	Margin (dB)	Limit (dBm)
68.325000	-60.7	0.8	-59.9
52.325000	-60.9	1.0	-59.9
54.925000	-61.3	1.4	-59.9
81.675000	-61.3	1.4	-59.9
84.375000	-61.4	1.5	-59.9
46.425000	-61.4	1.5	-59.9
40.675000	-61.4	1.5	-59.9
46.325000	-61.5	1.6	-59.9
57.325000	-61.5	1.6	-59.9
46.275000	-61.5	1.6	-59.9
64.325000	-61.5	1.6	-59.9
67.375000	-61.5	1.6	-59.9
78.725000	-61.5	1.6	-59.9
38.225000	-61.6	1.7	-59.9
72.325000	-61.6	1.7	-59.9

### Measurement Settings

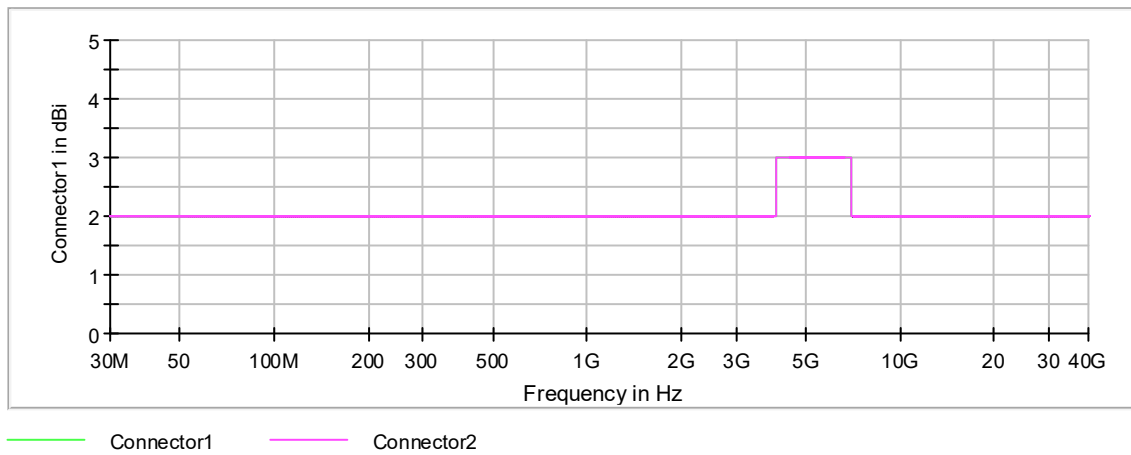
Start Frequency (MHz)	Stop Frequency (MHz)	Pre Measurement	Final Measurement
30.000000	1000.000000	1	1
1000.000000	18000.000000	2	2
18000.000000	40000.000000	2	2

---

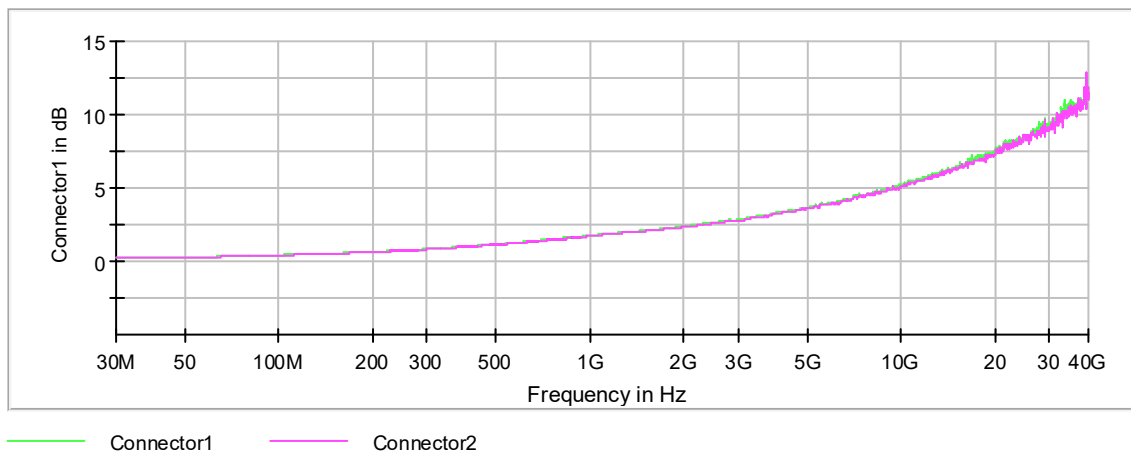
Spurious



Gain



Attenuation



## Pre Measurement 1

Setting	Instrument Value	Target Value
RBW	100.000 kHz	<= 120.000 kHz
VBW	300.000 kHz	>= 300.000 kHz
SweepPoints	19400	~ 19400
SweepTime	19.400 s	AUTO
Reference Level	15.000 dBm	AUTO
Attenuation	25.000 dB	25.000 dB
Detector	MaxPeak	MaxPeak
SweepCount	1	1
Filter	Channel	Channel
Trace Mode	Clear Write	Clear Write
SweepType	Sweep	AUTO
Preamp	off	off

## Pre Measurement 2

Setting	Instrument Value	Target Value
RBW	1.000 MHz	<= 1.000 MHz
VBW	3.000 MHz	>= 3.000 MHz
SweepPoints	32001	~ 34000
SweepTime	20.000 s	20.000 s
Reference Level	10.000 dBm	AUTO
Attenuation	20.000 dB	20.000 dB
Detector	MaxPeak	MaxPeak
SweepCount	1	1
Filter	3 dB	3 dB
Trace Mode	Clear Write	Clear Write
SweepType	Sweep	AUTO
Preamp	off	off



---

## Tx Spurious Emission (5175 MHz; \_\_\_\_\_ (20 dBm); 40 MHz)

Customized settings.

Test according to FCC title 47 part 15 §15.407(b), KDB 789033 D02 General U-NII Test Procedures New Rules v02r01 II.G.4&5 and ANSI C63.10-2013

### Result

DUT Frequency (MHz)	Result
5175.000000	PASS

### Final measurements

Frequency (MHz)	Level Pre Measurement (dBm)	level (dBm)	Limit (dBm)	Margin (dB)	Result
5149.729696	-24.3	-44.1	-27.0	17.1	PASS

### Pre Measurements

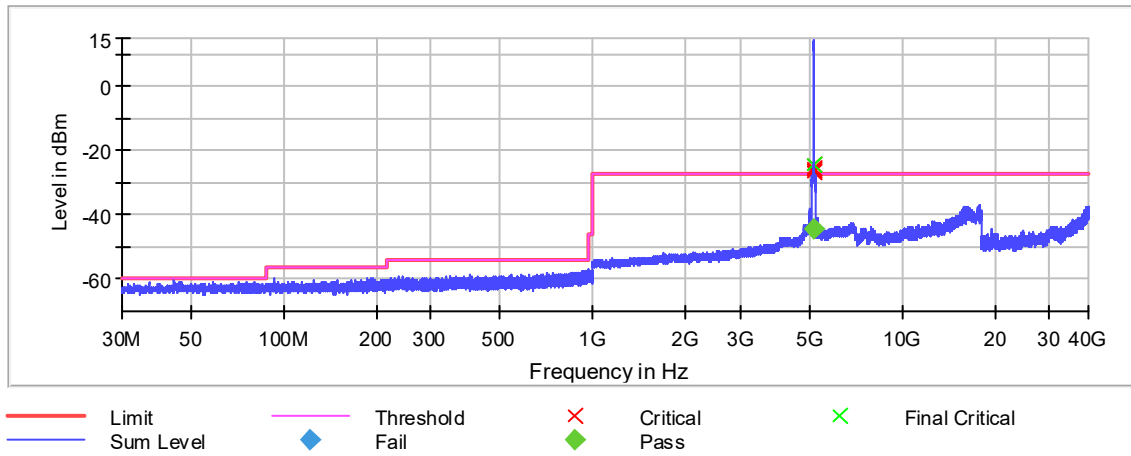
Frequency (MHz)	Level (dBm)	Margin (dB)	Limit (dBm)
5149.729696	-24.3	-2.7	-27.0
5148.135996	-25.3	-1.7	-27.0
5146.542296	-25.9	-1.1	-27.0
5141.761195	-26.7	-0.3	-27.0
44.275000	-60.0	0.1	-59.9
5147.073529	-27.4	0.4	-27.0
5138.573795	-27.4	0.4	-27.0
59.025000	-60.6	0.7	-59.9
5144.417362	-27.7	0.7	-27.0
5148.667229	-27.7	0.7	-27.0
44.225000	-60.7	0.8	-59.9
46.325000	-60.8	0.9	-59.9
46.625000	-60.8	0.9	-59.9
71.025000	-60.8	0.9	-59.9
5147.604762	-28.0	1.0	-27.0

### Measurement Settings

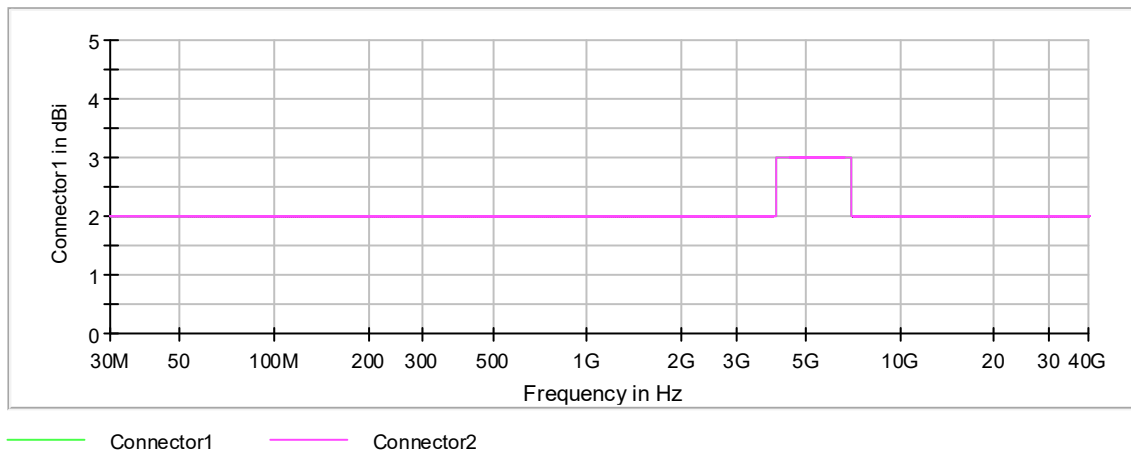
Start Frequency (MHz)	Stop Frequency (MHz)	Pre Measurement	Final Measurement
30.000000	1000.000000	1	1
1000.000000	18000.000000	2	2
18000.000000	40000.000000	2	2

---

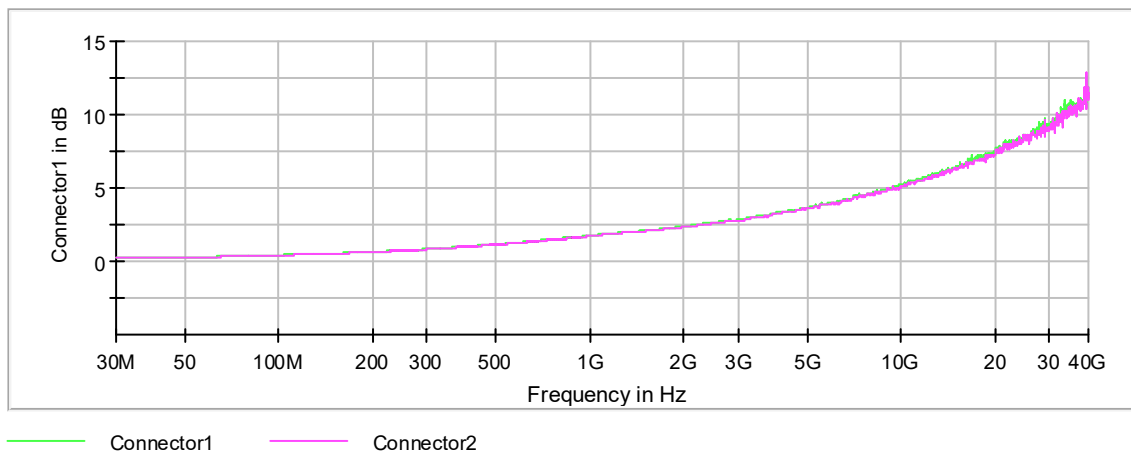
Spurious



Gain



Attenuation



## Pre Measurement 1

Setting	Instrument Value	Target Value
RBW	100.000 kHz	<= 120.000 kHz
VBW	300.000 kHz	>= 300.000 kHz
SweepPoints	19400	~ 19400
SweepTime	19.400 s	AUTO
Reference Level	15.000 dBm	AUTO
Attenuation	25.000 dB	25.000 dB
Detector	MaxPeak	MaxPeak
SweepCount	1	1
Filter	Channel	Channel
Trace Mode	Clear Write	Clear Write
SweepType	Sweep	AUTO
Preamp	off	off

## Pre Measurement 2

Setting	Instrument Value	Target Value
RBW	1.000 MHz	<= 1.000 MHz
VBW	3.000 MHz	>= 3.000 MHz
SweepPoints	32001	~ 34000
SweepTime	20.000 s	20.000 s
Reference Level	10.000 dBm	AUTO
Attenuation	20.000 dB	20.000 dB
Detector	MaxPeak	MaxPeak
SweepCount	1	1
Filter	3 dB	3 dB
Trace Mode	Clear Write	Clear Write
SweepType	Sweep	AUTO
Preamp	off	off

## Final Measurement 2

Setting	Instrument Value	Target Value
Span	ZeroSpan	ZeroSpan
RBW	1.000 MHz	~ 1.000 MHz
VBW	30.000 Hz	~ 30.000 Hz
SweepPoints	101	~ 101
SweepTime	1.000 s	1.000 s
Reference Level	5.000 dBm	AUTO
Attenuation	15.000 dB	15.000 dB
Detector	MaxPeak	MaxPeak
SweepCount	1	1
Filter	3 dB	3 dB
Trace Mode	Clear Write	Clear Write
SweepType	Sweep	AUTO
Preamp	off	off

---

## Tx Spurious Emission (5200 MHz; \_\_\_\_\_ (20 dBm); 40 MHz)

Customized settings.

Test according to FCC title 47 part 15 §15.407(b), KDB 789033 D02 General U-NII Test Procedures New Rules v02r01 II.G.4&5 and ANSI C63.10-2013

### Result

DUT Frequency (MHz)	Result
5200.000000	PASS

### Final measurements

Frequency (MHz)	Level Pre Measurement (dBm)	level (dBm)	Limit (dBm)	Margin (dB)	Result
---	---	---	---	---	---

### Pre Measurements

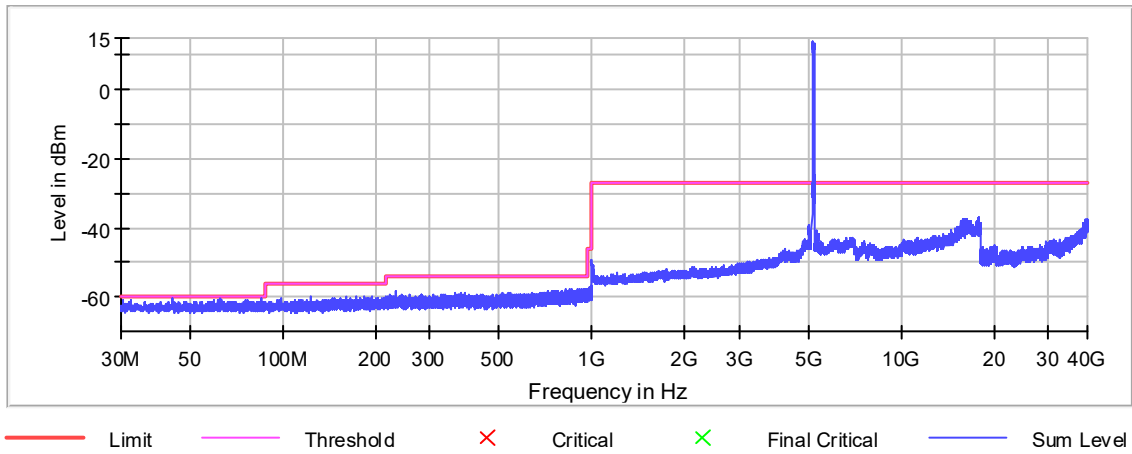
Frequency (MHz)	Level (dBm)	Margin (dB)	Limit (dBm)
85.375000	-60.2	0.3	-59.9
44.225000	-60.3	0.4	-59.9
63.025000	-60.4	0.5	-59.9
60.225000	-60.9	1.0	-59.9
77.125000	-61.0	1.1	-59.9
30.475000	-61.0	1.1	-59.9
32.325000	-61.0	1.1	-59.9
63.075000	-61.1	1.2	-59.9
75.825000	-61.2	1.3	-59.9
61.425000	-61.2	1.3	-59.9
42.675000	-61.3	1.4	-59.9
74.475000	-61.3	1.4	-59.9
57.475000	-61.3	1.4	-59.9
31.875000	-61.3	1.4	-59.9
76.125000	-61.3	1.4	-59.9

### Measurement Settings

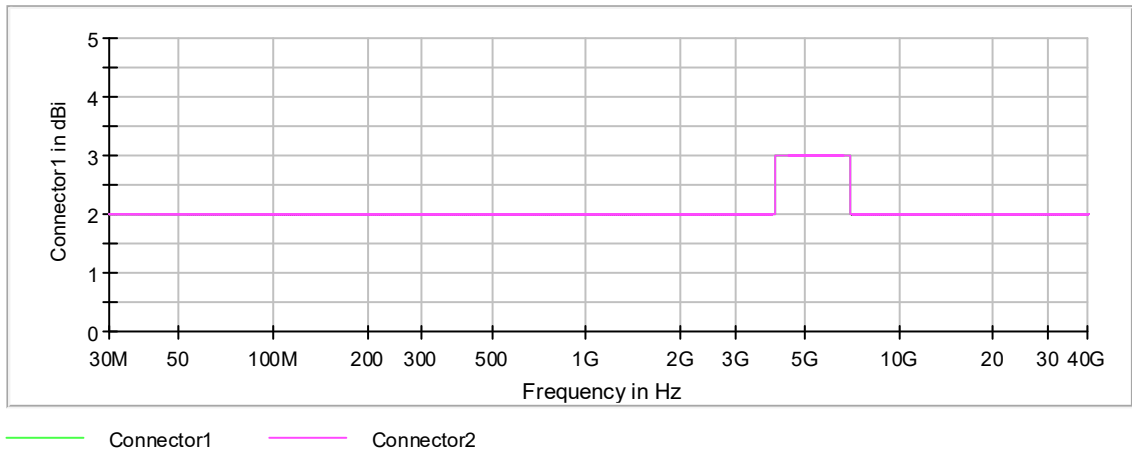
Start Frequency (MHz)	Stop Frequency (MHz)	Pre Measurement	Final Measurement
30.000000	1000.000000	1	1
1000.000000	18000.000000	2	2
18000.000000	40000.000000	2	2

---

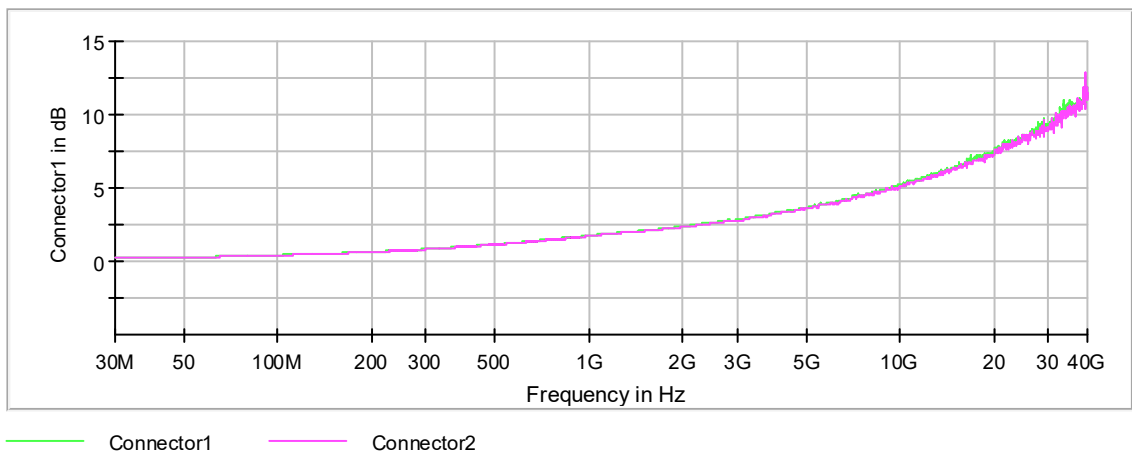
Spurious



Gain



Attenuation



## Pre Measurement 1

Setting	Instrument Value	Target Value
RBW	100.000 kHz	<= 120.000 kHz
VBW	300.000 kHz	>= 300.000 kHz
SweepPoints	19400	~ 19400
SweepTime	19.400 s	AUTO
Reference Level	15.000 dBm	AUTO
Attenuation	25.000 dB	25.000 dB
Detector	MaxPeak	MaxPeak
SweepCount	1	1
Filter	Channel	Channel
Trace Mode	Clear Write	Clear Write
SweepType	Sweep	AUTO
Preamp	off	off

## Pre Measurement 2

Setting	Instrument Value	Target Value
RBW	1.000 MHz	<= 1.000 MHz
VBW	3.000 MHz	>= 3.000 MHz
SweepPoints	32001	~ 34000
SweepTime	20.000 s	20.000 s
Reference Level	10.000 dBm	AUTO
Attenuation	20.000 dB	20.000 dB
Detector	MaxPeak	MaxPeak
SweepCount	1	1
Filter	3 dB	3 dB
Trace Mode	Clear Write	Clear Write
SweepType	Sweep	AUTO
Preamp	off	off

---

## Tx Spurious Emission (5230 MHz; \_\_\_\_\_ (20 dBm); 40 MHz)

Customized settings.

Test according to FCC title 47 part 15 §15.407(b), KDB 789033 D02 General U-NII Test Procedures New Rules v02r01 II.G.4&5 and ANSI C63.10-2013

### Result

DUT Frequency (MHz)	Result
5230.000000	PASS

### Final measurements

Frequency (MHz)	Level Pre Measurement (dBm)	level (dBm)	Limit (dBm)	Margin (dB)	Result
---	---	---	---	---	---

### Pre Measurements

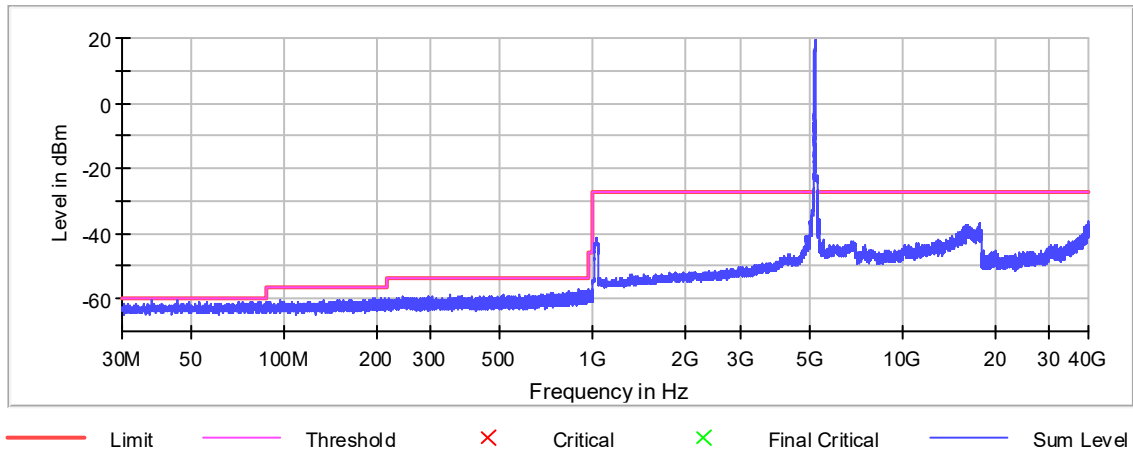
Frequency (MHz)	Level (dBm)	Margin (dB)	Limit (dBm)
37.275000	-60.5	0.6	-59.9
45.575000	-60.7	0.8	-59.9
79.525000	-60.8	0.9	-59.9
82.825000	-60.8	0.9	-59.9
52.925000	-60.9	1.0	-59.9
73.225000	-60.9	1.0	-59.9
49.575000	-61.0	1.1	-59.9
56.175000	-61.0	1.1	-59.9
71.175000	-61.0	1.1	-59.9
53.625000	-61.1	1.2	-59.9
84.425000	-61.1	1.2	-59.9
83.675000	-61.2	1.3	-59.9
71.675000	-61.3	1.4	-59.9
77.825000	-61.3	1.4	-59.9
38.125000	-61.3	1.4	-59.9

### Measurement Settings

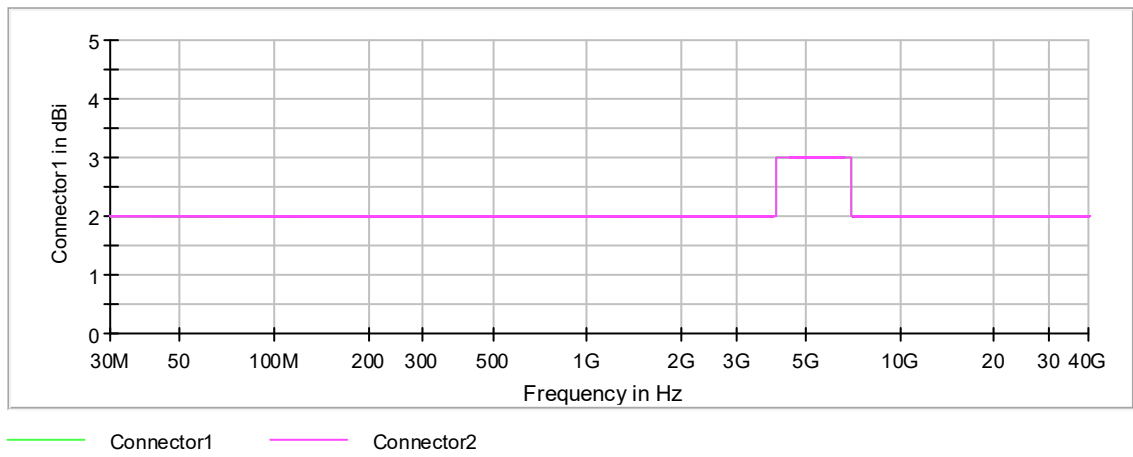
Start Frequency (MHz)	Stop Frequency (MHz)	Pre Measurement	Final Measurement
30.000000	1000.000000	1	1
1000.000000	18000.000000	2	2
18000.000000	40000.000000	2	2

---

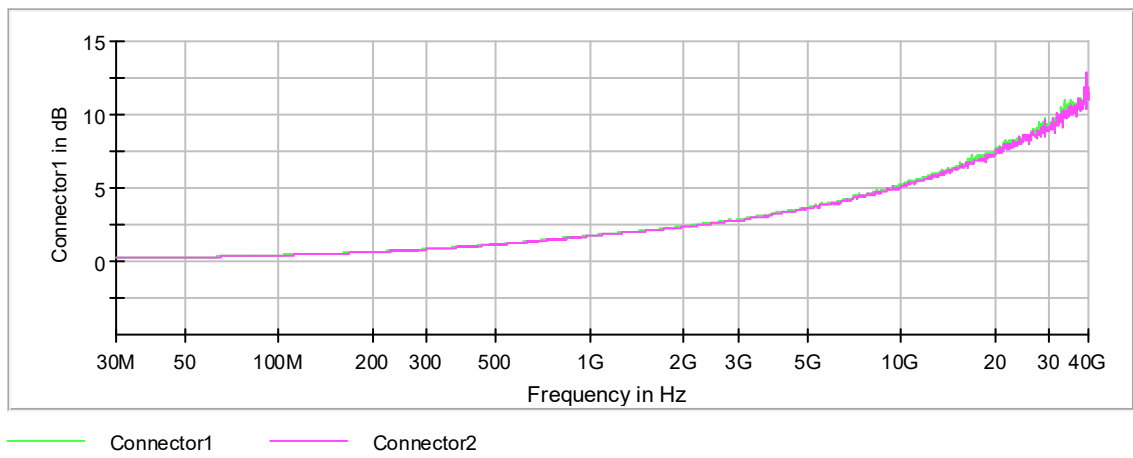
Spurious



Gain



Attenuation



## Pre Measurement 1



Setting	Instrument Value	Target Value
RBW	100.000 kHz	<= 120.000 kHz
VBW	300.000 kHz	>= 300.000 kHz
SweepPoints	19400	~ 19400
SweepTime	19.400 s	AUTO
Reference Level	15.000 dBm	AUTO
Attenuation	25.000 dB	25.000 dB
Detector	MaxPeak	MaxPeak
SweepCount	1	1
Filter	Channel	Channel
Trace Mode	Clear Write	Clear Write
SweepType	Sweep	AUTO
Preamp	off	off

## Pre Measurement 2

Setting	Instrument Value	Target Value
RBW	1.000 MHz	<= 1.000 MHz
VBW	3.000 MHz	>= 3.000 MHz
SweepPoints	32001	~ 34000
SweepTime	20.000 s	20.000 s
Reference Level	10.000 dBm	AUTO
Attenuation	20.000 dB	20.000 dB
Detector	MaxPeak	MaxPeak
SweepCount	1	1
Filter	3 dB	3 dB
Trace Mode	Clear Write	Clear Write
SweepType	Sweep	AUTO
Preamp	off	off

---

## Tx Spurious Emission (5170 MHz; \_\_\_\_\_ (20 dBm); 30 MHz)

Customized settings.

Test according to FCC title 47 part 15 §15.407(b), KDB 789033 D02 General U-NII Test Procedures New Rules v02r01 II.G.4&5 and ANSI C63.10-2013

### Result

DUT Frequency (MHz)	Result
5170.000000	PASS

### Final measurements

Frequency (MHz)	Level Pre Measurement (dBm)	level (dBm)	Limit (dBm)	Margin (dB)	Result
5149.198463	-19.2	-41.2	-27.0	14.2	PASS

### Pre Measurements

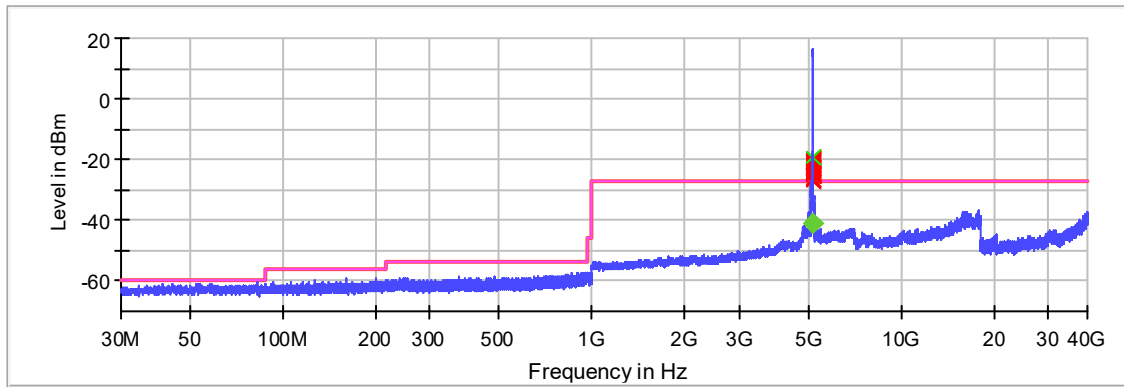
Frequency (MHz)	Level (dBm)	Margin (dB)	Limit (dBm)
5149.198463	-19.2	-7.8	-27.0
5149.729696	-19.9	-7.1	-27.0
5148.667229	-20.0	-7.0	-27.0
5147.073529	-20.4	-6.6	-27.0
5143.886129	-20.5	-6.5	-27.0
5145.479829	-21.1	-5.9	-27.0
5147.604762	-21.3	-5.7	-27.0
5142.292428	-21.8	-5.2	-27.0
5148.135996	-22.3	-4.7	-27.0
5144.417362	-23.0	-4.0	-27.0
5146.011062	-23.0	-4.0	-27.0
5141.761195	-23.0	-4.0	-27.0
5146.542296	-23.6	-3.4	-27.0
5140.167495	-23.7	-3.3	-27.0
5142.823662	-24.1	-2.9	-27.0

### Measurement Settings

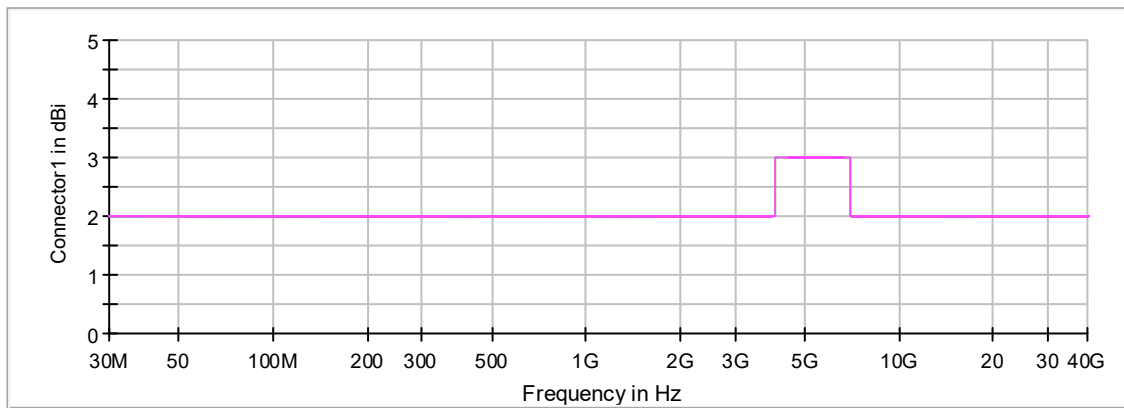
Start Frequency (MHz)	Stop Frequency (MHz)	Pre Measurement	Final Measurement
30.000000	1000.000000	1	1
1000.000000	18000.000000	2	2
18000.000000	40000.000000	2	2

---

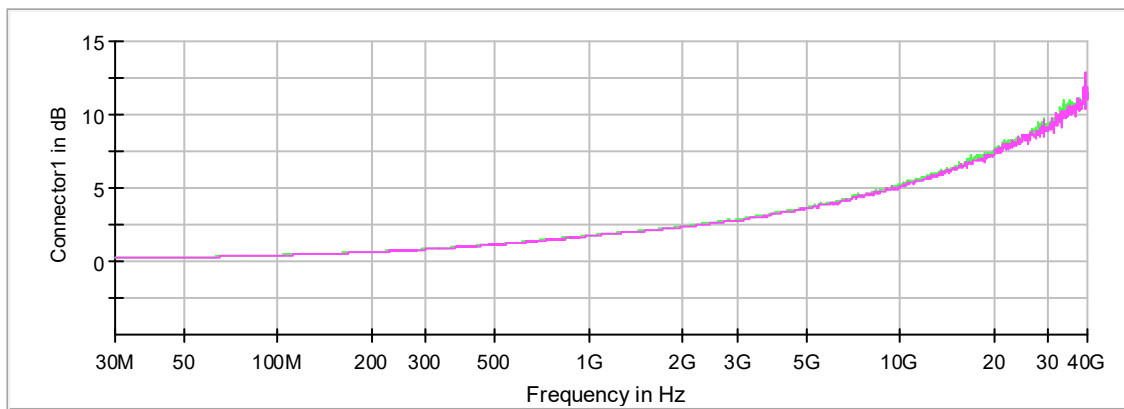
### Spurious



### Gain



### Attenuation



## Pre Measurement 1

Setting	Instrument Value	Target Value
RBW	100.000 kHz	<= 120.000 kHz
VBW	300.000 kHz	>= 300.000 kHz
SweepPoints	19400	~ 19400
SweepTime	19.400 s	AUTO
Reference Level	15.000 dBm	AUTO
Attenuation	25.000 dB	25.000 dB
Detector	MaxPeak	MaxPeak
SweepCount	1	1
Filter	Channel	Channel
Trace Mode	Clear Write	Clear Write
SweepType	Sweep	AUTO
Preamp	off	off

## Pre Measurement 2

Setting	Instrument Value	Target Value
RBW	1.000 MHz	<= 1.000 MHz
VBW	3.000 MHz	>= 3.000 MHz
SweepPoints	32001	~ 34000
SweepTime	20.000 s	20.000 s
Reference Level	10.000 dBm	AUTO
Attenuation	20.000 dB	20.000 dB
Detector	MaxPeak	MaxPeak
SweepCount	1	1
Filter	3 dB	3 dB
Trace Mode	Clear Write	Clear Write
SweepType	Sweep	AUTO
Preamp	off	off

## Final Measurement 2

Setting	Instrument Value	Target Value
Span	ZeroSpan	ZeroSpan
RBW	1.000 MHz	~ 1.000 MHz
VBW	30.000 Hz	~ 30.000 Hz
SweepPoints	101	~ 101
SweepTime	1.000 s	1.000 s
Reference Level	5.000 dBm	AUTO
Attenuation	15.000 dB	15.000 dB
Detector	MaxPeak	MaxPeak
SweepCount	1	1
Filter	3 dB	3 dB
Trace Mode	Clear Write	Clear Write
SweepType	Sweep	AUTO
Preamp	off	off

---

## Tx Spurious Emission (5200 MHz; \_\_\_\_\_ (20 dBm); 30 MHz)

Customized settings.

Test according to FCC title 47 part 15 §15.407(b), KDB 789033 D02 General U-NII Test Procedures New Rules v02r01 II.G.4&5 and ANSI C63.10-2013

### Result

DUT Frequency (MHz)	Result
5200.000000	PASS

### Final measurements

Frequency (MHz)	Level Pre Measurement (dBm)	level (dBm)	Limit (dBm)	Margin (dB)	Result
1000.000000	-42.7	-56.7	-45.9	10.8	PASS
5149.729696	-26.9	-46.7	-27.0	19.7	PASS

### Pre Measurements

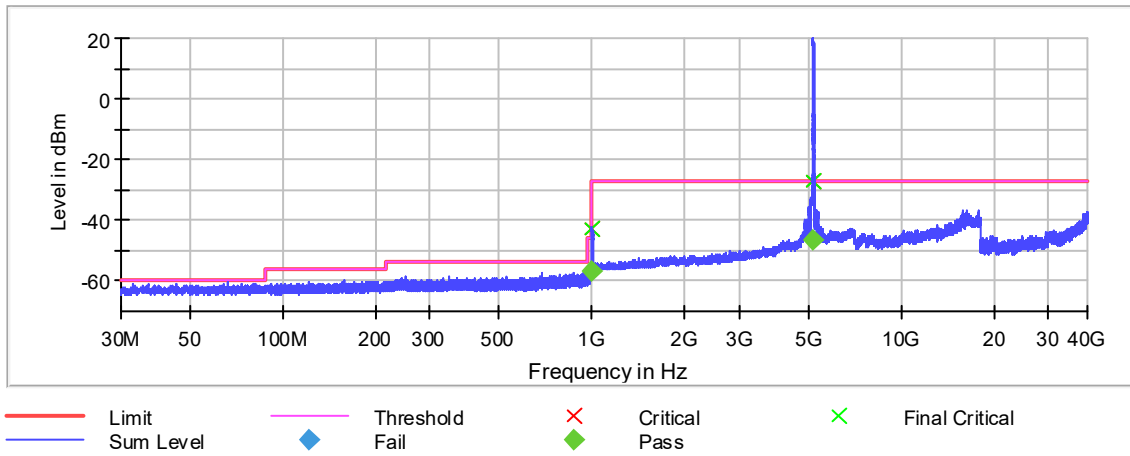
Frequency (MHz)	Level (dBm)	Margin (dB)	Limit (dBm)
1000.000000	-42.7	-3.2	-45.9
5149.729696	-26.9	-0.1	-27.0
66.375000	-60.5	0.6	-59.9
45.175000	-60.8	0.9	-59.9
5148.135996	-28.0	1.0	-27.0
32.625000	-61.1	1.2	-59.9
5146.542296	-28.2	1.2	-27.0
5149.198463	-28.2	1.2	-27.0
64.025000	-61.1	1.2	-59.9
73.925000	-61.2	1.3	-59.9
79.975000	-61.2	1.3	-59.9
81.875000	-61.2	1.3	-59.9
36.625000	-61.2	1.3	-59.9
39.725000	-61.3	1.4	-59.9
36.075000	-61.3	1.4	-59.9

### Measurement Settings

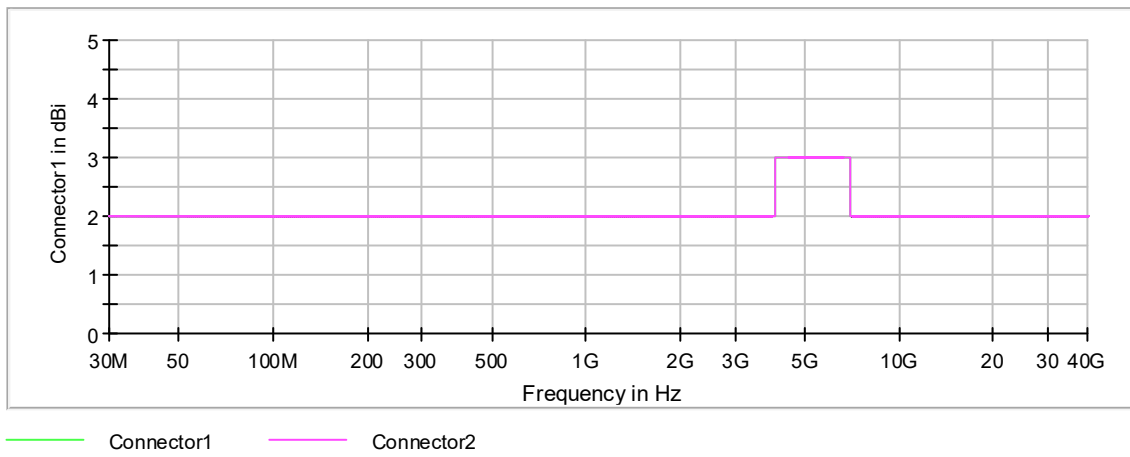
Start Frequency (MHz)	Stop Frequency (MHz)	Pre Measurement	Final Measurement
30.000000	1000.000000	1	1
1000.000000	18000.000000	2	2
18000.000000	40000.000000	2	2

---

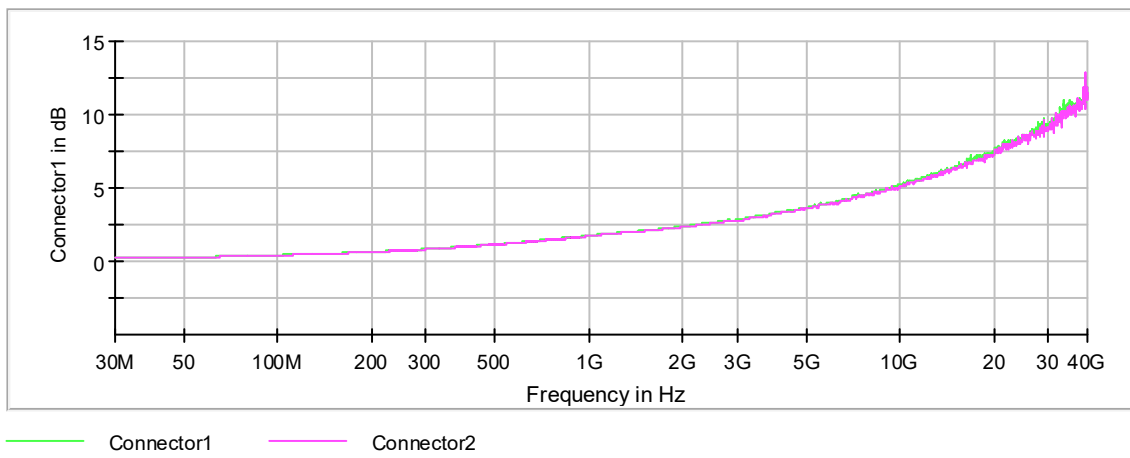
Spurious



Gain



Attenuation



## Pre Measurement 1

Setting	Instrument Value	Target Value
RBW	100.000 kHz	<= 120.000 kHz
VBW	300.000 kHz	>= 300.000 kHz
SweepPoints	19400	~ 19400
SweepTime	19.400 s	AUTO
Reference Level	15.000 dBm	AUTO
Attenuation	25.000 dB	25.000 dB
Detector	MaxPeak	MaxPeak
SweepCount	1	1
Filter	Channel	Channel
Trace Mode	Clear Write	Clear Write
SweepType	Sweep	AUTO
Preamp	off	off

## Pre Measurement 2

Setting	Instrument Value	Target Value
RBW	1.000 MHz	<= 1.000 MHz
VBW	3.000 MHz	>= 3.000 MHz
SweepPoints	32001	~ 34000
SweepTime	20.000 s	20.000 s
Reference Level	10.000 dBm	AUTO
Attenuation	20.000 dB	20.000 dB
Detector	MaxPeak	MaxPeak
SweepCount	1	1
Filter	3 dB	3 dB
Trace Mode	Clear Write	Clear Write
SweepType	Sweep	AUTO
Preamp	off	off

## Final Measurement 1

Setting	Instrument Value	Target Value
Span	ZeroSpan	ZeroSpan
RBW	100.000 kHz	~ 120.000 kHz
VBW	300.000 kHz	~ 300.000 kHz
SweepPoints	101	~ 101
SweepTime	1.000 s	1.000 s
Reference Level	15.000 dBm	AUTO
Attenuation	25.000 dB	25.000 dB
Detector	QuasiPeak	QuasiPeak
SweepCount	1	1
Filter	3 dB	3 dB
Trace Mode	Clear Write	Clear Write
SweepType	Sweep	AUTO
Preamp	off	off

## Final Measurement 2

Setting	Instrument Value	Target Value
Span	ZeroSpan	ZeroSpan
RBW	1.000 MHz	~ 1.000 MHz
VBW	30.000 Hz	~ 30.000 Hz
SweepPoints	101	~ 101
SweepTime	1.000 s	1.000 s
Reference Level	5.000 dBm	AUTO
Attenuation	15.000 dB	15.000 dB
Detector	MaxPeak	MaxPeak
SweepCount	1	1
Filter	3 dB	3 dB
Trace Mode	Clear Write	Clear Write
SweepType	Sweep	AUTO

---

Setting	Instrument Value	Target Value
Preamp	off	off

---



---

## Tx Spurious Emission (5235 MHz; \_\_\_\_\_ (20 dBm); 30 MHz)

Customized settings.

Test according to FCC title 47 part 15 §15.407(b), KDB 789033 D02 General U-NII Test Procedures New Rules v02r01 II.G.4&5 and ANSI C63.10-2013

### Result

DUT Frequency (MHz)	Result
5235.000000	PASS

### Final measurements

Frequency (MHz)	Level Pre Measurement (dBm)	level (dBm)	Limit (dBm)	Margin (dB)	Result
---	---	---	---	---	---

### Pre Measurements

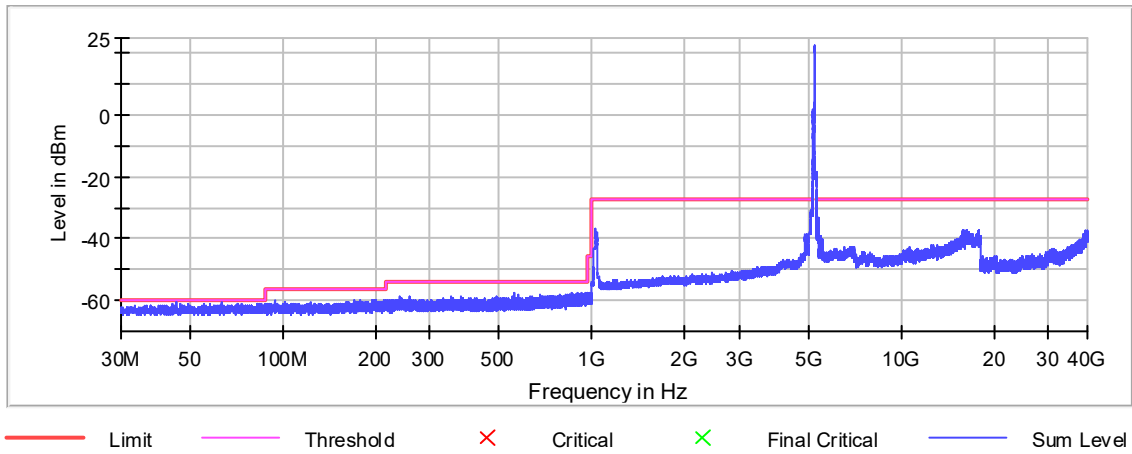
Frequency (MHz)	Level (dBm)	Margin (dB)	Limit (dBm)
45.075000	-60.3	0.4	-59.9
5149.729696	-27.5	0.5	-27.0
5148.667229	-27.7	0.7	-27.0
63.075000	-60.8	0.9	-59.9
85.025000	-61.0	1.1	-59.9
82.675000	-61.1	1.2	-59.9
84.525000	-61.1	1.2	-59.9
5147.604762	-28.3	1.3	-27.0
46.825000	-61.2	1.3	-59.9
71.475000	-61.2	1.3	-59.9
71.075000	-61.2	1.3	-59.9
55.425000	-61.3	1.4	-59.9
73.575000	-61.3	1.4	-59.9
43.775000	-61.3	1.4	-59.9
82.725000	-61.3	1.4	-59.9

### Measurement Settings

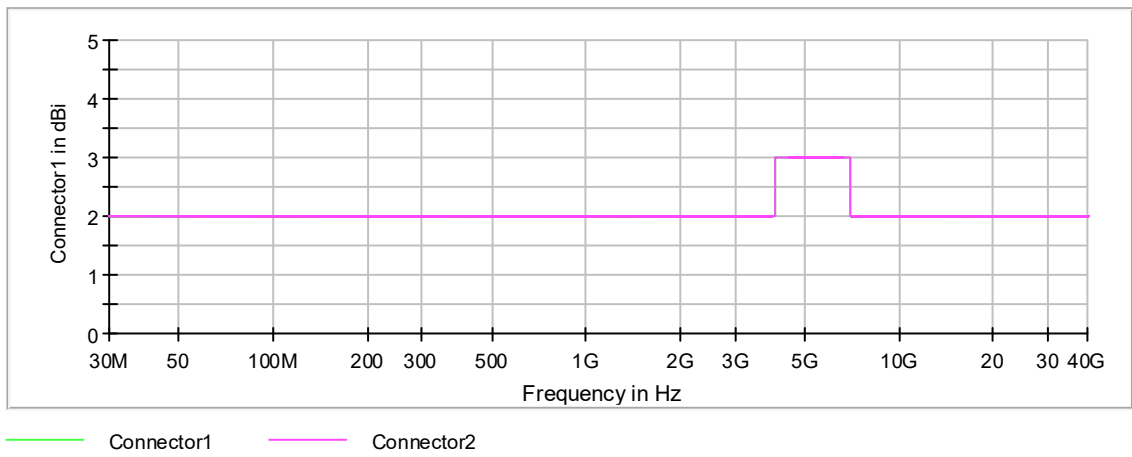
Start Frequency (MHz)	Stop Frequency (MHz)	Pre Measurement	Final Measurement
30.000000	1000.000000	1	1
1000.000000	18000.000000	2	2
18000.000000	40000.000000	2	2

---

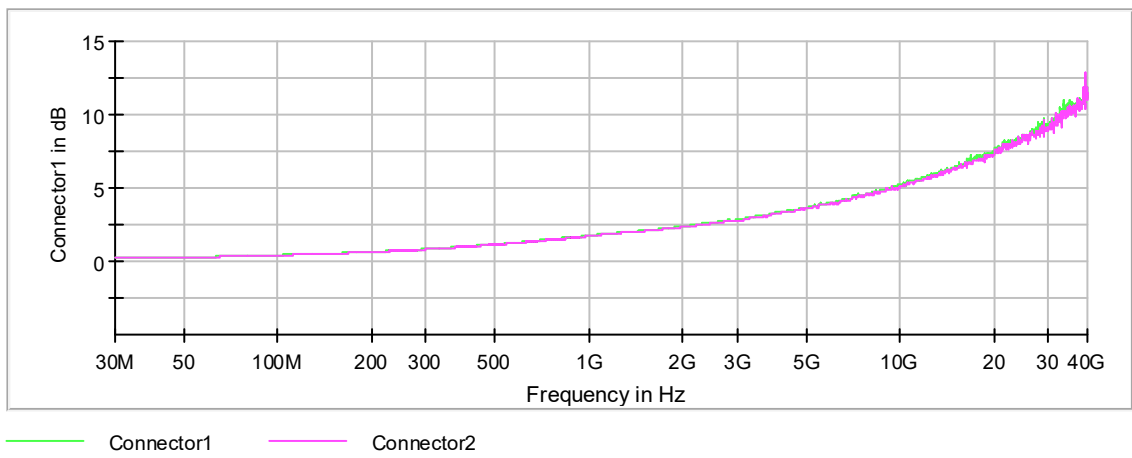
### Spurious



### Gain



### Attenuation



## Pre Measurement 1

Setting	Instrument Value	Target Value
RBW	100.000 kHz	<= 120.000 kHz
VBW	300.000 kHz	>= 300.000 kHz
SweepPoints	19400	~ 19400
SweepTime	19.400 s	AUTO
Reference Level	15.000 dBm	AUTO
Attenuation	25.000 dB	25.000 dB
Detector	MaxPeak	MaxPeak
SweepCount	1	1
Filter	Channel	Channel
Trace Mode	Clear Write	Clear Write
SweepType	Sweep	AUTO
Preamp	off	off

## Pre Measurement 2

Setting	Instrument Value	Target Value
RBW	1.000 MHz	<= 1.000 MHz
VBW	3.000 MHz	>= 3.000 MHz
SweepPoints	32001	~ 34000
SweepTime	20.000 s	20.000 s
Reference Level	10.000 dBm	AUTO
Attenuation	20.000 dB	20.000 dB
Detector	MaxPeak	MaxPeak
SweepCount	1	1
Filter	3 dB	3 dB
Trace Mode	Clear Write	Clear Write
SweepType	Sweep	AUTO
Preamp	off	off

---

## Tx Spurious Emission (5180 MHz; \_\_\_\_\_ (20 dBm); 50 MHz)

Customized settings.

Test according to FCC title 47 part 15 §15.407(b), KDB 789033 D02 General U-NII Test Procedures New Rules v02r01 II.G.4&5 and ANSI C63.10-2013

### Result

DUT Frequency (MHz)	Result
5180.000000	PASS

### Final measurements

Frequency (MHz)	Level Pre Measurement (dBm)	level (dBm)	Limit (dBm)	Margin (dB)	Result
57.225000	-59.7	-61.3	-59.9	1.4	PASS

### Pre Measurements

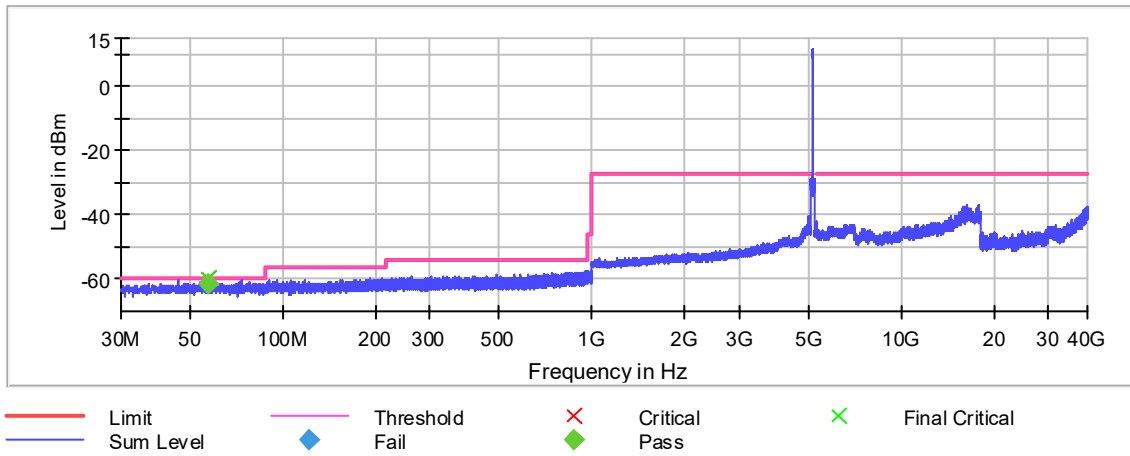
Frequency (MHz)	Level (dBm)	Margin (dB)	Limit (dBm)
57.225000	-59.7	-0.2	-59.9
46.125000	-60.2	0.3	-59.9
73.575000	-60.6	0.7	-59.9
77.925000	-60.6	0.7	-59.9
53.675000	-60.7	0.8	-59.9
73.025000	-60.8	0.9	-59.9
72.225000	-60.9	1.0	-59.9
5138.042561	-28.1	1.1	-27.0
81.475000	-61.3	1.4	-59.9
58.975000	-61.3	1.4	-59.9
48.175000	-61.3	1.4	-59.9
86.875000	-61.3	1.4	-59.9
56.425000	-61.3	1.4	-59.9
48.325000	-61.4	1.5	-59.9
81.625000	-61.4	1.5	-59.9

### Measurement Settings

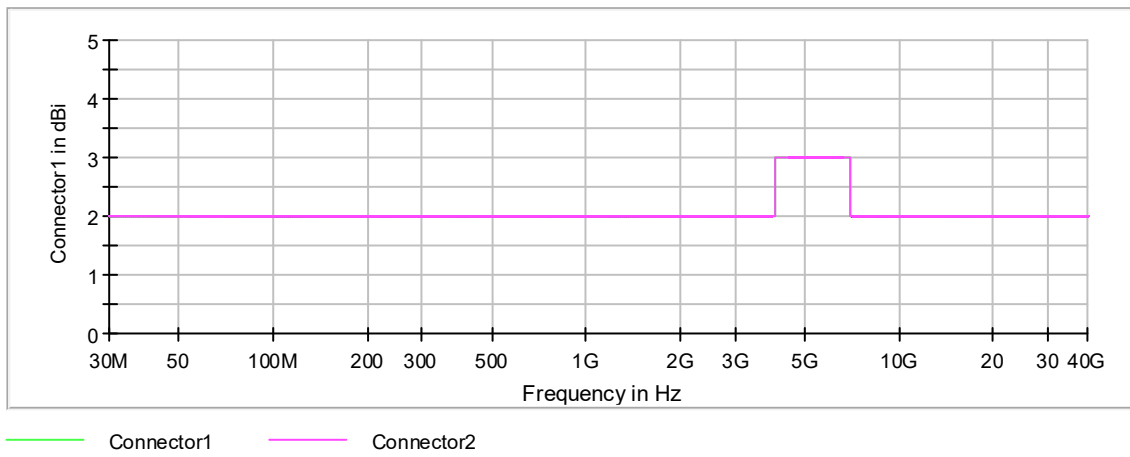
Start Frequency (MHz)	Stop Frequency (MHz)	Pre Measurement	Final Measurement
30.000000	1000.000000	1	1
1000.000000	18000.000000	2	2
18000.000000	40000.000000	2	2

---

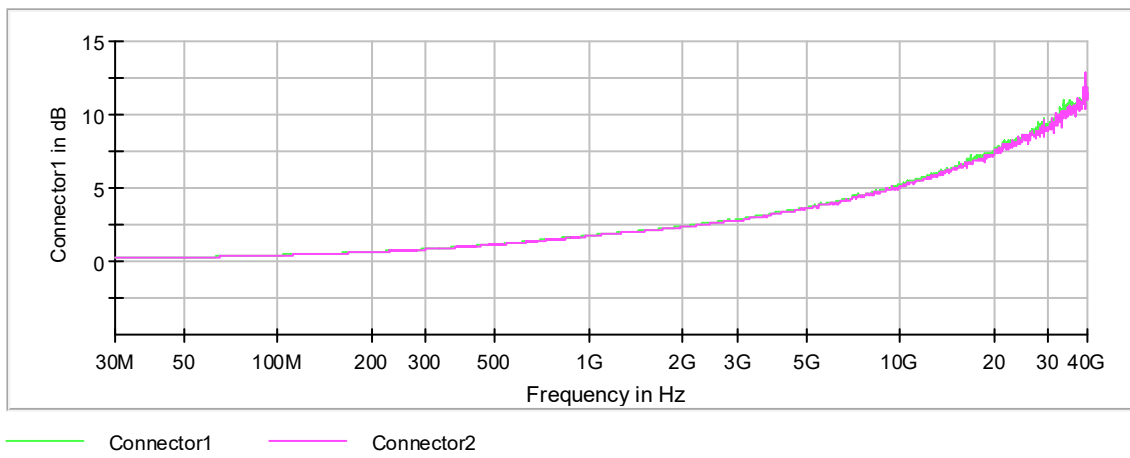
### Spurious



### Gain



### Attenuation



## Pre Measurement 1

Setting	Instrument Value	Target Value
RBW	100.000 kHz	<= 120.000 kHz
VBW	300.000 kHz	>= 300.000 kHz
SweepPoints	19400	~ 19400
SweepTime	19.400 s	AUTO
Reference Level	15.000 dBm	AUTO
Attenuation	25.000 dB	25.000 dB
Detector	MaxPeak	MaxPeak
SweepCount	1	1
Filter	Channel	Channel
Trace Mode	Clear Write	Clear Write
SweepType	Sweep	AUTO
Preamp	off	off

## Pre Measurement 2

Setting	Instrument Value	Target Value
RBW	1.000 MHz	<= 1.000 MHz
VBW	3.000 MHz	>= 3.000 MHz
SweepPoints	32001	~ 34000
SweepTime	20.000 s	20.000 s
Reference Level	10.000 dBm	AUTO
Attenuation	20.000 dB	20.000 dB
Detector	MaxPeak	MaxPeak
SweepCount	1	1
Filter	3 dB	3 dB
Trace Mode	Clear Write	Clear Write
SweepType	Sweep	AUTO
Preamp	off	off

## Final Measurement 1

Setting	Instrument Value	Target Value
Span	ZeroSpan	ZeroSpan
RBW	100.000 kHz	~ 120.000 kHz
VBW	300.000 kHz	~ 300.000 kHz
SweepPoints	101	~ 101
SweepTime	1.000 s	1.000 s
Reference Level	15.000 dBm	AUTO
Attenuation	25.000 dB	25.000 dB
Detector	QuasiPeak	QuasiPeak
SweepCount	1	1
Filter	3 dB	3 dB
Trace Mode	Clear Write	Clear Write
SweepType	Sweep	AUTO
Preamp	off	off

---

## Tx Spurious Emission (5200 MHz; \_\_\_\_\_ (20 dBm); 50 MHz)

Customized settings.

Test according to FCC title 47 part 15 §15.407(b), KDB 789033 D02 General U-NII Test Procedures New Rules v02r01 II.G.4&5 and ANSI C63.10-2013

### Result

DUT Frequency (MHz)	Result
5200.000000	PASS

### Final measurements

Frequency (MHz)	Level Pre Measurement (dBm)	level (dBm)	Limit (dBm)	Margin (dB)	Result
---	---	---	---	---	---

### Pre Measurements

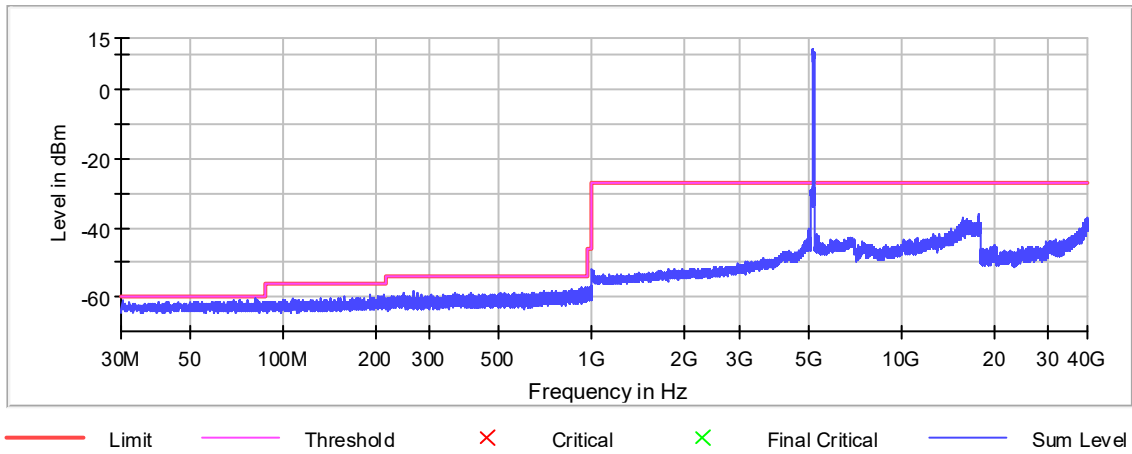
Frequency (MHz)	Level (dBm)	Margin (dB)	Limit (dBm)
81.675000	-60.7	0.8	-59.9
77.175000	-60.8	0.9	-59.9
72.325000	-60.8	0.9	-59.9
69.075000	-60.9	1.0	-59.9
30.225000	-61.2	1.3	-59.9
82.225000	-61.2	1.3	-59.9
72.725000	-61.2	1.3	-59.9
82.725000	-61.2	1.3	-59.9
84.525000	-61.3	1.4	-59.9
61.275000	-61.3	1.4	-59.9
59.425000	-61.3	1.4	-59.9
87.275000	-61.3	1.4	-59.9
70.275000	-61.4	1.5	-59.9
68.675000	-61.4	1.5	-59.9
69.025000	-61.5	1.6	-59.9

### Measurement Settings

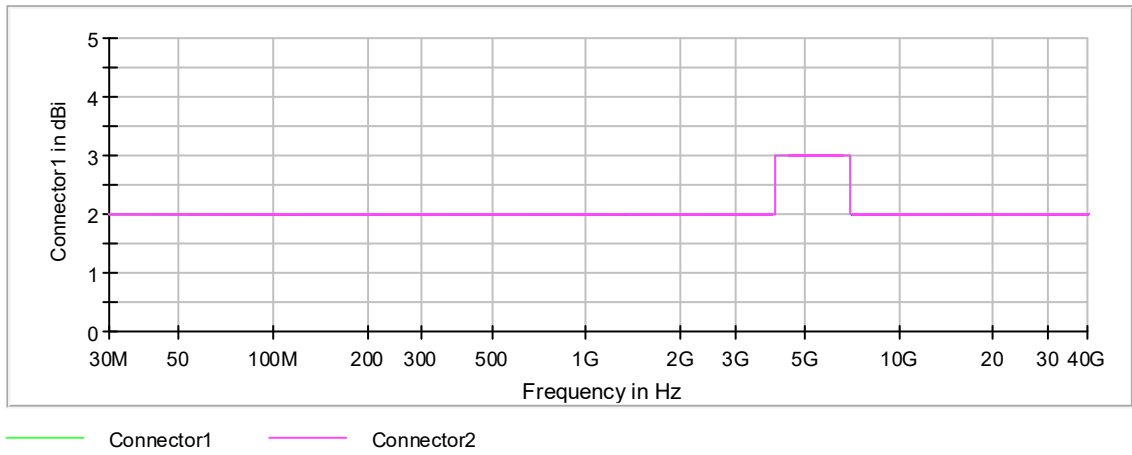
Start Frequency (MHz)	Stop Frequency (MHz)	Pre Measurement	Final Measurement
30.000000	1000.000000	1	1
1000.000000	18000.000000	2	2
18000.000000	40000.000000	2	2

---

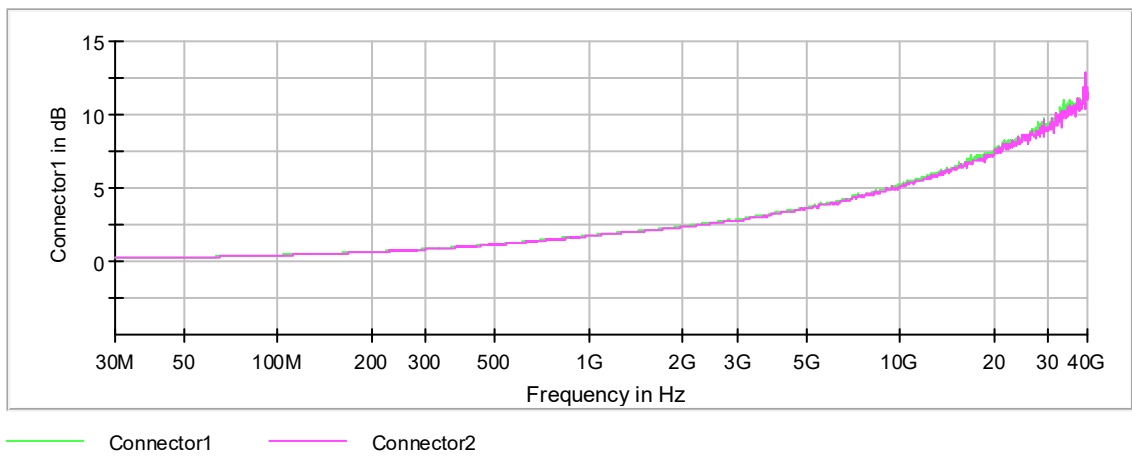
### Spurious



### Gain



### Attenuation



## Pre Measurement 1



Setting	Instrument Value	Target Value
RBW	100.000 kHz	<= 120.000 kHz
VBW	300.000 kHz	>= 300.000 kHz
SweepPoints	19400	~ 19400
SweepTime	19.400 s	AUTO
Reference Level	15.000 dBm	AUTO
Attenuation	25.000 dB	25.000 dB
Detector	MaxPeak	MaxPeak
SweepCount	1	1
Filter	Channel	Channel
Trace Mode	Clear Write	Clear Write
SweepType	Sweep	AUTO
Preamp	off	off

## Pre Measurement 2

Setting	Instrument Value	Target Value
RBW	1.000 MHz	<= 1.000 MHz
VBW	3.000 MHz	>= 3.000 MHz
SweepPoints	32001	~ 34000
SweepTime	20.000 s	20.000 s
Reference Level	10.000 dBm	AUTO
Attenuation	20.000 dB	20.000 dB
Detector	MaxPeak	MaxPeak
SweepCount	1	1
Filter	3 dB	3 dB
Trace Mode	Clear Write	Clear Write
SweepType	Sweep	AUTO
Preamp	off	off

---

## Tx Spurious Emission (5225 MHz; \_\_\_\_\_ (20 dBm); 50 MHz)

Customized settings.

Test according to FCC title 47 part 15 §15.407(b), KDB 789033 D02 General U-NII Test Procedures New Rules v02r01 II.G.4&5 and ANSI C63.10-2013

### Result

DUT Frequency (MHz)	Result
5225.000000	PASS

### Final measurements

Frequency (MHz)	Level Pre Measurement (dBm)	level (dBm)	Limit (dBm)	Margin (dB)	Result
---	---	---	---	---	---

### Pre Measurements

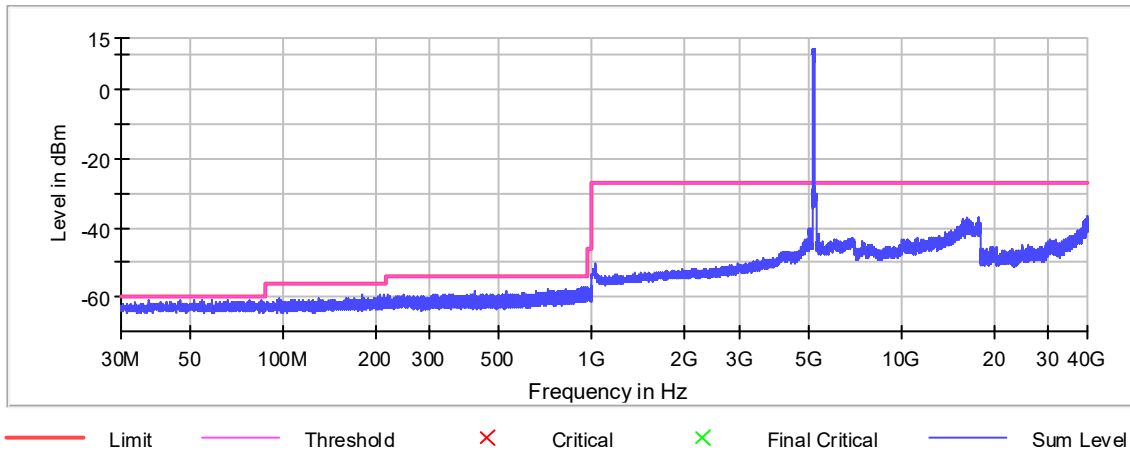
Frequency (MHz)	Level (dBm)	Margin (dB)	Limit (dBm)
54.775000	-60.7	0.8	-59.9
46.875000	-60.8	0.9	-59.9
77.975000	-60.9	1.0	-59.9
66.125000	-61.2	1.3	-59.9
85.125000	-61.2	1.3	-59.9
36.925000	-61.2	1.3	-59.9
59.125000	-61.2	1.3	-59.9
51.775000	-61.2	1.3	-59.9
72.375000	-61.3	1.4	-59.9
80.575000	-61.3	1.4	-59.9
41.875000	-61.3	1.4	-59.9
62.475000	-61.3	1.4	-59.9
43.425000	-61.4	1.5	-59.9
83.425000	-61.4	1.5	-59.9
86.125000	-61.4	1.5	-59.9

### Measurement Settings

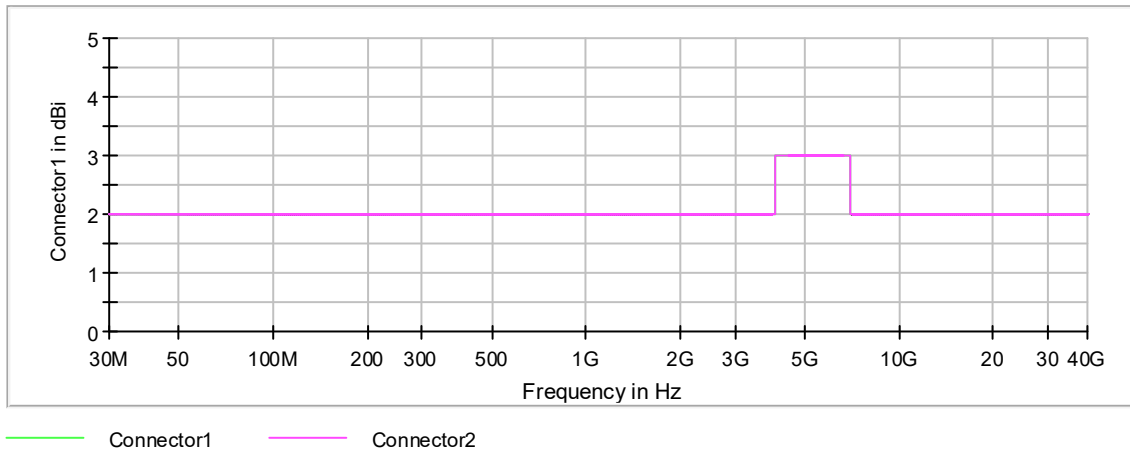
Start Frequency (MHz)	Stop Frequency (MHz)	Pre Measurement	Final Measurement
30.000000	1000.000000	1	1
1000.000000	18000.000000	2	2
18000.000000	40000.000000	2	2

---

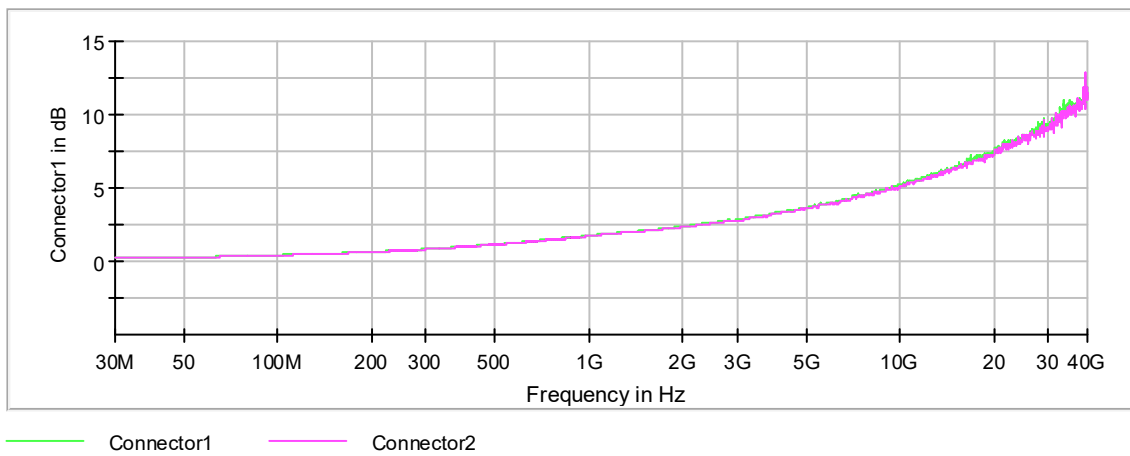
Spurious



Gain



Attenuation



## Pre Measurement 1

Setting	Instrument Value	Target Value
RBW	100.000 kHz	<= 120.000 kHz
VBW	300.000 kHz	>= 300.000 kHz
SweepPoints	19400	~ 19400
SweepTime	19.400 s	AUTO
Reference Level	15.000 dBm	AUTO
Attenuation	25.000 dB	25.000 dB
Detector	MaxPeak	MaxPeak
SweepCount	1	1
Filter	Channel	Channel
Trace Mode	Clear Write	Clear Write
SweepType	Sweep	AUTO
Preamp	off	off

## Pre Measurement 2

Setting	Instrument Value	Target Value
RBW	1.000 MHz	<= 1.000 MHz
VBW	3.000 MHz	>= 3.000 MHz
SweepPoints	32001	~ 34000
SweepTime	20.000 s	20.000 s
Reference Level	10.000 dBm	AUTO
Attenuation	20.000 dB	20.000 dB
Detector	MaxPeak	MaxPeak
SweepCount	1	1
Filter	3 dB	3 dB
Trace Mode	Clear Write	Clear Write
SweepType	Sweep	AUTO
Preamp	off	off

---

# Emission Bandwidth 26 dB (5200 MHz; \_\_\_\_\_ (20 dBm); 30 MHz)

Customized settings.

Test according to FCC title 47 part 15 §15.407(a),(e), KDB 789033 D02 General U-NII Test Procedures New Rules v02r01 D and ANSI C63.10-2013

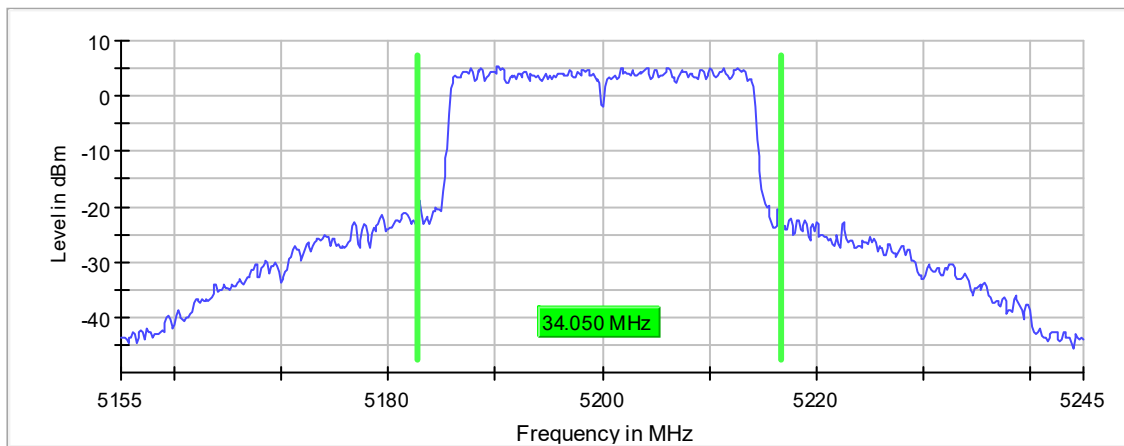
## 26 dB Bandwidth

DUT Frequency (MHz)	Bandwidth (MHz)	Limit Min (MHz)	Limit Max (MHz)	Band Edge Left (MHz)	Band Edge Right (MHz)
5200.000000	34.050000	---	---	5182.675000	5216.725000

(continuation of the "26 dB Bandwidth" table from column 6 ...)

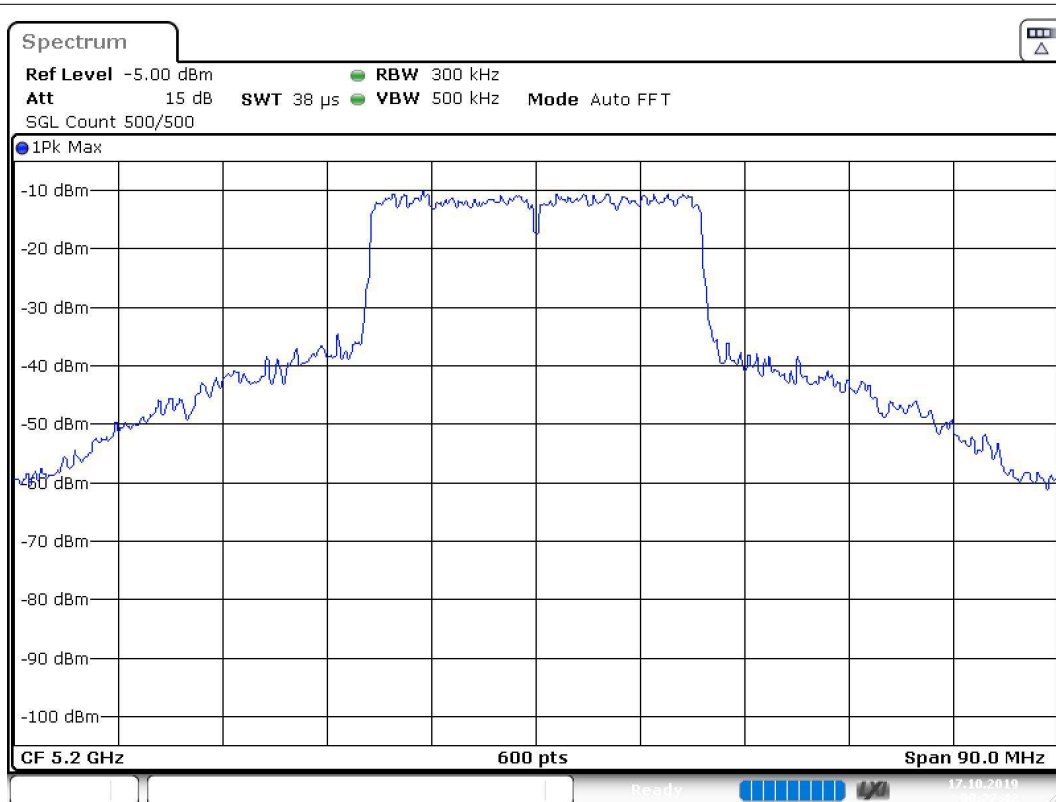
DUT Frequency (MHz)	Max Level (dBm)	Result
5200.000000	5.4	PASS

26 dB Bandwidth



Bandwidth

---



Date: 17.OCT.2019 00:22:42

## Measurement

Setting	Instrument Value	Target Value
Start Frequency	5.15500 GHz	5.15500 GHz
Stop Frequency	5.24500 GHz	5.24500 GHz
Span	90.000 MHz	90.000 MHz
RBW	300.000 kHz	~ 300.000 kHz
VBW	500.000 kHz	>= 360.000 kHz
SweepPoints	600	~ 600
Sweptime	37.969 $\mu$ s	AUTO
Reference Level	-5.000 dBm	-5.000 dBm
Attenuation	15.000 dB	AUTO
Detector	MaxPeak	MaxPeak
SweepCount	500	500
Filter	3 dB	3 dB
Trace Mode	Max Hold	Max Hold
SweepType	FFT	AUTO
Preamp	off	off

---

# Emission Bandwidth 26 dB (5235 MHz; \_\_\_\_\_ (20 dBm); 30 MHz)

Customized settings.

Test according to FCC title 47 part 15 §15.407(a),(e), KDB 789033 D02 General U-NII Test Procedures New Rules v02r01 D and ANSI C63.10-2013

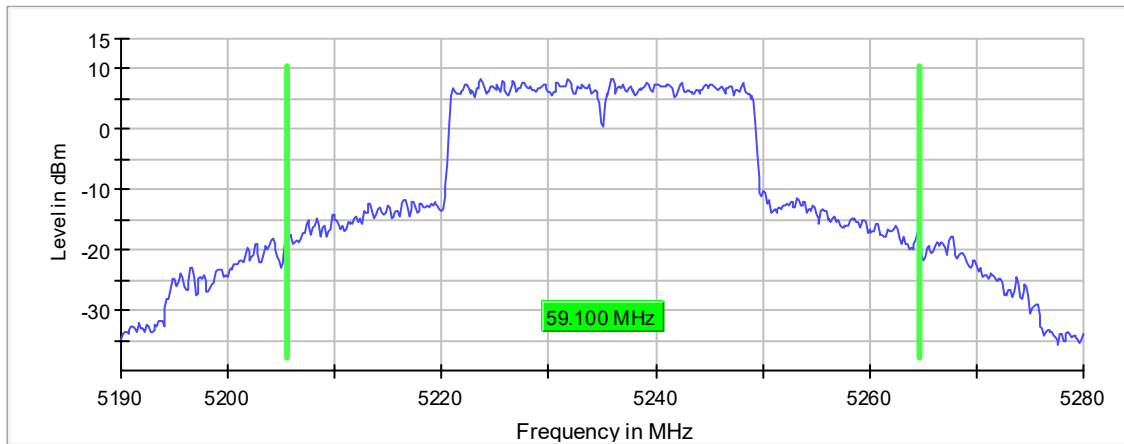
## 26 dB Bandwidth

DUT Frequency (MHz)	Bandwidth (MHz)	Limit Min (MHz)	Limit Max (MHz)	Band Edge Left (MHz)	Band Edge Right (MHz)
5235.000000	59.100000	---	---	5205.525000	5264.625000

(continuation of the "26 dB Bandwidth" table from column 6 ...)

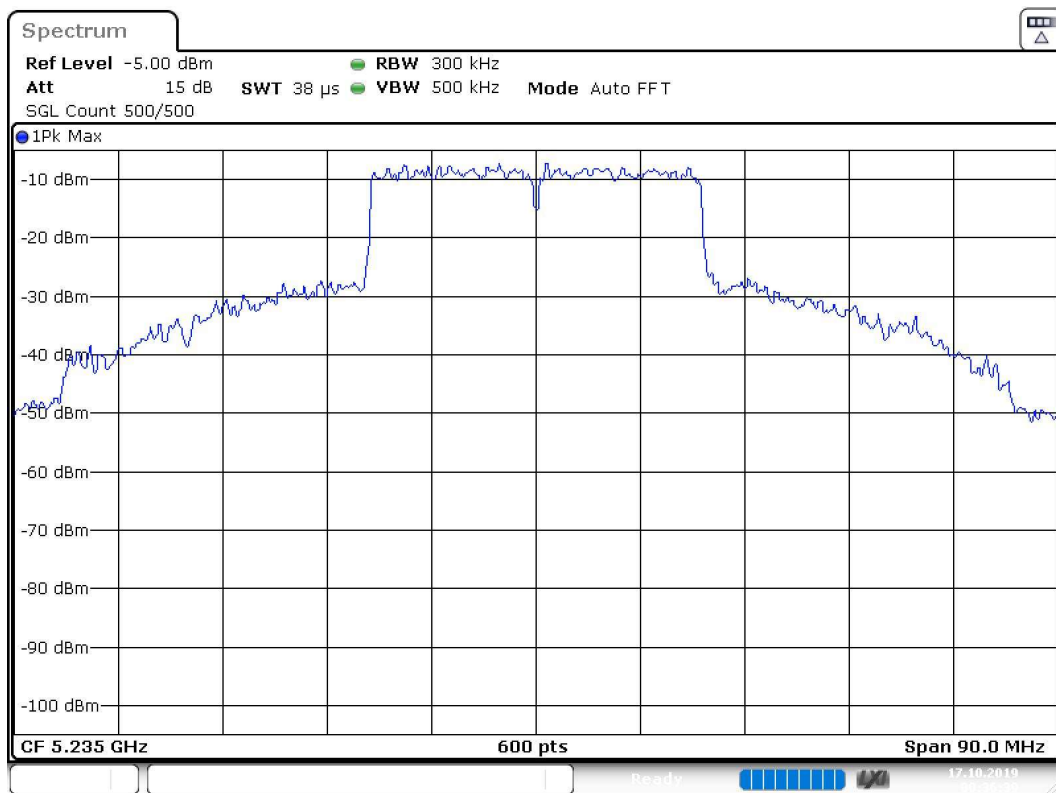
DUT Frequency (MHz)	Max Level (dBm)	Result
5235.000000	8.4	PASS

26 dB Bandwidth



Bandwidth

---



Date: 17.OCT.2019 00:36:39

## Measurement

Setting	Instrument Value	Target Value
Start Frequency	5.19000 GHz	5.19000 GHz
Stop Frequency	5.28000 GHz	5.28000 GHz
Span	90.000 MHz	90.000 MHz
RBW	300.000 kHz	~ 300.000 kHz
VBW	500.000 kHz	>= 360.000 kHz
SweepPoints	600	~ 600
Sweptime	37.969 $\mu$ s	AUTO
Reference Level	-5.000 dBm	-5.000 dBm
Attenuation	15.000 dB	AUTO
Detector	MaxPeak	MaxPeak
SweepCount	500	500
Filter	3 dB	3 dB
Trace Mode	Max Hold	Max Hold
SweepType	FFT	AUTO
Preamp	off	off



---

# Emission Bandwidth 26 dB (5180 MHz; \_\_\_\_\_ (20 dBm); 50 MHz)

Customized settings.

Test according to FCC title 47 part 15 §15.407(a),(e), KDB 789033 D02 General U-NII Test Procedures New Rules v02r01 D and ANSI C63.10-2013

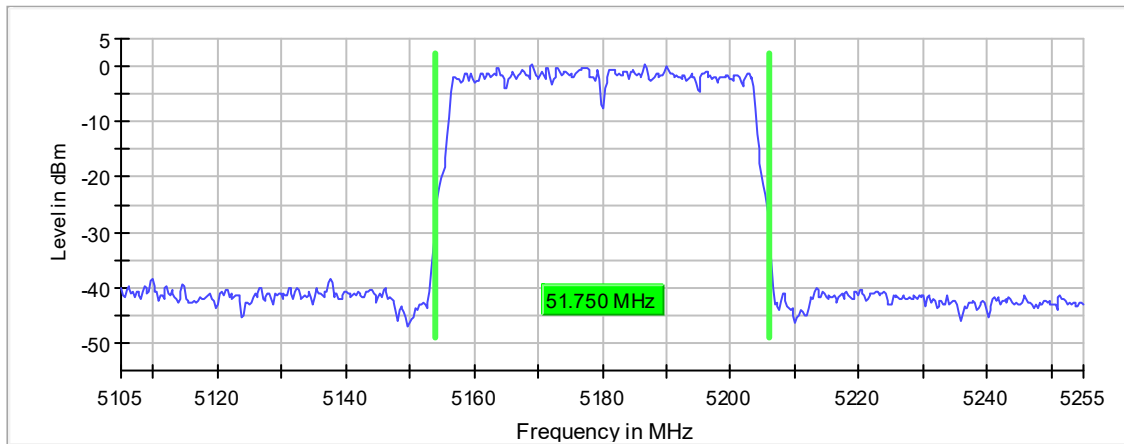
## 26 dB Bandwidth

DUT Frequency (MHz)	Bandwidth (MHz)	Limit Min (MHz)	Limit Max (MHz)	Band Edge Left (MHz)	Band Edge Right (MHz)
5180.000000	51.750000	---	---	5154.125000	5205.875000

(continuation of the "26 dB Bandwidth" table from column 6 ...)

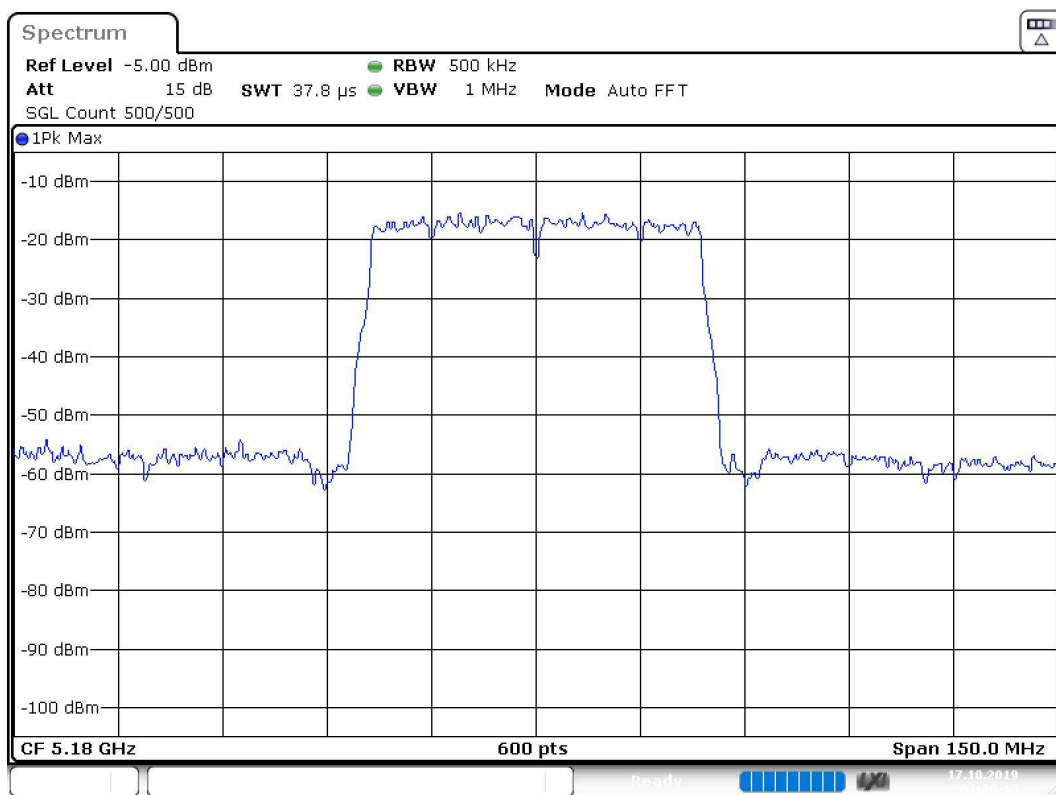
DUT Frequency (MHz)	Max Level (dBm)	Result
5180.000000	0.3	PASS

26 dB Bandwidth



Bandwidth

---



Date: 17.OCT.2019 01:20:16

## Measurement

Setting	Instrument Value	Target Value
Start Frequency	5.10500 GHz	5.10500 GHz
Stop Frequency	5.25500 GHz	5.25500 GHz
Span	150.000 MHz	150.000 MHz
RBW	500.000 kHz	~ 500.000 kHz
VBW	1.000 MHz	>= 600.000 kHz
SweepPoints	600	~ 600
Sweptime	37.813 $\mu$ s	AUTO
Reference Level	-5.000 dBm	-5.000 dBm
Attenuation	15.000 dB	AUTO
Detector	MaxPeak	MaxPeak
SweepCount	500	500
Filter	3 dB	3 dB
Trace Mode	Max Hold	Max Hold
SweepType	FFT	AUTO
Preamp	off	off

---

# Emission Bandwidth 26 dB (5200 MHz; \_\_\_\_\_ (20 dBm); 50 MHz)

Customized settings.

Test according to FCC title 47 part 15 §15.407(a),(e), KDB 789033 D02 General U-NII Test Procedures New Rules v02r01 D and ANSI C63.10-2013

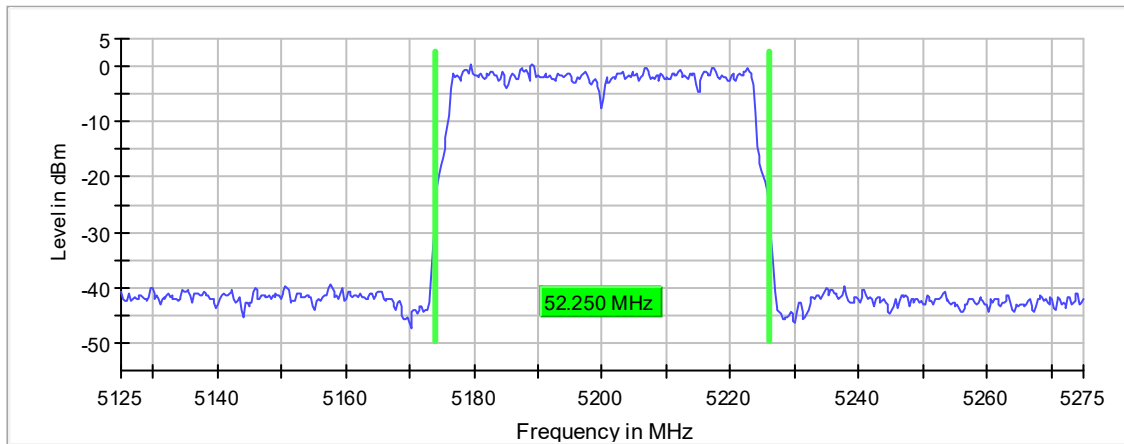
## 26 dB Bandwidth

DUT Frequency (MHz)	Bandwidth (MHz)	Limit Min (MHz)	Limit Max (MHz)	Band Edge Left (MHz)	Band Edge Right (MHz)
5200.000000	52.250000	---	---	5173.875000	5226.125000

(continuation of the "26 dB Bandwidth" table from column 6 ...)

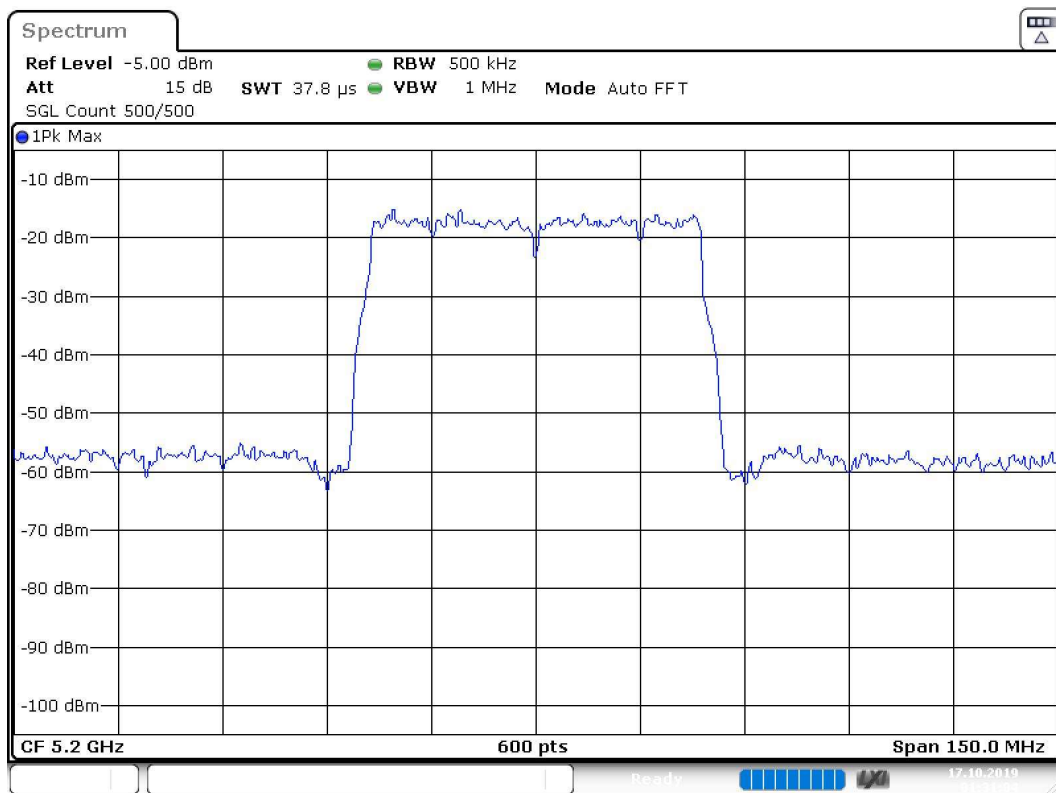
DUT Frequency (MHz)	Max Level (dBm)	Result
5200.000000	0.5	PASS

26 dB Bandwidth



Bandwidth

---



Date: 17.OCT.2019 01:31:05

## Measurement

Setting	Instrument Value	Target Value
Start Frequency	5.12500 GHz	5.12500 GHz
Stop Frequency	5.27500 GHz	5.27500 GHz
Span	150.000 MHz	150.000 MHz
RBW	500.000 kHz	~ 500.000 kHz
VBW	1.000 MHz	>= 600.000 kHz
SweepPoints	600	~ 600
Sweptime	37.813 $\mu$ s	AUTO
Reference Level	-5.000 dBm	-5.000 dBm
Attenuation	15.000 dB	AUTO
Detector	MaxPeak	MaxPeak
SweepCount	500	500
Filter	3 dB	3 dB
Trace Mode	Max Hold	Max Hold
SweepType	FFT	AUTO
Preamp	off	off

---

# Emission Bandwidth 26 dB (5225 MHz; \_\_\_\_\_ (20 dBm); 50 MHz)

Customized settings.

Test according to FCC title 47 part 15 §15.407(a),(e), KDB 789033 D02 General U-NII Test Procedures New Rules v02r01 D and ANSI C63.10-2013

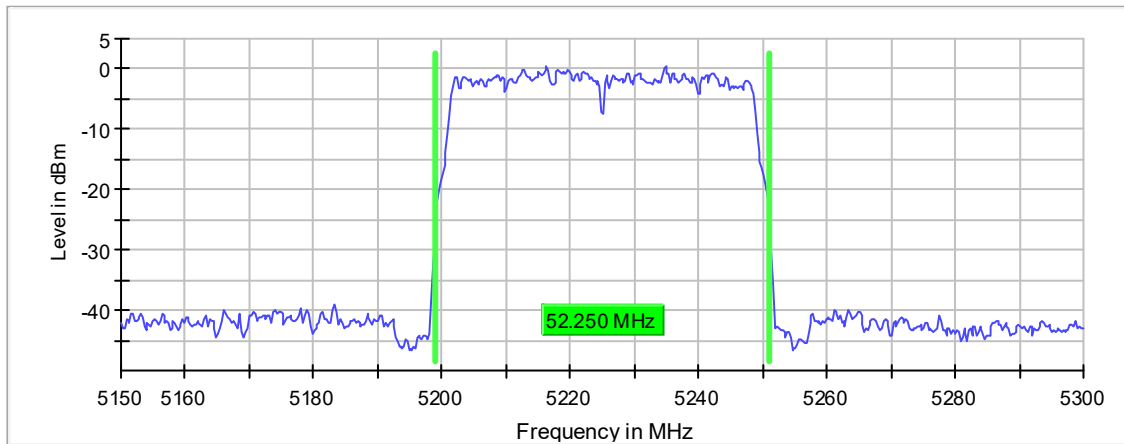
## 26 dB Bandwidth

DUT Frequency (MHz)	Bandwidth (MHz)	Limit Min (MHz)	Limit Max (MHz)	Band Edge Left (MHz)	Band Edge Right (MHz)
5225.000000	52.250000	---	---	5198.875000	5251.125000

(continuation of the "26 dB Bandwidth" table from column 6 ...)

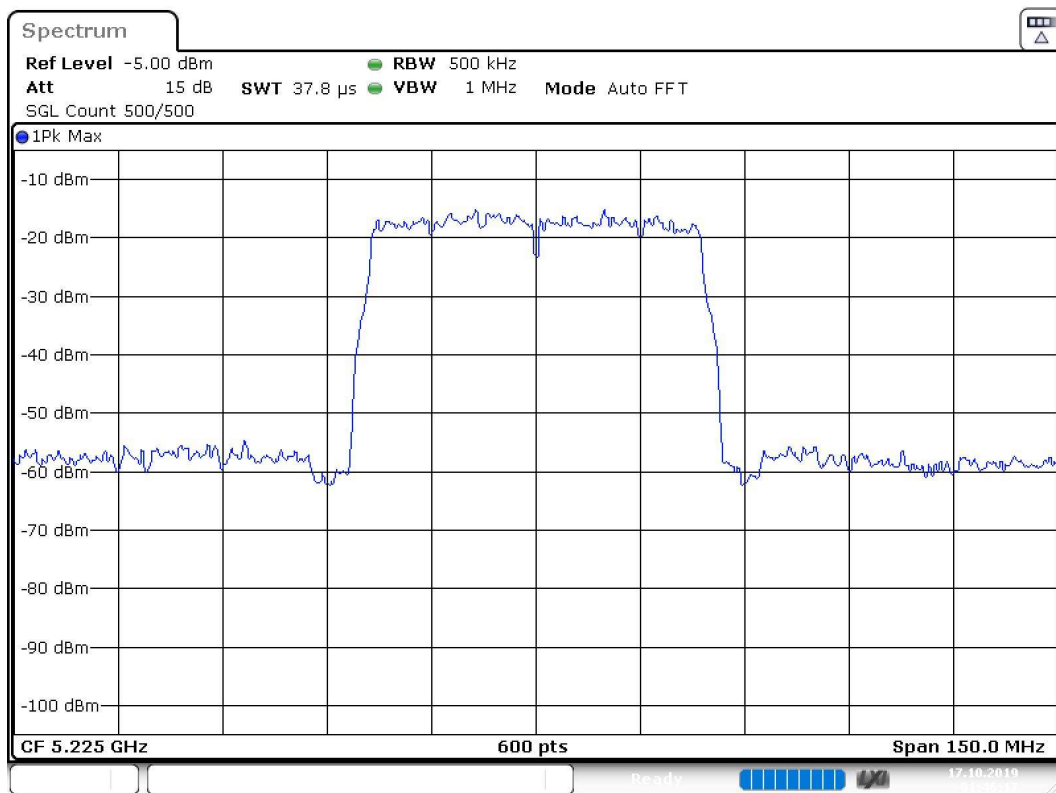
DUT Frequency (MHz)	Max Level (dBm)	Result
5225.000000	0.5	PASS

26 dB Bandwidth



Bandwidth

---



Date: 17.OCT.2019 01:46:17

## Measurement

Setting	Instrument Value	Target Value
Start Frequency	5.15000 GHz	5.15000 GHz
Stop Frequency	5.30000 GHz	5.30000 GHz
Span	150.000 MHz	150.000 MHz
RBW	500.000 kHz	~ 500.000 kHz
VBW	1.000 MHz	>= 600.000 kHz
SweepPoints	600	~ 600
Sweptime	37.813 $\mu$ s	AUTO
Reference Level	-5.000 dBm	-5.000 dBm
Attenuation	15.000 dB	AUTO
Detector	MaxPeak	MaxPeak
SweepCount	500	500
Filter	3 dB	3 dB
Trace Mode	Max Hold	Max Hold
SweepType	FFT	AUTO
Preamp	off	off

---

# Emission Bandwidth 26 dB (5230 MHz; \_\_\_\_\_ (20 dBm); 40 MHz)

Customized settings.

Test according to FCC title 47 part 15 §15.407(a),(e), KDB 789033 D02 General U-NII Test Procedures New Rules v02r01 D and ANSI C63.10-2013

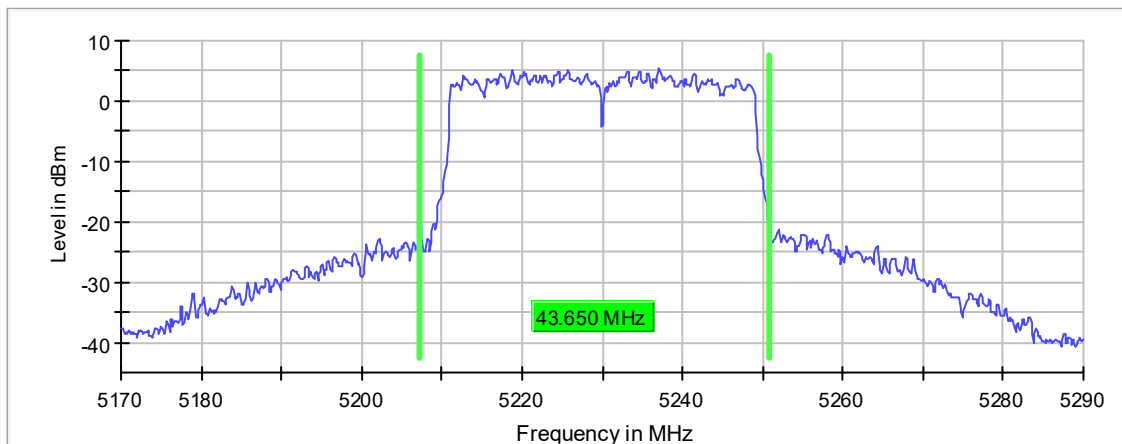
## 26 dB Bandwidth

DUT Frequency (MHz)	Bandwidth (MHz)	Limit Min (MHz)	Limit Max (MHz)	Band Edge Left (MHz)	Band Edge Right (MHz)
5230.000000	43.650000	---	---	5207.125000	5250.775000

(continuation of the "26 dB Bandwidth" table from column 6 ...)

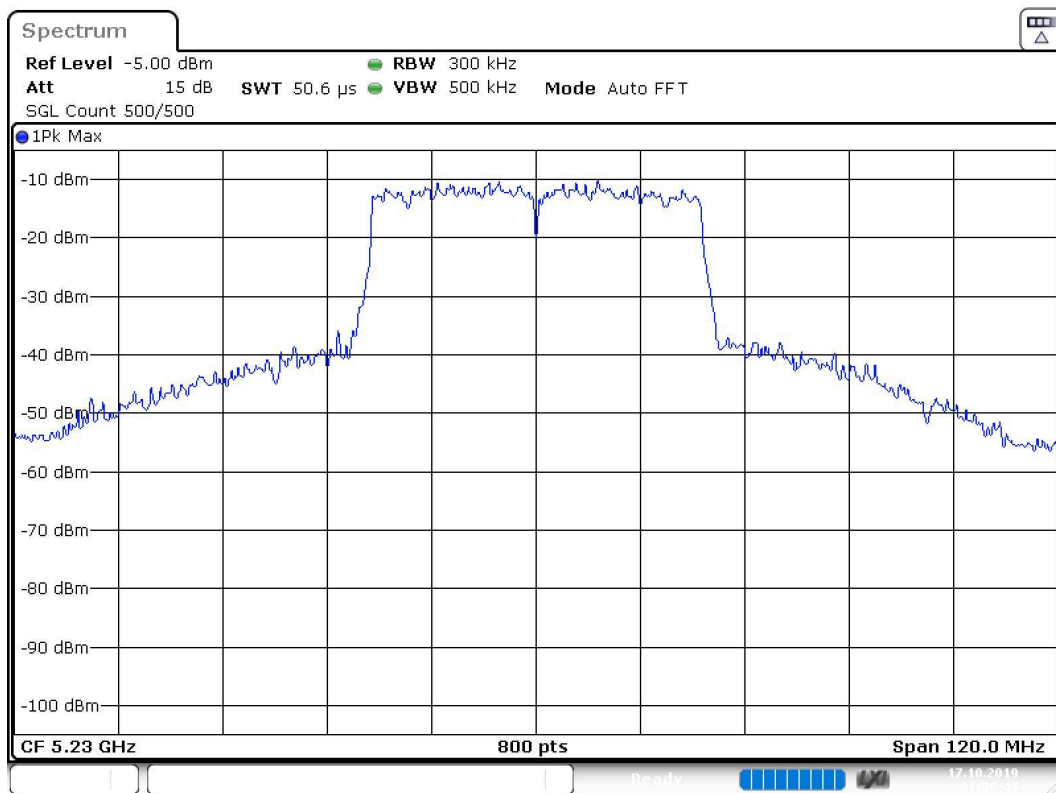
DUT Frequency (MHz)	Max Level (dBm)	Result
5230.000000	5.4	PASS

26 dB Bandwidth



Bandwidth

---



Date: 17.OCT.2019 01:09:46

## Measurement

Setting	Instrument Value	Target Value
Start Frequency	5.17000 GHz	5.17000 GHz
Stop Frequency	5.29000 GHz	5.29000 GHz
Span	120.000 MHz	120.000 MHz
RBW	300.000 kHz	~ 400.000 kHz
VBW	500.000 kHz	>= 360.000 kHz
SweepPoints	800	~ 800
Sweptime	50.625 $\mu$ s	AUTO
Reference Level	-5.000 dBm	-5.000 dBm
Attenuation	15.000 dB	AUTO
Detector	MaxPeak	MaxPeak
SweepCount	500	500
Filter	3 dB	3 dB
Trace Mode	Max Hold	Max Hold
SweepType	FFT	AUTO
Preamp	off	off



# Emission Bandwidth 26 dB (5200 MHz; \_\_\_\_\_ (20 dBm); 40 MHz)

Customized settings.

Test according to FCC title 47 part 15 §15.407(a),(e), KDB 789033 D02 General U-NII Test Procedures New Rules v02r01 D and ANSI C63.10-2013

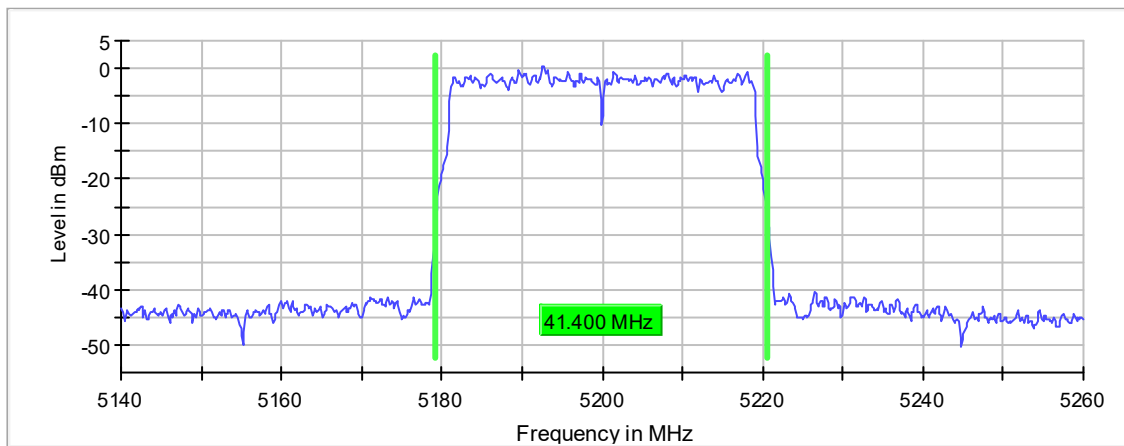
## 26 dB Bandwidth

DUT Frequency (MHz)	Bandwidth (MHz)	Limit Min (MHz)	Limit Max (MHz)	Band Edge Left (MHz)	Band Edge Right (MHz)
5200.000000	41.400000	---	---	5179.225000	5220.625000

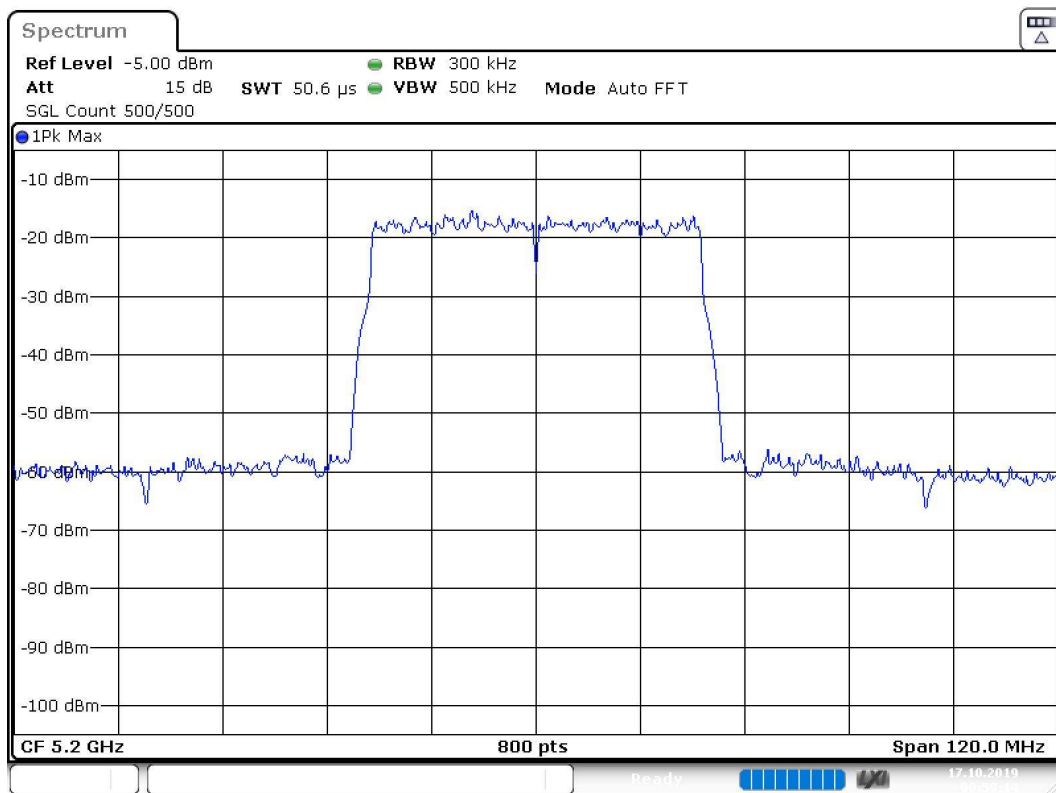
(continuation of the "26 dB Bandwidth" table from column 6 ...)

DUT Frequency (MHz)	Max Level (dBm)	Result
5200.000000	0.4	PASS

26 dB Bandwidth



Bandwidth



Date: 17.OCT.2019 00:59:14

## Measurement

Setting	Instrument Value	Target Value
Start Frequency	5.14000 GHz	5.14000 GHz
Stop Frequency	5.26000 GHz	5.26000 GHz
Span	120.000 MHz	120.000 MHz
RBW	300.000 kHz	~ 400.000 kHz
VBW	500.000 kHz	>= 360.000 kHz
SweepPoints	800	~ 800
Sweeptime	50.625 $\mu$ s	AUTO
Reference Level	-5.000 dBm	-5.000 dBm
Attenuation	15.000 dB	AUTO
Detector	MaxPeak	MaxPeak
SweepCount	500	500
Filter	3 dB	3 dB
Trace Mode	Max Hold	Max Hold
SweepType	FFT	AUTO
Preamp	off	off

---

# Emission Bandwidth 26 dB (5175 MHz; \_\_\_\_\_ (20 dBm); 40 MHz)

Customized settings.

Test according to FCC title 47 part 15 §15.407(a),(e), KDB 789033 D02 General U-NII Test Procedures New Rules v02r01 D and ANSI C63.10-2013

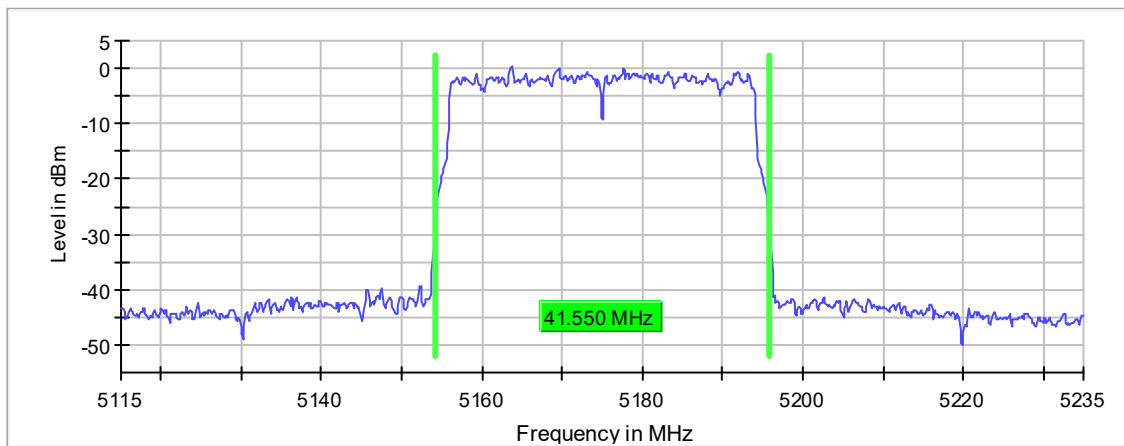
## 26 dB Bandwidth

DUT Frequency (MHz)	Bandwidth (MHz)	Limit Min (MHz)	Limit Max (MHz)	Band Edge Left (MHz)	Band Edge Right (MHz)
5175.000000	41.550000	---	---	5154.225000	5195.775000

(continuation of the "26 dB Bandwidth" table from column 6 ...)

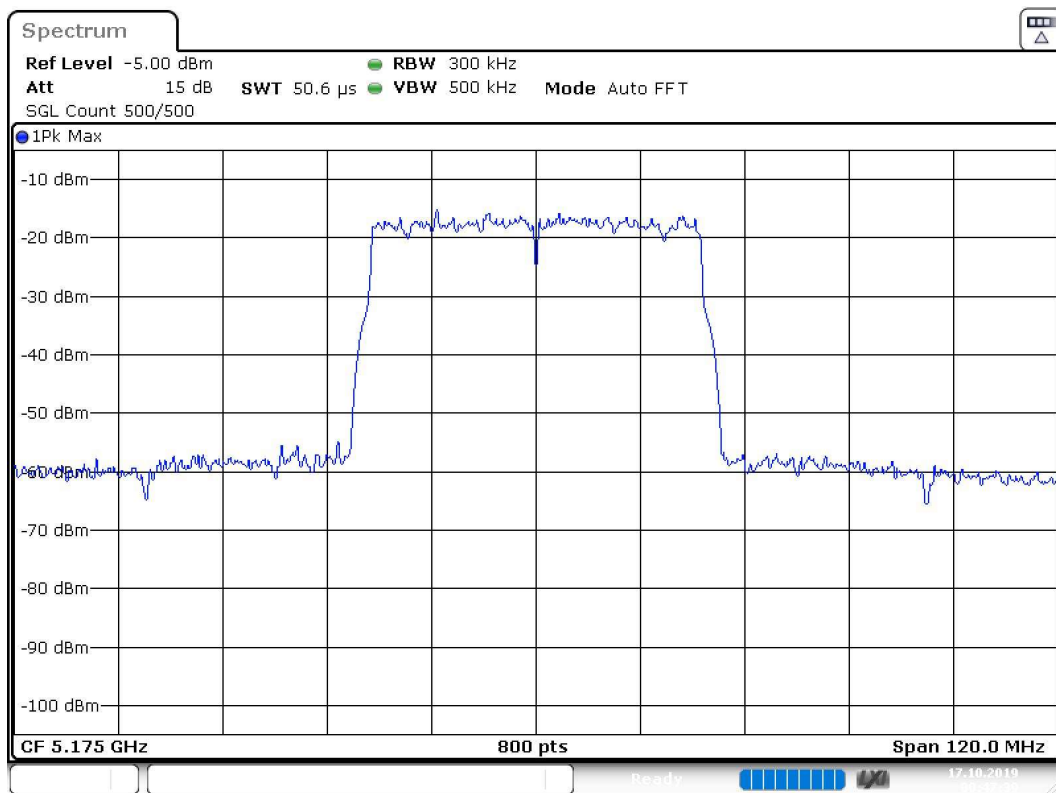
DUT Frequency (MHz)	Max Level (dBm)	Result
5175.000000	0.4	PASS

26 dB Bandwidth



Bandwidth

---



Date: 17.OCT.2019 00:47:40

## Measurement

Setting	Instrument Value	Target Value
Start Frequency	5.11500 GHz	5.11500 GHz
Stop Frequency	5.23500 GHz	5.23500 GHz
Span	120.000 MHz	120.000 MHz
RBW	300.000 kHz	~ 400.000 kHz
VBW	500.000 kHz	>= 360.000 kHz
SweepPoints	800	~ 800
Sweeptime	50.625 $\mu$ s	AUTO
Reference Level	-5.000 dBm	-5.000 dBm
Attenuation	15.000 dB	AUTO
Detector	MaxPeak	MaxPeak
SweepCount	500	500
Filter	3 dB	3 dB
Trace Mode	Max Hold	Max Hold
Sweeptype	FFT	AUTO
Preamp	off	off

# Emission Bandwidth 26 dB (5240 MHz; \_\_\_\_\_ (20 dBm); 20 MHz)

Customized settings.

Test according to FCC title 47 part 15 §15.407(a),(e), KDB 789033 D02 General U-NII Test Procedures New Rules v02r01 D and ANSI C63.10-2013

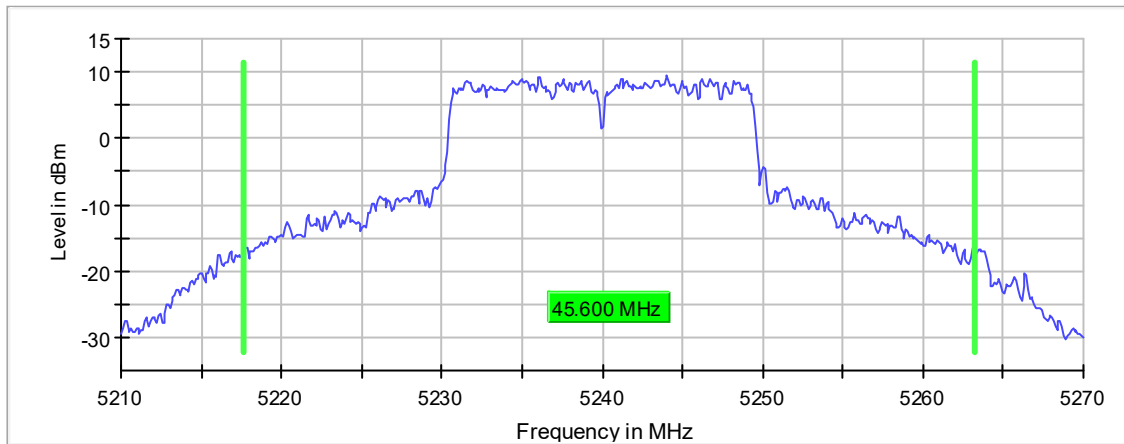
## 26 dB Bandwidth

DUT Frequency (MHz)	Bandwidth (MHz)	Limit Min (MHz)	Limit Max (MHz)	Band Edge Left (MHz)	Band Edge Right (MHz)
5240.000000	45.600000	---	---	5217.650000	5263.250000

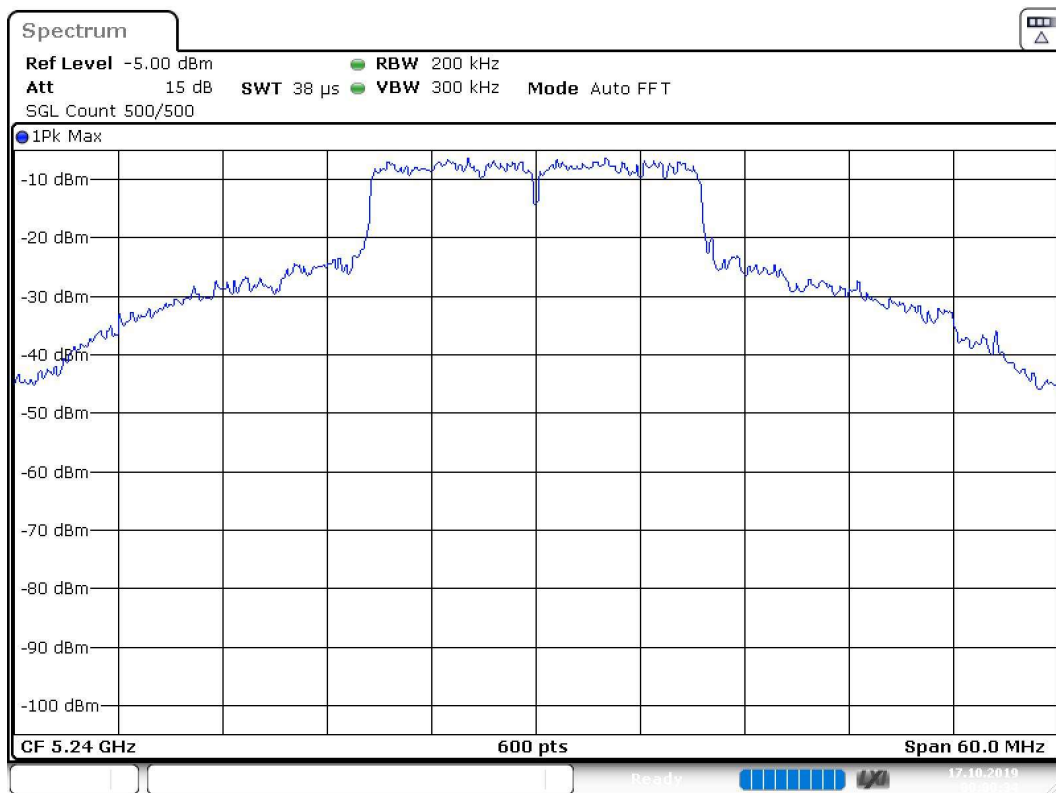
(continuation of the "26 dB Bandwidth" table from column 6 ...)

DUT Frequency (MHz)	Max Level (dBm)	Result
5240.000000	9.3	PASS

26 dB Bandwidth



Bandwidth



Date: 17.OCT.2019 00:00:34

## Measurement

Setting	Instrument Value	Target Value
Start Frequency	5.21000 GHz	5.21000 GHz
Stop Frequency	5.27000 GHz	5.27000 GHz
Span	60.000 MHz	60.000 MHz
RBW	200.000 kHz	~ 200.000 kHz
VBW	300.000 kHz	>= 240.000 kHz
SweepPoints	600	~ 600
Sweptime	37.969 $\mu$ s	AUTO
Reference Level	-5.000 dBm	-5.000 dBm
Attenuation	15.000 dB	AUTO
Detector	MaxPeak	MaxPeak
SweepCount	500	500
Filter	3 dB	3 dB
Trace Mode	Max Hold	Max Hold
SweepType	FFT	AUTO
Preamp	off	off