

Date: 13.AUG.2019 10:13:43

Measurement

Setting	Instrument Value	Target Value
Start Frequency	5.22500 GHz	5.22500 GHz
Stop Frequency	5.32500 GHz	5.32500 GHz
Span	100.000 MHz	100.000 MHz
RBW	500.000 kHz	>= 500.000 kHz
VBW	2.000 MHz	>= 1.500 MHz
SweepPoints	400	~ 400
SweepTime	26.469 μs	AUTO
Reference Level	0.000 dBm	0.000 dBm
Attenuation	10.000 dB	0.000 dB
Detector	MaxPeak	MaxPeak
SweepCount	200	200
Filter	3 dB	3 dB
Trace Mode	Max Hold	Max Hold
SweepType	FFT	AUTO
Preamp	off	off

Tx Spurious Emission (5275 MHz; 50 MHz)

Customized settings.

Test according to FCC title 47 part 15 §15.407(b), KDB 789033 D02 General U-NII Test Procedures New Rules v02r01 II.G.4&5 and ANSI C63.10-2013

Measurement uncertainty calculated in accordance with ETSI TR 100 028-1.
Expanded Uncertainty (K=2) < 1.8 dB

Result

DUT Frequency (MHz)	Result
5275.000000	PASS

Final measurements

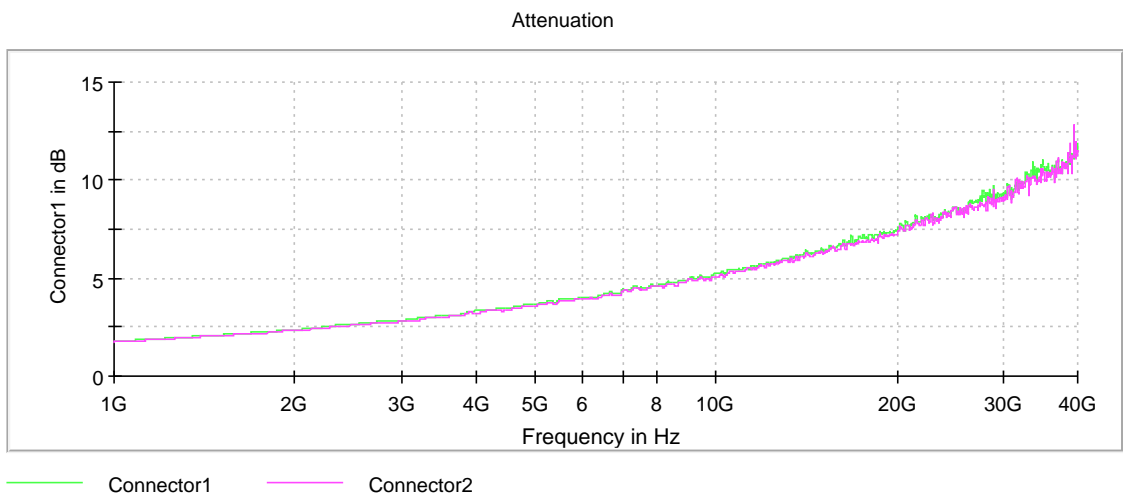
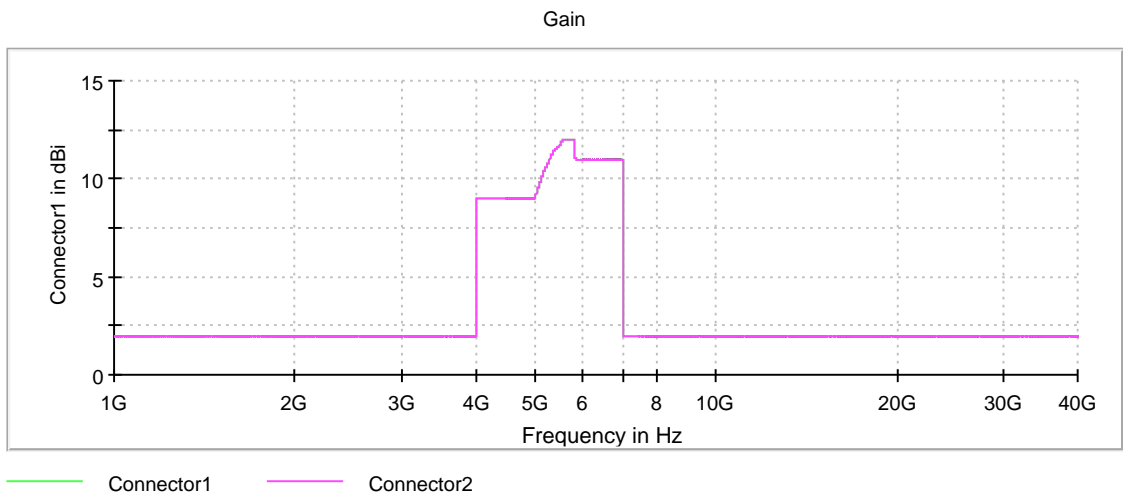
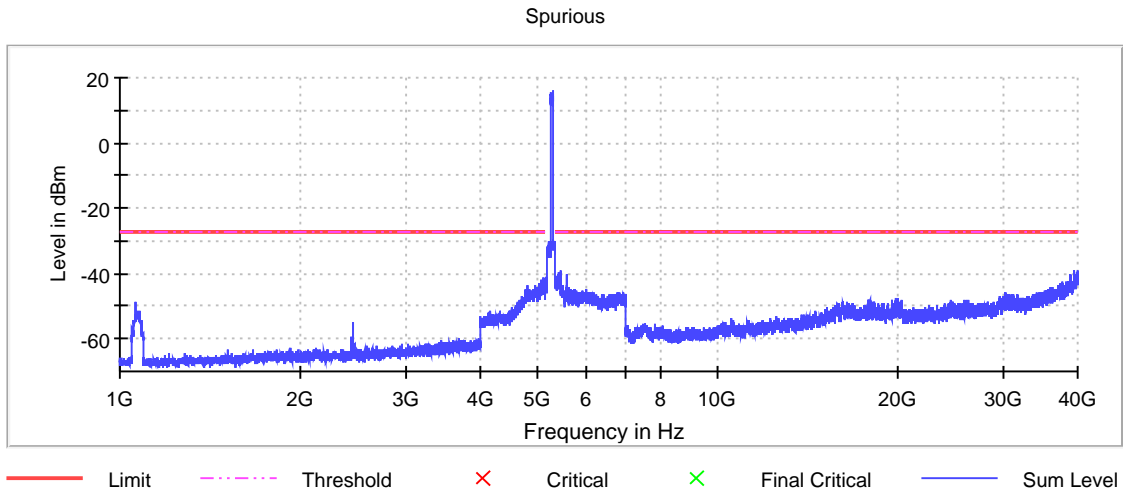
Frequency (MHz)	Level Pre Measurement (dBm)	level (dBm)	Limit (dBm)	Margin (dB)	Result
---	---	---	---	---	---

Pre Measurements

Frequency (MHz)	Level (dBm)	Margin (dB)	Limit (dBm)
5350.250000	-30.8	3.8	-27.0
5351.750000	-30.9	3.9	-27.0
5350.750000	-31.0	4.0	-27.0
5352.250000	-31.2	4.2	-27.0
5351.250000	-31.6	4.6	-27.0
5352.750000	-33.6	6.6	-27.0
5353.250000	-35.1	8.1	-27.0
5353.750000	-35.3	8.3	-27.0
5354.250000	-35.6	8.6	-27.0
5354.750000	-36.3	9.3	-27.0
39919.750000	-39.1	12.1	-27.0
39333.750000	-39.2	12.2	-27.0
5455.750000	-39.2	12.2	-27.0
39919.250000	-39.3	12.3	-27.0
5456.250000	-39.4	12.4	-27.0

Measurement Settings

Start Frequency (MHz)	Stop Frequency (MHz)	Pre Measurement	Final Measurement
1000.000000	5150.000000	2	2
5150.000000	5250.000000	2	2
5250.000000	5350.000000	2	2
5350.000000	5470.000000	2	2
5470.000000	5725.000000	2	2
5725.000000	5850.000000	2	2
5850.000000	7000.000000	2	2
7000.000000	18000.000000	2	2
18000.000000	26000.000000	2	2
26000.000000	40000.000000	2	2



Pre Measurement 2

Setting	Instrument Value	Target Value
RBW	1.000 MHz	≤ 1.000 MHz
VBW	3.000 MHz	≥ 3.000 MHz
SweepPoints	8300	~ 8300
SweepTime	8.300 ms	AUTO
Reference Level	0.000 dBm	AUTO
Attenuation	10.000 dB	10.000 dB
Detector	MaxPeak	MaxPeak
SweepCount	30	30
Filter	3 dB	3 dB
Trace Mode	Max Hold	Max Hold
SweepType	Sweep	AUTO
Preamp	off	off

Emissions in restricted frequency bands (Peak) (5275 MHz; 50 MHz)

Customized settings.

Test according to FCC title 47 part 15 §15.407(b), KDB 789033 D02 General U-NII Test Procedures New Rules v02r01 II.G.1 and ANSI C63.10-2013

Measurement uncertainty calculated in accordance with ETSI TR 100 028-1.
Expanded Uncertainty (K=2) < 1.8 dB

Result

DUT Frequency (MHz)	Result
5275.000000	PASS

Final measurements

Frequency (MHz)	Level Pre Measurement (dBm)	level (dBm)	Limit (dBm)	Margin (dB)	Result
---	---	---	---	---	---

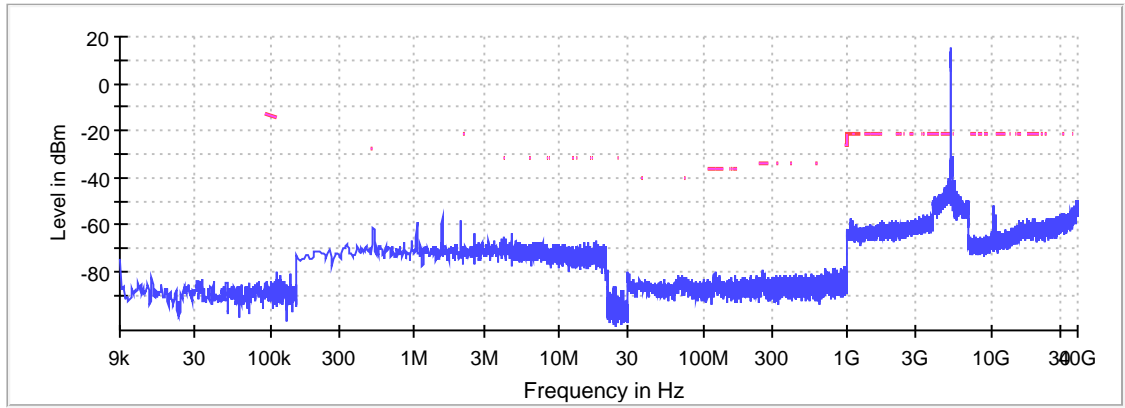
Pre Measurements

Frequency (MHz)	Level (dBm)	Margin (dB)	Limit (dBm)
5352.250000	-35.2	14.0	-21.2
5351.750000	-35.5	14.3	-21.2
5350.000000	-36.1	14.9	-21.2
5350.750000	-36.2	15.0	-21.2
5351.250000	-36.3	15.1	-21.2
5352.750000	-36.5	15.3	-21.2
5350.250000	-37.0	15.8	-21.2
5353.750000	-38.0	16.8	-21.2
5354.250000	-39.3	18.1	-21.2
5353.250000	-39.8	18.6	-21.2
5073.250000	-40.5	19.3	-21.2
5430.750000	-41.2	20.0	-21.2
5096.250000	-41.6	20.4	-21.2
5072.750000	-41.8	20.6	-21.2
5423.250000	-41.9	20.7	-21.2

Measurement Settings

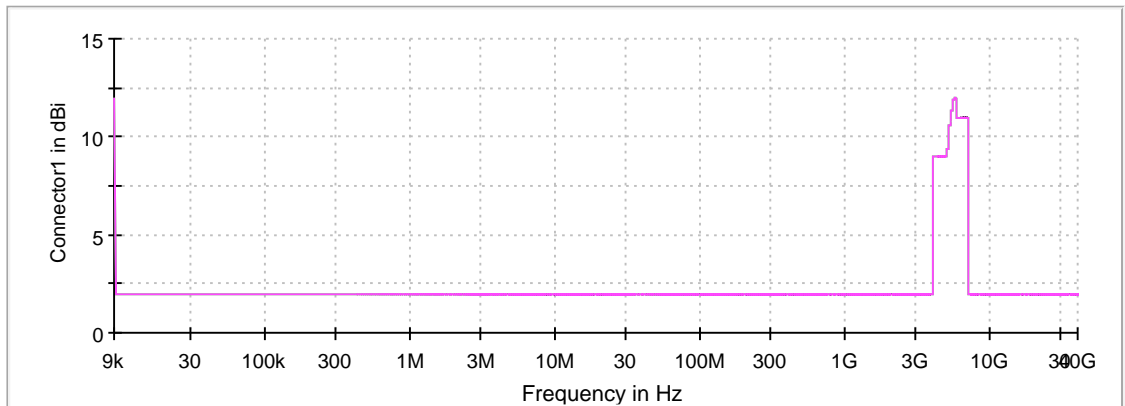
Start Frequency (MHz)	Stop Frequency (MHz)	Pre Measurement	Final Measurement
0.009000	0.150000	1	1
0.150000	30.000000	1	1
30.000000	1000.000000	1	1
1000.000000	5150.000000	1	2
5150.000000	5350.000000	1	2
5350.000000	5470.000000	1	2
5470.000000	5850.000000	1	2
5850.000000	18000.000000	1	2
18000.000000	26000.000000	1	2
26000.000000	40000.000000	1	2

Restricted Band



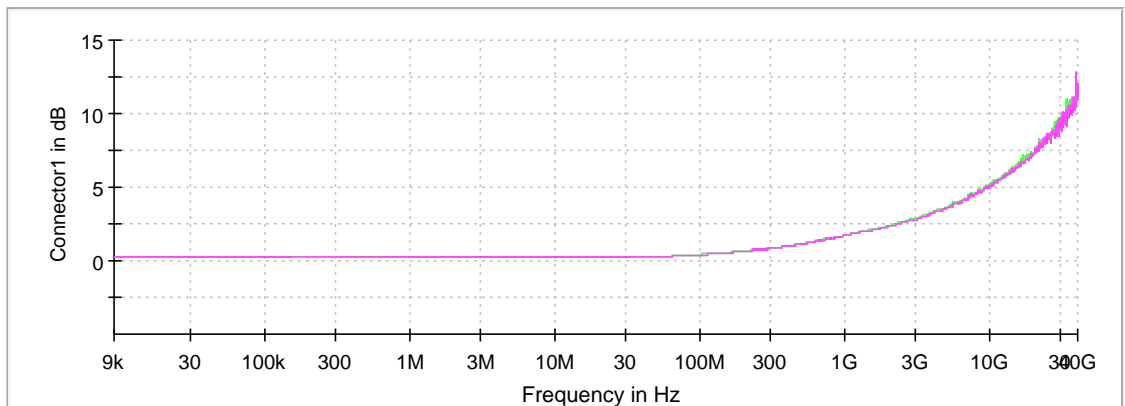
— Limit - - - Threshold × Critical × Final Critical — Sum Level

Gain



— Connector1 — Connector2

Attenuation



— Connector1 — Connector2

Pre Measurement 1

Setting	Instrument Value	Target Value
RBW	300.000 Hz	<= 300.000 Hz
VBW	1.000 kHz	>= 900.000 Hz
SweepPoints	940	~ 940
SweepTime	6.322 ms	AUTO
Reference Level	-5.000 dBm	AUTO
Attenuation	5.000 dB	5.000 dB
Detector	MaxPeak	MaxPeak
SweepCount	3	3
Filter	3 dB	3 dB
Trace Mode	Max Hold	Max Hold
SweepType	FFT	AUTO
Preamp	off	off

Emission Bandwidth 26 dB (5300 MHz; 50 MHz)

Customized settings.

Test according to FCC title 47 part 15 §15.407(a),(e), KDB 789033 D02 General U-NII Test Procedures New Rules v02r01 D and ANSI C63.10-2013

Measurement uncertainty calculated in accordance with ETSI TR 100 028-1.
Expanded Uncertainty (K=2) < 2%

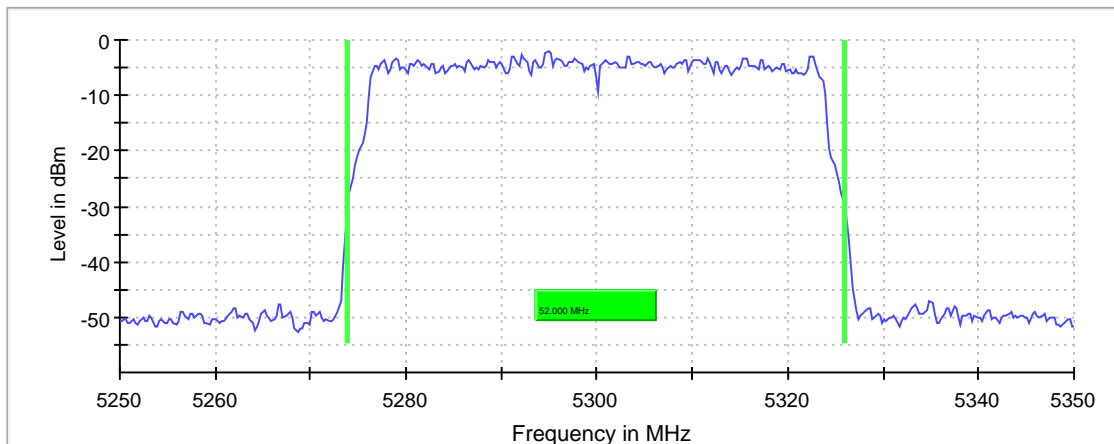
26 dB Bandwidth

DUT Frequency (MHz)	Bandwidth (MHz)	Limit Min (MHz)	Limit Max (MHz)	Band Edge Left (MHz)	Band Edge Right (MHz)
5300.000000	52.000000	---	---	5273.875000	5325.875000

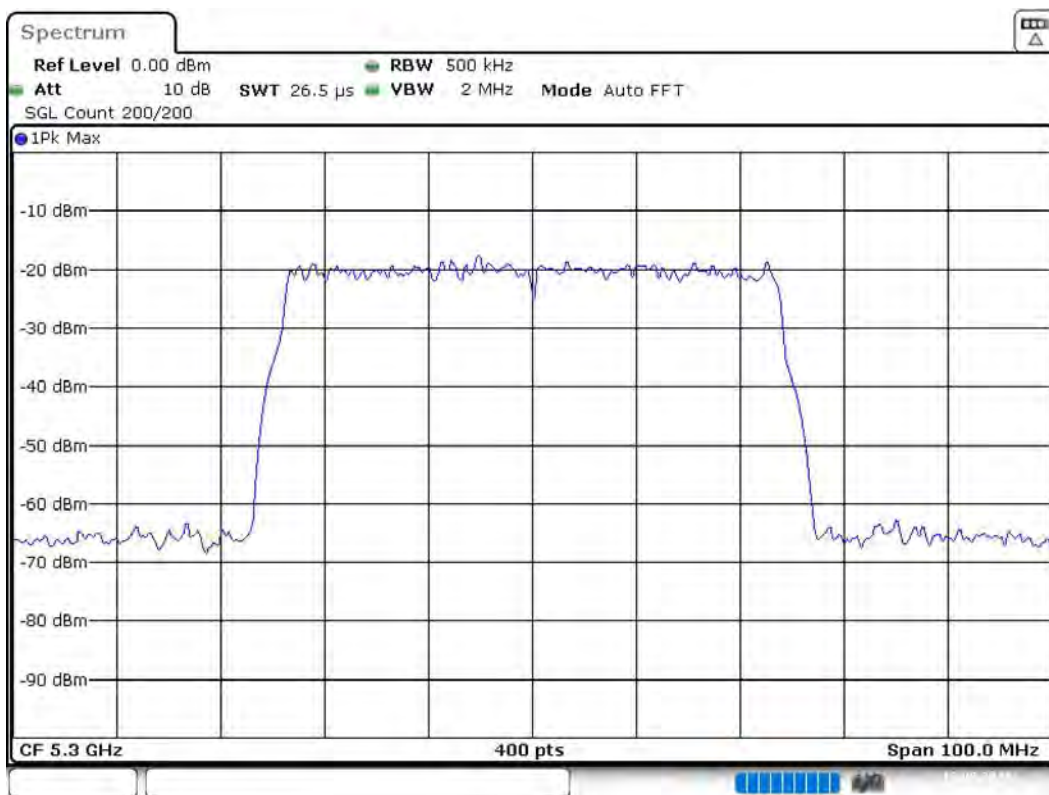
(continuation of the "26 dB Bandwidth" table from column 6 ...)

DUT Frequency (MHz)	Max Level (dBm)	Result
5300.000000	-2.0	PASS

26 dB Bandwidth



Bandwidth



Date: 13.AUG.2019 10:29:18

Measurement

Setting	Instrument Value	Target Value
Start Frequency	5.25000 GHz	5.25000 GHz
Stop Frequency	5.35000 GHz	5.35000 GHz
Span	100.000 MHz	100.000 MHz
RBW	500.000 kHz	~ 500.000 kHz
VBW	2.000 MHz	>= 1.500 MHz
SweepPoints	400	~ 400
SweepTime	26.469 μ s	AUTO
Reference Level	0.000 dBm	0.000 dBm
Attenuation	10.000 dB	0.000 dB
Detector	MaxPeak	MaxPeak
SweepCount	200	200
Filter	3 dB	3 dB
Trace Mode	Max Hold	Max Hold
SweepType	FFT	AUTO
Preamp	off	off

RF output power (5300 MHz; 50 MHz)

Customized settings.

Test according to FCC title 47 part 15 §15.407(a), KDB 789033 D02 General U-NII Test Procedures New Rules v02r01 II.E and ANSI C63.10-2013

Measurement uncertainty calculated in accordance with ETSI TR 100 028-1.
Expanded Combined Uncertainty of absolute Level Measurement (K=2) < 1 dB

Result

DUT Frequency (MHz)	Gated RMS (dBm)	Limit Max (dBm)	Gated EIRP (dBm)	DutyCycle (%)	Result
5300.000000	24.2	---	24.2	99.709	PASS

Power Spectral Density (5300 MHz; 50 MHz)

Customized settings.

Test according to FCC title 47 part 15 §15.407(a), KDB 789033 D02 General U-NII Test Procedures New Rules v02r01 II.F and ANSI C63.10-2013

Measurement uncertainty calculated in accordance with ETSI TR 100 028-1.
Expanded Uncertainty (K=2) < 1.3 dB

Result

DUT Frequency (MHz)	Frequency (MHz)	PSD (dBm)	Limit Max (dBm)	Result
5300.000000	5301.980198	-3.417	6.0	PASS

Ports

Port	Duty Cycle (%)
1	0.000
2	0.000

Measurement

Setting	Instrument Value	Target Value
Start Frequency	5.27500 GHz	5.27500 GHz
Stop Frequency	5.32500 GHz	5.32500 GHz
Span	50.000 MHz	50.000 MHz
RBW	1.000 MHz	<= 1.000 MHz
VBW	3.000 MHz	>= 3.000 MHz
SweepPoints	101	~ 100
SweepTime	2.020 ms	2.020 ms
Reference Level	10.000 dBm	10.000 dBm
Attenuation	30.000 dB	AUTO
Detector	RMS	RMS
SweepCount	100	100
Filter	3 dB	3 dB
Trace Mode	Max Hold	Max Hold
SweepType	Sweep	AUTO
Preamp	off	off

Occupied Channel Bandwidth 99% (5300 MHz; 50 MHz)

Customized settings.

Test according to FCC title 47 part 15 §15.407(a),(e), KDB 789033 D02 General U-NII Test Procedures New Rules v02r01 D and ANSI C63.10-2013

Measurement uncertainty calculated in accordance with ETSI TR 100 028-1.
Expanded Uncertainty (K=2) < 2%

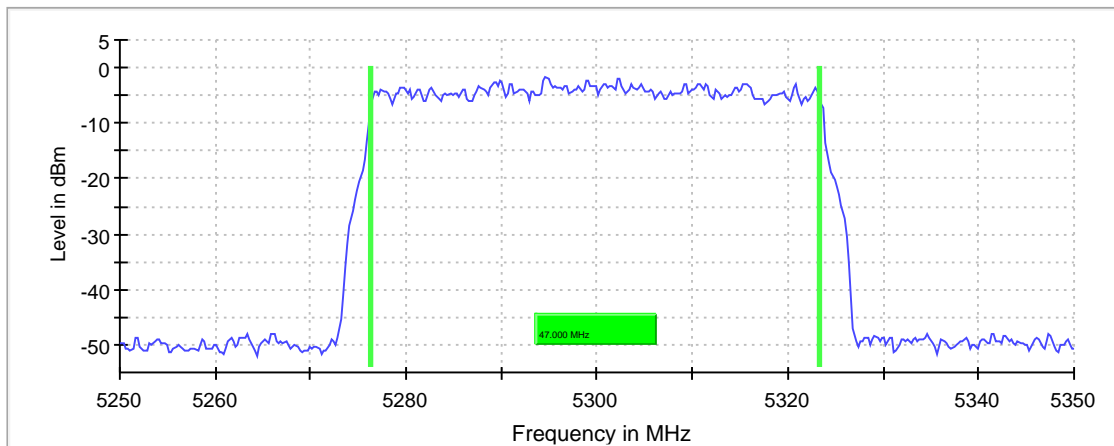
99 % Bandwidth

DUT Frequency (MHz)	Bandwidth (MHz)	Limit Min (MHz)	Limit Max (MHz)	Band Edge Left (MHz)	Band Edge Right (MHz)
5300.000000	47.000000	---	---	5276.375000	5323.375000

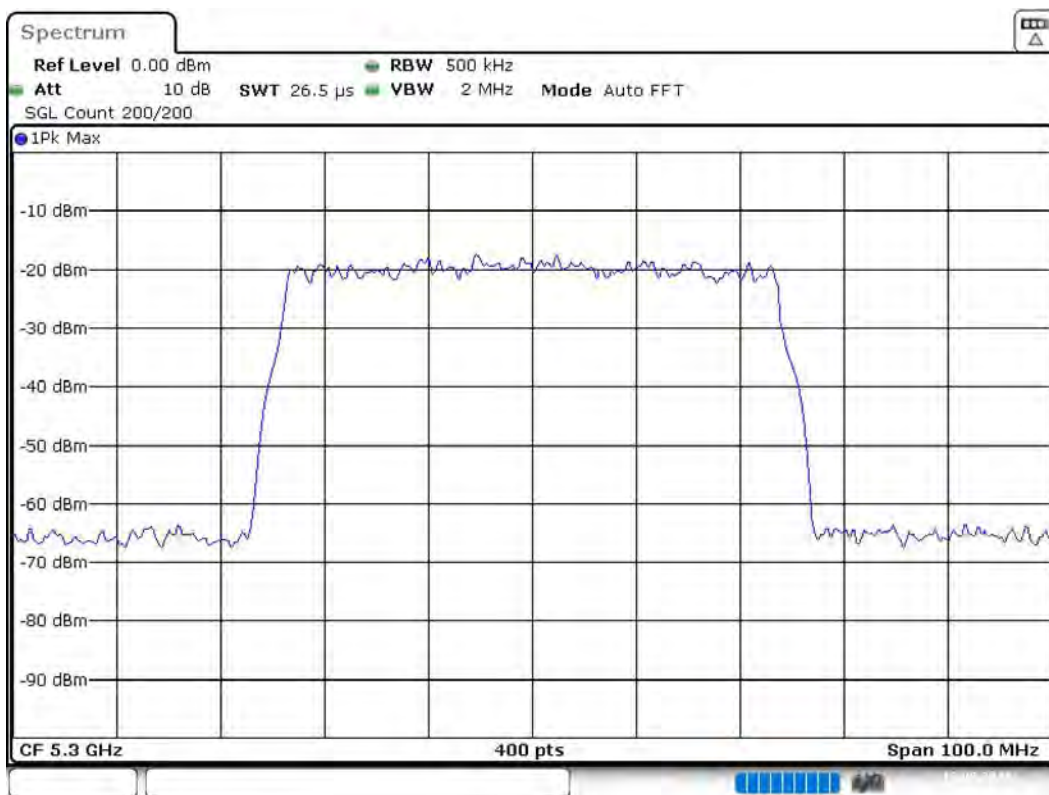
(continuation of the "99 % Bandwidth" table from column 6 ...)

DUT Frequency (MHz)	Result
5300.000000	PASS

99 % Bandwidth



Bandwidth



Date: 13.AUG.2019 10:30:08

Measurement

Setting	Instrument Value	Target Value
Start Frequency	5.25000 GHz	5.25000 GHz
Stop Frequency	5.35000 GHz	5.35000 GHz
Span	100.000 MHz	100.000 MHz
RBW	500.000 kHz	\geq 500.000 kHz
VBW	2.000 MHz	\geq 1.500 MHz
SweepPoints	400	\sim 400
SweepTime	26.469 μ s	AUTO
Reference Level	0.000 dBm	0.000 dBm
Attenuation	10.000 dB	0.000 dB
Detector	MaxPeak	MaxPeak
SweepCount	200	200
Filter	3 dB	3 dB
Trace Mode	Max Hold	Max Hold
SweepType	FFT	AUTO
Preamp	off	off

Emissions in restricted frequency bands (Peak) (5300 MHz; 50 MHz)

Customized settings.

Test according to FCC title 47 part 15 §15.407(b), KDB 789033 D02 General U-NII Test Procedures New Rules v02r01 II.G.1 and ANSI C63.10-2013

Measurement uncertainty calculated in accordance with ETSI TR 100 028-1.
Expanded Uncertainty (K=2) < 1.8 dB

Result

DUT Frequency (MHz)	Result
5300.000000	PASS

Final measurements

Frequency (MHz)	Level Pre Measurement (dBm)	level (dBm)	Limit (dBm)	Margin (dB)	Result
---	---	---	---	---	---

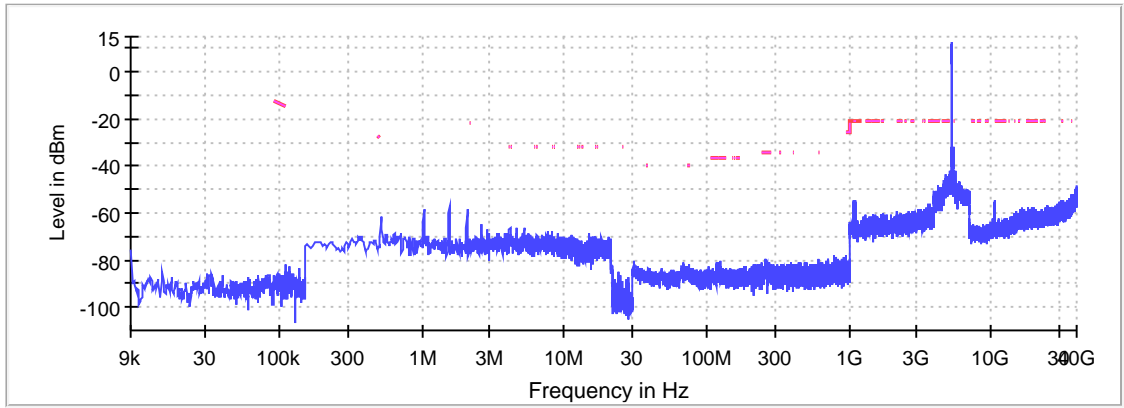
Pre Measurements

Frequency (MHz)	Level (dBm)	Margin (dB)	Limit (dBm)
5375.250000	-32.1	10.9	-21.2
5374.750000	-32.1	10.9	-21.2
5366.750000	-33.0	11.8	-21.2
5366.250000	-33.1	11.9	-21.2
5354.250000	-33.6	12.4	-21.2
5374.250000	-33.8	12.6	-21.2
5350.250000	-33.9	12.7	-21.2
5350.000000	-33.9	12.7	-21.2
5369.750000	-34.0	12.8	-21.2
5372.750000	-34.1	12.9	-21.2
5367.250000	-34.2	13.0	-21.2
5367.750000	-34.3	13.1	-21.2
5375.750000	-34.4	13.2	-21.2
5361.750000	-34.5	13.3	-21.2
5354.750000	-34.6	13.4	-21.2

Measurement Settings

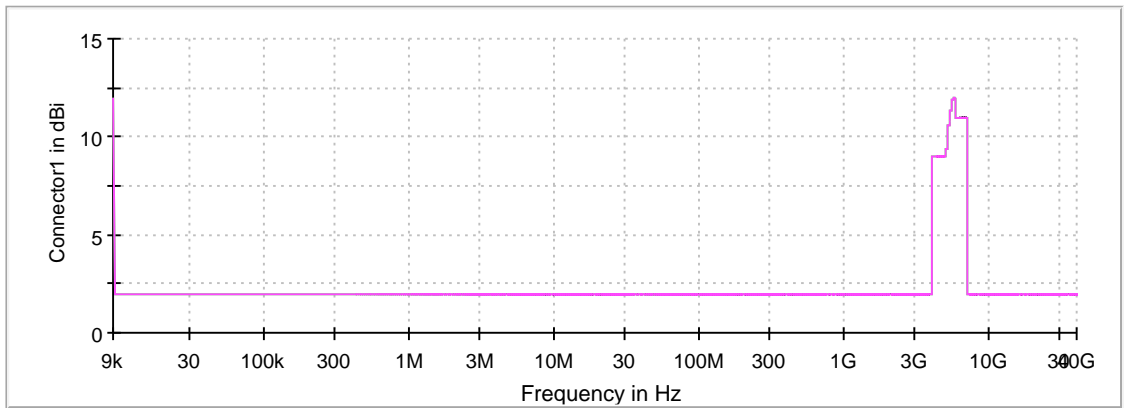
Start Frequency (MHz)	Stop Frequency (MHz)	Pre Measurement	Final Measurement
0.009000	0.150000	1	1
0.150000	30.000000	1	1
30.000000	1000.000000	1	1
1000.000000	5150.000000	1	2
5150.000000	5350.000000	1	2
5350.000000	5470.000000	1	2
5470.000000	5850.000000	1	2
5850.000000	18000.000000	1	2
18000.000000	26000.000000	1	2
26000.000000	40000.000000	1	2

Restricted Band



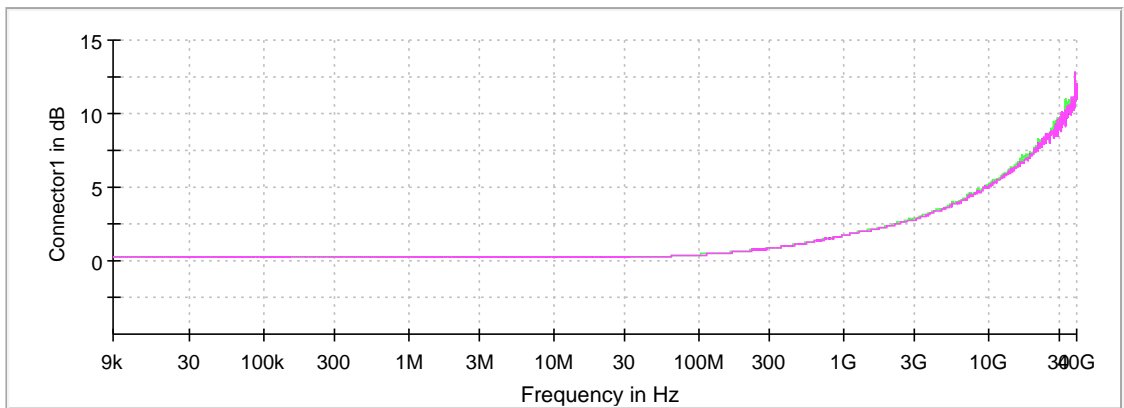
— Limit - - - Threshold × Critical × Final Critical — Sum Level

Gain



— Connector1 — Connector2

Attenuation



— Connector1 — Connector2

Pre Measurement 1

Setting	Instrument Value	Target Value
RBW	300.000 Hz	<= 300.000 Hz
VBW	1.000 kHz	>= 900.000 Hz
SweepPoints	940	~ 940
SweepTime	6.322 ms	AUTO
Reference Level	-5.000 dBm	AUTO
Attenuation	5.000 dB	5.000 dB
Detector	MaxPeak	MaxPeak
SweepCount	3	3
Filter	3 dB	3 dB
Trace Mode	Max Hold	Max Hold
SweepType	FFT	AUTO
Preamp	off	off

Emission Bandwidth 26 dB (5320 MHz; 50 MHz)

Customized settings.

Test according to FCC title 47 part 15 §15.407(a),(e), KDB 789033 D02 General U-NII Test Procedures New Rules v02r01 D and ANSI C63.10-2013

Measurement uncertainty calculated in accordance with ETSI TR 100 028-1.
Expanded Uncertainty (K=2) < 2%

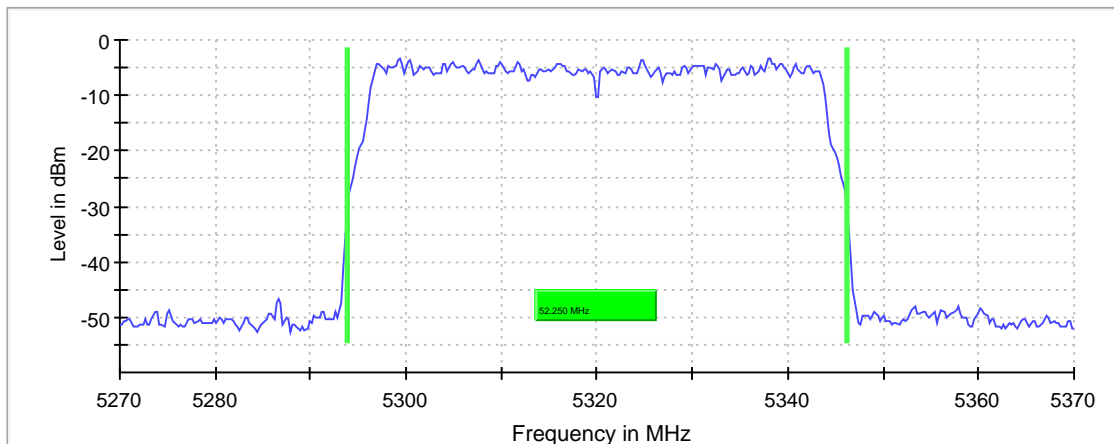
26 dB Bandwidth

DUT Frequency (MHz)	Bandwidth (MHz)	Limit Min (MHz)	Limit Max (MHz)	Band Edge Left (MHz)	Band Edge Right (MHz)
5320.000000	52.250000	---	---	5293.875000	5346.125000

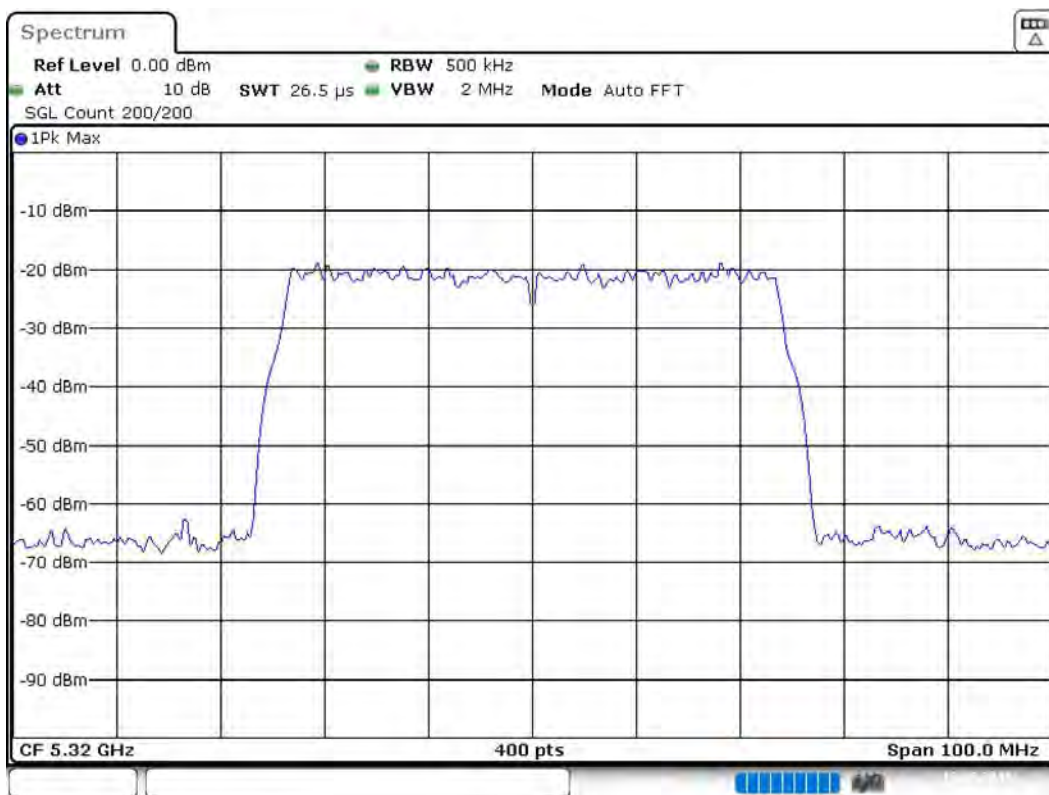
(continuation of the "26 dB Bandwidth" table from column 6 ...)

DUT Frequency (MHz)	Max Level (dBm)	Result
5320.000000	-3.2	PASS

26 dB Bandwidth



Bandwidth



Date: 13.AUG.2019 10:41:49

Measurement

Setting	Instrument Value	Target Value
Start Frequency	5.27000 GHz	5.27000 GHz
Stop Frequency	5.37000 GHz	5.37000 GHz
Span	100.000 MHz	100.000 MHz
RBW	500.000 kHz	~ 500.000 kHz
VBW	2.000 MHz	>= 1.500 MHz
SweepPoints	400	~ 400
Sweeptime	26.469 μ s	AUTO
Reference Level	0.000 dBm	0.000 dBm
Attenuation	10.000 dB	0.000 dB
Detector	MaxPeak	MaxPeak
SweepCount	200	200
Filter	3 dB	3 dB
Trace Mode	Max Hold	Max Hold
Sweeptype	FFT	AUTO
Preamp	off	off

RF output power (5320 MHz; 50 MHz)

Customized settings.

Test according to FCC title 47 part 15 §15.407(a), KDB 789033 D02 General U-NII Test Procedures New Rules v02r01 II.E and ANSI C63.10-2013

Measurement uncertainty calculated in accordance with ETSI TR 100 028-1.
Expanded Combined Uncertainty of absolute Level Measurement (K=2) < 1 dB

Result

DUT Frequency (MHz)	Gated RMS (dBm)	Limit Max (dBm)	Gated EIRP (dBm)	DutyCycle (%)	Result
5320.000000	23.6	---	23.6	99.710	PASS

Power Spectral Density (5320 MHz; 50 MHz)

Customized settings.

Test according to FCC title 47 part 15 §15.407(a), KDB 789033 D02 General U-NII Test Procedures New Rules v02r01 II.F and ANSI C63.10-2013

Measurement uncertainty calculated in accordance with ETSI TR 100 028-1.
Expanded Uncertainty (K=2) < 1.3 dB

Result

DUT Frequency (MHz)	Frequency (MHz)	PSD (dBm)	Limit Max (dBm)	Result
5320.000000	5309.603960	-4.657	5.9	PASS

Ports

Port	Duty Cycle (%)
1	0.000
2	0.000

Measurement

Setting	Instrument Value	Target Value
Start Frequency	5.29500 GHz	5.29500 GHz
Stop Frequency	5.34500 GHz	5.34500 GHz
Span	50.000 MHz	50.000 MHz
RBW	1.000 MHz	<= 1.000 MHz
VBW	3.000 MHz	>= 3.000 MHz
SweepPoints	101	~ 100
SweepTime	2.020 ms	2.020 ms
Reference Level	10.000 dBm	10.000 dBm
Attenuation	30.000 dB	AUTO
Detector	RMS	RMS
SweepCount	100	100
Filter	3 dB	3 dB
Trace Mode	Max Hold	Max Hold
SweepType	Sweep	AUTO
Preamp	off	off

Occupied Channel Bandwidth 99% (5320 MHz; 50 MHz)

Customized settings.

Test according to FCC title 47 part 15 §15.407(a),(e), KDB 789033 D02 General U-NII Test Procedures New Rules v02r01 D and ANSI C63.10-2013

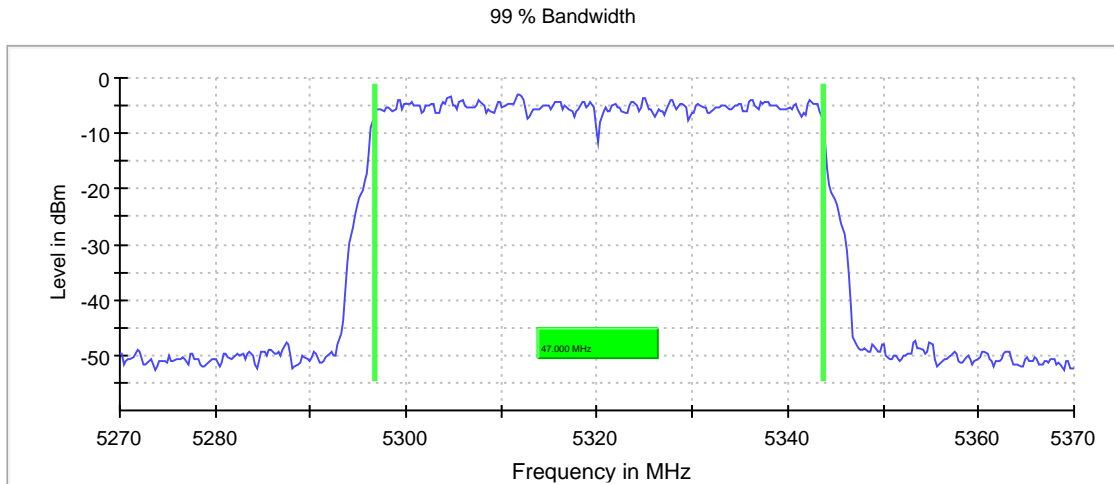
Measurement uncertainty calculated in accordance with ETSI TR 100 028-1.
Expanded Uncertainty (K=2) < 2%

99 % Bandwidth

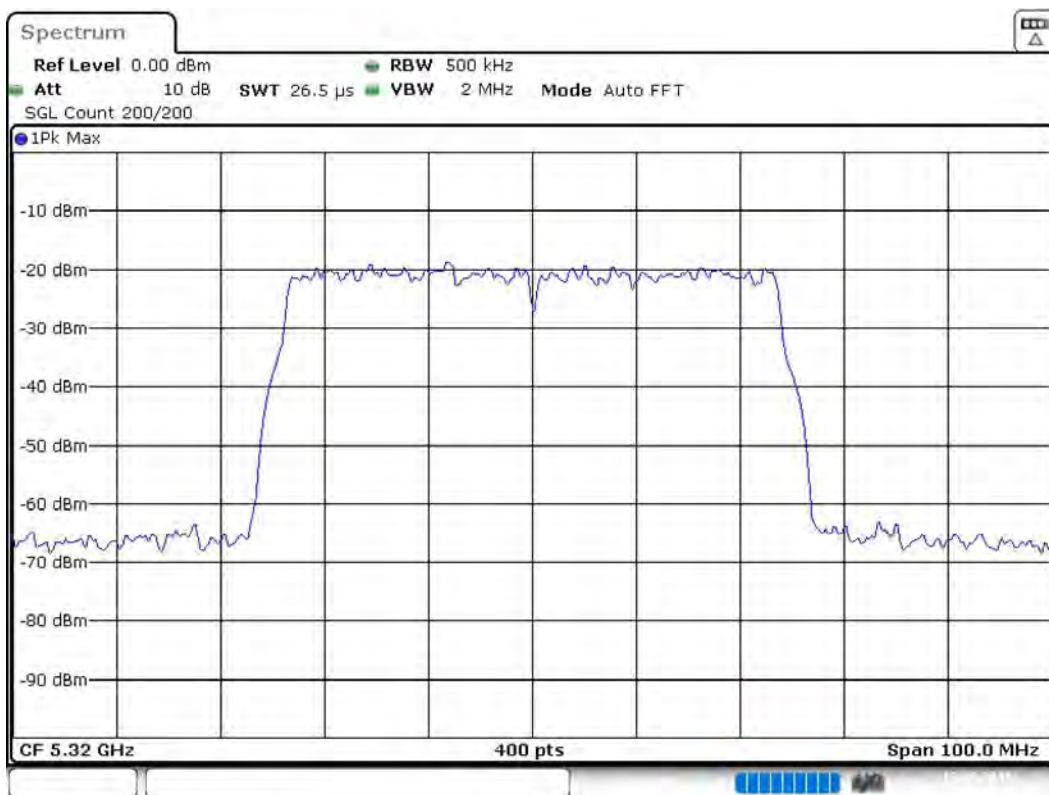
DUT Frequency (MHz)	Bandwidth (MHz)	Limit Min (MHz)	Limit Max (MHz)	Band Edge Left (MHz)	Band Edge Right (MHz)
5320.000000	47.000000	---	---	5296.625000	5343.625000

(continuation of the "99 % Bandwidth" table from column 6 ...)

DUT Frequency (MHz)	Result
5320.000000	PASS



Bandwidth



Date: 13.AUG.2019 10:42:41

Measurement

Setting	Instrument Value	Target Value
Start Frequency	5.27000 GHz	5.27000 GHz
Stop Frequency	5.37000 GHz	5.37000 GHz
Span	100.000 MHz	100.000 MHz
RBW	500.000 kHz	>= 500.000 kHz
VBW	2.000 MHz	>= 1.500 MHz
SweepPoints	400	~ 400
Sweeptime	26.469 μs	AUTO
Reference Level	0.000 dBm	0.000 dBm
Attenuation	10.000 dB	0.000 dB
Detector	MaxPeak	MaxPeak
SweepCount	200	200
Filter	3 dB	3 dB
Trace Mode	Max Hold	Max Hold
Sweeptype	FFT	AUTO
Preamp	off	off

Tx Spurious Emission (5320 MHz; 50 MHz)

Customized settings.

Test according to FCC title 47 part 15 §15.407(b), KDB 789033 D02 General U-NII Test Procedures New Rules v02r01 II.G.4&5 and ANSI C63.10-2013

Measurement uncertainty calculated in accordance with ETSI TR 100 028-1.
Expanded Uncertainty (K=2) < 1.8 dB

Result

DUT Frequency (MHz)	Result
5320.000000	PASS

Final measurements

Frequency (MHz)	Level Pre Measurement (dBm)	level (dBm)	Limit (dBm)	Margin (dB)	Result
---	---	---	---	---	---

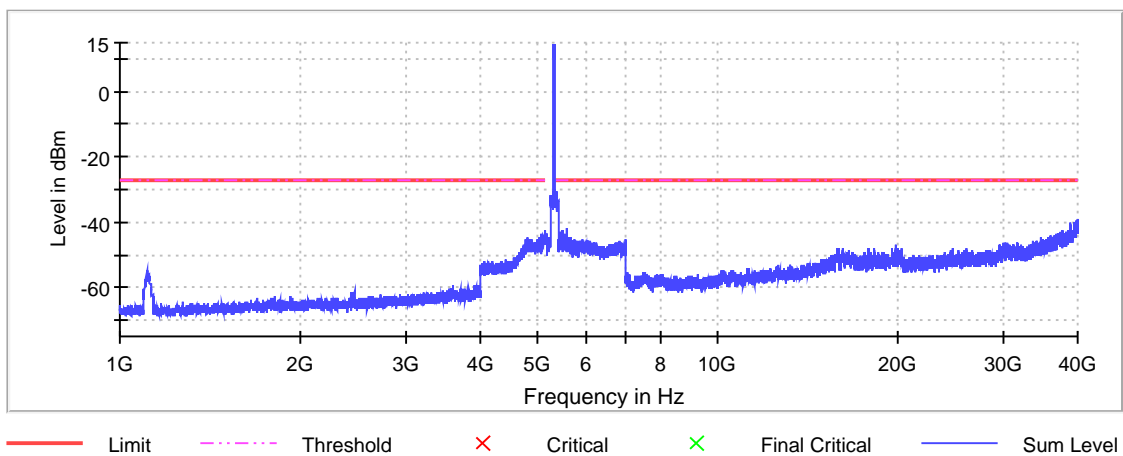
Pre Measurements

Frequency (MHz)	Level (dBm)	Margin (dB)	Limit (dBm)
5355.250000	-30.2	3.2	-27.0
5354.750000	-30.5	3.5	-27.0
5367.250000	-30.5	3.5	-27.0
5367.750000	-30.9	3.9	-27.0
5360.250000	-30.9	3.9	-27.0
5355.750000	-31.1	4.1	-27.0
5360.750000	-31.3	4.3	-27.0
5366.750000	-31.3	4.3	-27.0
5359.250000	-31.5	4.5	-27.0
5359.750000	-31.5	4.5	-27.0
5353.250000	-31.6	4.6	-27.0
5386.750000	-31.6	4.6	-27.0
5381.250000	-31.6	4.6	-27.0
5370.250000	-31.8	4.8	-27.0
5356.750000	-31.8	4.8	-27.0

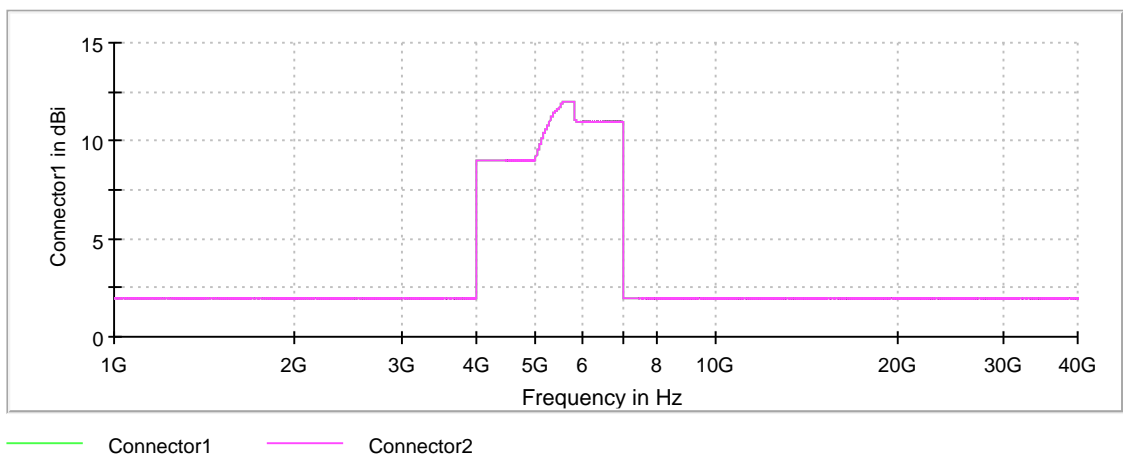
Measurement Settings

Start Frequency (MHz)	Stop Frequency (MHz)	Pre Measurement	Final Measurement
1000.000000	5150.000000	2	2
5150.000000	5250.000000	2	2
5250.000000	5350.000000	2	2
5350.000000	5470.000000	2	2
5470.000000	5725.000000	2	2
5725.000000	5850.000000	2	2
5850.000000	7000.000000	2	2
7000.000000	18000.000000	2	2
18000.000000	26000.000000	2	2
26000.000000	40000.000000	2	2

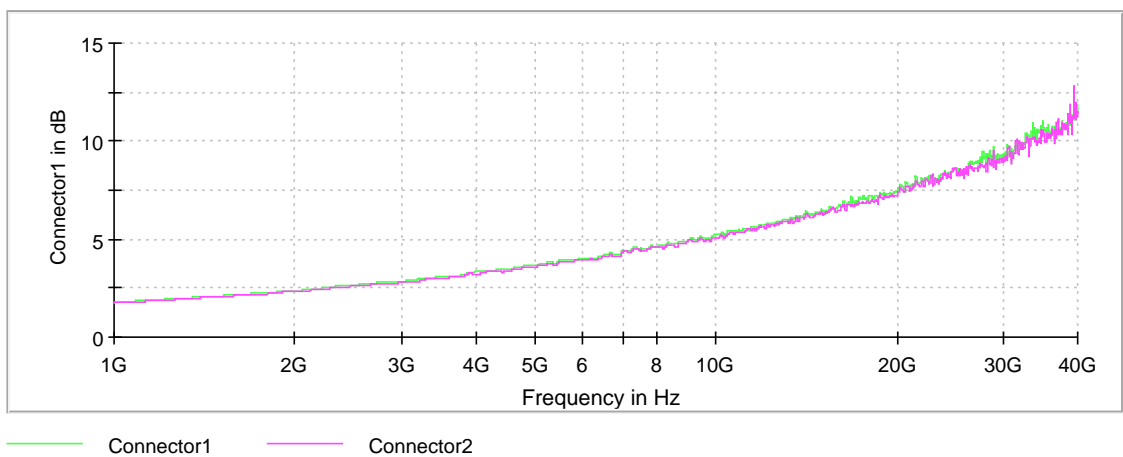
Spurious



Gain



Attenuation



Pre Measurement 2

Setting	Instrument Value	Target Value
RBW	1.000 MHz	<= 1.000 MHz
VBW	3.000 MHz	>= 3.000 MHz
SweepPoints	8300	~ 8300
SweepTime	8.300 ms	AUTO
Reference Level	0.000 dBm	AUTO
Attenuation	10.000 dB	10.000 dB
Detector	MaxPeak	MaxPeak
SweepCount	30	30
Filter	3 dB	3 dB
Trace Mode	Max Hold	Max Hold
SweepType	Sweep	AUTO
Preamp	off	off

Emissions in restricted frequency bands (Peak) (5320 MHz; 50 MHz)

Customized settings.

Test according to FCC title 47 part 15 §15.407(b), KDB 789033 D02 General U-NII Test Procedures New Rules v02r01 II.G.1 and ANSI C63.10-2013

Measurement uncertainty calculated in accordance with ETSI TR 100 028-1.
Expanded Uncertainty (K=2) < 1.8 dB

Result

DUT Frequency (MHz)	Result
5320.000000	PASS

Final measurements

Frequency (MHz)	Level Pre Measurement (dBm)	level (dBm)	Limit (dBm)	Margin (dB)	Result
---	---	---	---	---	---

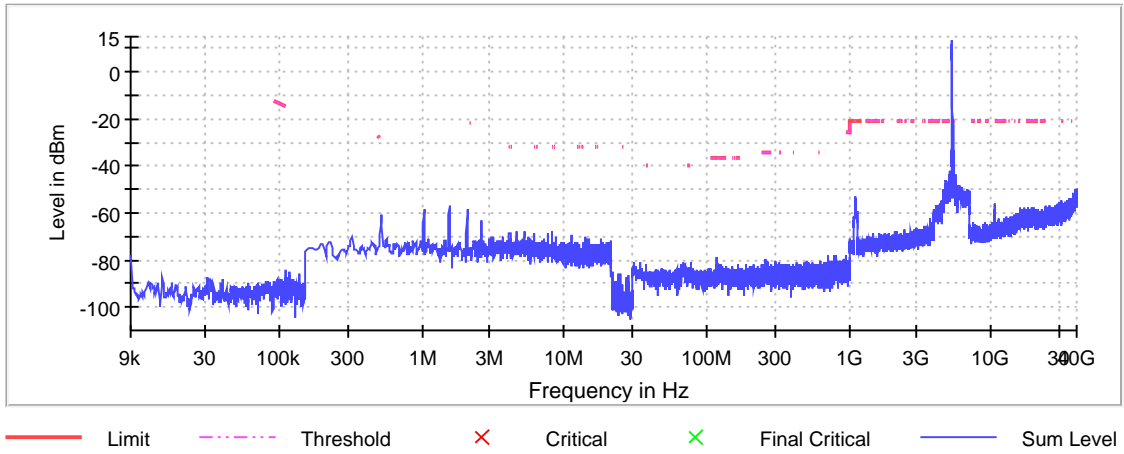
Pre Measurements

Frequency (MHz)	Level (dBm)	Margin (dB)	Limit (dBm)
5365.750000	-33.1	11.9	-21.2
5367.250000	-33.3	12.1	-21.2
5357.750000	-33.3	12.1	-21.2
5365.250000	-33.3	12.1	-21.2
5366.750000	-33.3	12.1	-21.2
5357.250000	-33.7	12.5	-21.2
5356.750000	-33.9	12.7	-21.2
5380.250000	-33.9	12.7	-21.2
5379.750000	-34.2	13.0	-21.2
5358.250000	-34.3	13.1	-21.2
5389.250000	-34.4	13.2	-21.2
5378.750000	-34.6	13.4	-21.2
5367.750000	-34.6	13.4	-21.2
5379.250000	-34.7	13.5	-21.2
5371.250000	-34.8	13.6	-21.2

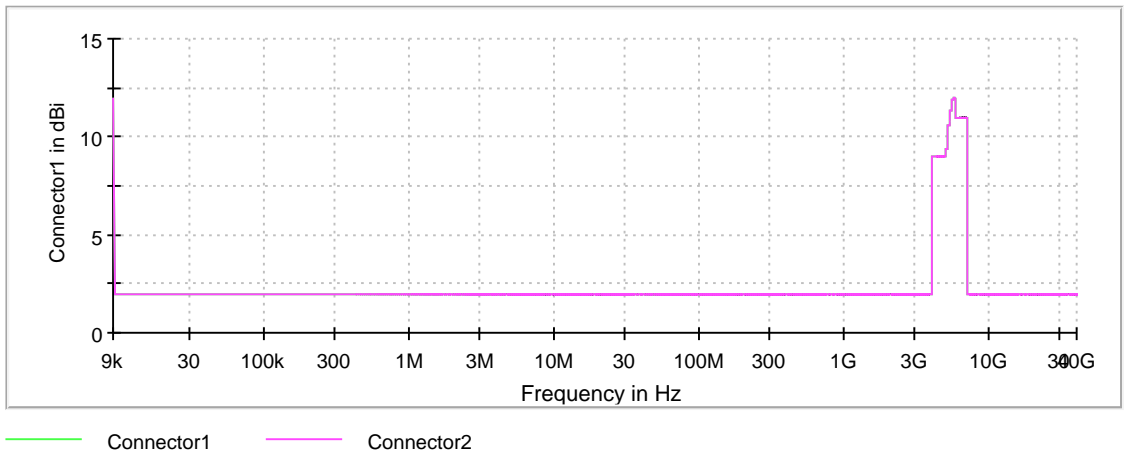
Measurement Settings

Start Frequency (MHz)	Stop Frequency (MHz)	Pre Measurement	Final Measurement
0.009000	0.150000	1	1
0.150000	30.000000	1	1
30.000000	1000.000000	1	1
1000.000000	5150.000000	1	2
5150.000000	5350.000000	1	2
5350.000000	5470.000000	1	2
5470.000000	5850.000000	1	2
5850.000000	18000.000000	1	2
18000.000000	26000.000000	1	2
26000.000000	40000.000000	1	2

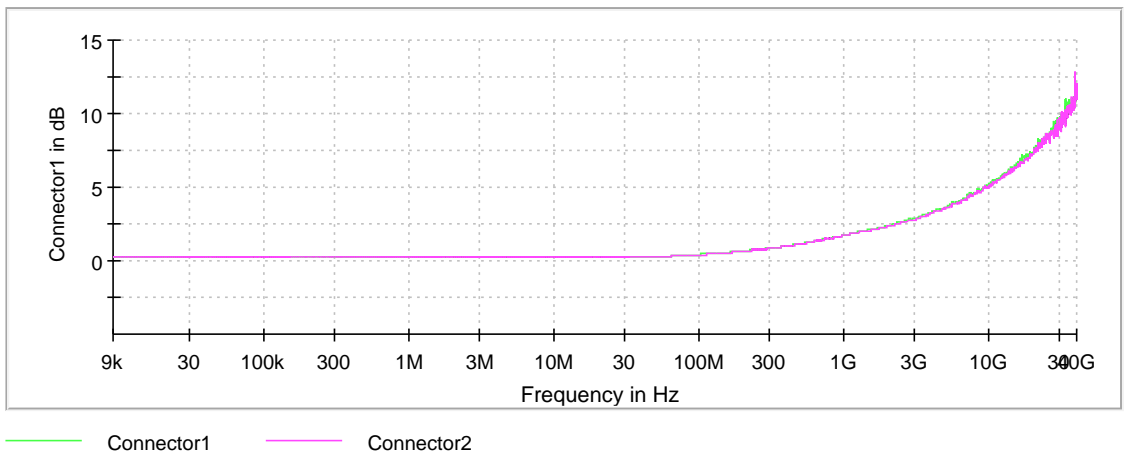
Restricted Band



Gain



Attenuation



Pre Measurement 1

Setting	Instrument Value	Target Value
RBW	300.000 Hz	<= 300.000 Hz
VBW	1.000 kHz	>= 900.000 Hz
SweepPoints	940	~ 940
SweepTime	6.322 ms	AUTO
Reference Level	-5.000 dBm	AUTO
Attenuation	5.000 dB	5.000 dB
Detector	MaxPeak	MaxPeak
SweepCount	3	3
Filter	3 dB	3 dB
Trace Mode	Max Hold	Max Hold
SweepType	FFT	AUTO
Preamp	off	off

Emissions in restricted frequency bands (Average) (5300 MHz;10 MHz)

Customized settings.

Test according to FCC title 47 part 15 §15.407(b), KDB 789033 D02 General U-NII Test Procedures New Rules v02r01 II.G.1 and ANSI C63.10-2013

Measurement uncertainty calculated in accordance with ETSI TR 100 028-1.
Expanded Uncertainty (K=2) < 1.8 dB

Result

DUT Frequency (MHz)	Result
5300.000000	PASS

Final measurements

Frequency (MHz)	Level Pre Measurement (dBm)	level (dBm)	Limit (dBm)	Margin (dB)	Result
---	---	---	---	---	---

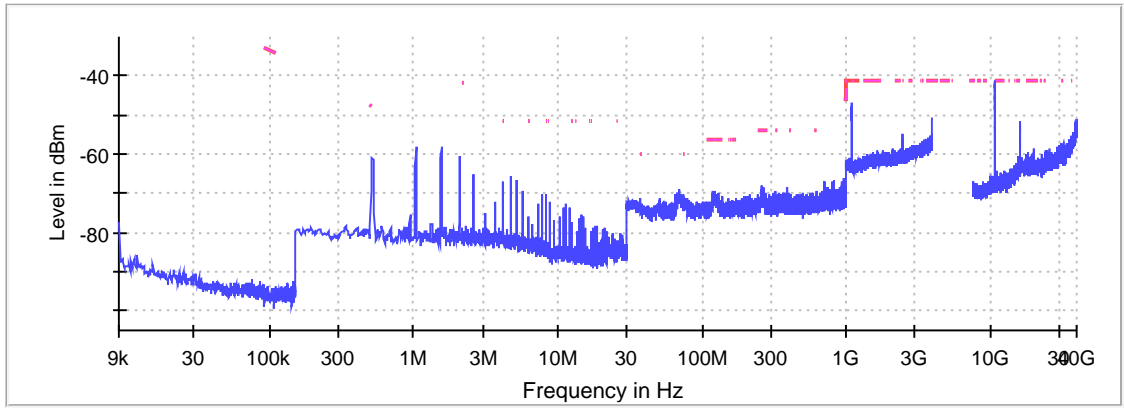
Pre Measurements

Frequency (MHz)	Level (dBm)	Margin (dB)	Limit (dBm)
10600.750000	-41.6	0.4	-41.2
10601.750000	-42.1	0.9	-41.2
10600.250000	-42.4	1.2	-41.2
10602.250000	-42.7	1.5	-41.2
10601.250000	-43.2	2.0	-41.2
10602.750000	-43.8	2.6	-41.2
10603.250000	-43.8	2.6	-41.2
10603.750000	-44.3	3.1	-41.2
10606.250000	-45.2	4.0	-41.2
10604.750000	-45.6	4.4	-41.2
10606.750000	-45.7	4.5	-41.2
10604.250000	-46.0	4.8	-41.2
10605.250000	-46.7	5.5	-41.2
1094.750000	-46.8	5.6	-41.2
10605.750000	-47.1	5.9	-41.2

Measurement Settings

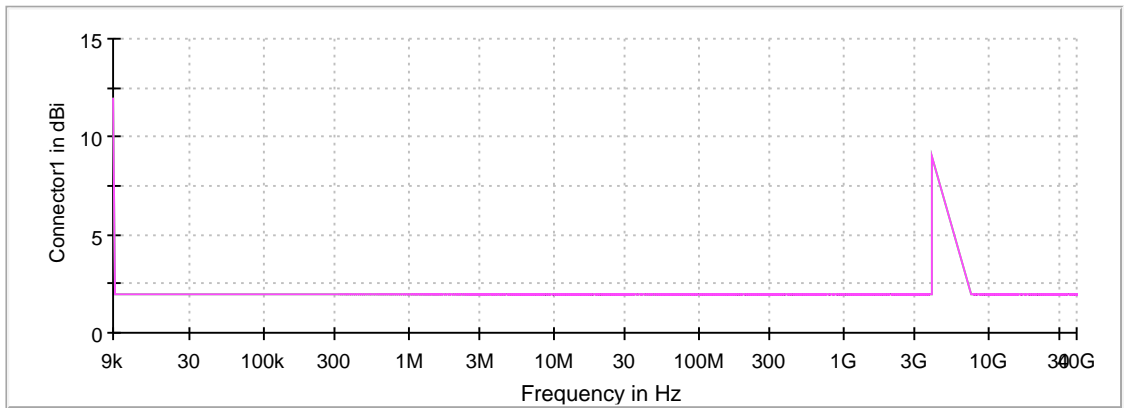
Start Frequency (MHz)	Stop Frequency (MHz)	Pre Measurement	Final Measurement
0.009000	0.090000	1	1
0.090000	0.110000	2	2
0.110000	0.150000	1	1
0.150000	0.490000	1	1
0.490000	30.000000	2	2
30.000000	1000.000000	2	2
1000.000000	4000.000000	1	1
7500.000000	18000.000000	1	1
18000.000000	26000.000000	1	1
26000.000000	40000.000000	1	1

Restricted Band



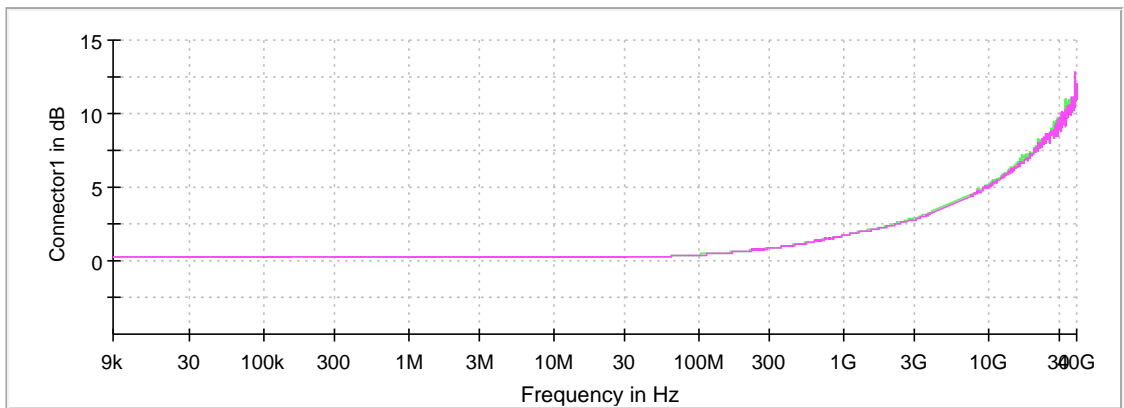
— Limit - - - Threshold x Critical x Final Critical — Sum Level

Gain



— Connector1 — Connector2

Attenuation



— Connector1 — Connector2

Pre Measurement 1

Setting	Instrument Value	Target Value
RBW	300.000 Hz	<= 300.000 Hz
VBW	1.000 kHz	>= 900.000 Hz
SweepPoints	540	~ 540
SweepTime	6.322 ms	AUTO
Reference Level	5.000 dBm	AUTO
Attenuation	15.000 dB	5.000 dB
Detector	RMS	RMS
SweepCount	100	100
Filter	3 dB	3 dB
Trace Mode	Max Hold	Max Hold
SweepType	FFT	AUTO
Preamp	off	off

Pre Measurement 2

Setting	Instrument Value	Target Value
RBW	300.000 Hz	<= 300.000 Hz
VBW	1.000 kHz	>= 900.000 Hz
SweepPoints	133	~ 133
SweepTime	6.312 ms	AUTO
Reference Level	5.000 dBm	AUTO
Attenuation	15.000 dB	5.000 dB
Detector	MaxPeak	MaxPeak
SweepCount	30	30
Filter	3 dB	3 dB
Trace Mode	Max Hold	Max Hold
SweepType	FFT	AUTO
Preamp	off	off

Emissions in restricted frequency bands (Average) (5340 MHz; 10 MHz)

Customized settings.

Test according to FCC title 47 part 15 §15.407(b), KDB 789033 D02 General U-NII Test Procedures New Rules v02r01 II.G.1 and ANSI C63.10-2013

Measurement uncertainty calculated in accordance with ETSI TR 100 028-1.
Expanded Uncertainty (K=2) < 1.8 dB

Result

DUT Frequency (MHz)	Result
5340.000000	PASS

Final measurements

Frequency (MHz)	Level Pre Measurement (dBm)	level (dBm)	Limit (dBm)	Margin (dB)	Result
---	---	---	---	---	---

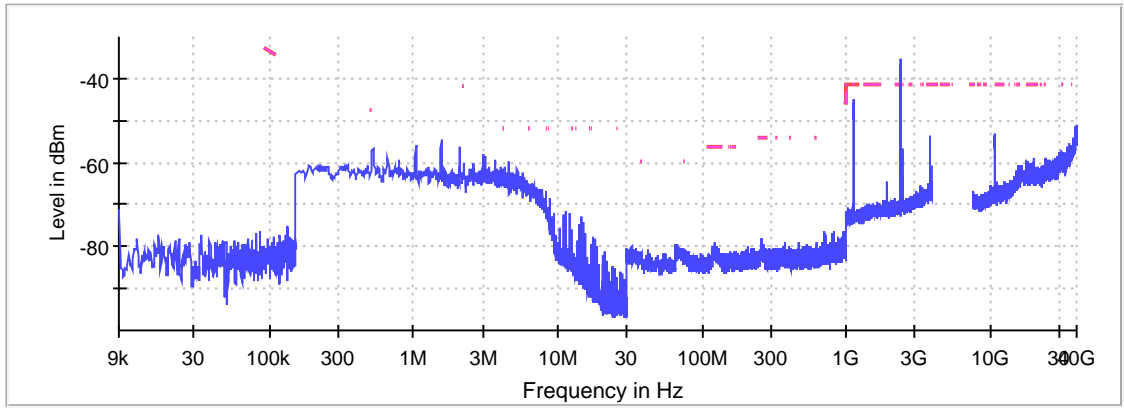
Pre Measurements

Frequency (MHz)	Level (dBm)	Margin (dB)	Limit (dBm)
1135.250000	-45.0	3.8	-41.2
1132.750000	-45.6	4.4	-41.2
1132.250000	-45.6	4.4	-41.2
1136.250000	-46.3	5.1	-41.2
1134.250000	-46.4	5.2	-41.2
1133.750000	-46.5	5.3	-41.2
1135.750000	-46.8	5.6	-41.2
1134.750000	-47.2	6.0	-41.2
1138.250000	-47.3	6.1	-41.2
1136.750000	-47.8	6.6	-41.2
1137.250000	-48.1	6.9	-41.2
1133.250000	-48.5	7.3	-41.2
1137.750000	-49.6	8.4	-41.2
1138.750000	-50.7	9.5	-41.2
1131.750000	-51.2	10.0	-41.2

Measurement Settings

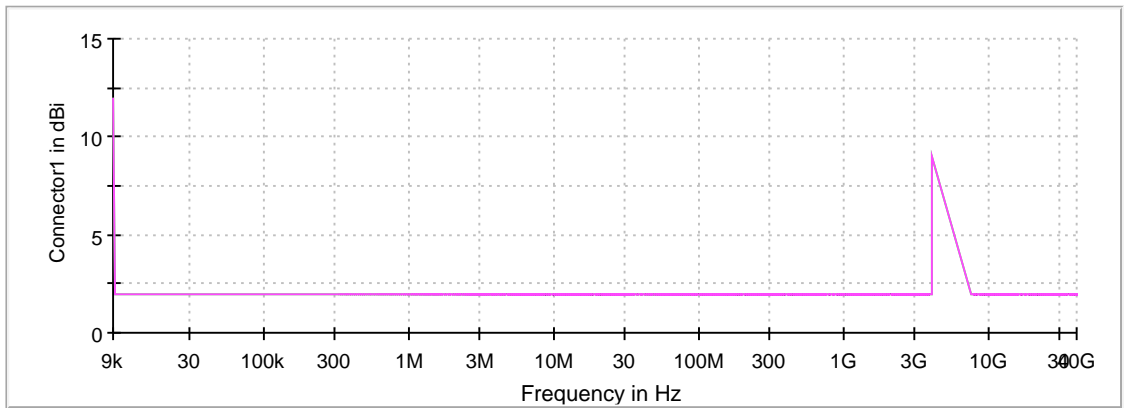
Start Frequency (MHz)	Stop Frequency (MHz)	Pre Measurement	Final Measurement
0.009000	0.090000	1	1
0.090000	0.110000	2	2
0.110000	0.150000	1	1
0.150000	0.490000	1	1
0.490000	30.000000	2	2
30.000000	1000.000000	2	2
1000.000000	4000.000000	1	1
7500.000000	18000.000000	1	1
18000.000000	26000.000000	1	1
26000.000000	40000.000000	1	1

Restricted Band



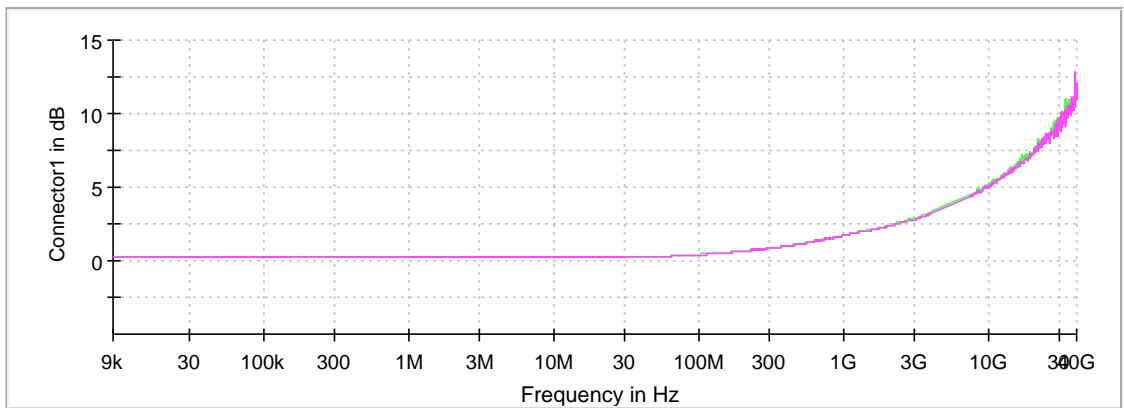
— Limit - - - - Threshold x Critical x Final Critical — Sum Level

Gain



— Connector1 — Connector2

Attenuation



— Connector1 — Connector2

Pre Measurement 1

Setting	Instrument Value	Target Value
RBW	300.000 Hz	<= 300.000 Hz
VBW	1.000 kHz	>= 900.000 Hz
SweepPoints	540	~ 540
SweepTime	6.322 ms	AUTO
Reference Level	-5.000 dBm	AUTO
Attenuation	5.000 dB	5.000 dB
Detector	RMS	RMS
SweepCount	100	100
Filter	3 dB	3 dB
Trace Mode	Max Hold	Max Hold
SweepType	FFT	AUTO
Preamp	off	off

Pre Measurement 2

Setting	Instrument Value	Target Value
RBW	300.000 Hz	<= 300.000 Hz
VBW	1.000 kHz	>= 900.000 Hz
SweepPoints	133	~ 133
SweepTime	6.312 ms	AUTO
Reference Level	-5.000 dBm	AUTO
Attenuation	5.000 dB	5.000 dB
Detector	MaxPeak	MaxPeak
SweepCount	30	30
Filter	3 dB	3 dB
Trace Mode	Max Hold	Max Hold
SweepType	FFT	AUTO
Preamp	off	off

Emissions in restricted frequency bands (Average) (5260 MHz; 20 MHz)

Customized settings.

Test according to FCC title 47 part 15 §15.407(b), KDB 789033 D02 General U-NII Test Procedures New Rules v02r01 II.G.1 and ANSI C63.10-2013

Measurement uncertainty calculated in accordance with ETSI TR 100 028-1.
Expanded Uncertainty (K=2) < 1.8 dB

Result

DUT Frequency (MHz)	Result
5260.000000	PASS

Final measurements

Frequency (MHz)	Level Pre Measurement (dBm)	level (dBm)	Limit (dBm)	Margin (dB)	Result
---	---	---	---	---	---

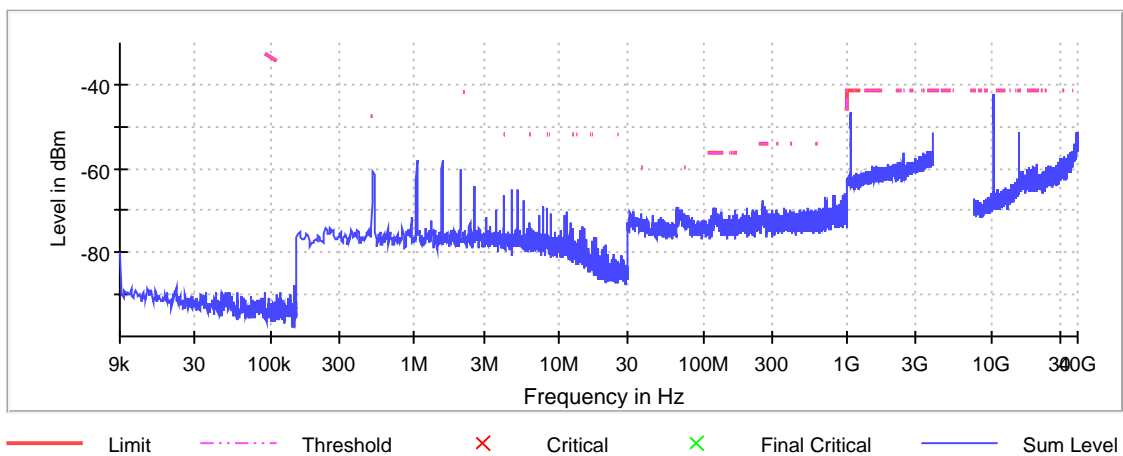
Pre Measurements

Frequency (MHz)	Level (dBm)	Margin (dB)	Limit (dBm)
1057.250000	-46.6	5.4	-41.2
1050.750000	-46.8	5.6	-41.2
1054.750000	-46.9	5.7	-41.2
1054.250000	-47.3	6.1	-41.2
1056.250000	-47.3	6.1	-41.2
1055.250000	-47.7	6.5	-41.2
1058.250000	-47.7	6.5	-41.2
1057.750000	-48.0	6.8	-41.2
1055.750000	-48.2	7.0	-41.2
1052.250000	-48.4	7.2	-41.2
1048.750000	-48.5	7.3	-41.2
1049.750000	-48.5	7.3	-41.2
1059.250000	-48.6	7.4	-41.2
1056.750000	-48.6	7.4	-41.2
1052.750000	-48.9	7.7	-41.2

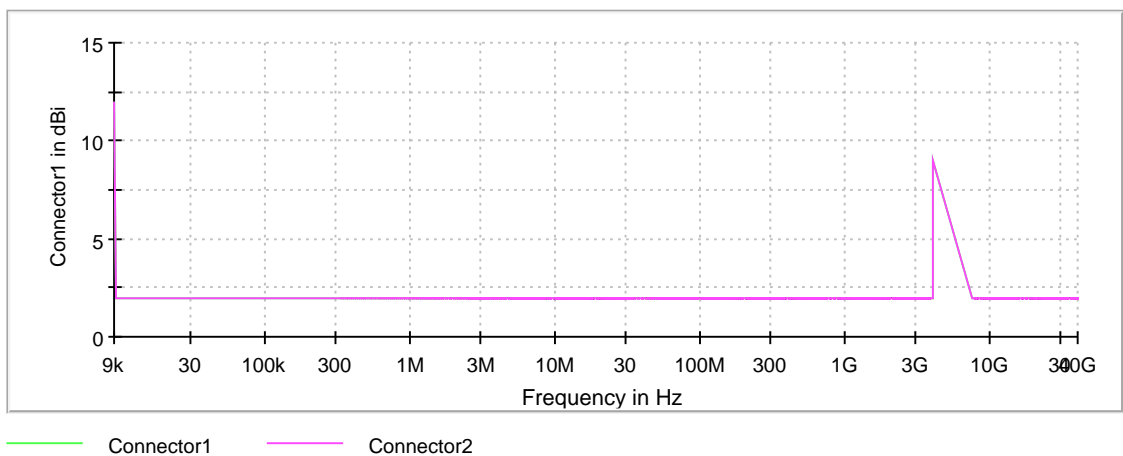
Measurement Settings

Start Frequency (MHz)	Stop Frequency (MHz)	Pre Measurement	Final Measurement
0.009000	0.090000	1	1
0.090000	0.110000	2	2
0.110000	0.150000	1	1
0.150000	0.490000	1	1
0.490000	30.000000	2	2
30.000000	1000.000000	2	2
1000.000000	4000.000000	1	1
7500.000000	18000.000000	1	1
18000.000000	26000.000000	1	1
26000.000000	40000.000000	1	1

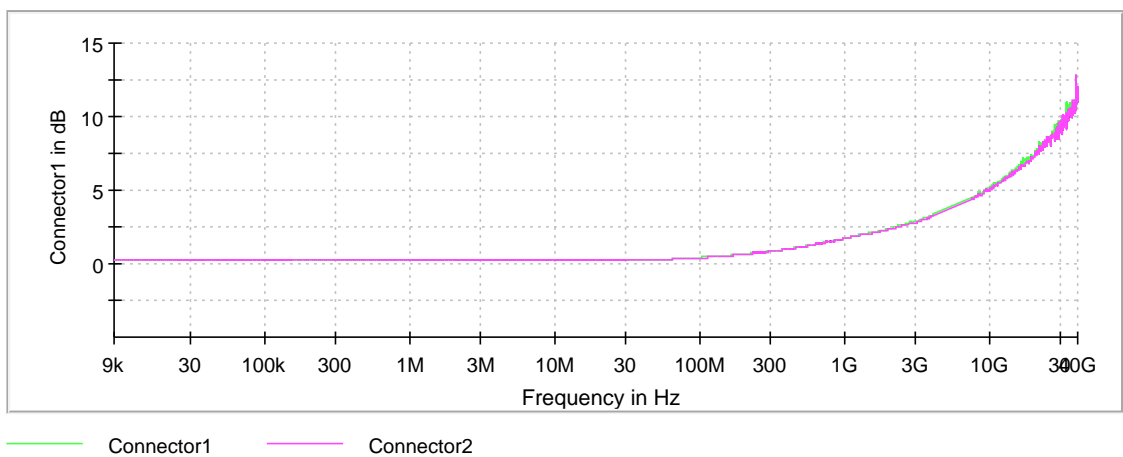
Restricted Band



Gain



Attenuation



Pre Measurement 1

Setting	Instrument Value	Target Value
RBW	300.000 Hz	<= 300.000 Hz
VBW	1.000 kHz	>= 900.000 Hz
SweepPoints	540	~ 540
SweepTime	6.322 ms	AUTO
Reference Level	5.000 dBm	AUTO
Attenuation	15.000 dB	5.000 dB
Detector	RMS	RMS
SweepCount	100	100
Filter	3 dB	3 dB
Trace Mode	Max Hold	Max Hold
SweepType	FFT	AUTO
Preamp	off	off

Pre Measurement 2

Setting	Instrument Value	Target Value
RBW	300.000 Hz	<= 300.000 Hz
VBW	1.000 kHz	>= 900.000 Hz
SweepPoints	133	~ 133
SweepTime	6.312 ms	AUTO
Reference Level	5.000 dBm	AUTO
Attenuation	15.000 dB	5.000 dB
Detector	MaxPeak	MaxPeak
SweepCount	30	30
Filter	3 dB	3 dB
Trace Mode	Max Hold	Max Hold
SweepType	FFT	AUTO
Preamp	off	off

Emissions in restricted frequency bands (Average) (5300 MHz; 20 MHz)

Customized settings.

Test according to FCC title 47 part 15 §15.407(b), KDB 789033 D02 General U-NII Test Procedures New Rules v02r01 II.G.1 and ANSI C63.10-2013

Measurement uncertainty calculated in accordance with ETSI TR 100 028-1.
Expanded Uncertainty (K=2) < 1.8 dB

Result

DUT Frequency (MHz)	Result
5300.000000	PASS

Final measurements

Frequency (MHz)	Level Pre Measurement (dBm)	level (dBm)	Limit (dBm)	Margin (dB)	Result
---	---	---	---	---	---

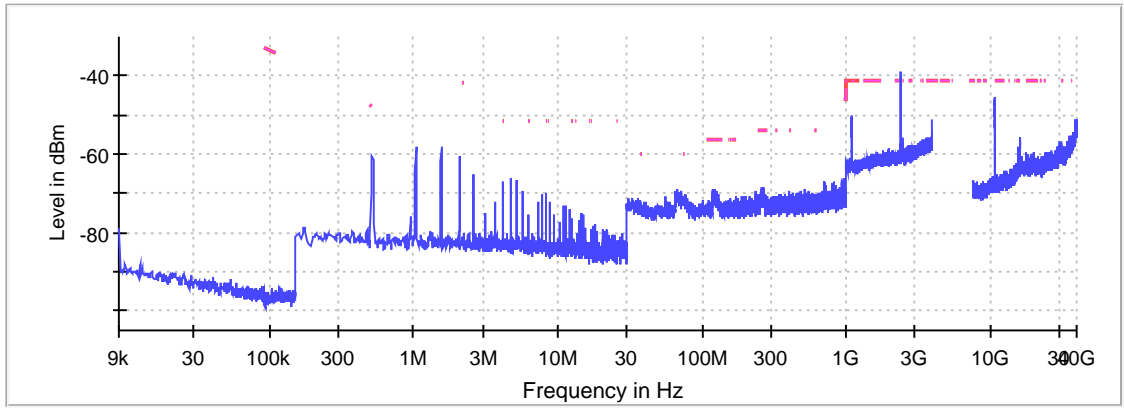
Pre Measurements

Frequency (MHz)	Level (dBm)	Margin (dB)	Limit (dBm)
10601.750000	-45.6	4.4	-41.2
10605.750000	-45.7	4.5	-41.2
10600.250000	-46.0	4.8	-41.2
10603.250000	-46.3	5.1	-41.2
10600.750000	-46.7	5.5	-41.2
10604.250000	-46.8	5.6	-41.2
10601.250000	-46.8	5.6	-41.2
10603.750000	-46.8	5.6	-41.2
10602.750000	-46.9	5.7	-41.2
10602.250000	-47.0	5.8	-41.2
10605.250000	-47.2	6.0	-41.2
10604.750000	-47.3	6.1	-41.2
10606.250000	-47.4	6.2	-41.2
10606.750000	-47.5	6.3	-41.2
10609.250000	-48.3	7.1	-41.2

Measurement Settings

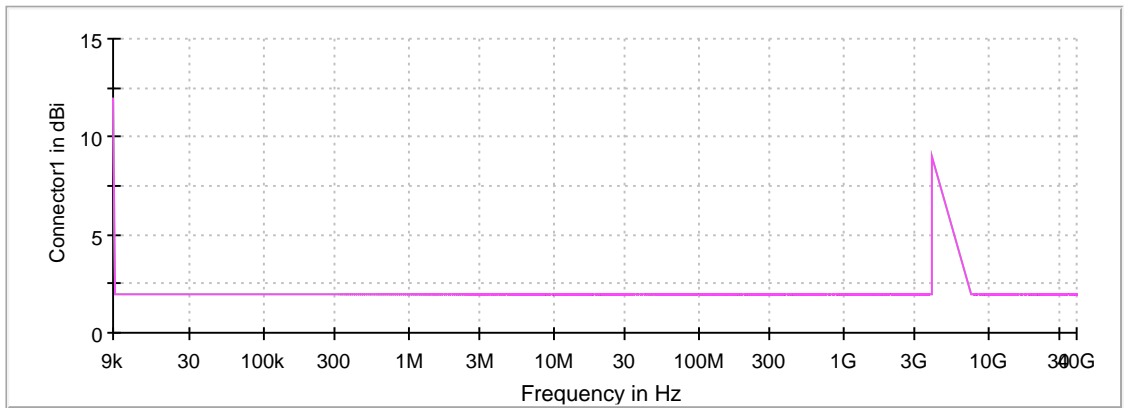
Start Frequency (MHz)	Stop Frequency (MHz)	Pre Measurement	Final Measurement
0.009000	0.090000	1	1
0.090000	0.110000	2	2
0.110000	0.150000	1	1
0.150000	0.490000	1	1
0.490000	30.000000	2	2
30.000000	1000.000000	2	2
1000.000000	4000.000000	1	1
7500.000000	18000.000000	1	1
18000.000000	26000.000000	1	1
26000.000000	40000.000000	1	1

Restricted Band



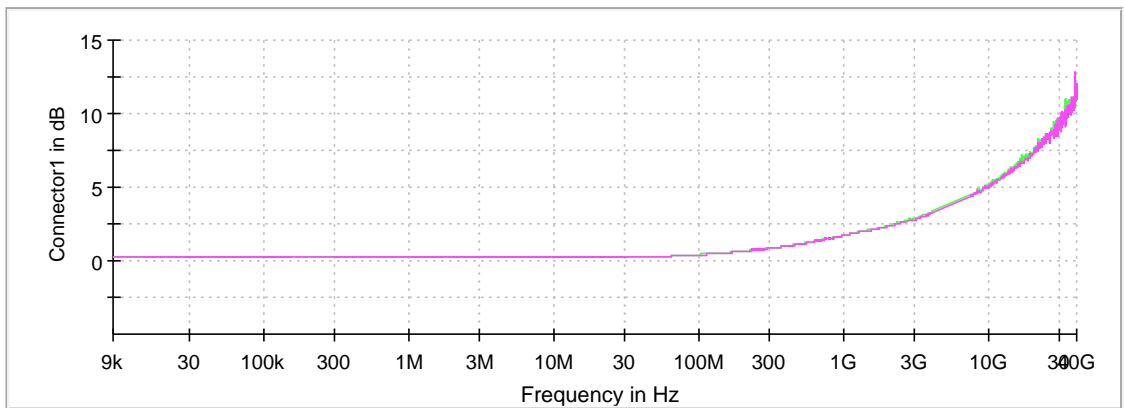
— Limit - - - Threshold x Critical x Final Critical — Sum Level

Gain



— Connector1 — Connector2

Attenuation



— Connector1 — Connector2

Pre Measurement 1

Setting	Instrument Value	Target Value
RBW	300.000 Hz	<= 300.000 Hz
VBW	1.000 kHz	>= 900.000 Hz
SweepPoints	540	~ 540
SweepTime	6.322 ms	AUTO
Reference Level	5.000 dBm	AUTO
Attenuation	15.000 dB	5.000 dB
Detector	RMS	RMS
SweepCount	100	100
Filter	3 dB	3 dB
Trace Mode	Max Hold	Max Hold
SweepType	FFT	AUTO
Preamp	off	off

Pre Measurement 2

Setting	Instrument Value	Target Value
RBW	300.000 Hz	<= 300.000 Hz
VBW	1.000 kHz	>= 900.000 Hz
SweepPoints	133	~ 133
SweepTime	6.312 ms	AUTO
Reference Level	5.000 dBm	AUTO
Attenuation	15.000 dB	5.000 dB
Detector	MaxPeak	MaxPeak
SweepCount	30	30
Filter	3 dB	3 dB
Trace Mode	Max Hold	Max Hold
SweepType	FFT	AUTO
Preamp	off	off

Emissions in restricted frequency bands (Average) (5335 MHz; 20 MHz)

Customized settings.

Test according to FCC title 47 part 15 §15.407(b), KDB 789033 D02 General U-NII Test Procedures New Rules v02r01 II.G.1 and ANSI C63.10-2013

Measurement uncertainty calculated in accordance with ETSI TR 100 028-1.
Expanded Uncertainty (K=2) < 1.8 dB

Result

DUT Frequency (MHz)	Result
5335.000000	PASS

Final measurements

Frequency (MHz)	Level Pre Measurement (dBm)	level (dBm)	Limit (dBm)	Margin (dB)	Result
---	---	---	---	---	---

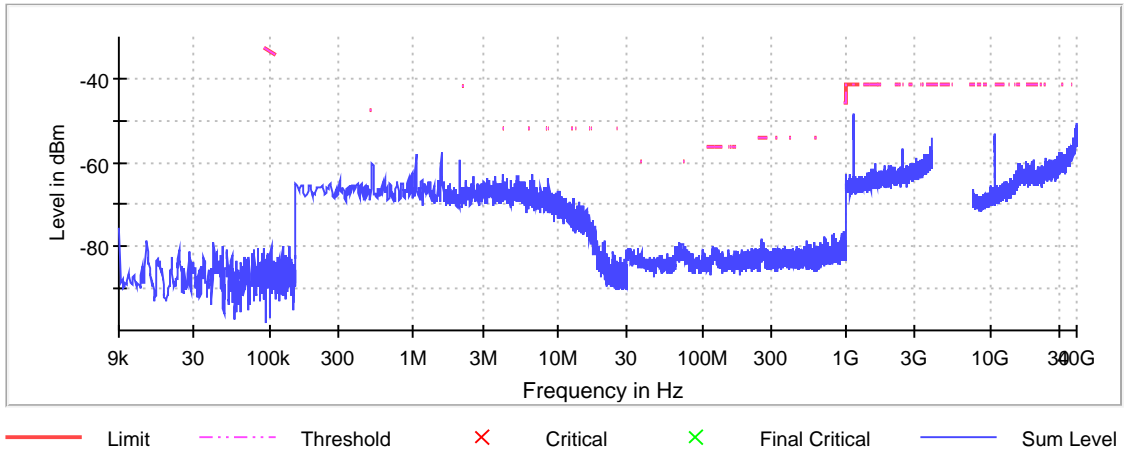
Pre Measurements

Frequency (MHz)	Level (dBm)	Margin (dB)	Limit (dBm)
1128.750000	-48.6	7.4	-41.2
1131.750000	-48.9	7.7	-41.2
1130.250000	-49.1	7.9	-41.2
1132.750000	-49.6	8.4	-41.2
1129.750000	-50.1	8.9	-41.2
1133.750000	-50.4	9.2	-41.2
1130.750000	-50.5	9.3	-41.2
1127.250000	-50.7	9.5	-41.2
1126.750000	-51.0	9.8	-41.2
1125.250000	-51.0	9.8	-41.2
1134.250000	-51.0	9.8	-41.2
1128.250000	-51.1	9.9	-41.2
1132.250000	-51.6	10.4	-41.2
1129.250000	-51.9	10.7	-41.2
1126.250000	-52.0	10.8	-41.2

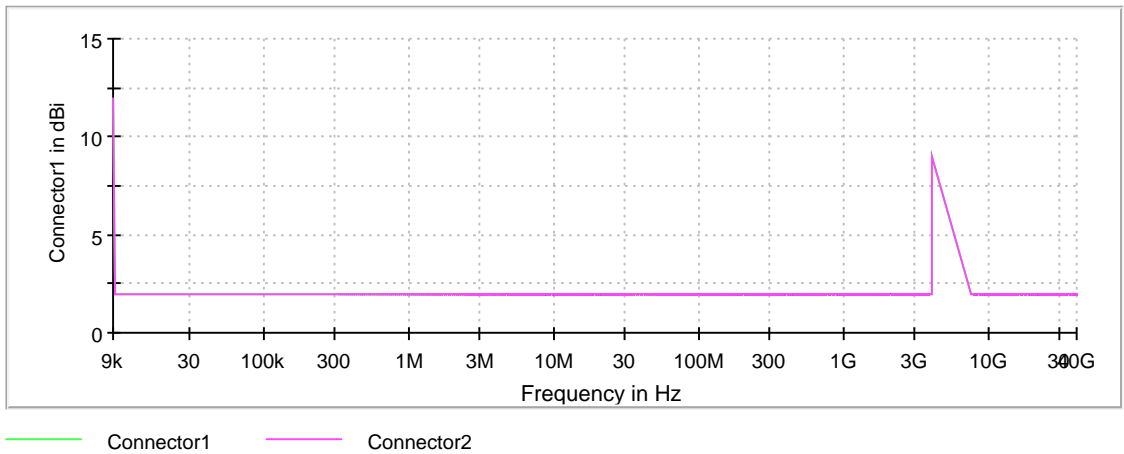
Measurement Settings

Start Frequency (MHz)	Stop Frequency (MHz)	Pre Measurement	Final Measurement
0.009000	0.090000	1	1
0.090000	0.110000	2	2
0.110000	0.150000	1	1
0.150000	0.490000	1	1
0.490000	30.000000	2	2
30.000000	1000.000000	2	2
1000.000000	4000.000000	1	1
7500.000000	18000.000000	1	1
18000.000000	26000.000000	1	1
26000.000000	40000.000000	1	1

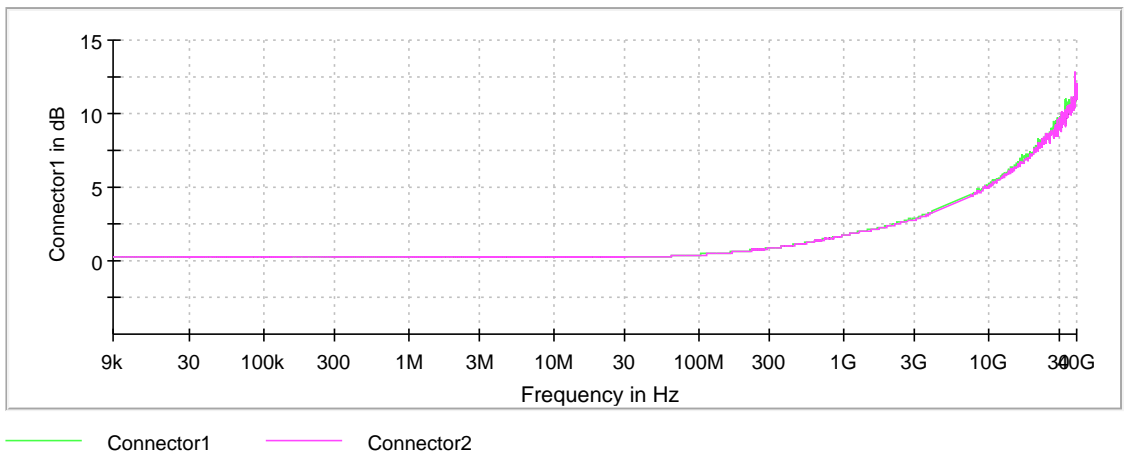
Restricted Band



Gain



Attenuation



Pre Measurement 1

Setting	Instrument Value	Target Value
RBW	300.000 Hz	<= 300.000 Hz
VBW	1.000 kHz	>= 900.000 Hz
SweepPoints	540	~ 540
SweepTime	6.322 ms	AUTO
Reference Level	-5.000 dBm	AUTO
Attenuation	5.000 dB	5.000 dB
Detector	RMS	RMS
SweepCount	100	100
Filter	3 dB	3 dB
Trace Mode	Max Hold	Max Hold
SweepType	FFT	AUTO
Preamp	off	off

Pre Measurement 2

Setting	Instrument Value	Target Value
RBW	300.000 Hz	<= 300.000 Hz
VBW	1.000 kHz	>= 900.000 Hz
SweepPoints	133	~ 133
SweepTime	6.312 ms	AUTO
Reference Level	-5.000 dBm	AUTO
Attenuation	5.000 dB	5.000 dB
Detector	MaxPeak	MaxPeak
SweepCount	30	30
Filter	3 dB	3 dB
Trace Mode	Max Hold	Max Hold
SweepType	FFT	AUTO
Preamp	off	off

Emissions in restricted frequency bands (Average) (5270 MHz; 40 MHz)

Customized settings.

Test according to FCC title 47 part 15 §15.407(b), KDB 789033 D02 General U-NII Test Procedures New Rules v02r01 II.G.1 and ANSI C63.10-2013

Measurement uncertainty calculated in accordance with ETSI TR 100 028-1.
Expanded Uncertainty (K=2) < 1.8 dB

Result

DUT Frequency (MHz)	Result
5270.000000	PASS

Final measurements

Frequency (MHz)	Level Pre Measurement (dBm)	level (dBm)	Limit (dBm)	Margin (dB)	Result
---	---	---	---	---	---

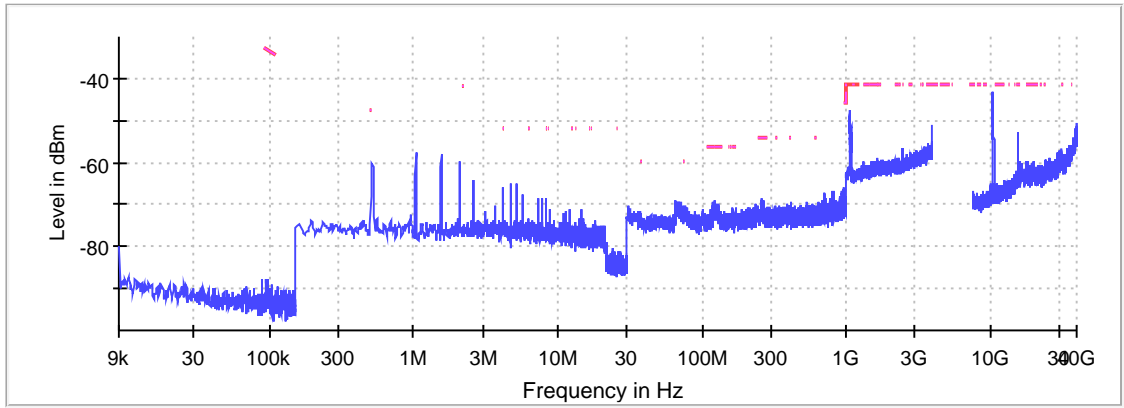
Pre Measurements

Frequency (MHz)	Level (dBm)	Margin (dB)	Limit (dBm)
1065.250000	-47.4	6.2	-41.2
1064.750000	-48.2	7.0	-41.2
1066.250000	-48.5	7.3	-41.2
1064.250000	-49.0	7.8	-41.2
1061.750000	-49.0	7.8	-41.2
1072.750000	-49.1	7.9	-41.2
1066.750000	-49.1	7.9	-41.2
1065.750000	-49.1	7.9	-41.2
1062.250000	-49.1	7.9	-41.2
1061.250000	-49.1	7.9	-41.2
1063.250000	-49.2	8.0	-41.2
1070.750000	-49.3	8.1	-41.2
1069.250000	-49.4	8.2	-41.2
1067.250000	-49.4	8.2	-41.2
1062.750000	-49.6	8.4	-41.2

Measurement Settings

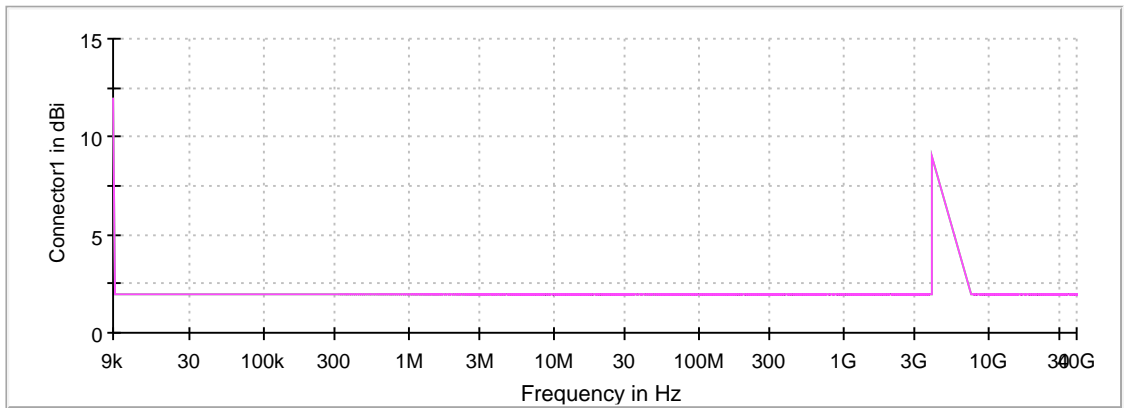
Start Frequency (MHz)	Stop Frequency (MHz)	Pre Measurement	Final Measurement
0.009000	0.090000	1	1
0.090000	0.110000	2	2
0.110000	0.150000	1	1
0.150000	0.490000	1	1
0.490000	30.000000	2	2
30.000000	1000.000000	2	2
1000.000000	4000.000000	1	1
7500.000000	18000.000000	1	1
18000.000000	26000.000000	1	1
26000.000000	40000.000000	1	1

Restricted Band



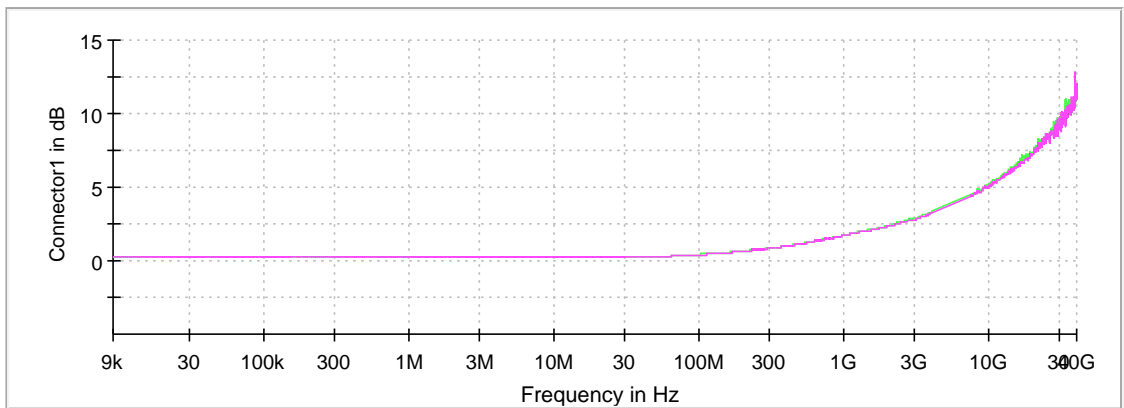
— Limit - - - Threshold × Critical × Final Critical — Sum Level

Gain



— Connector1 — Connector2

Attenuation



— Connector1 — Connector2

Pre Measurement 1

Setting	Instrument Value	Target Value
RBW	300.000 Hz	<= 300.000 Hz
VBW	1.000 kHz	>= 900.000 Hz
SweepPoints	540	~ 540
SweepTime	6.322 ms	AUTO
Reference Level	5.000 dBm	AUTO
Attenuation	15.000 dB	5.000 dB
Detector	RMS	RMS
SweepCount	100	100
Filter	3 dB	3 dB
Trace Mode	Max Hold	Max Hold
SweepType	FFT	AUTO
Preamp	off	off

Pre Measurement 2

Setting	Instrument Value	Target Value
RBW	300.000 Hz	<= 300.000 Hz
VBW	1.000 kHz	>= 900.000 Hz
SweepPoints	133	~ 133
SweepTime	6.312 ms	AUTO
Reference Level	5.000 dBm	AUTO
Attenuation	15.000 dB	5.000 dB
Detector	MaxPeak	MaxPeak
SweepCount	30	30
Filter	3 dB	3 dB
Trace Mode	Max Hold	Max Hold
SweepType	FFT	AUTO
Preamp	off	off

Emissions in restricted frequency bands (Average) (5300 MHz; 40 MHz)

Customized settings.

Test according to FCC title 47 part 15 §15.407(b), KDB 789033 D02 General U-NII Test Procedures New Rules v02r01 II.G.1 and ANSI C63.10-2013

Measurement uncertainty calculated in accordance with ETSI TR 100 028-1.
Expanded Uncertainty (K=2) < 1.8 dB

Result

DUT Frequency (MHz)	Result
5300.000000	PASS

Final measurements

Frequency (MHz)	Level Pre Measurement (dBm)	level (dBm)	Limit (dBm)	Margin (dB)	Result
---	---	---	---	---	---

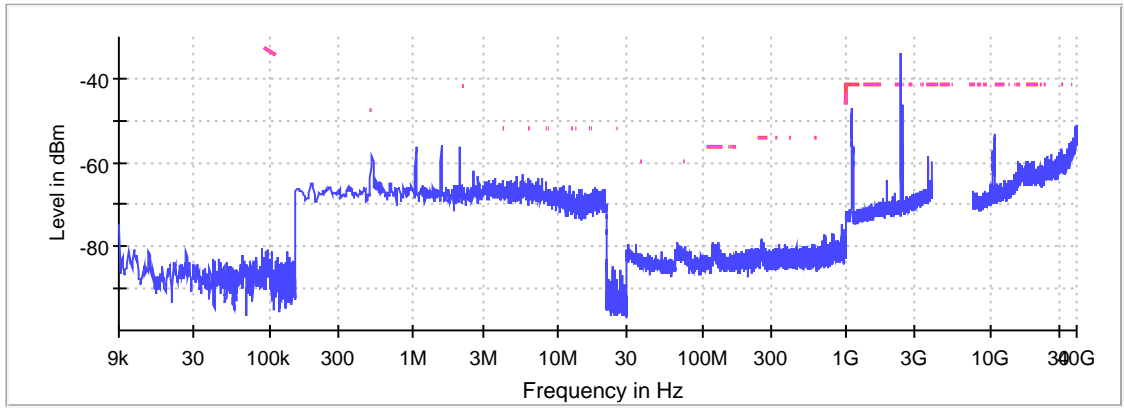
Pre Measurements

Frequency (MHz)	Level (dBm)	Margin (dB)	Limit (dBm)
1093.750000	-46.9	5.7	-41.2
1089.750000	-48.2	7.0	-41.2
1093.250000	-48.3	7.1	-41.2
1096.750000	-48.4	7.2	-41.2
1096.250000	-48.8	7.6	-41.2
1086.250000	-48.8	7.6	-41.2
1097.750000	-48.9	7.7	-41.2
1090.250000	-48.9	7.7	-41.2
1092.750000	-49.0	7.8	-41.2
1098.250000	-49.1	7.9	-41.2
1092.250000	-49.2	8.0	-41.2
1094.750000	-49.3	8.1	-41.2
1091.250000	-49.3	8.1	-41.2
1097.250000	-49.4	8.2	-41.2
1095.750000	-49.5	8.3	-41.2

Measurement Settings

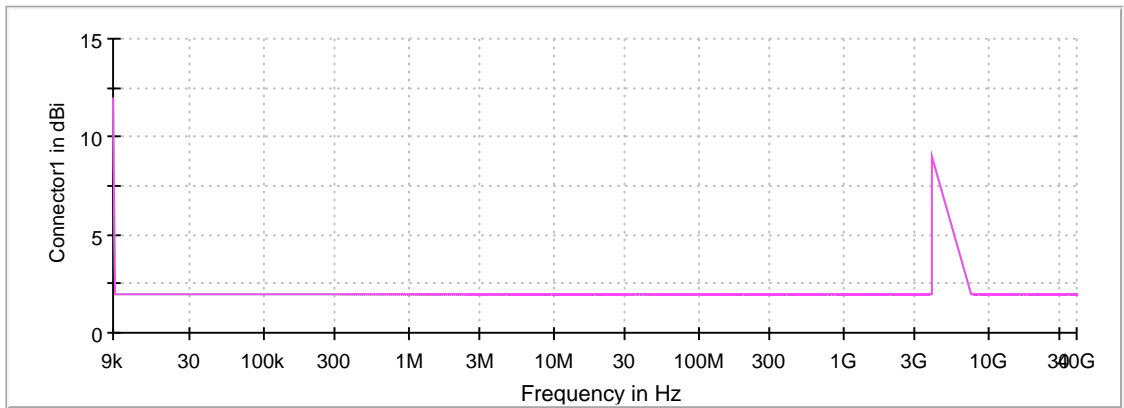
Start Frequency (MHz)	Stop Frequency (MHz)	Pre Measurement	Final Measurement
0.009000	0.090000	1	1
0.090000	0.110000	2	2
0.110000	0.150000	1	1
0.150000	0.490000	1	1
0.490000	30.000000	2	2
30.000000	1000.000000	2	2
1000.000000	4000.000000	1	1
7500.000000	18000.000000	1	1
18000.000000	26000.000000	1	1
26000.000000	40000.000000	1	1

Restricted Band



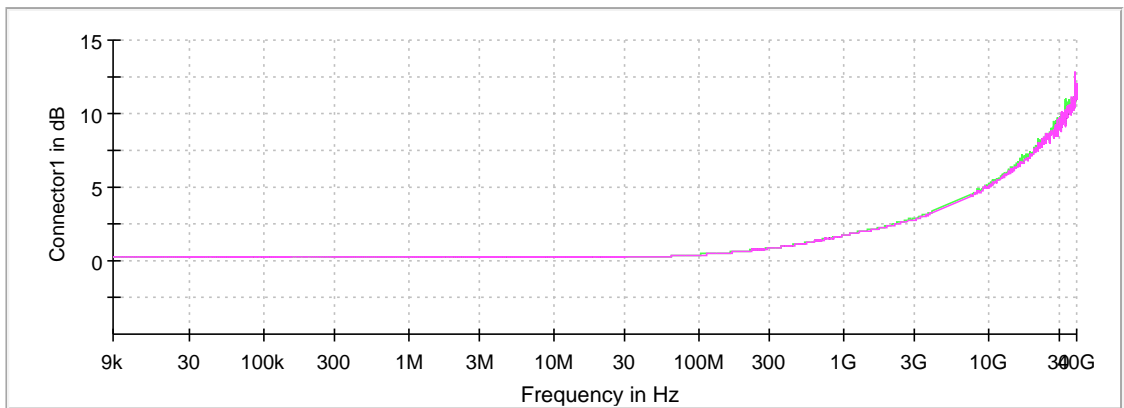
— Limit - - - Threshold x Critical x Final Critical — Sum Level

Gain



— Connector1 — Connector2

Attenuation



— Connector1 — Connector2

Pre Measurement 1

Setting	Instrument Value	Target Value
RBW	300.000 Hz	<= 300.000 Hz
VBW	1.000 kHz	>= 900.000 Hz
SweepPoints	540	~ 540
SweepTime	6.322 ms	AUTO
Reference Level	-5.000 dBm	AUTO
Attenuation	5.000 dB	5.000 dB
Detector	RMS	RMS
SweepCount	100	100
Filter	3 dB	3 dB
Trace Mode	Max Hold	Max Hold
SweepType	FFT	AUTO
Preamp	off	off

Pre Measurement 2

Setting	Instrument Value	Target Value
RBW	300.000 Hz	<= 300.000 Hz
VBW	1.000 kHz	>= 900.000 Hz
SweepPoints	133	~ 133
SweepTime	6.312 ms	AUTO
Reference Level	-5.000 dBm	AUTO
Attenuation	5.000 dB	5.000 dB
Detector	MaxPeak	MaxPeak
SweepCount	30	30
Filter	3 dB	3 dB
Trace Mode	Max Hold	Max Hold
SweepType	FFT	AUTO
Preamp	off	off

Emissions in restricted frequency bands (Average) (5325 MHz; 40 MHz)

Customized settings.

Test according to FCC title 47 part 15 §15.407(b), KDB 789033 D02 General U-NII Test Procedures New Rules v02r01 II.G.1 and ANSI C63.10-2013

Measurement uncertainty calculated in accordance with ETSI TR 100 028-1.
Expanded Uncertainty (K=2) < 1.8 dB

Result

DUT Frequency (MHz)	Result
5325.000000	PASS

Final measurements

Frequency (MHz)	Level Pre Measurement (dBm)	level (dBm)	Limit (dBm)	Margin (dB)	Result
---	---	---	---	---	---

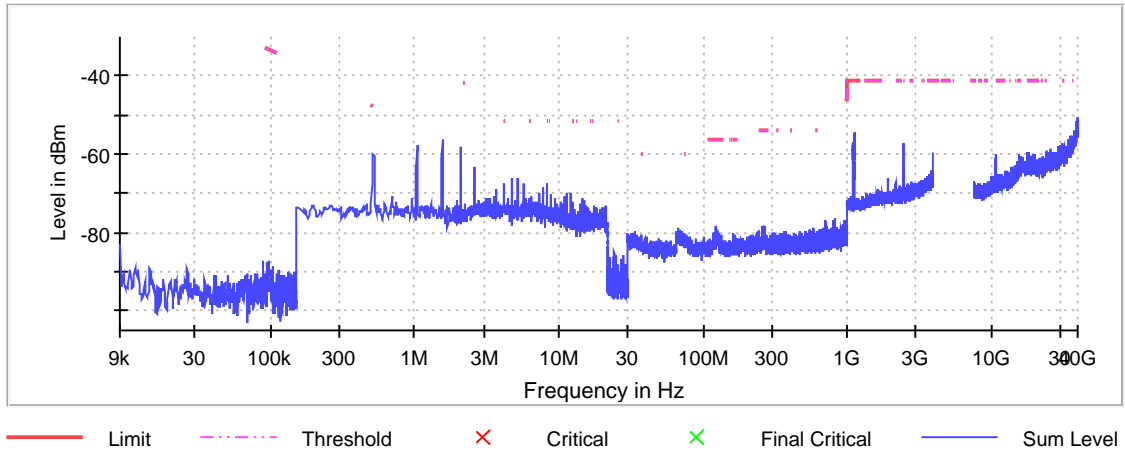
Pre Measurements

Frequency (MHz)	Level (dBm)	Margin (dB)	Limit (dBm)
1116.250000	-54.3	13.1	-41.2
1119.750000	-54.7	13.5	-41.2
1125.250000	-54.8	13.6	-41.2
1121.250000	-55.2	14.0	-41.2
1121.750000	-55.2	14.0	-41.2
1118.250000	-55.3	14.1	-41.2
1122.750000	-55.4	14.2	-41.2
1120.250000	-55.5	14.3	-41.2
1120.750000	-55.6	14.4	-41.2
36495.750000	-55.7	14.5	-41.2
1111.250000	-55.9	14.7	-41.2
1122.250000	-55.9	14.7	-41.2
36485.750000	-56.1	14.9	-41.2
1117.750000	-56.2	15.0	-41.2
1123.750000	-56.2	15.0	-41.2

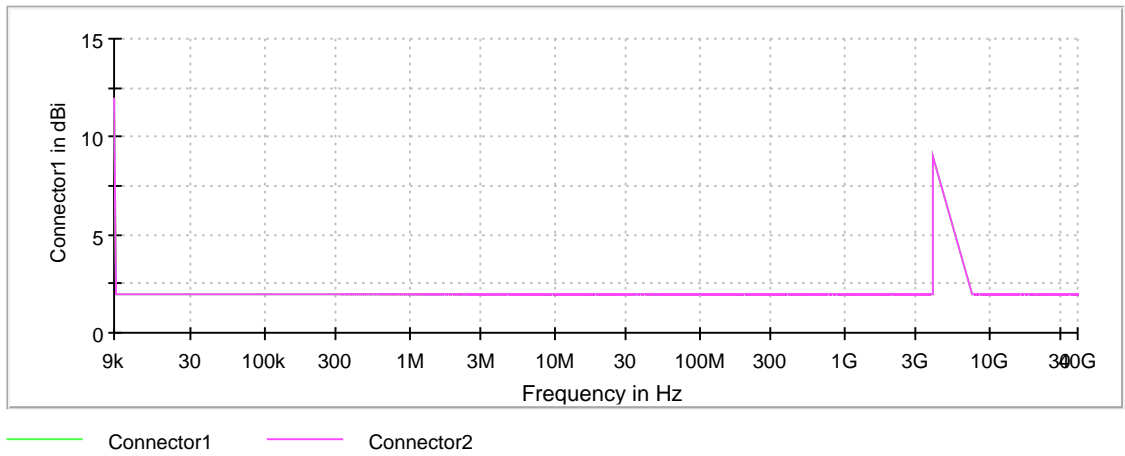
Measurement Settings

Start Frequency (MHz)	Stop Frequency (MHz)	Pre Measurement	Final Measurement
0.009000	0.090000	1	1
0.090000	0.110000	2	2
0.110000	0.150000	1	1
0.150000	0.490000	1	1
0.490000	30.000000	2	2
30.000000	1000.000000	2	2
1000.000000	4000.000000	1	1
7500.000000	18000.000000	1	1
18000.000000	26000.000000	1	1
26000.000000	40000.000000	1	1

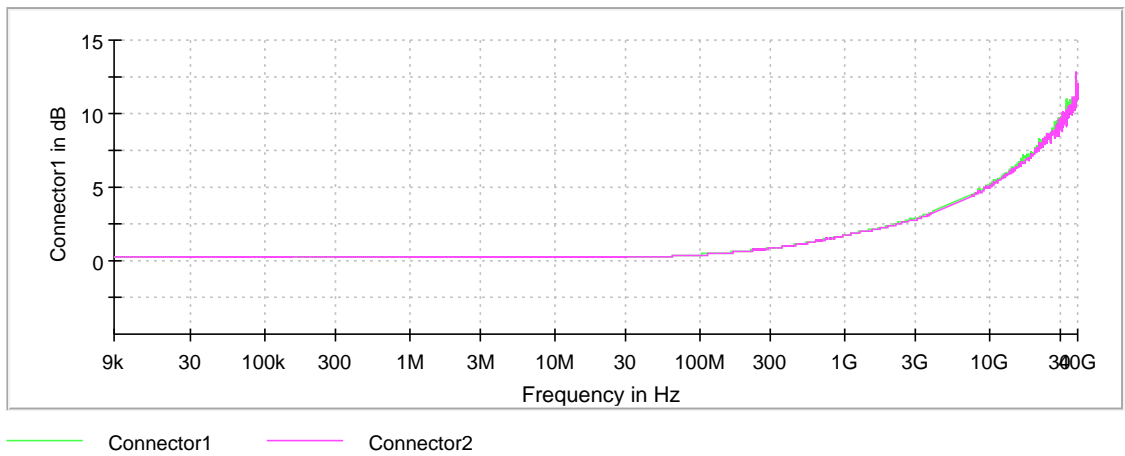
Restricted Band



Gain



Attenuation



Pre Measurement 1

Setting	Instrument Value	Target Value
RBW	300.000 Hz	<= 300.000 Hz
VBW	1.000 kHz	>= 900.000 Hz
SweepPoints	540	~ 540
SweepTime	6.322 ms	AUTO
Reference Level	-5.000 dBm	AUTO
Attenuation	5.000 dB	5.000 dB
Detector	RMS	RMS
SweepCount	100	100
Filter	3 dB	3 dB
Trace Mode	Max Hold	Max Hold
SweepType	FFT	AUTO
Preamp	off	off

Pre Measurement 2

Setting	Instrument Value	Target Value
RBW	300.000 Hz	<= 300.000 Hz
VBW	1.000 kHz	>= 900.000 Hz
SweepPoints	133	~ 133
SweepTime	6.312 ms	AUTO
Reference Level	-5.000 dBm	AUTO
Attenuation	5.000 dB	5.000 dB
Detector	MaxPeak	MaxPeak
SweepCount	30	30
Filter	3 dB	3 dB
Trace Mode	Max Hold	Max Hold
SweepType	FFT	AUTO
Preamp	off	off

Emissions in restricted frequency bands (Average) (5270 MHz; 30 MHz)

Customized settings.

Test according to FCC title 47 part 15 §15.407(b), KDB 789033 D02 General U-NII Test Procedures New Rules v02r01 II.G.1 and ANSI C63.10-2013

Measurement uncertainty calculated in accordance with ETSI TR 100 028-1.
Expanded Uncertainty (K=2) < 1.8 dB

Result

DUT Frequency (MHz)	Result
5270.000000	PASS

Final measurements

Frequency (MHz)	Level Pre Measurement (dBm)	level (dBm)	Limit (dBm)	Margin (dB)	Result
---	---	---	---	---	---

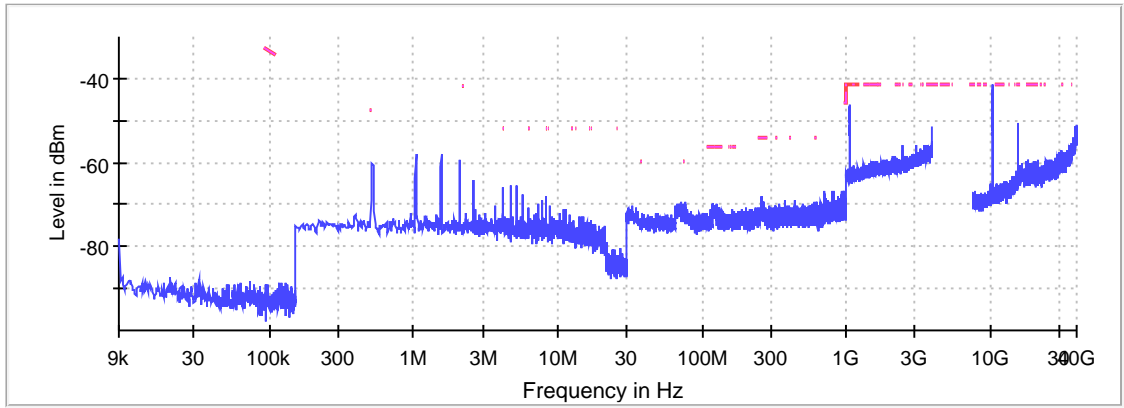
Pre Measurements

Frequency (MHz)	Level (dBm)	Margin (dB)	Limit (dBm)
1063.750000	-46.4	5.2	-41.2
1059.750000	-46.4	5.2	-41.2
1057.750000	-46.8	5.6	-41.2
1060.250000	-47.4	6.2	-41.2
1059.250000	-47.5	6.3	-41.2
1060.750000	-47.6	6.4	-41.2
1062.250000	-48.1	6.9	-41.2
1062.750000	-48.2	7.0	-41.2
1056.250000	-48.5	7.3	-41.2
1055.250000	-48.5	7.3	-41.2
1058.250000	-48.6	7.4	-41.2
1061.250000	-48.7	7.5	-41.2
1061.750000	-48.7	7.5	-41.2
1058.750000	-48.7	7.5	-41.2
1055.750000	-48.9	7.7	-41.2

Measurement Settings

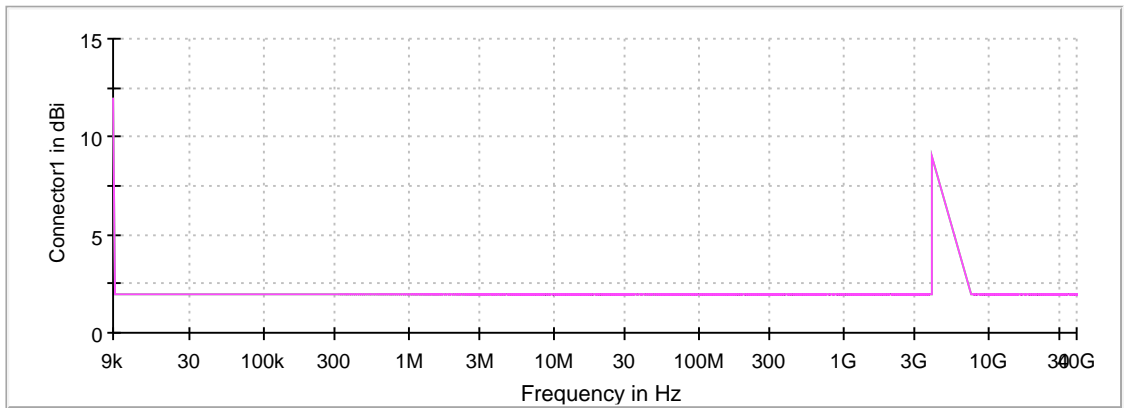
Start Frequency (MHz)	Stop Frequency (MHz)	Pre Measurement	Final Measurement
0.009000	0.090000	1	1
0.090000	0.110000	2	2
0.110000	0.150000	1	1
0.150000	0.490000	1	1
0.490000	30.000000	2	2
30.000000	1000.000000	2	2
1000.000000	4000.000000	1	1
7500.000000	18000.000000	1	1
18000.000000	26000.000000	1	1
26000.000000	40000.000000	1	1

Restricted Band



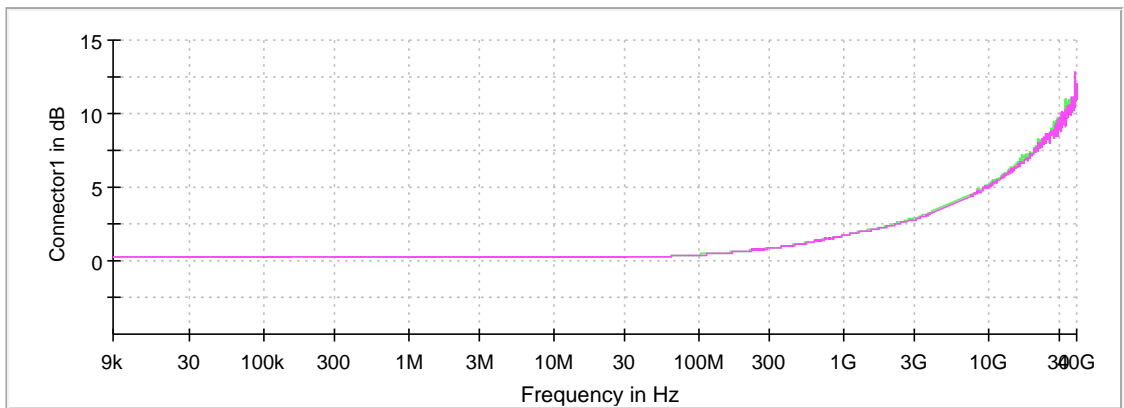
— Limit - - - Threshold × Critical × Final Critical — Sum Level

Gain



— Connector1 — Connector2

Attenuation



— Connector1 — Connector2

Pre Measurement 1

Setting	Instrument Value	Target Value
RBW	300.000 Hz	<= 300.000 Hz
VBW	1.000 kHz	>= 900.000 Hz
SweepPoints	540	~ 540
SweepTime	6.322 ms	AUTO
Reference Level	5.000 dBm	AUTO
Attenuation	15.000 dB	5.000 dB
Detector	RMS	RMS
SweepCount	100	100
Filter	3 dB	3 dB
Trace Mode	Max Hold	Max Hold
SweepType	FFT	AUTO
Preamp	off	off

Pre Measurement 2

Setting	Instrument Value	Target Value
RBW	300.000 Hz	<= 300.000 Hz
VBW	1.000 kHz	>= 900.000 Hz
SweepPoints	133	~ 133
SweepTime	6.312 ms	AUTO
Reference Level	5.000 dBm	AUTO
Attenuation	15.000 dB	5.000 dB
Detector	MaxPeak	MaxPeak
SweepCount	30	30
Filter	3 dB	3 dB
Trace Mode	Max Hold	Max Hold
SweepType	FFT	AUTO
Preamp	off	off

Emissions in restricted frequency bands (Average) (5300 MHz; 30 MHz)

Customized settings.

Test according to FCC title 47 part 15 §15.407(b), KDB 789033 D02 General U-NII Test Procedures New Rules v02r01 II.G.1 and ANSI C63.10-2013

Measurement uncertainty calculated in accordance with ETSI TR 100 028-1.
Expanded Uncertainty (K=2) < 1.8 dB

Result

DUT Frequency (MHz)	Result
5300.000000	PASS

Final measurements

Frequency (MHz)	Level Pre Measurement (dBm)	level (dBm)	Limit (dBm)	Margin (dB)	Result
---	---	---	---	---	---

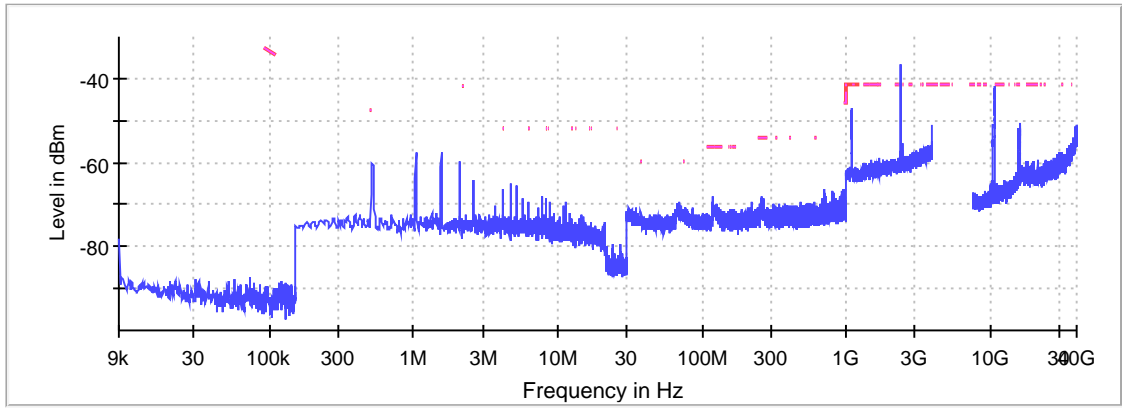
Pre Measurements

Frequency (MHz)	Level (dBm)	Margin (dB)	Limit (dBm)
10603.250000	-41.8	0.6	-41.2
10606.250000	-42.1	0.9	-41.2
10600.250000	-42.1	0.9	-41.2
10607.750000	-42.2	1.0	-41.2
10602.250000	-42.7	1.5	-41.2
10604.750000	-42.7	1.5	-41.2
10604.250000	-42.8	1.6	-41.2
10601.250000	-42.8	1.6	-41.2
10601.750000	-42.9	1.7	-41.2
10600.750000	-42.9	1.7	-41.2
10602.750000	-43.2	2.0	-41.2
10606.750000	-43.3	2.1	-41.2
10608.250000	-43.5	2.3	-41.2
10605.750000	-43.8	2.6	-41.2
10603.750000	-43.8	2.6	-41.2

Measurement Settings

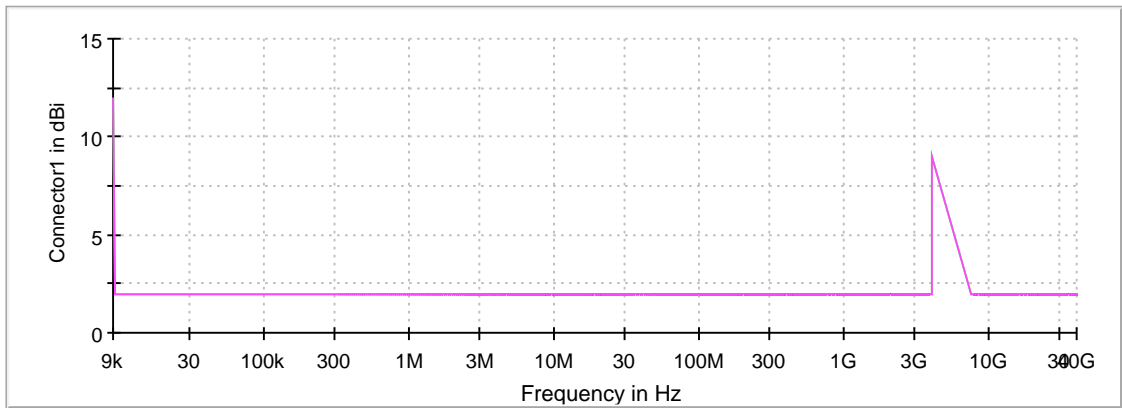
Start Frequency (MHz)	Stop Frequency (MHz)	Pre Measurement	Final Measurement
0.009000	0.090000	1	1
0.090000	0.110000	2	2
0.110000	0.150000	1	1
0.150000	0.490000	1	1
0.490000	30.000000	2	2
30.000000	1000.000000	2	2
1000.000000	4000.000000	1	1
7500.000000	18000.000000	1	1
18000.000000	26000.000000	1	1
26000.000000	40000.000000	1	1

Restricted Band



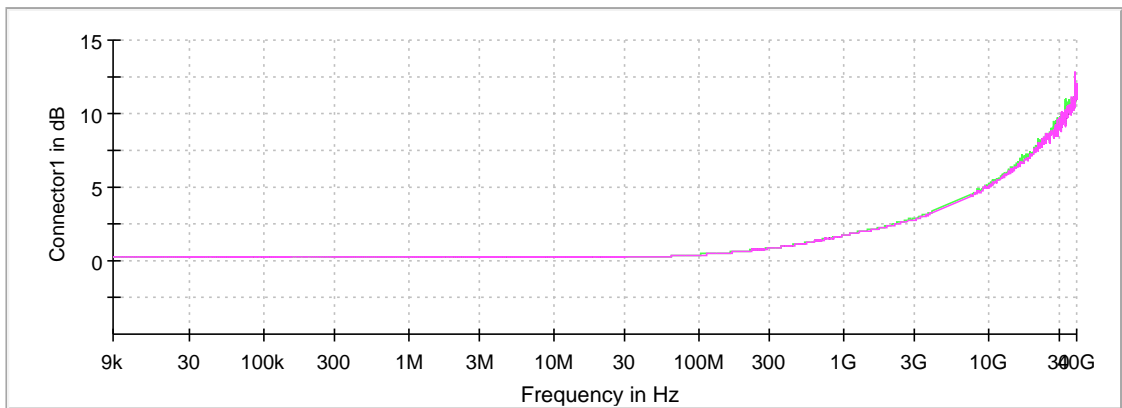
— Limit - - - Threshold × Critical × Final Critical — Sum Level

Gain



— Connector1 — Connector2

Attenuation



— Connector1 — Connector2

Pre Measurement 1

Setting	Instrument Value	Target Value
RBW	300.000 Hz	<= 300.000 Hz
VBW	1.000 kHz	>= 900.000 Hz
SweepPoints	540	~ 540
SweepTime	6.322 ms	AUTO
Reference Level	5.000 dBm	AUTO
Attenuation	15.000 dB	5.000 dB
Detector	RMS	RMS
SweepCount	100	100
Filter	3 dB	3 dB
Trace Mode	Max Hold	Max Hold
SweepType	FFT	AUTO
Preamp	off	off

Pre Measurement 2

Setting	Instrument Value	Target Value
RBW	300.000 Hz	<= 300.000 Hz
VBW	1.000 kHz	>= 900.000 Hz
SweepPoints	133	~ 133
SweepTime	6.312 ms	AUTO
Reference Level	5.000 dBm	AUTO
Attenuation	15.000 dB	5.000 dB
Detector	MaxPeak	MaxPeak
SweepCount	30	30
Filter	3 dB	3 dB
Trace Mode	Max Hold	Max Hold
SweepType	FFT	AUTO
Preamp	off	off

Emissions in restricted frequency bands (Average) (5330 MHz; 30 MHz)

Customized settings.

Test according to FCC title 47 part 15 §15.407(b), KDB 789033 D02 General U-NII Test Procedures New Rules v02r01 II.G.1 and ANSI C63.10-2013

Measurement uncertainty calculated in accordance with ETSI TR 100 028-1.
Expanded Uncertainty (K=2) < 1.8 dB

Result

DUT Frequency (MHz)	Result
5330.000000	PASS

Final measurements

Frequency (MHz)	Level Pre Measurement (dBm)	level (dBm)	Limit (dBm)	Margin (dB)	Result
---	---	---	---	---	---

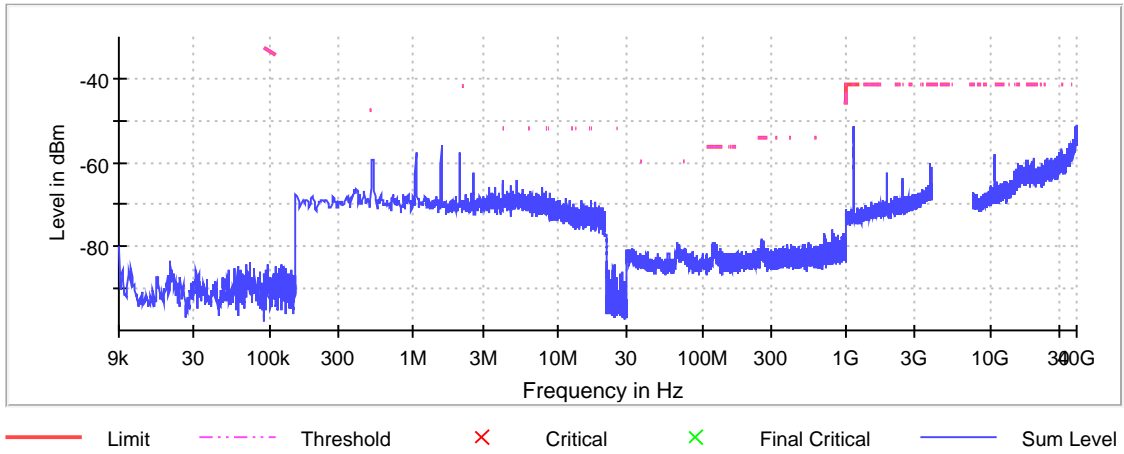
Pre Measurements

Frequency (MHz)	Level (dBm)	Margin (dB)	Limit (dBm)
1126.250000	-51.6	10.4	-41.2
1125.250000	-51.6	10.4	-41.2
1124.250000	-51.8	10.6	-41.2
1122.750000	-51.9	10.7	-41.2
1123.250000	-52.1	10.9	-41.2
1127.250000	-52.1	10.9	-41.2
1126.750000	-52.2	11.0	-41.2
1124.750000	-52.2	11.0	-41.2
1121.250000	-52.3	11.1	-41.2
1121.750000	-52.4	11.2	-41.2
1122.250000	-52.6	11.4	-41.2
1128.750000	-52.6	11.4	-41.2
1123.750000	-52.7	11.5	-41.2
1129.750000	-52.9	11.7	-41.2
1125.750000	-53.3	12.1	-41.2

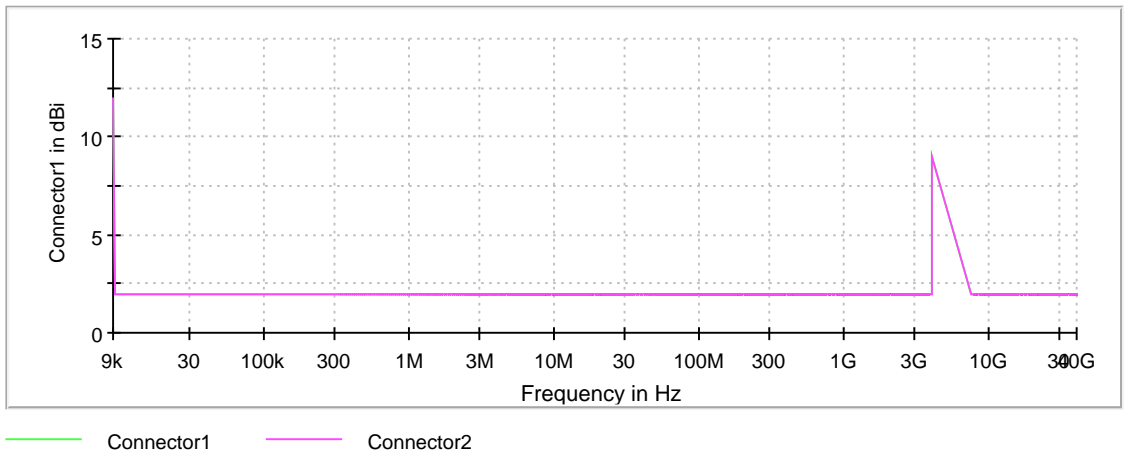
Measurement Settings

Start Frequency (MHz)	Stop Frequency (MHz)	Pre Measurement	Final Measurement
0.009000	0.090000	1	1
0.090000	0.110000	2	2
0.110000	0.150000	1	1
0.150000	0.490000	1	1
0.490000	30.000000	2	2
30.000000	1000.000000	2	2
1000.000000	4000.000000	1	1
7500.000000	18000.000000	1	1
18000.000000	26000.000000	1	1
26000.000000	40000.000000	1	1

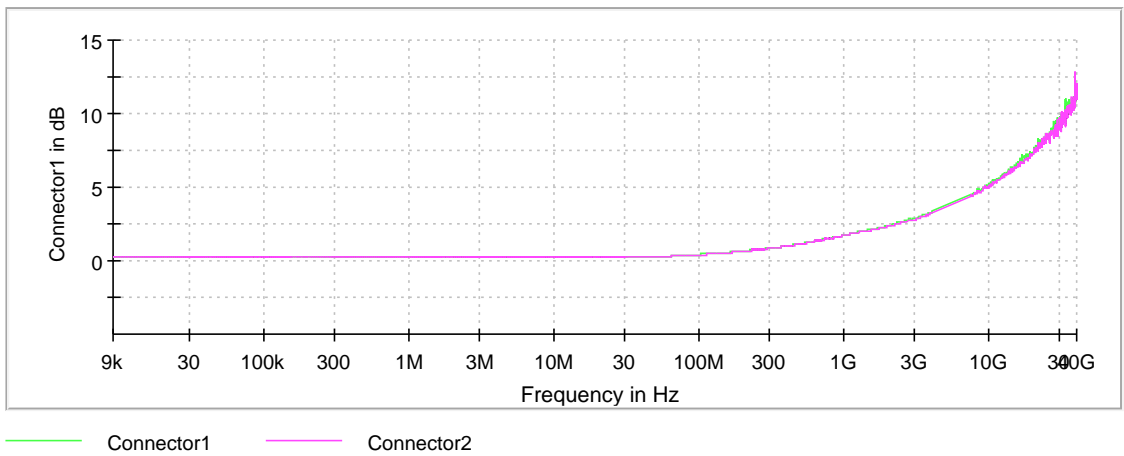
Restricted Band



Gain



Attenuation



Pre Measurement 1

Setting	Instrument Value	Target Value
RBW	300.000 Hz	<= 300.000 Hz
VBW	1.000 kHz	>= 900.000 Hz
SweepPoints	540	~ 540
SweepTime	6.322 ms	AUTO
Reference Level	-5.000 dBm	AUTO
Attenuation	5.000 dB	5.000 dB
Detector	RMS	RMS
SweepCount	100	100
Filter	3 dB	3 dB
Trace Mode	Max Hold	Max Hold
SweepType	FFT	AUTO
Preamp	off	off

Pre Measurement 2

Setting	Instrument Value	Target Value
RBW	300.000 Hz	<= 300.000 Hz
VBW	1.000 kHz	>= 900.000 Hz
SweepPoints	133	~ 133
SweepTime	6.312 ms	AUTO
Reference Level	-5.000 dBm	AUTO
Attenuation	5.000 dB	5.000 dB
Detector	MaxPeak	MaxPeak
SweepCount	30	30
Filter	3 dB	3 dB
Trace Mode	Max Hold	Max Hold
SweepType	FFT	AUTO
Preamp	off	off

Emissions in restricted frequency bands (Average) (5275 MHz; 50 MHz)

Customized settings.

Test according to FCC title 47 part 15 §15.407(b), KDB 789033 D02 General U-NII Test Procedures New Rules v02r01 II.G.1 and ANSI C63.10-2013

Measurement uncertainty calculated in accordance with ETSI TR 100 028-1.
Expanded Uncertainty (K=2) < 1.8 dB

Result

DUT Frequency (MHz)	Result
5275.000000	PASS

Final measurements

Frequency (MHz)	Level Pre Measurement (dBm)	level (dBm)	Limit (dBm)	Margin (dB)	Result
---	---	---	---	---	---

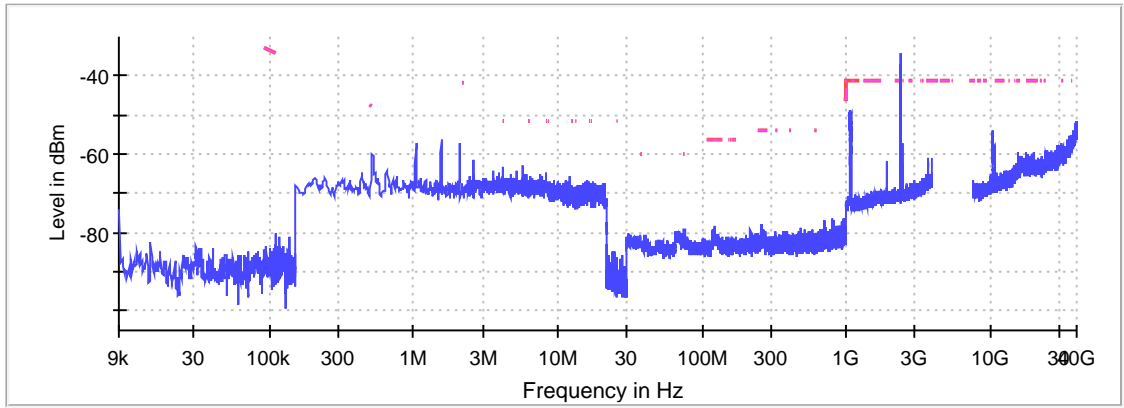
Pre Measurements

Frequency (MHz)	Level (dBm)	Margin (dB)	Limit (dBm)
1066.250000	-48.6	7.4	-41.2
1072.750000	-49.0	7.8	-41.2
1076.250000	-49.1	7.9	-41.2
1069.250000	-49.3	8.1	-41.2
1068.750000	-49.4	8.2	-41.2
1068.250000	-49.5	8.3	-41.2
1071.750000	-49.6	8.4	-41.2
1070.750000	-49.6	8.4	-41.2
1067.750000	-49.8	8.6	-41.2
1069.750000	-49.8	8.6	-41.2
1072.250000	-49.9	8.7	-41.2
1070.250000	-49.9	8.7	-41.2
1075.750000	-50.1	8.9	-41.2
1063.750000	-50.6	9.4	-41.2
1061.750000	-50.7	9.5	-41.2

Measurement Settings

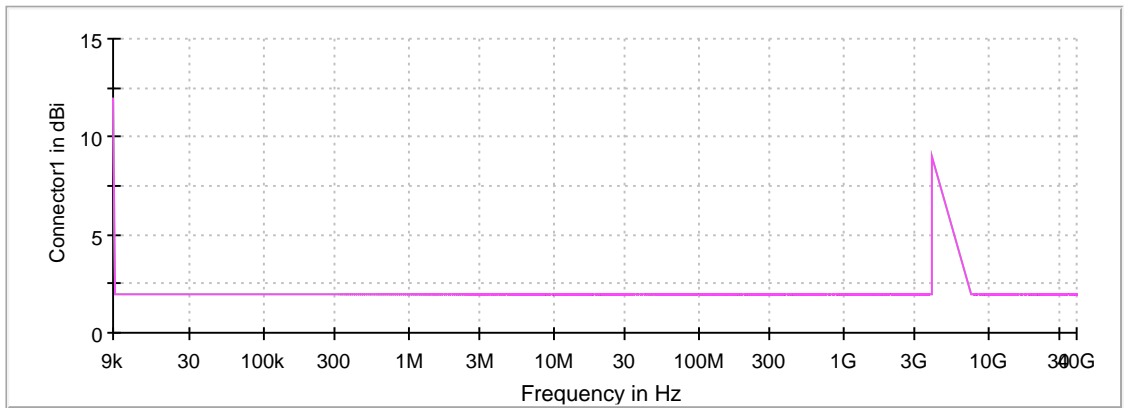
Start Frequency (MHz)	Stop Frequency (MHz)	Pre Measurement	Final Measurement
0.009000	0.090000	1	1
0.090000	0.110000	2	2
0.110000	0.150000	1	1
0.150000	0.490000	1	1
0.490000	30.000000	2	2
30.000000	1000.000000	2	2
1000.000000	4000.000000	1	1
7500.000000	18000.000000	1	1
18000.000000	26000.000000	1	1
26000.000000	40000.000000	1	1

Restricted Band



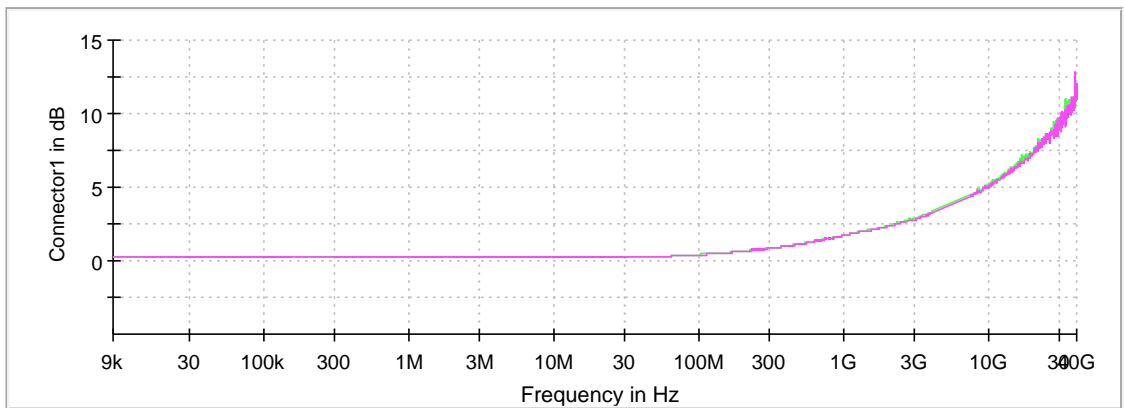
— Limit - - - Threshold × Critical × Final Critical — Sum Level

Gain



— Connector1 — Connector2

Attenuation



— Connector1 — Connector2

Pre Measurement 1

Setting	Instrument Value	Target Value
RBW	300.000 Hz	<= 300.000 Hz
VBW	1.000 kHz	>= 900.000 Hz
SweepPoints	540	~ 540
SweepTime	6.322 ms	AUTO
Reference Level	-5.000 dBm	AUTO
Attenuation	5.000 dB	5.000 dB
Detector	RMS	RMS
SweepCount	100	100
Filter	3 dB	3 dB
Trace Mode	Max Hold	Max Hold
SweepType	FFT	AUTO
Preamp	off	off

Pre Measurement 2

Setting	Instrument Value	Target Value
RBW	300.000 Hz	<= 300.000 Hz
VBW	1.000 kHz	>= 900.000 Hz
SweepPoints	133	~ 133
SweepTime	6.312 ms	AUTO
Reference Level	-5.000 dBm	AUTO
Attenuation	5.000 dB	5.000 dB
Detector	MaxPeak	MaxPeak
SweepCount	30	30
Filter	3 dB	3 dB
Trace Mode	Max Hold	Max Hold
SweepType	FFT	AUTO
Preamp	off	off

Emissions in restricted frequency bands (Average) (5300 MHz; 50 MHz)

Customized settings.

Test according to FCC title 47 part 15 §15.407(b), KDB 789033 D02 General U-NII Test Procedures New Rules v02r01 II.G.1 and ANSI C63.10-2013

Measurement uncertainty calculated in accordance with ETSI TR 100 028-1.
Expanded Uncertainty (K=2) < 1.8 dB

Result

DUT Frequency (MHz)	Result
5300.000000	PASS

Final measurements

Frequency (MHz)	Level Pre Measurement (dBm)	level (dBm)	Limit (dBm)	Margin (dB)	Result
---	---	---	---	---	---

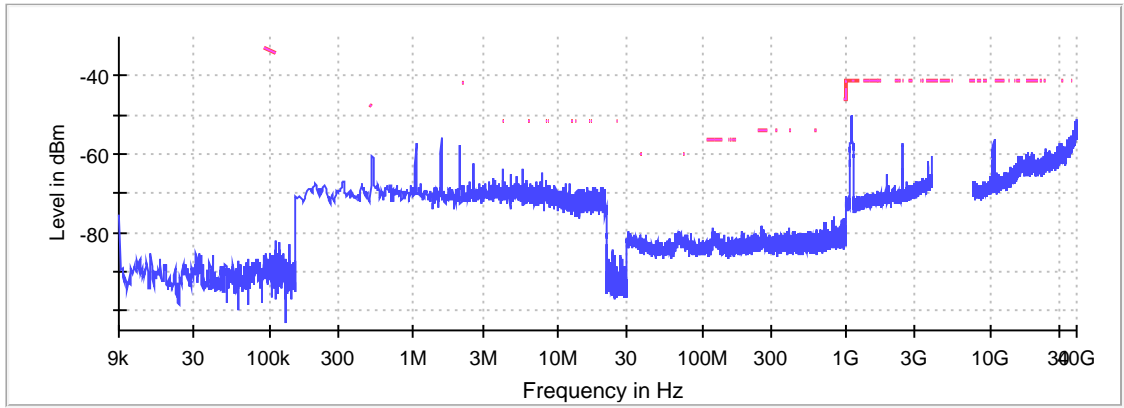
Pre Measurements

Frequency (MHz)	Level (dBm)	Margin (dB)	Limit (dBm)
1087.250000	-50.1	8.9	-41.2
1099.250000	-50.2	9.0	-41.2
1090.250000	-51.1	9.9	-41.2
1091.250000	-51.2	10.0	-41.2
1094.750000	-51.3	10.1	-41.2
1094.250000	-51.4	10.2	-41.2
1093.750000	-51.6	10.4	-41.2
1097.750000	-51.8	10.6	-41.2
1098.750000	-51.9	10.7	-41.2
1102.250000	-51.9	10.7	-41.2
1088.250000	-52.1	10.9	-41.2
1090.750000	-52.1	10.9	-41.2
1095.750000	-52.2	11.0	-41.2
1091.750000	-52.3	11.1	-41.2
1079.750000	-52.3	11.1	-41.2

Measurement Settings

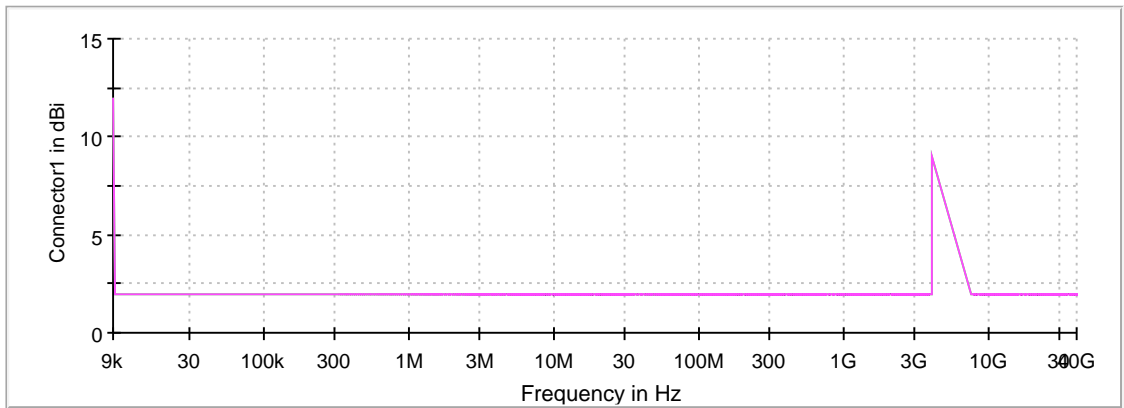
Start Frequency (MHz)	Stop Frequency (MHz)	Pre Measurement	Final Measurement
0.009000	0.090000	1	1
0.090000	0.110000	2	2
0.110000	0.150000	1	1
0.150000	0.490000	1	1
0.490000	30.000000	2	2
30.000000	1000.000000	2	2
1000.000000	4000.000000	1	1
7500.000000	18000.000000	1	1
18000.000000	26000.000000	1	1
26000.000000	40000.000000	1	1

Restricted Band



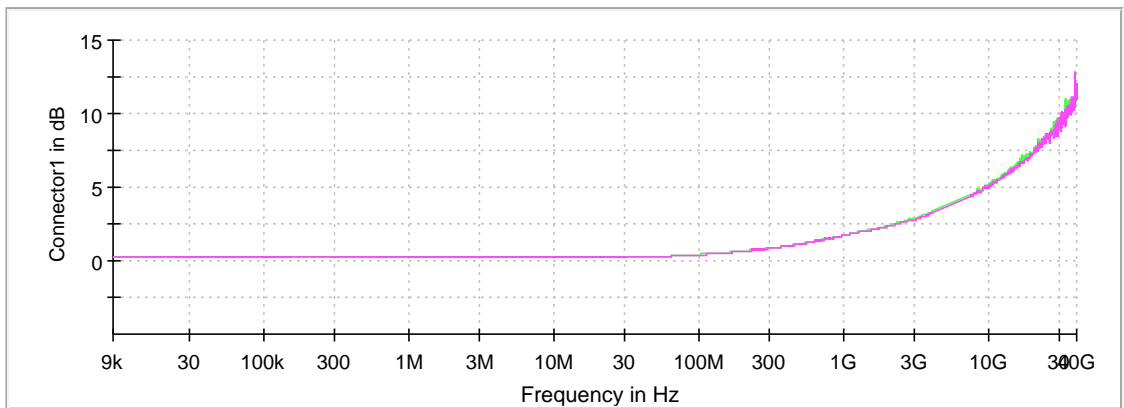
— Limit - - - - Threshold x Critical x Final Critical — Sum Level

Gain



— Connector1 — Connector2

Attenuation



— Connector1 — Connector2

Pre Measurement 1

Setting	Instrument Value	Target Value
RBW	300.000 Hz	<= 300.000 Hz
VBW	1.000 kHz	>= 900.000 Hz
SweepPoints	540	~ 540
SweepTime	6.322 ms	AUTO
Reference Level	-5.000 dBm	AUTO
Attenuation	5.000 dB	5.000 dB
Detector	RMS	RMS
SweepCount	100	100
Filter	3 dB	3 dB
Trace Mode	Max Hold	Max Hold
SweepType	FFT	AUTO
Preamp	off	off

Pre Measurement 2

Setting	Instrument Value	Target Value
RBW	300.000 Hz	<= 300.000 Hz
VBW	1.000 kHz	>= 900.000 Hz
SweepPoints	133	~ 133
SweepTime	6.312 ms	AUTO
Reference Level	-5.000 dBm	AUTO
Attenuation	5.000 dB	5.000 dB
Detector	MaxPeak	MaxPeak
SweepCount	30	30
Filter	3 dB	3 dB
Trace Mode	Max Hold	Max Hold
SweepType	FFT	AUTO
Preamp	off	off

Emissions in restricted frequency bands (Average) (5320 MHz; 50 MHz)

Customized settings.

Test according to FCC title 47 part 15 §15.407(b), KDB 789033 D02 General U-NII Test Procedures New Rules v02r01 II.G.1 and ANSI C63.10-2013

Measurement uncertainty calculated in accordance with ETSI TR 100 028-1.
Expanded Uncertainty (K=2) < 1.8 dB

Result

DUT Frequency (MHz)	Result
5320.000000	PASS

Final measurements

Frequency (MHz)	Level Pre Measurement (dBm)	level (dBm)	Limit (dBm)	Margin (dB)	Result
---	---	---	---	---	---

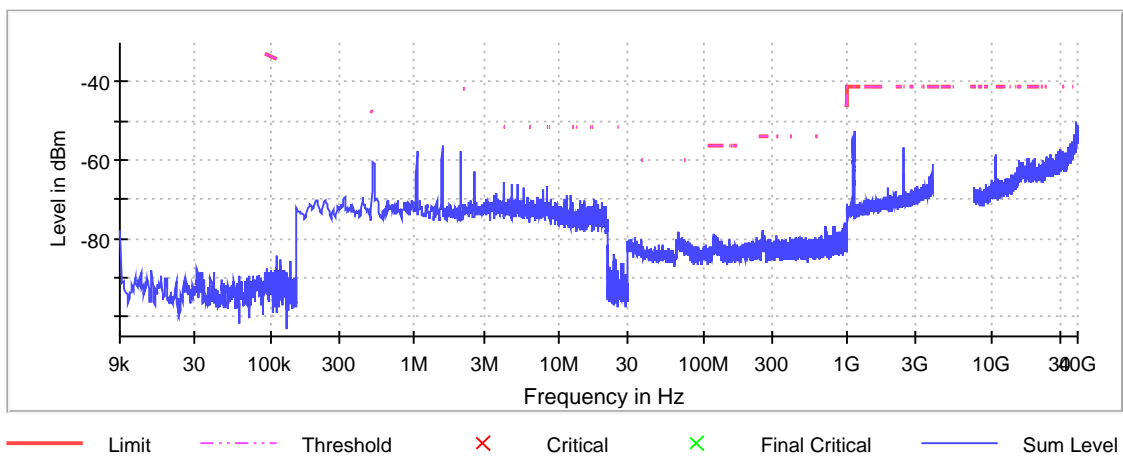
Pre Measurements

Frequency (MHz)	Level (dBm)	Margin (dB)	Limit (dBm)
1114.250000	-52.7	11.5	-41.2
1111.250000	-53.5	12.3	-41.2
1108.750000	-54.4	13.2	-41.2
1117.750000	-54.4	13.2	-41.2
1112.750000	-54.4	13.2	-41.2
1115.250000	-54.5	13.3	-41.2
1110.250000	-54.5	13.3	-41.2
1124.750000	-54.5	13.3	-41.2
1114.750000	-54.6	13.4	-41.2
1116.750000	-54.6	13.4	-41.2
1119.250000	-54.7	13.5	-41.2
1109.750000	-54.9	13.7	-41.2
1113.250000	-55.0	13.8	-41.2
1107.250000	-55.1	13.9	-41.2
1102.250000	-55.1	13.9	-41.2

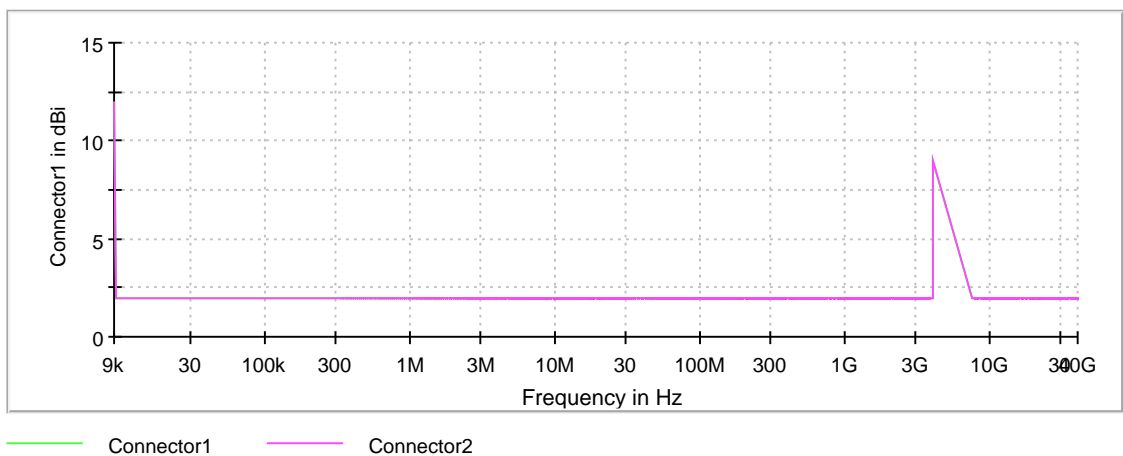
Measurement Settings

Start Frequency (MHz)	Stop Frequency (MHz)	Pre Measurement	Final Measurement
0.009000	0.090000	1	1
0.090000	0.110000	2	2
0.110000	0.150000	1	1
0.150000	0.490000	1	1
0.490000	30.000000	2	2
30.000000	1000.000000	2	2
1000.000000	4000.000000	1	1
7500.000000	18000.000000	1	1
18000.000000	26000.000000	1	1
26000.000000	40000.000000	1	1

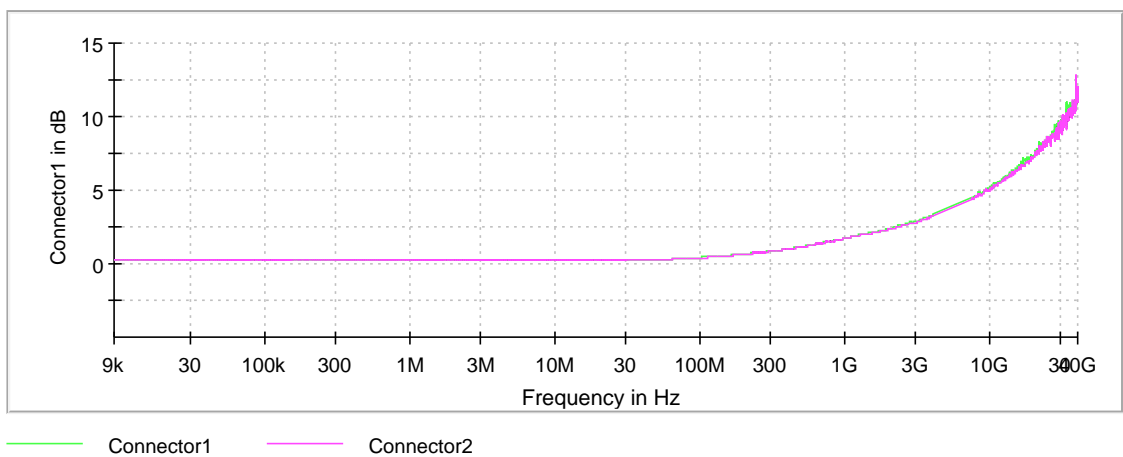
Restricted Band



Gain



Attenuation



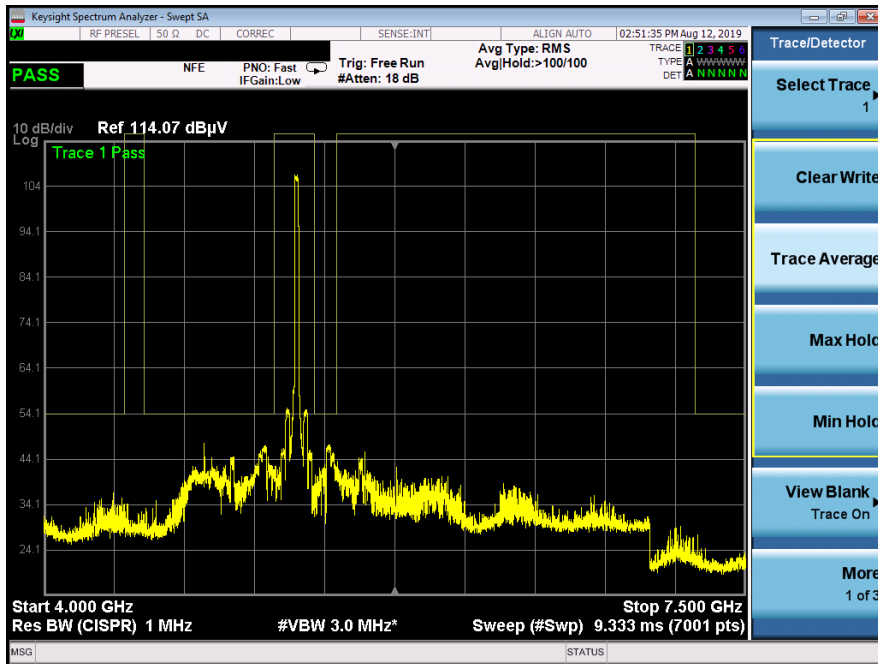
Pre Measurement 1

Setting	Instrument Value	Target Value
RBW	300.000 Hz	<= 300.000 Hz
VBW	1.000 kHz	>= 900.000 Hz
SweepPoints	540	~ 540
SweepTime	6.322 ms	AUTO
Reference Level	-5.000 dBm	AUTO
Attenuation	5.000 dB	5.000 dB
Detector	RMS	RMS
SweepCount	100	100
Filter	3 dB	3 dB
Trace Mode	Max Hold	Max Hold
SweepType	FFT	AUTO
Preamp	off	off

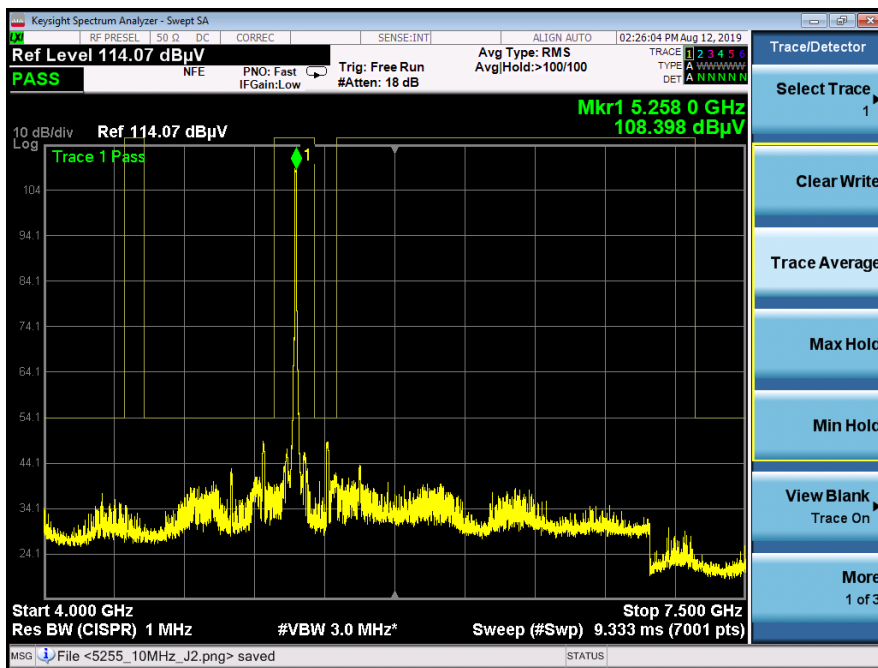
Pre Measurement 2

Setting	Instrument Value	Target Value
RBW	300.000 Hz	<= 300.000 Hz
VBW	1.000 kHz	>= 900.000 Hz
SweepPoints	133	~ 133
SweepTime	6.312 ms	AUTO
Reference Level	-5.000 dBm	AUTO
Attenuation	5.000 dB	5.000 dB
Detector	MaxPeak	MaxPeak
SweepCount	30	30
Filter	3 dB	3 dB
Trace Mode	Max Hold	Max Hold
SweepType	FFT	AUTO
Preamp	off	off

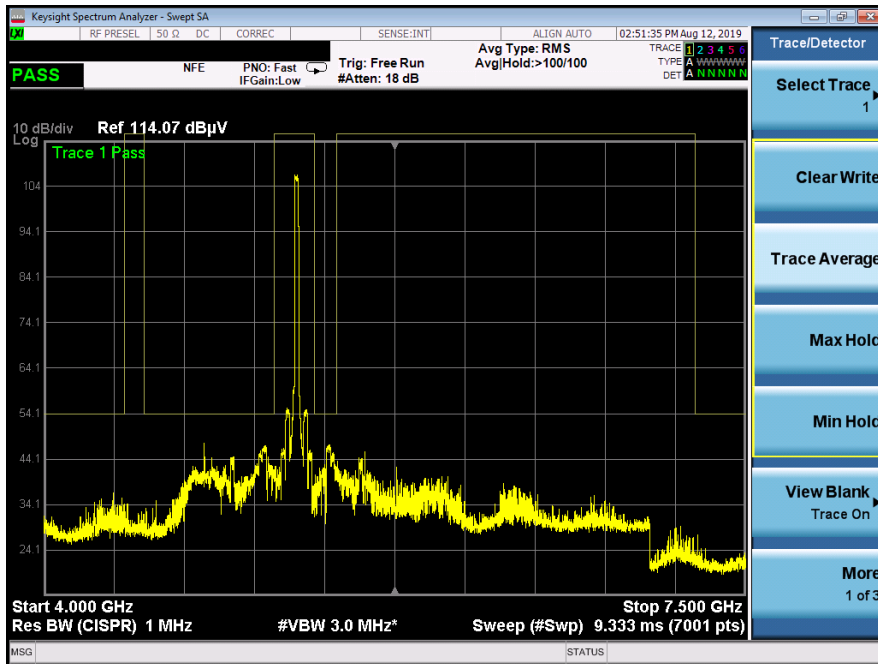
UNII-2A
Conducted Restricted Band Measurements
Between 4 and 7.5 GHz



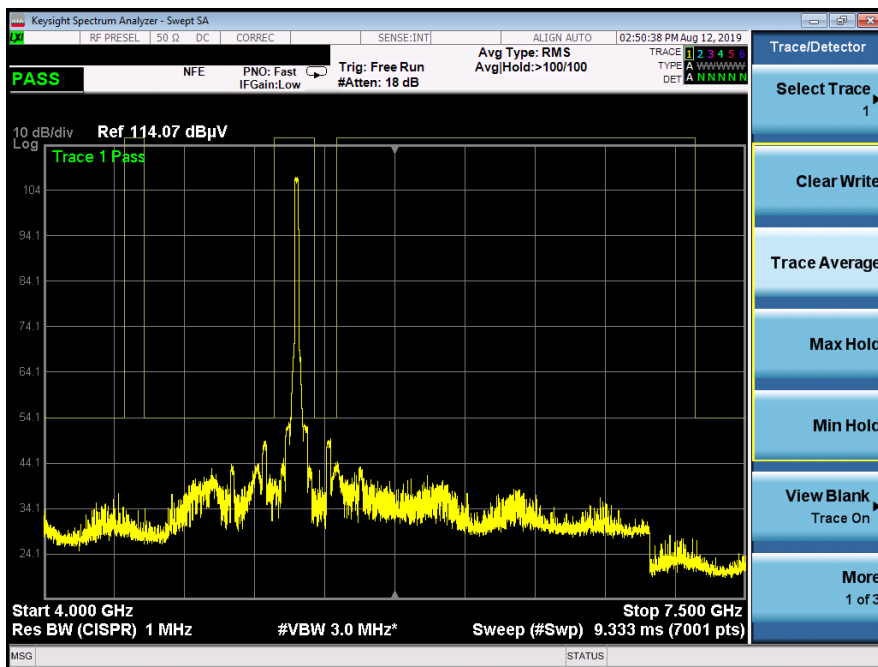
5255 MHz_10 MHz Channel_J2



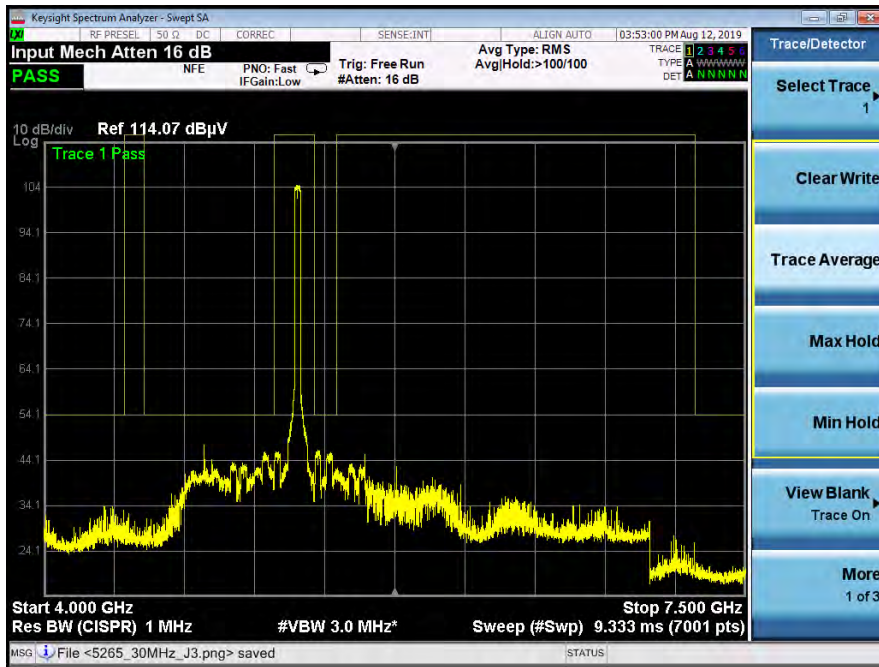
5255 MHz_10 MHz Channel_J3



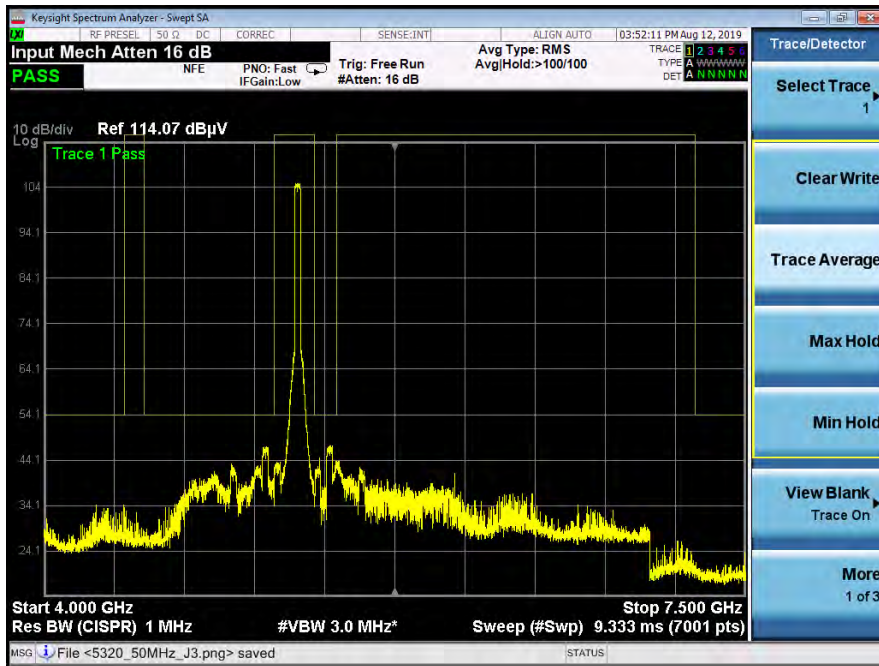
5260 MHz_20 MHz Channel_J2



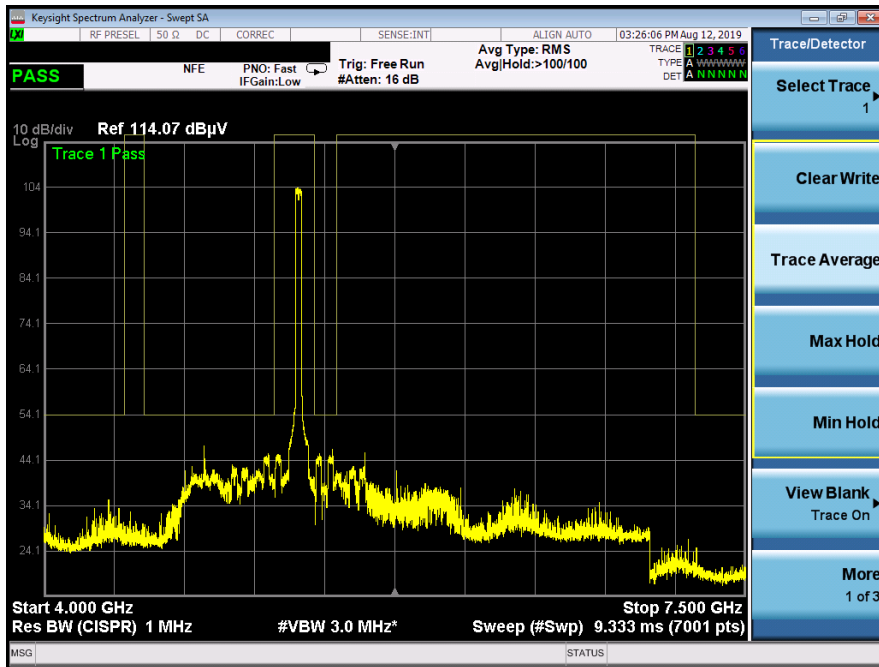
5260 MHz_20 MHz Channel_J3



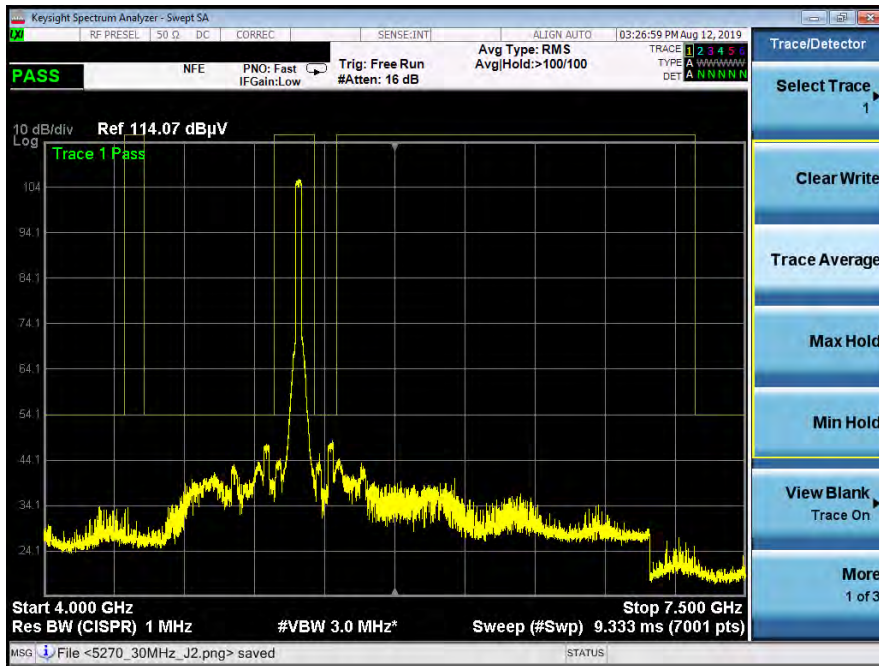
5265 MHz_30 MHz Channel_J2



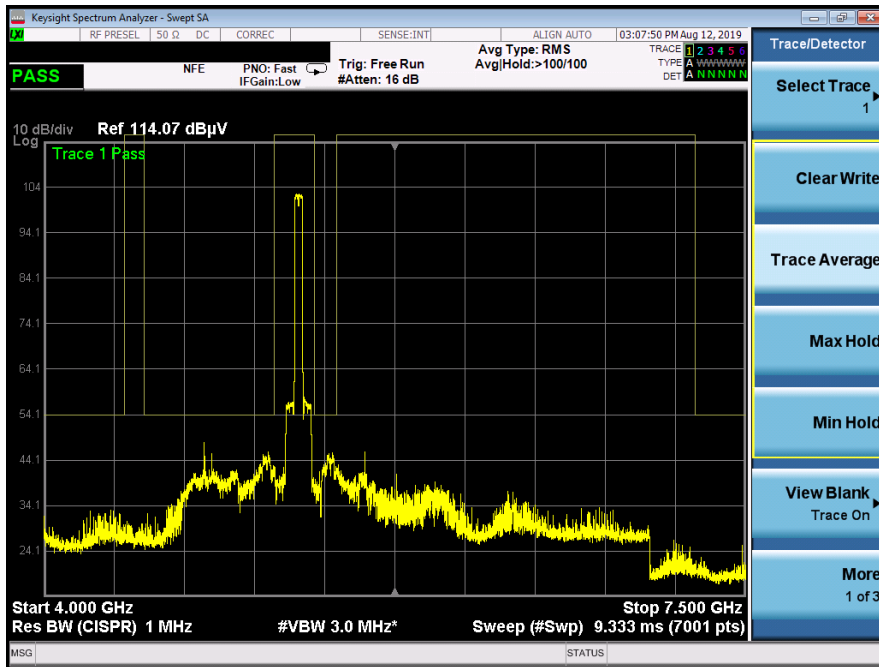
5265 MHz_30 MHz Channel_J3



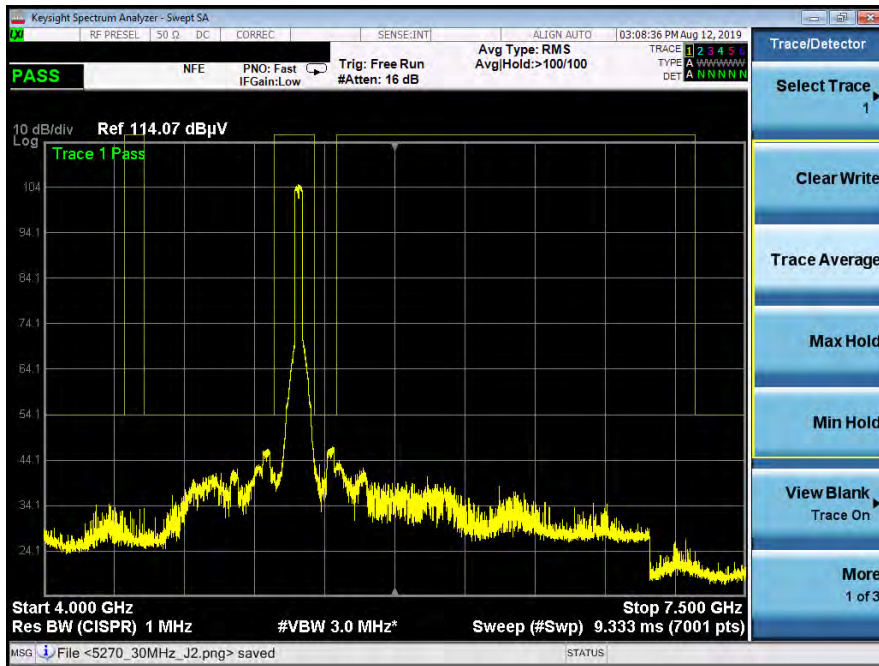
5270 MHz_30 MHz Channel_J2



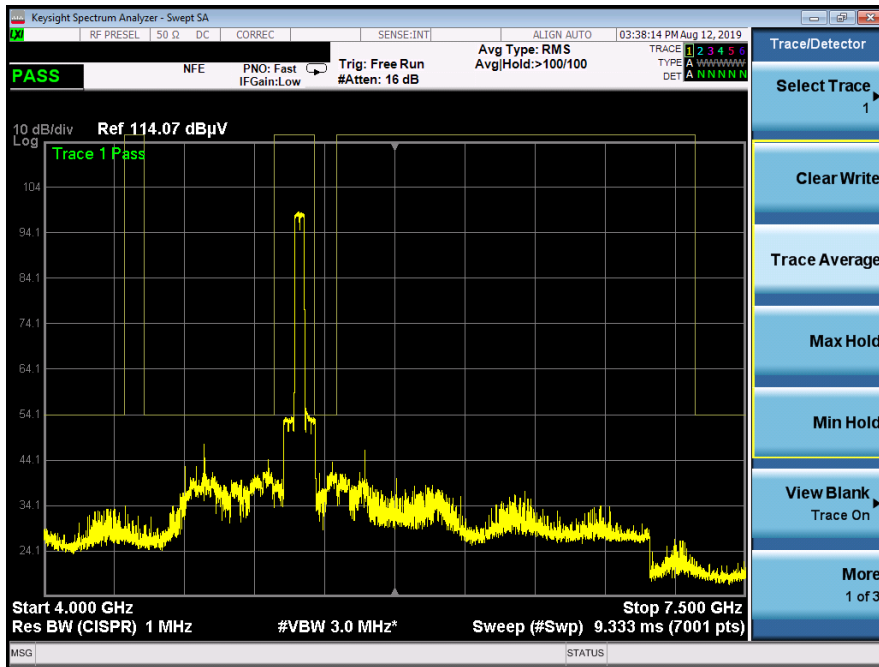
5270 MHz_30 MHz Channel_J3



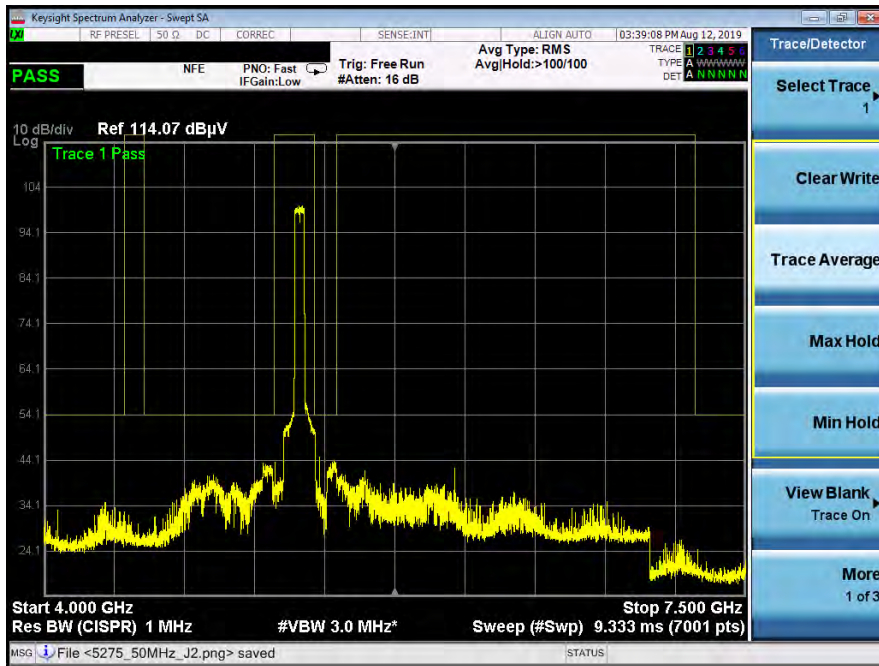
5270 MHz_40 MHz Channel_J2



5270 MHz_40 MHz Channel_J3



5275 MHz_50 MHz Channel_J2



5275 MHz_50 MHz Channel_J3