

## Summary

Test	Frequency (MHz)	Nominal Power (dBm)	Nominal Bandwidth (MHz)	Result
RF output power	2412.000	24.0	20.000000	PASS
Minimum Emission Bandwidth 6 dB	2412.000	24.0	20.000000	PASS
Power Spectral Density	2412.000	24.0	20.000000	PASS
Occupied Channel Bandwidth 99%	2412.000	24.0	20.000000	PASS
Band Edge low	2412.000	24.0	20.000000	PASS
Tx Spurious Emission	2412.000	24.0	20.000000	PASS
Emissions in restricted frequency bands (Average)	2412.000	24.0	20.000000	PASS
Emissions in restricted frequency bands (Peak)	2412.000	24.0	20.000000	PASS
Minimum Emission Bandwidth 6 dB	2437.000	24.0	20.000000	PASS
Occupied Channel Bandwidth 99%	2437.000	24.0	20.000000	PASS
Tx Spurious Emission	2437.000	24.0	20.000000	PASS
Emissions in restricted frequency bands (Average)	2437.000	24.0	20.000000	PASS
Emissions in restricted frequency bands (Peak)	2437.000	24.0	20.000000	PASS
Minimum Emission Bandwidth 6 dB	2462.000	24.0	20.000000	PASS
Occupied Channel Bandwidth 99%	2462.000	24.0	20.000000	PASS
Band Edge high	2462.000	24.0	20.000000	PASS
Tx Spurious Emission	2462.000	24.0	20.000000	PASS
Emissions in restricted frequency bands (Average)	2462.000	24.0	20.000000	PASS
Emissions in restricted frequency bands (Peak)	2462.000	24.0	20.000000	PASS

## RF output power (2412 MHz; 24.000 dBm; 20 MHz)

Customized settings.

### Result

DUT Frequency (MHz)	Gated RMS (dBm)	Limit Max (dBm)	Gated EIRP (dBm)	DutyCycle (%)	Result
2412.000000	9.0	30.0	9.0	88.644	PASS

### OSP PowerMeter settings

Setting	Instrument Value	Target Value
Measurement Time	1.000 s	1.000 s
Points	1000000	1000000
Time resolution	1.000 µs	1.000 µs

## Minimum Emission Bandwidth 6 dB (2412 MHz; 24.000 dBm; 20 MHz)

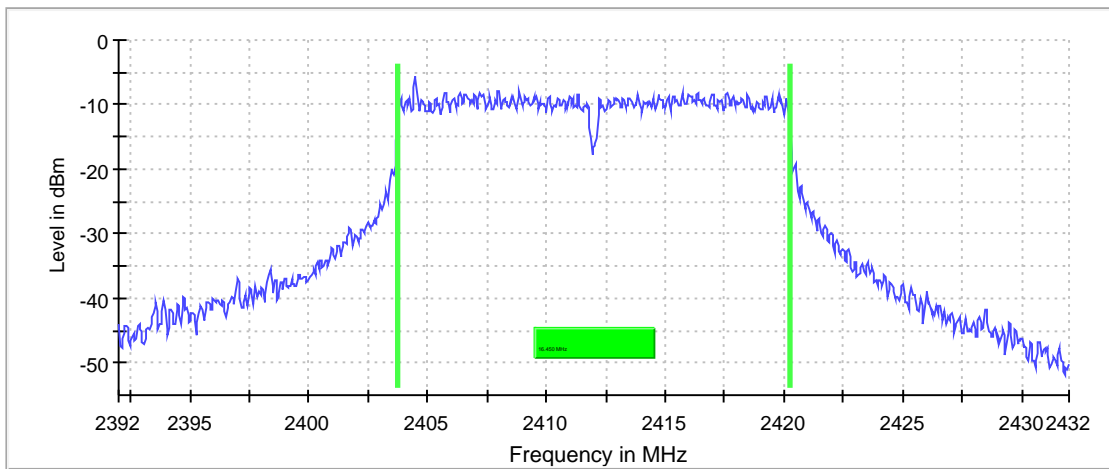
Customized settings.

### 6 dB Bandwidth

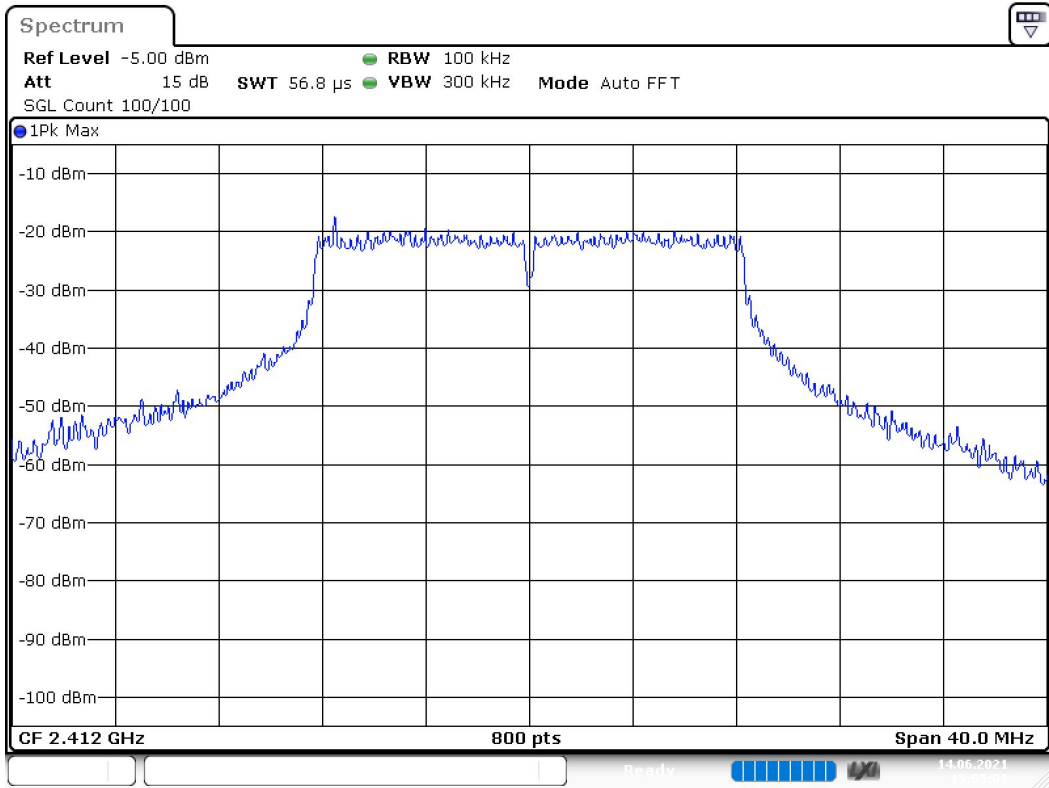
DUT Frequency (MHz)	Bandwidth (MHz)	Limit Min (MHz)	Limit Max (MHz)	Band Edge Left (MHz)	Band Edge Right (MHz)
2412.000000	16.450000	0.500000	---	2403.775000	2420.225000

(continuation of the "6 dB Bandwidth" table from column 6 ...)

DUT Frequency (MHz)	Max Level (dBm)	Result
2412.000000	-5.7	PASS



Bandwidth



Date: 14.JUN.2021 15:05:01

### Measurement

Setting	Instrument Value	Target Value
Start Frequency	2.39200 GHz	2.39200 GHz
Stop Frequency	2.43200 GHz	2.43200 GHz
Span	40.000 MHz	40.000 MHz
RBW	100.000 kHz	~ 100.000 kHz
VBW	300.000 kHz	~ 300.000 kHz
SweepPoints	800	~ 800
SweepTime	56.836 μs	AUTO
Reference Level	-5.000 dBm	-5.000 dBm
Attenuation	15.000 dB	AUTO
Detector	MaxPeak	MaxPeak
SweepCount	100	100
Filter	3 dB	3 dB
Trace Mode	Max Hold	Max Hold
Sweeptype	FFT	AUTO
Preamp	off	off

## Power Spectral Density (2412 MHz; 24.000 dBm; 20 MHz)

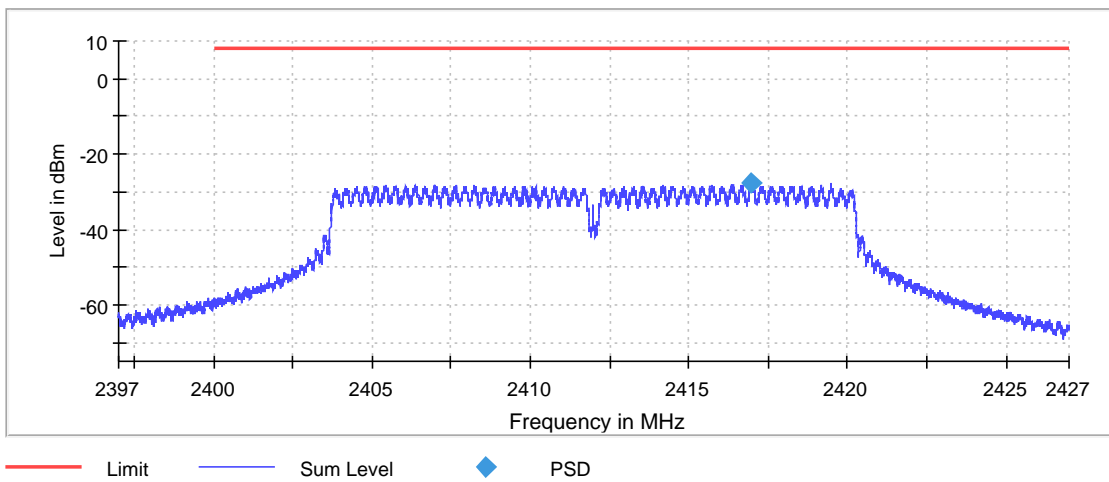
Customized settings.

### Result

DUT Frequency (MHz)	Frequency (MHz)	PSD (dBm)	Limit Max (dBm)	Result
2412.000000	2416.970250	-27.705	8.0	PASS

### Ports

Port	State
1	used



### Measurement

Setting	Instrument Value	Target Value
Start Frequency	2.39700 GHz	2.39700 GHz
Stop Frequency	2.42700 GHz	2.42700 GHz
Span	30.000 MHz	30.000 MHz
RBW	3.000 kHz	<= 3.000 kHz
VBW	10.000 kHz	>= 9.000 kHz
SweepPoints	20000	~ 20000
SweepTime	4.424 ms	AUTO
Reference Level	0.000 dBm	0.000 dBm
Attenuation	20.000 dB	AUTO
Detector	RMS	RMS
SweepCount	100	100
Filter	3 dB	3 dB
Trace Mode	Average Power	Average Power
SweepType	FFT	AUTO
Preamp	off	off

## Occupied Channel Bandwidth 99% (2412 MHz; 24.000 dBm; 20 MHz)

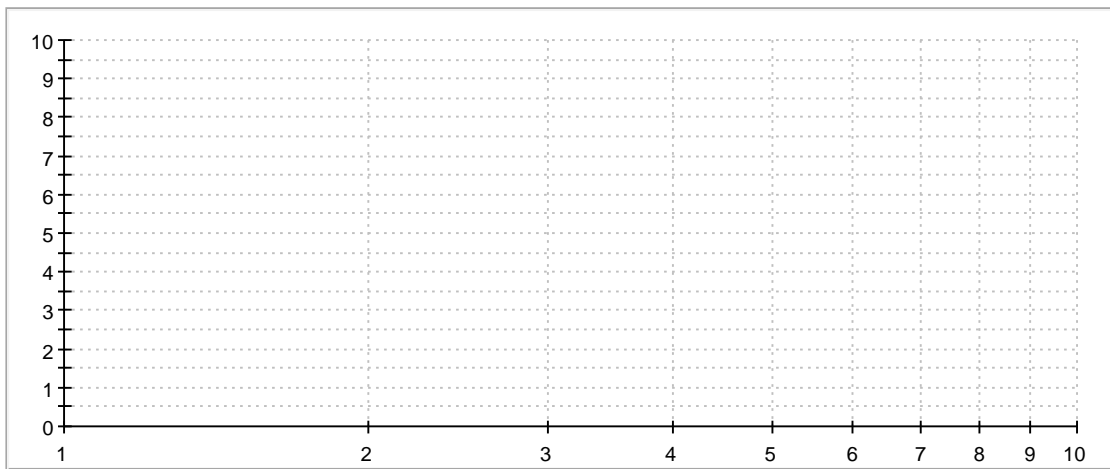
Customized settings.

### 99 % Bandwidth

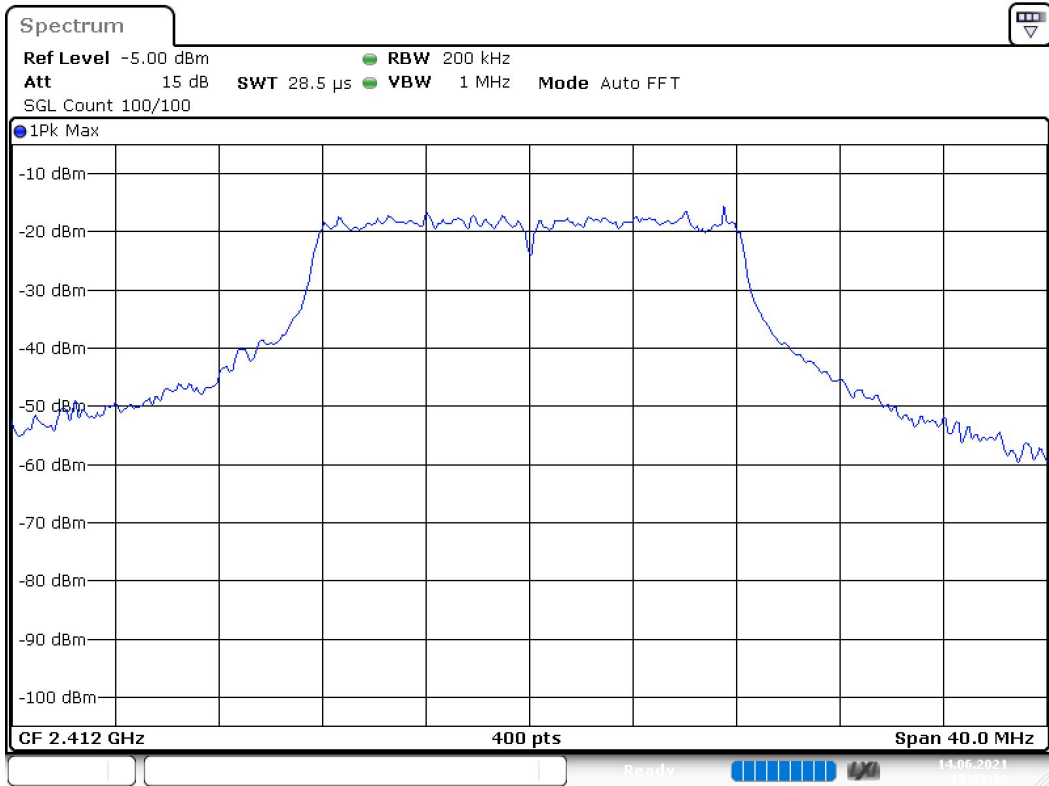
DUT Frequency (MHz)	Bandwidth (MHz)	Limit Min (MHz)	Limit Max (MHz)	Band Edge Left (MHz)	Band Edge Right (MHz)
2412.000000	16.600000	---	---	2403.650000	2420.250000

(continuation of the "99 % Bandwidth" table from column 6 ...)

DUT Frequency (MHz)	Result
2412.000000	PASS



Bandwidth



Date: 14.JUN.2021 15:05:30

### Measurement

Setting	Instrument Value	Target Value
Start Frequency	2.39200 GHz	2.39200 GHz
Stop Frequency	2.43200 GHz	2.43200 GHz
Span	40.000 MHz	40.000 MHz
RBW	200.000 kHz	>= 200.000 kHz
VBW	1.000 MHz	>= 600.000 kHz
SweepPoints	400	~ 400
SweepTime	28.477 μs	AUTO
Reference Level	-5.000 dBm	-5.000 dBm
Attenuation	15.000 dB	AUTO
Detector	MaxPeak	MaxPeak
SweepCount	100	100
Filter	3 dB	3 dB
Trace Mode	Max Hold	Max Hold
Sweeptype	FFT	AUTO
Preamp	off	off

## Band Edge low (2412 MHz; 24.000 dBm; 20 MHz)

Customized settings.

### Result

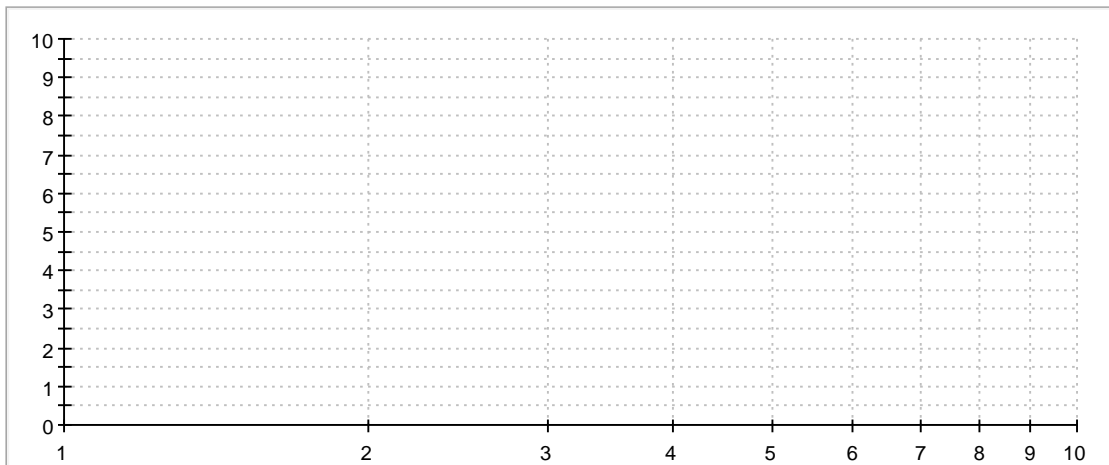
DUT Frequency (MHz)	Result
2412.000000	PASS

### Inband Peak

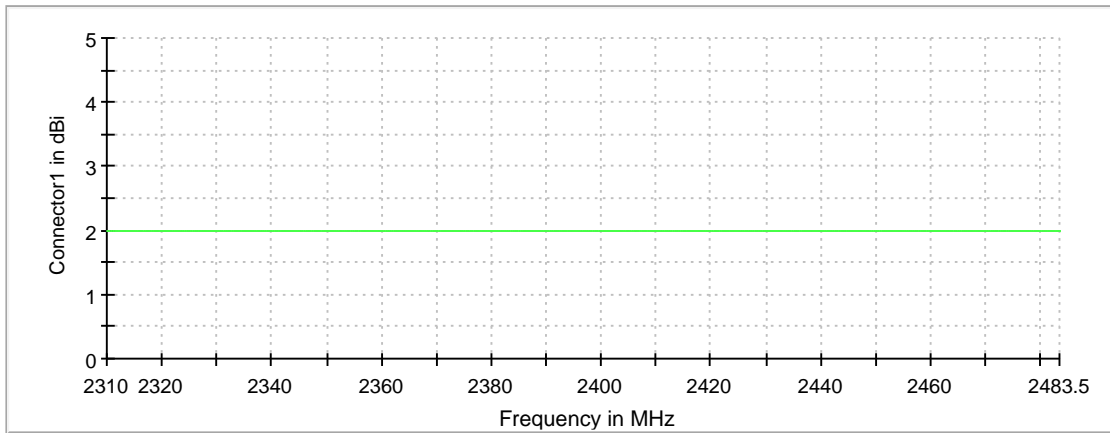
Frequency (MHz)	Level (dBm)
2406.975000	-1.8

### Measurements

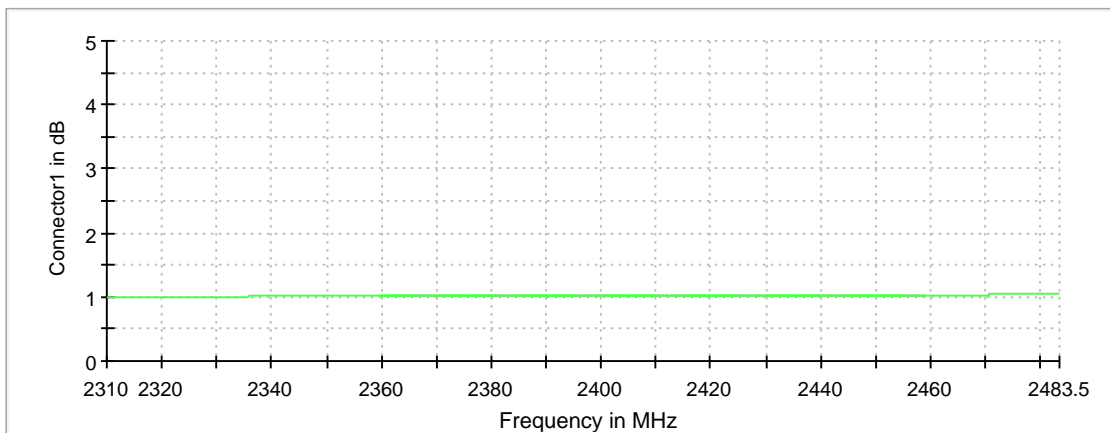
Frequency (MHz)	Level (dBm)	Margin (dB)	Limit (dBm)	Result
2399.125000	-33.1	1.4	-31.8	PASS
2399.975000	-33.2	1.5	-31.8	PASS
2399.725000	-33.4	1.7	-31.8	PASS
2399.775000	-33.5	1.8	-31.8	PASS
2399.175000	-33.6	1.9	-31.8	PASS
2398.275000	-33.8	2.0	-31.8	PASS
2399.075000	-34.0	2.3	-31.8	PASS
2399.575000	-34.2	2.5	-31.8	PASS
2399.475000	-34.2	2.5	-31.8	PASS
2398.225000	-34.3	2.5	-31.8	PASS
2399.525000	-34.4	2.7	-31.8	PASS
2399.825000	-34.4	2.7	-31.8	PASS
2399.925000	-34.5	2.8	-31.8	PASS
2399.675000	-34.6	2.9	-31.8	PASS
2399.625000	-34.6	2.9	-31.8	PASS







Connector1



Connector1

### Measurement 1

Setting	Instrument Value	Target Value
Start Frequency	2.31000 GHz	2.31000 GHz
Stop Frequency	2.40000 GHz	2.40000 GHz
Span	90.000 MHz	90.000 MHz
RBW	100.000 kHz	<= 100.000 kHz
VBW	300.000 kHz	>= 300.000 kHz
SweepPoints	1800	~ 1800
SweepTime	113.672 $\mu$ s	AUTO
Reference Level	10.000 dBm	10.000 dBm
Attenuation	30.000 dB	AUTO
Detector	MaxPeak	MaxPeak
SweepCount	100	100
Filter	3 dB	3 dB
Trace Mode	Max Hold	Max Hold
SweepType	FFT	AUTO
Preamp	off	off

### Measurement 2

Setting	Instrument Value	Target Value
Start Frequency	2.40000 GHz	2.40000 GHz
Stop Frequency	2.48350 GHz	2.48350 GHz
Span	83.500 MHz	83.500 MHz
RBW	100.000 kHz	<= 100.000 kHz
VBW	300.000 kHz	>= 300.000 kHz
SweepPoints	1670	~ 1670
SweepTime	94.727 µs	AUTO
Reference Level	10.000 dBm	10.000 dBm
Attenuation	30.000 dB	AUTO
Detector	MaxPeak	MaxPeak
SweepCount	100	100
Filter	3 dB	3 dB
Trace Mode	Max Hold	Max Hold
SweepType	FFT	AUTO
Preamp	off	off

## Tx Spurious Emission (2412 MHz; 24.000 dBm; 20 MHz)

Customized settings.

### Result

DUT Frequency (MHz)	Result
2412.000000	PASS

### Final measurements

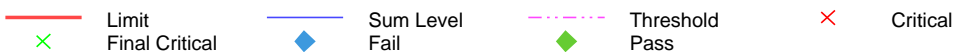
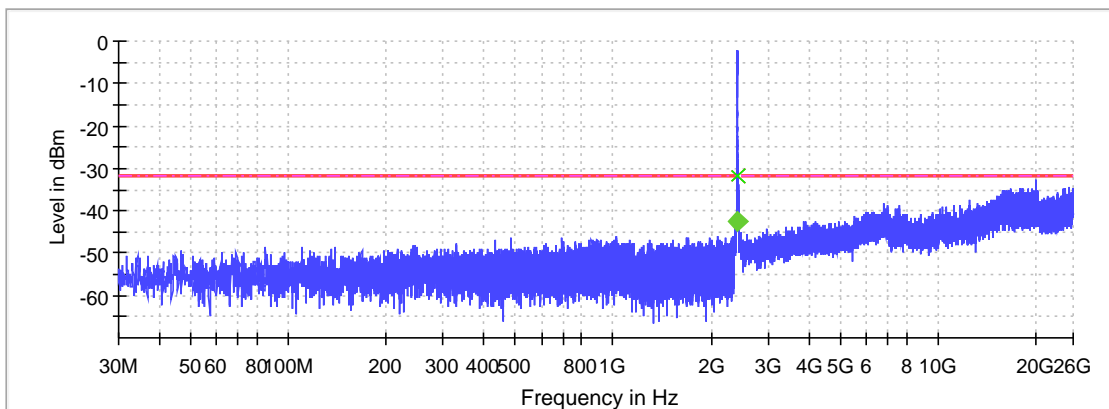
Frequency (MHz)	Level Pre Measurement (dBm)	level (dBm)	Limit (dBm)	Margin (dB)	Result
2399.724377	-35.4	-42.5	-32.0	10.5	PASS

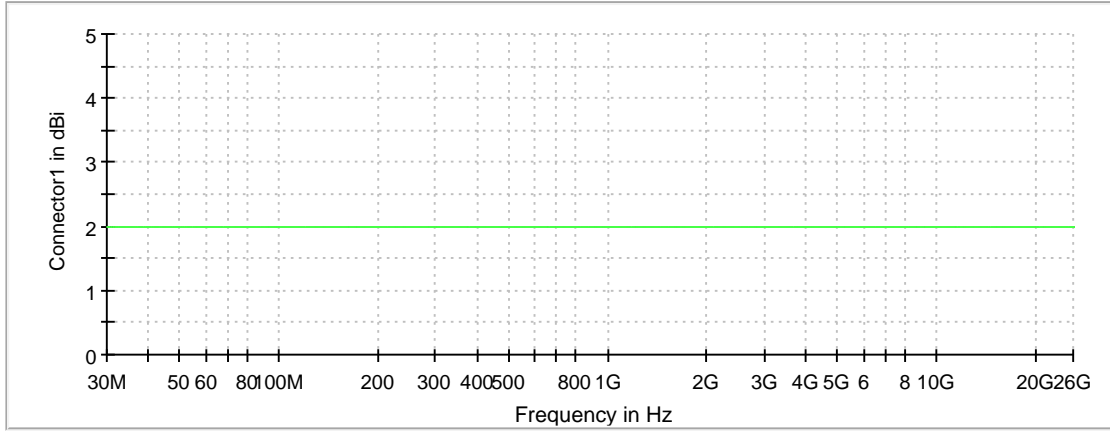
### Pre Measurements

Frequency (MHz)	Level (dBm)	Margin (dB)	Limit (dBm)
2399.475000	-31.8	-0.1	-32.0
2399.525000	-32.0	0.1	-32.0
2398.825000	-32.4	0.4	-32.0
2398.875000	-32.4	0.4	-32.0
19893.617176	-32.7	0.7	-32.0
2395.375000	-33.3	1.4	-32.0
2399.425000	-33.3	1.4	-32.0
2399.775000	-33.5	1.5	-32.0
2395.425000	-33.5	1.6	-32.0
2398.925000	-33.7	1.7	-32.0
2399.825000	-33.7	1.7	-32.0
2399.575000	-33.7	1.7	-32.0
2399.125000	-33.8	1.8	-32.0
2398.775000	-33.8	1.8	-32.0
2399.075000	-33.8	1.8	-32.0

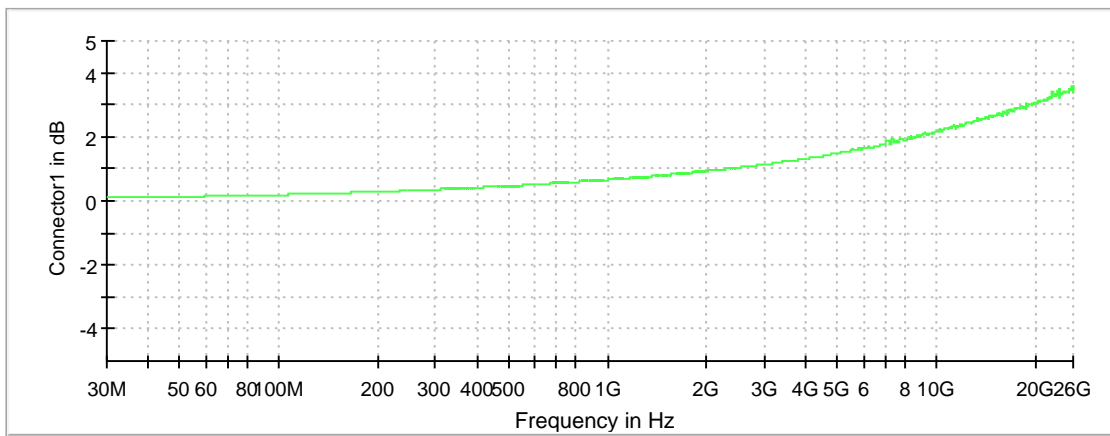
### Measurement Settings

Start Frequency (MHz)	Stop Frequency (MHz)	Pre Measurement	Final Measurement
30.000000	2350.000000	1	1
2350.000000	2483.500000	2	1
2483.500000	26000.000000	1	1

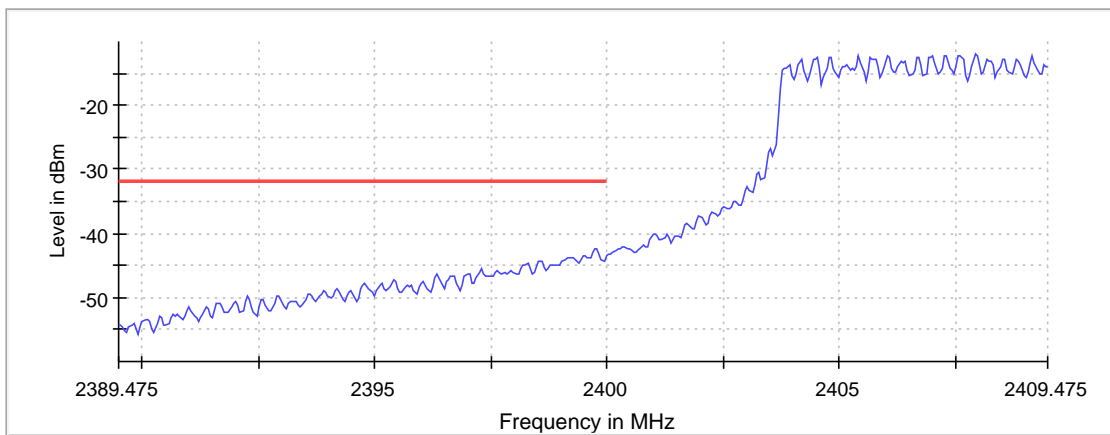




Connector1



Connector1



Sum Level Limit

## Pre Measurement 1

Setting	Instrument Value	Target Value
RBW	100.000 kHz	<= 100.000 kHz
VBW	300.000 kHz	>= 300.000 kHz
SweepPoints	32001	~ 46400
SweepTime	32.100 ms	AUTO
Reference Level	20.000 dBm	20.000 dBm
Attenuation	40.000 dB	40.000 dB
Detector	MaxPeak	MaxPeak
SweepCount	3	3
Filter	3 dB	3 dB
Trace Mode	Max Hold	Max Hold
SweepType	Sweep	AUTO
Preamp	off	off

## Pre Measurement 2

Setting	Instrument Value	Target Value
RBW	100.000 kHz	<= 100.000 kHz
VBW	300.000 kHz	>= 300.000 kHz
SweepPoints	2670	~ 2670
SweepTime	151.563 $\mu$ s	AUTO
Reference Level	20.000 dBm	20.000 dBm
Attenuation	40.000 dB	40.000 dB
Detector	MaxPeak	MaxPeak
SweepCount	300	300
Filter	3 dB	3 dB
Trace Mode	Max Hold	Max Hold
SweepType	FFT	AUTO
Preamp	off	off

## Final Measurement 1

Setting	Instrument Value	Target Value
RBW	100.000 kHz	<= 100.000 kHz
VBW	300.000 kHz	>= 300.000 kHz
SweepPoints	401	~ 401
SweepTime	37.907 $\mu$ s	AUTO
Reference Level	20.000 dBm	20.000 dBm
Attenuation	40.000 dB	40.000 dB
Detector	Sample	Sample
SweepCount	100	100
Filter	3 dB	3 dB
Trace Mode	Average Linear	Average Linear
SweepType	FFT	AUTO
Preamp	off	off

## Emissions in restricted frequency bands (Average) (2412 MHz; 24.000 dBm; 20 MHz)

Customized settings.

### Result

DUT Frequency (MHz)	Result
2412.000000	PASS

### Final measurements

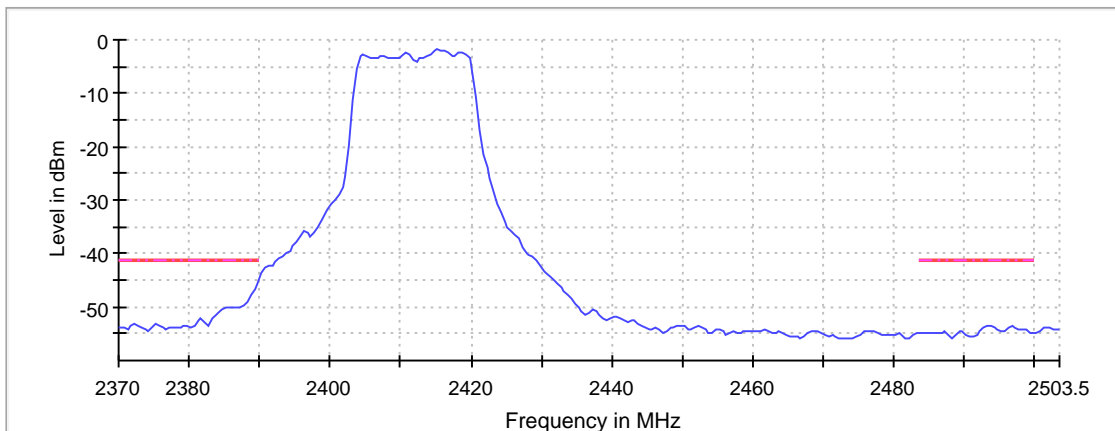
Frequency (MHz)	Level Pre Measurement (dBm)	level (dBm)	Limit (dBm)	Margin (dB)	Result
---	---	---	---	---	---

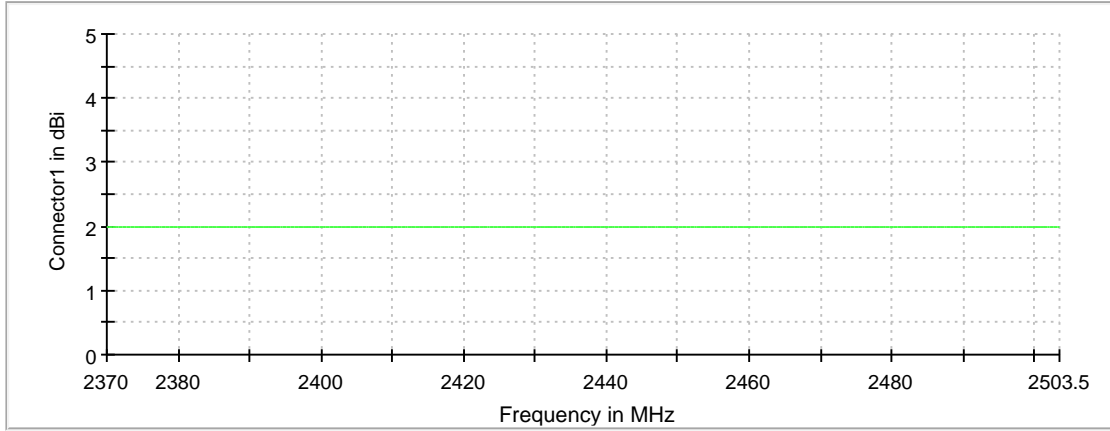
### Pre Measurements

Frequency (MHz)	Level (dBm)	Margin (dB)	Limit (dBm)
2389.750000	-45.6	4.4	-41.2
2389.250000	-46.8	5.6	-41.2
2388.750000	-47.7	6.5	-41.2
2388.250000	-49.0	7.8	-41.2
2387.750000	-49.9	8.7	-41.2
2386.250000	-50.0	8.8	-41.2
2386.750000	-50.0	8.8	-41.2
2387.250000	-50.2	9.0	-41.2
2385.750000	-50.3	9.1	-41.2
2385.250000	-50.3	9.1	-41.2
2384.750000	-50.4	9.2	-41.2
2384.250000	-51.0	9.8	-41.2
2383.750000	-51.6	10.4	-41.2
2383.250000	-52.0	10.8	-41.2
2381.750000	-52.1	10.9	-41.2

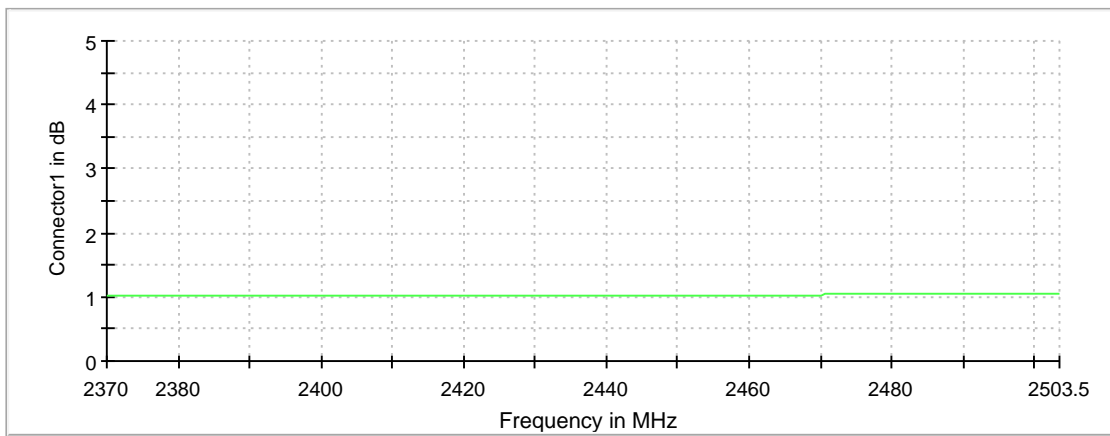
### Measurement Settings

Start Frequency (MHz)	Stop Frequency (MHz)	Pre Measurement	Final Measurement
2370.000000	2503.500000	1	1





Connector1



Connector1

### Pre Measurement 1

Setting	Instrument Value	Target Value
RBW	1.000 MHz	$\leq 1.000$ MHz
VBW	3.000 MHz	$\geq 3.000$ MHz
SweepPoints	267	~ 267
SweepTime	19.063 $\mu$ s	AUTO
Reference Level	10.000 dBm	10.000 dBm
Attenuation	30.000 dB	AUTO
Detector	RMS	RMS
SweepCount	100	100
Filter	3 dB	3 dB
Trace Mode	Average Power	Average Power
SweepType	FFT	AUTO
Preamp	off	off

## Emissions in restricted frequency bands (Peak) (2412 MHz; 24.000 dBm; 20 MHz)

Customized settings.

### Result

DUT Frequency (MHz)	Result
2412.000000	PASS

### Final measurements

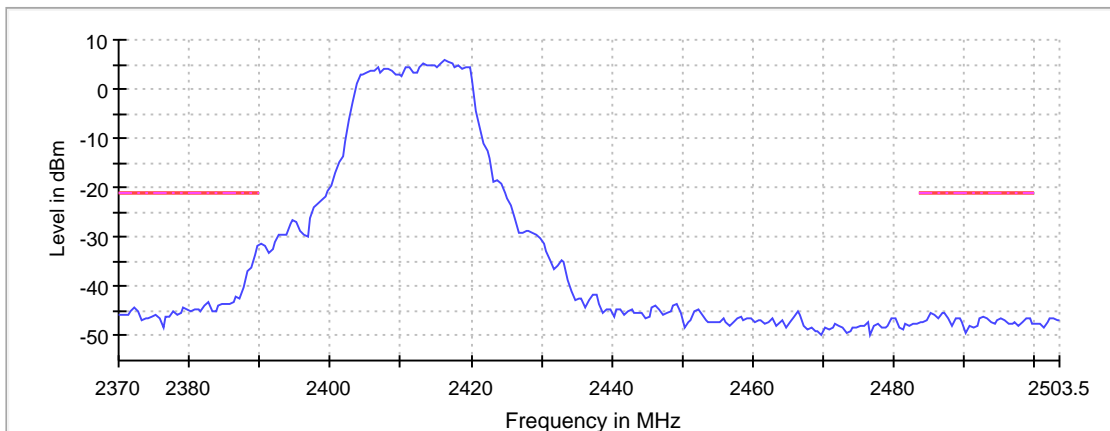
Frequency (MHz)	Level Pre Measurement (dBm)	level (dBm)	Limit (dBm)	Margin (dB)	Result
---	---	---	---	---	---

### Pre Measurements

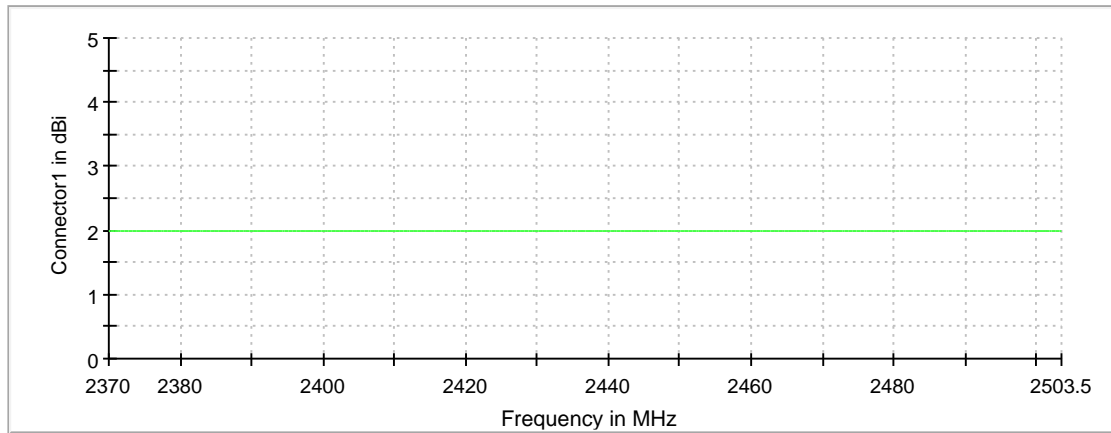
Frequency (MHz)	Level (dBm)	Margin (dB)	Limit (dBm)
2389.750000	-31.6	10.4	-21.2
2389.250000	-33.5	12.3	-21.2
2388.750000	-36.2	15.0	-21.2
2388.250000	-36.8	15.6	-21.2
2387.750000	-40.1	18.9	-21.2
2386.750000	-42.1	20.9	-21.2
2387.250000	-42.4	21.2	-21.2
2382.750000	-43.1	21.9	-21.2
2386.250000	-43.3	22.1	-21.2
2385.750000	-43.6	22.4	-21.2
2385.250000	-43.6	22.4	-21.2
2384.750000	-43.7	22.5	-21.2
2384.250000	-44.0	22.8	-21.2
2382.250000	-44.0	22.8	-21.2
2379.250000	-44.2	23.0	-21.2

### Measurement Settings

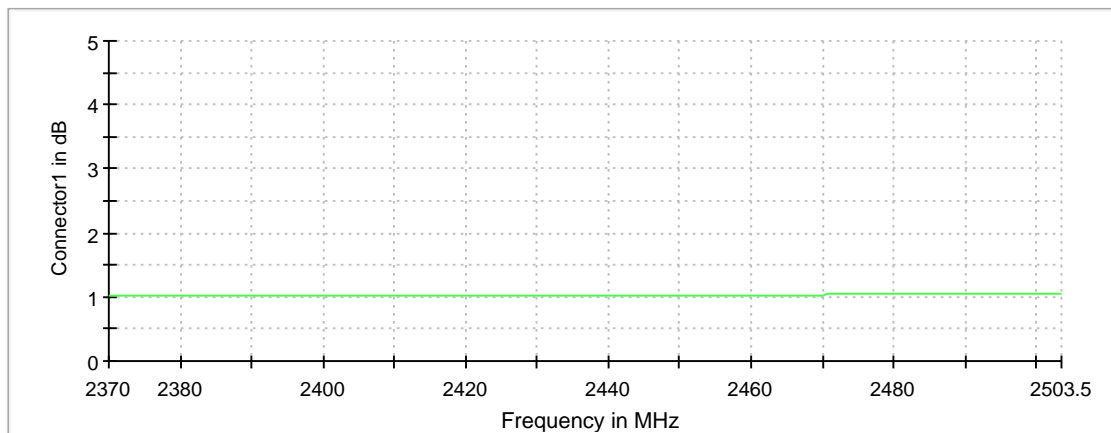
Start Frequency (MHz)	Stop Frequency (MHz)	Pre Measurement	Final Measurement
2370.000000	2503.500000	1	2







Connector1



Connector1

### Pre Measurement 1

Setting	Instrument Value	Target Value
RBW	1.000 MHz	<= 1.000 MHz
VBW	3.000 MHz	>= 3.000 MHz
SweepPoints	267	~ 267
SweepTime	19.063 $\mu$ s	AUTO
Reference Level	10.000 dBm	10.000 dBm
Attenuation	30.000 dB	AUTO
Detector	MaxPeak	MaxPeak
SweepCount	100	100
Filter	3 dB	3 dB
Trace Mode	Max Hold	Max Hold
Sweeptype	FFT	AUTO
Preamp	off	off

## Minimum Emission Bandwidth 6 dB (2437 MHz; 24.000 dBm; 20 MHz)

Customized settings.

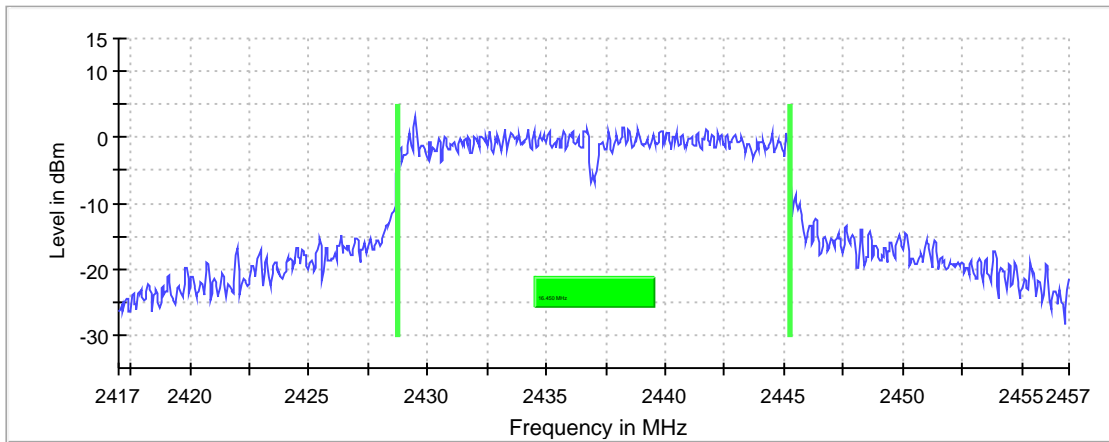
### 6 dB Bandwidth

DUT Frequency (MHz)	Bandwidth (MHz)	Limit Min (MHz)	Limit Max (MHz)	Band Edge Left (MHz)	Band Edge Right (MHz)
2437.000000	16.450000	0.500000	---	2428.775000	2445.225000

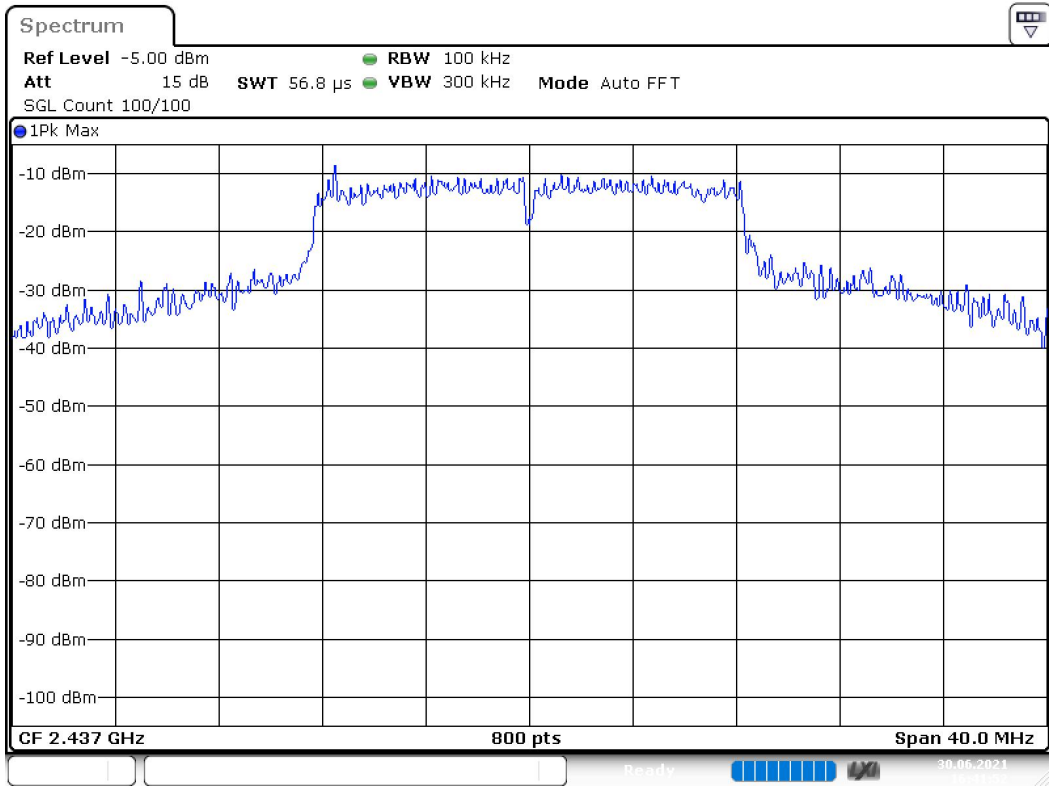
(continuation of the "6 dB Bandwidth" table from column 6 ...)

DUT Frequency (MHz)	Max Level (dBm)	Result
2437.000000	3.2	PASS

6 dB Bandwidth



Bandwidth



Date: 30.JUN.2021 16:41:53

## Occupied Channel Bandwidth 99% (2437 MHz; 24.000 dBm; 20 MHz)

Customized settings.

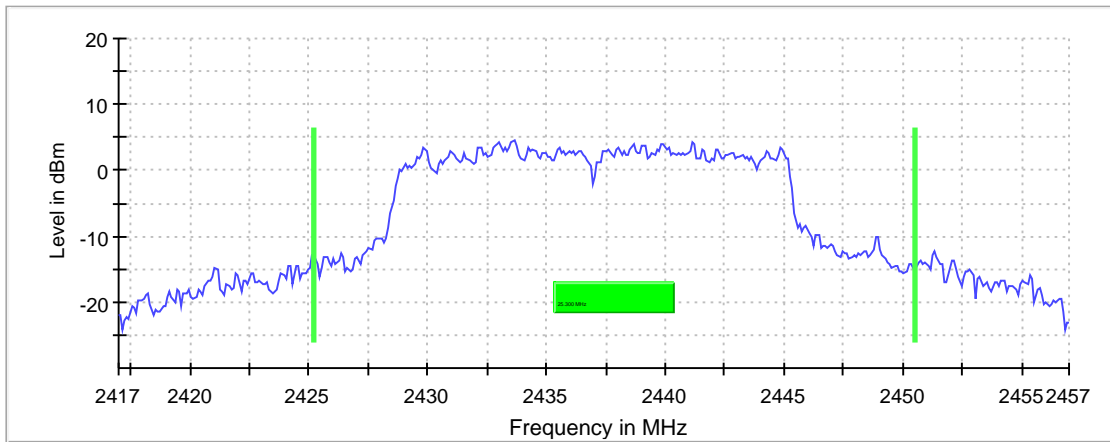
### 99 % Bandwidth

DUT Frequency (MHz)	Bandwidth (MHz)	Limit Min (MHz)	Limit Max (MHz)	Band Edge Left (MHz)	Band Edge Right (MHz)
2437.000000	25.300000	---	---	2425.250000	2450.550000

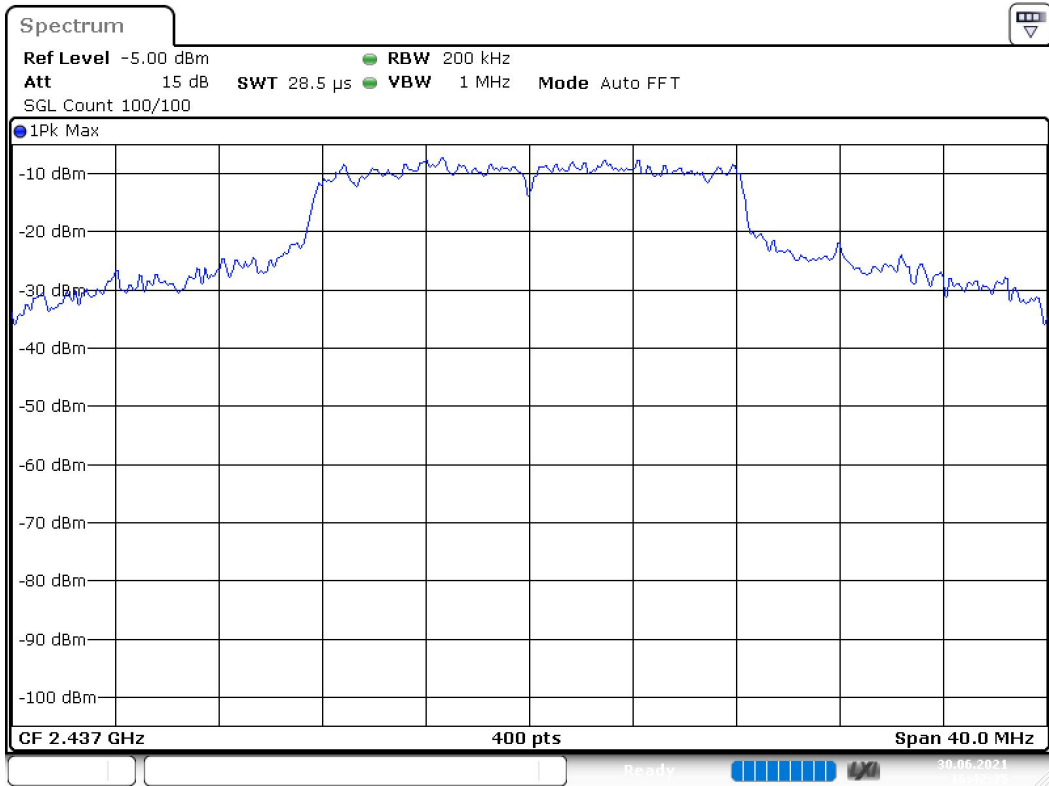
(continuation of the "99 % Bandwidth" table from column 6 ...)

DUT Frequency (MHz)	Result
2437.000000	PASS

99 % Bandwidth



Bandwidth



Date: 30.JUN.2021 16:42:36

## Tx Spurious Emission (2437 MHz; 24.000 dBm; 20 MHz)

Customized settings.

### Result

DUT Frequency (MHz)	Result
2437.000000	PASS

### Final measurements

Frequency (MHz)	Level Pre Measurement (dBm)	level (dBm)	Limit (dBm)	Margin (dB)	Result
---	---	---	---	---	---

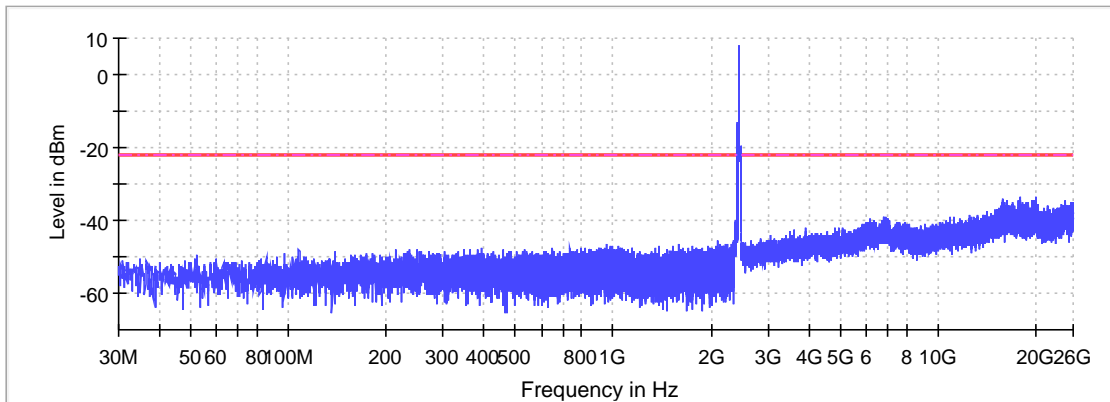
### Pre Measurements

Frequency (MHz)	Level (dBm)	Margin (dB)	Limit (dBm)
19870.836279	-33.3	11.5	-21.8
17909.474493	-33.7	12.0	-21.8
15805.548381	-34.2	12.4	-21.8
17880.814654	-34.3	12.5	-21.8
15806.283249	-34.3	12.6	-21.8
17613.322826	-34.4	12.6	-21.8
19909.049397	-34.4	12.6	-21.8
19851.729719	-34.5	12.7	-21.8
16218.544006	-34.5	12.7	-21.8
16154.610520	-34.5	12.7	-21.8
19575.419479	-34.5	12.7	-21.8
19937.709236	-34.5	12.7	-21.8
17901.390949	-34.6	12.8	-21.8
19542.350434	-34.7	12.9	-21.8
24556.352481	-34.7	12.9	-21.8

### Measurement Settings

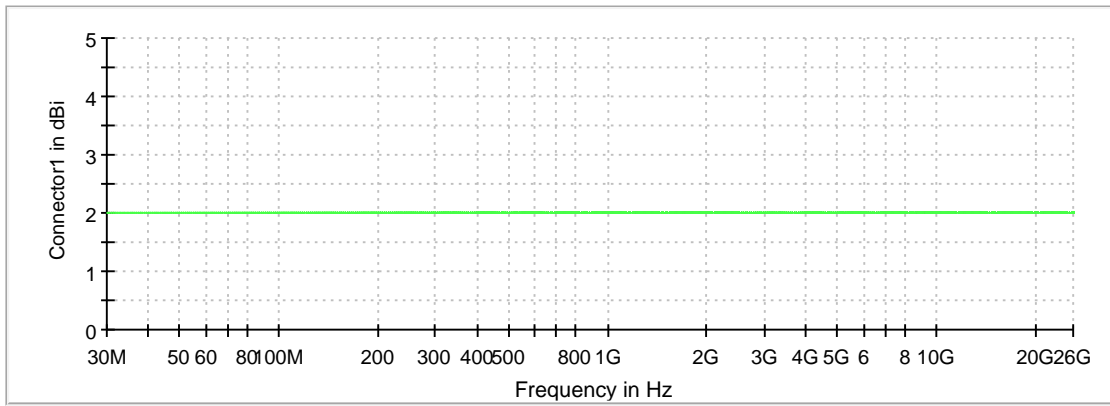
Start Frequency (MHz)	Stop Frequency (MHz)	Pre Measurement	Final Measurement
30.000000	2350.000000	1	1
2350.000000	2483.500000	2	1
2483.500000	26000.000000	1	1

Spurious



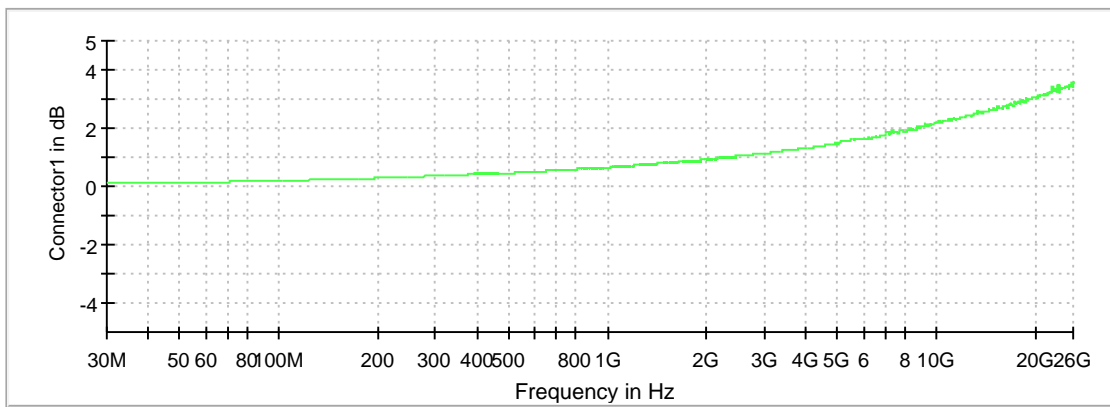
— Limit    — Sum Level    - - - Threshold    × Critical    × Final Critical

Gain



Connector1

Attenuation



Connector1

## Emissions in restricted frequency bands (Average) (2437 MHz; 24.000 dBm; 20 MHz)

Customized settings.

### Result

DUT Frequency (MHz)	Result
2437.000000	PASS

### Final measurements

Frequency (MHz)	Level Pre Measurement (dBm)	level (dBm)	Limit (dBm)	Margin (dB)	Result
---	---	---	---	---	---

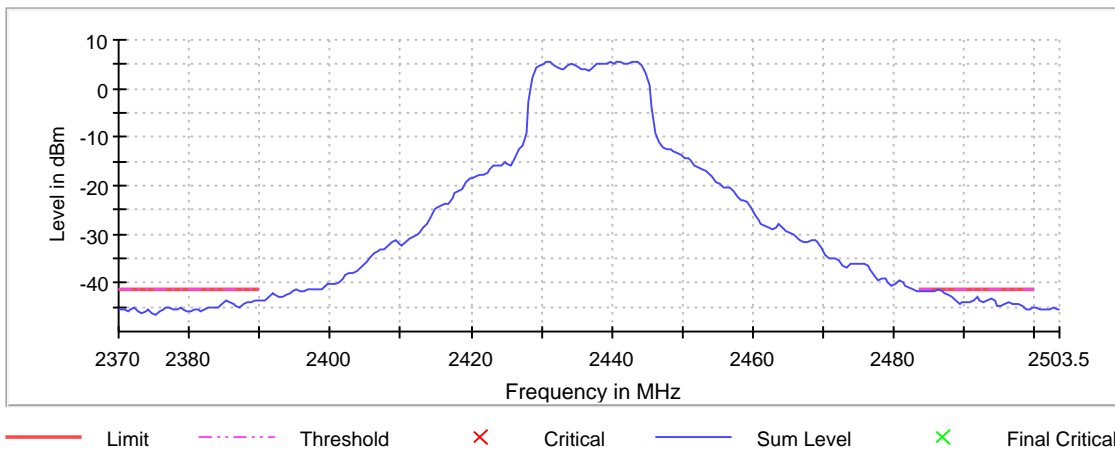
### Pre Measurements

Frequency (MHz)	Level (dBm)	Margin (dB)	Limit (dBm)
2486.250000	-41.4	0.2	-41.2
2484.250000	-41.6	0.4	-41.2
2483.750000	-41.6	0.4	-41.2
2485.750000	-41.6	0.4	-41.2
2486.750000	-41.6	0.4	-41.2
2484.750000	-41.8	0.6	-41.2
2485.250000	-41.8	0.6	-41.2
2487.250000	-42.2	1.0	-41.2
2487.750000	-42.6	1.4	-41.2
2488.250000	-42.9	1.7	-41.2
2491.750000	-43.0	1.8	-41.2
2493.750000	-43.3	2.1	-41.2
2389.250000	-43.4	2.2	-41.2
2492.250000	-43.5	2.3	-41.2
2491.250000	-43.5	2.3	-41.2

### Measurement Settings

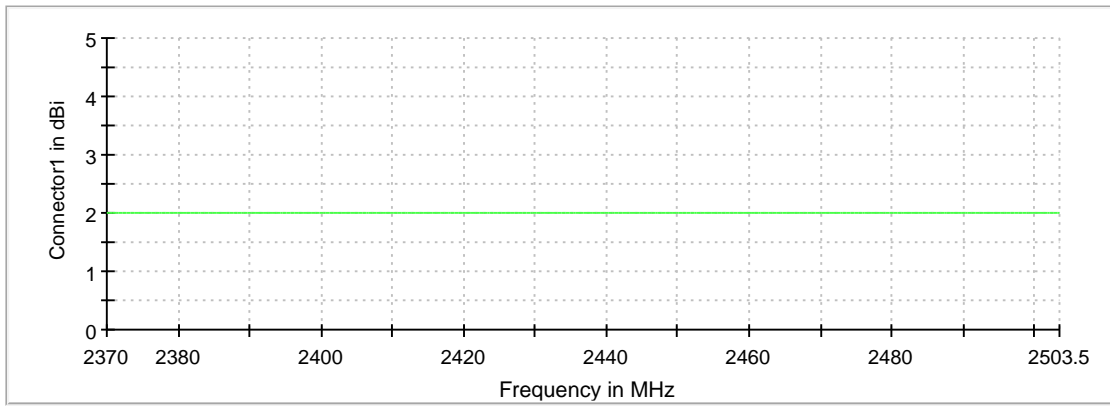
Start Frequency (MHz)	Stop Frequency (MHz)	Pre Measurement	Final Measurement
2370.000000	2503.500000	1	1

Restricted Band



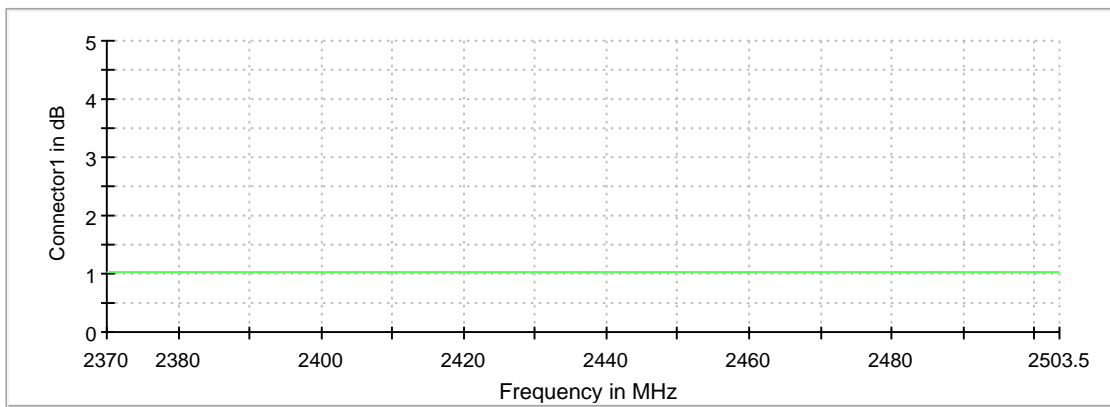


Gain



Connector1

Attenuation



Connector1

## Emissions in restricted frequency bands (Peak) (2437 MHz; 24.000 dBm; 20 MHz)

Customized settings.

### Result

DUT Frequency (MHz)	Result
2437.000000	PASS

### Final measurements

Frequency (MHz)	Level Pre Measurement (dBm)	level (dBm)	Limit (dBm)	Margin (dB)	Result
---	---	---	---	---	---

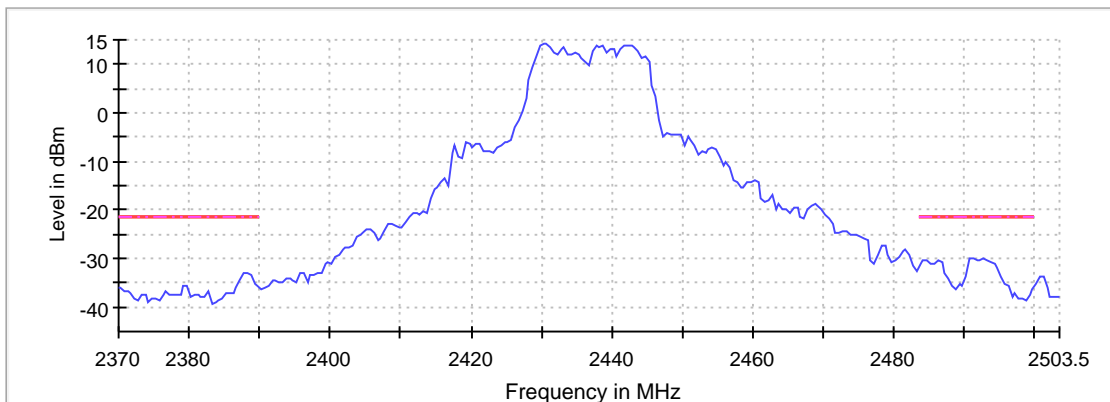
### Pre Measurements

Frequency (MHz)	Level (dBm)	Margin (dB)	Limit (dBm)
2490.750000	-30.1	8.9	-21.2
2491.250000	-30.1	8.9	-21.2
2492.750000	-30.2	9.0	-21.2
2492.250000	-30.2	9.0	-21.2
2484.750000	-30.2	9.0	-21.2
2484.250000	-30.2	9.0	-21.2
2491.750000	-30.4	9.2	-21.2
2486.250000	-30.5	9.3	-21.2
2493.250000	-30.5	9.3	-21.2
2486.750000	-30.6	9.4	-21.2
2493.750000	-30.8	9.6	-21.2
2494.250000	-31.1	9.9	-21.2
2485.250000	-31.2	10.0	-21.2
2483.750000	-31.2	10.0	-21.2
2485.750000	-31.3	10.1	-21.2

### Measurement Settings

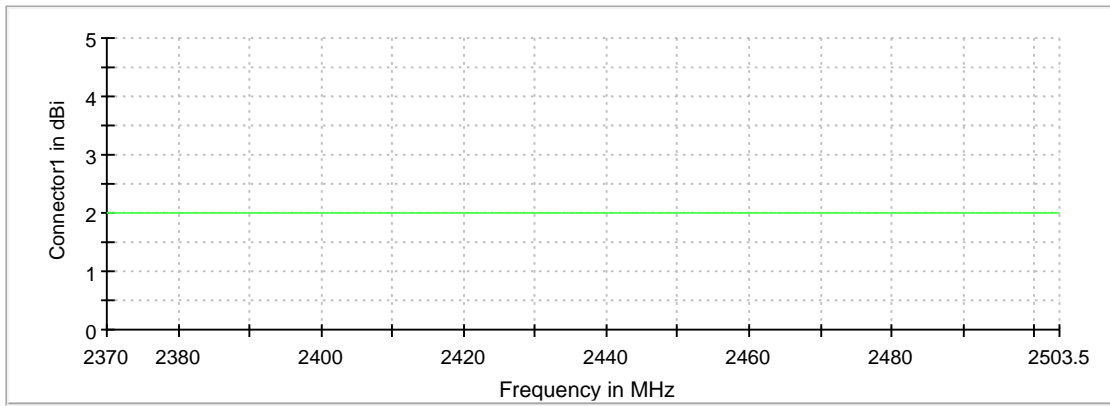
Start Frequency (MHz)	Stop Frequency (MHz)	Pre Measurement	Final Measurement
2370.000000	2503.500000	1	2

Restricted Band



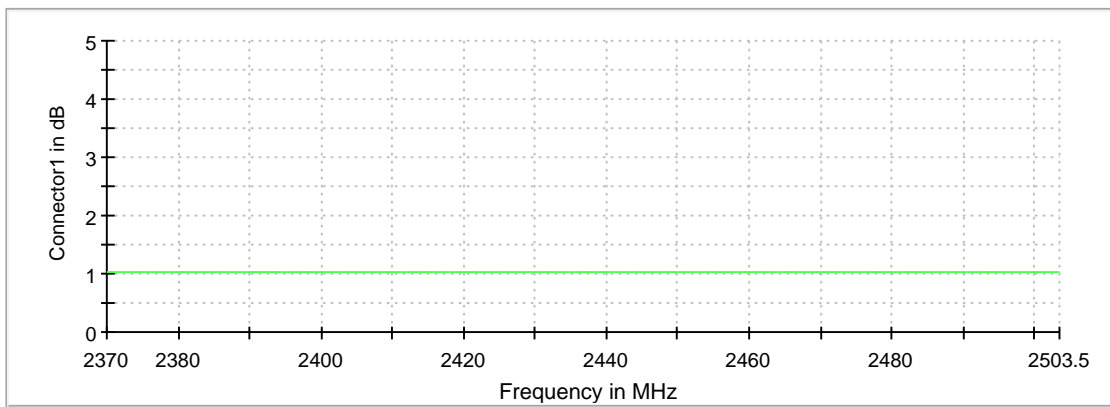
— Limit    - - - - Threshold    × Critical    — Sum Level    × Final Critical

Gain



Connector1

Attenuation



Connector1

## Minimum Emission Bandwidth 6 dB (2462 MHz; 24.000 dBm; 20 MHz)

Customized settings.

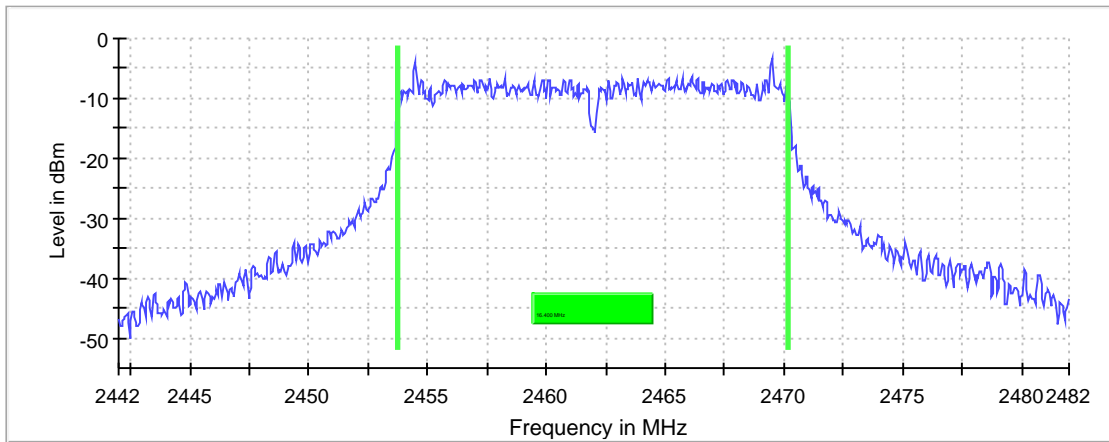
### 6 dB Bandwidth

DUT Frequency (MHz)	Bandwidth (MHz)	Limit Min (MHz)	Limit Max (MHz)	Band Edge Left (MHz)	Band Edge Right (MHz)
2462.000000	16.400000	0.500000	---	2453.775000	2470.175000

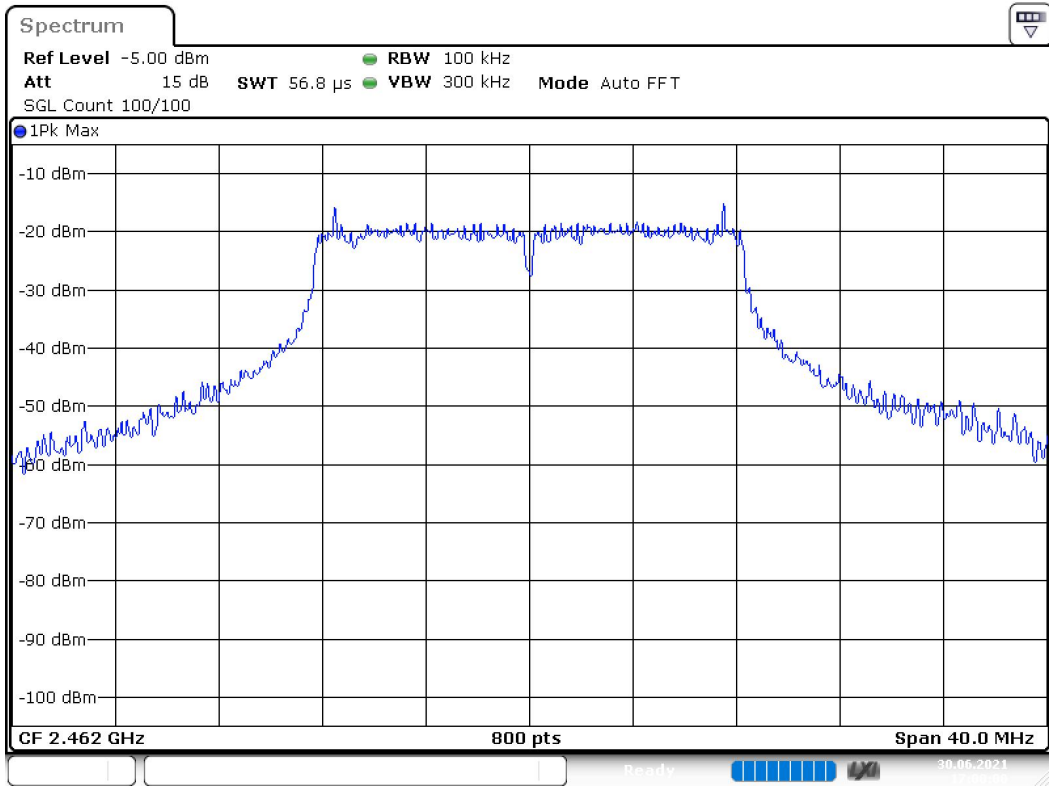
(continuation of the "6 dB Bandwidth" table from column 6 ...)

DUT Frequency (MHz)	Max Level (dBm)	Result
2462.000000	-3.3	PASS

6 dB Bandwidth



Bandwidth



Date: 30.JUN.2021 17:00:01

## Occupied Channel Bandwidth 99% (2462 MHz; 24.000 dBm; 20 MHz)

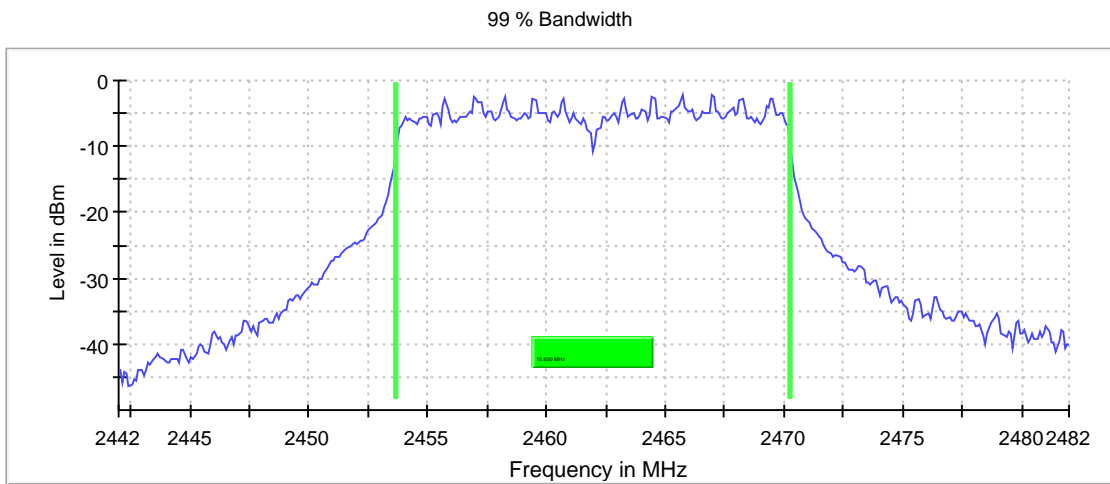
Customized settings.

### 99 % Bandwidth

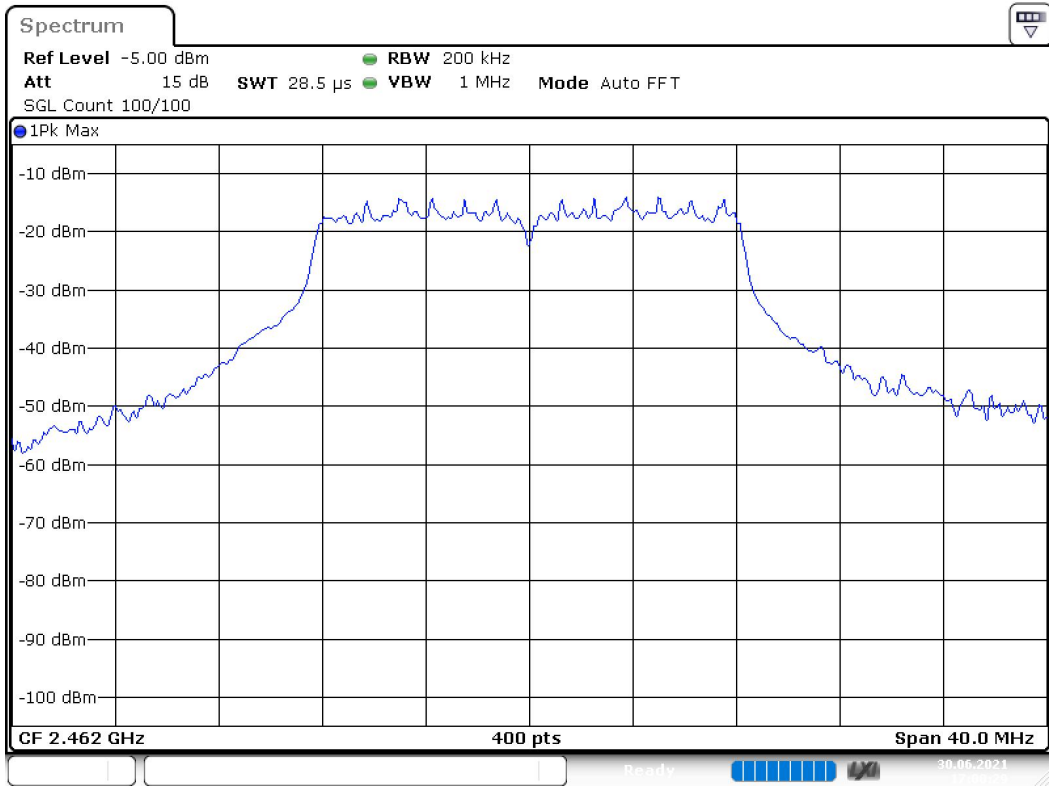
DUT Frequency (MHz)	Bandwidth (MHz)	Limit Min (MHz)	Limit Max (MHz)	Band Edge Left (MHz)	Band Edge Right (MHz)
2462.000000	16.600000	---	---	2453.650000	2470.250000

(continuation of the "99 % Bandwidth" table from column 6 ...)

DUT Frequency (MHz)	Result
2462.000000	PASS



Bandwidth



Date: 30.JUN.2021 17:00:30

## Band Edge high (2462 MHz; 24.000 dBm; 20 MHz)

Customized settings.

### Result

DUT Frequency (MHz)	Result
2462.000000	PASS

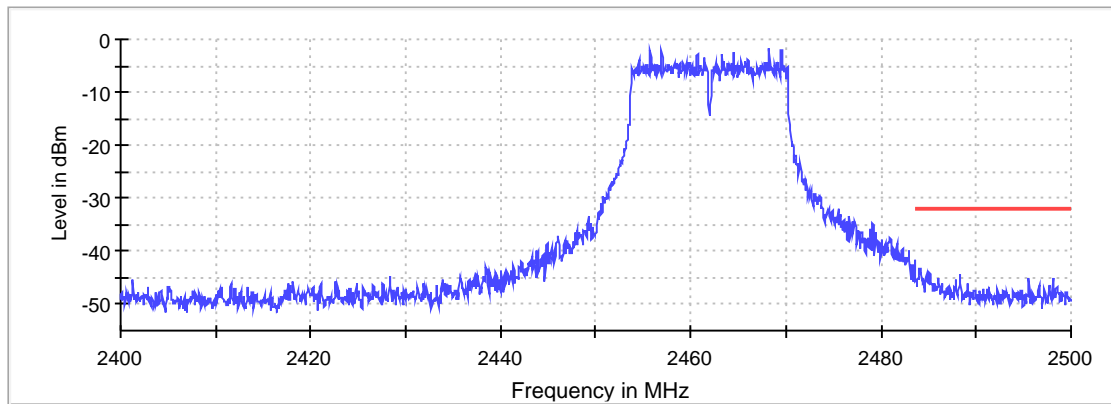
### Inband Peak

Frequency (MHz)	Level (dBm)
2468.225000	-1.9

### Measurements

Frequency (MHz)	Level (dBm)	Margin (dB)	Limit (dBm)	Result
2483.525000	-41.6	9.7	-31.9	PASS
2484.125000	-43.2	11.3	-31.9	PASS
2484.075000	-43.3	11.4	-31.9	PASS
2483.575000	-44.0	12.1	-31.9	PASS
2485.075000	-44.1	12.2	-31.9	PASS
2483.625000	-44.1	12.3	-31.9	PASS
2484.225000	-44.2	12.3	-31.9	PASS
2484.275000	-44.2	12.3	-31.9	PASS
2485.125000	-44.2	12.4	-31.9	PASS
2484.775000	-44.2	12.4	-31.9	PASS
2484.725000	-44.4	12.5	-31.9	PASS
2484.175000	-44.5	12.6	-31.9	PASS
2488.325000	-44.5	12.6	-31.9	PASS
2488.275000	-44.6	12.7	-31.9	PASS
2486.075000	-44.9	13.0	-31.9	PASS

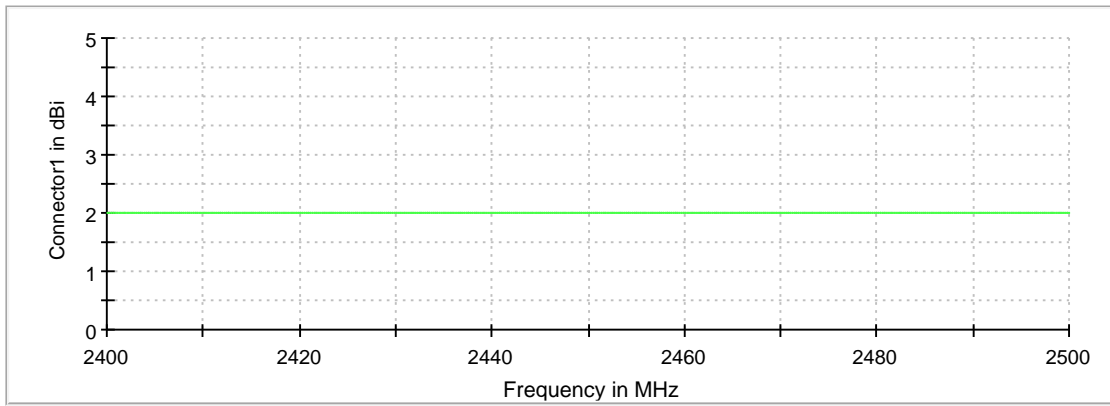
Band Edge



— Limit    — Sum Level    × Fail

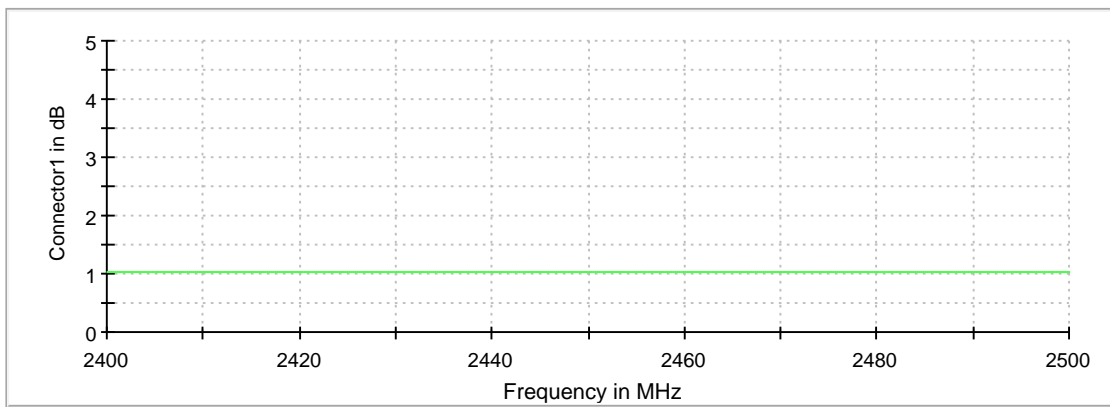


Gain



Connector1

Attenuation



Connector1

## Tx Spurious Emission (2462 MHz; 24.000 dBm; 20 MHz)

Customized settings.

### Result

DUT Frequency (MHz)	Result
2462.000000	PASS

### Final measurements

Frequency (MHz)	Level Pre Measurement (dBm)	level (dBm)	Limit (dBm)	Margin (dB)	Result
---	---	---	---	---	---

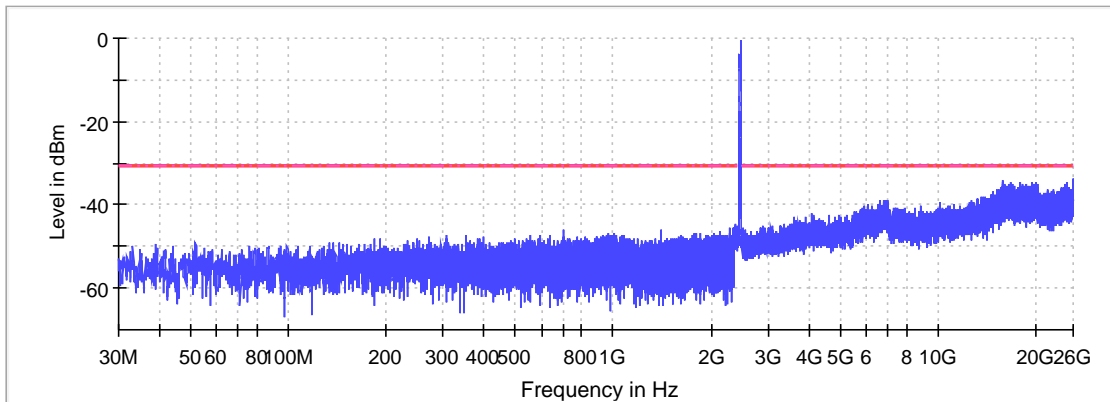
### Pre Measurements

Frequency (MHz)	Level (dBm)	Margin (dB)	Limit (dBm)
25955.540507	-33.7	3.2	-30.5
15870.951603	-34.3	3.8	-30.5
15895.937104	-34.4	3.9	-30.5
24972.287577	-34.5	4.0	-30.5
19518.099802	-34.5	4.0	-30.5
16786.596708	-34.6	4.1	-30.5
19916.398073	-34.6	4.1	-30.5
19878.919823	-34.6	4.1	-30.5
17855.829154	-34.7	4.2	-30.5
16432.390496	-34.8	4.3	-30.5
19849.525116	-34.9	4.4	-30.5
18208.565631	-34.9	4.4	-30.5
25996.693096	-34.9	4.4	-30.5
19881.124426	-35.0	4.5	-30.5
25909.243844	-35.0	4.5	-30.5

### Measurement Settings

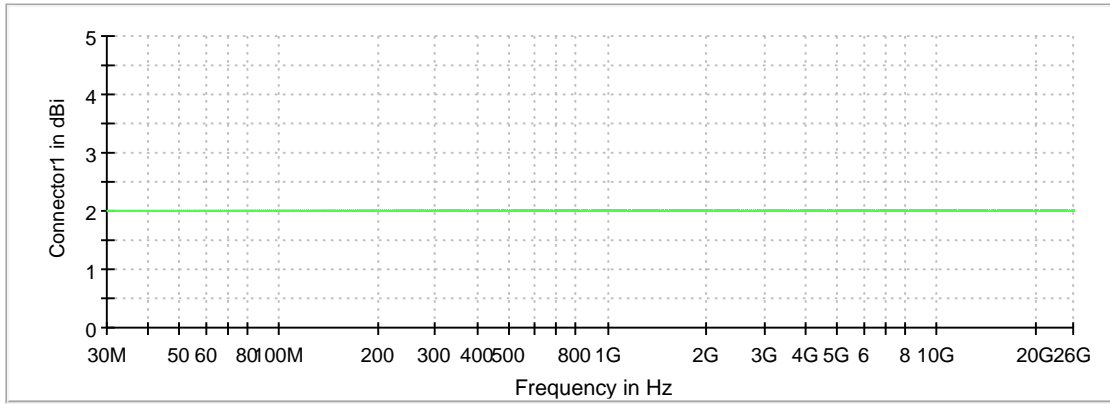
Start Frequency (MHz)	Stop Frequency (MHz)	Pre Measurement	Final Measurement
30.000000	2350.000000	1	1
2350.000000	2483.500000	2	1
2483.500000	26000.000000	1	1

Spurious



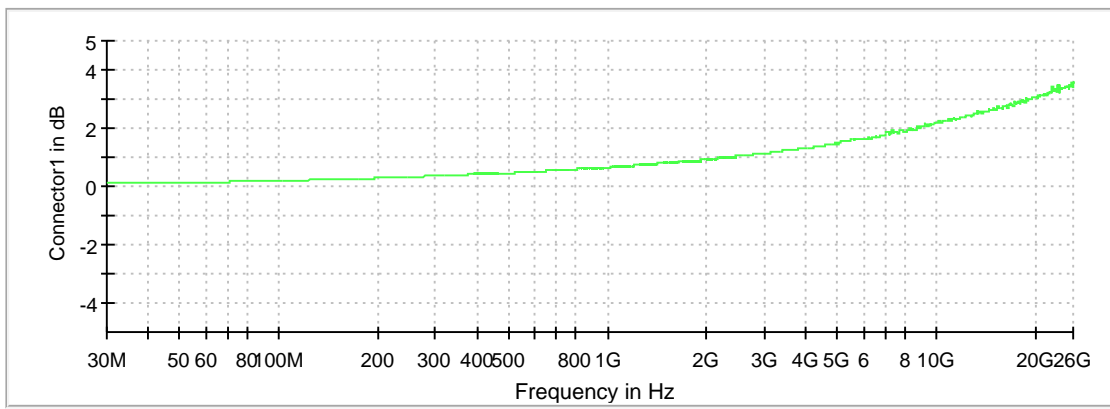
— Limit    — Sum Level    - - - - Threshold    × Critical    × Final Critical

Gain



Connector1

Attenuation



Connector1

## Emissions in restricted frequency bands (Average) (2462 MHz; 24.000 dBm; 20 MHz)

Customized settings.

### Result

DUT Frequency (MHz)	Result
2462.000000	PASS

### Final measurements

Frequency (MHz)	Level Pre Measurement (dBm)	level (dBm)	Limit (dBm)	Margin (dB)	Result
---	---	---	---	---	---

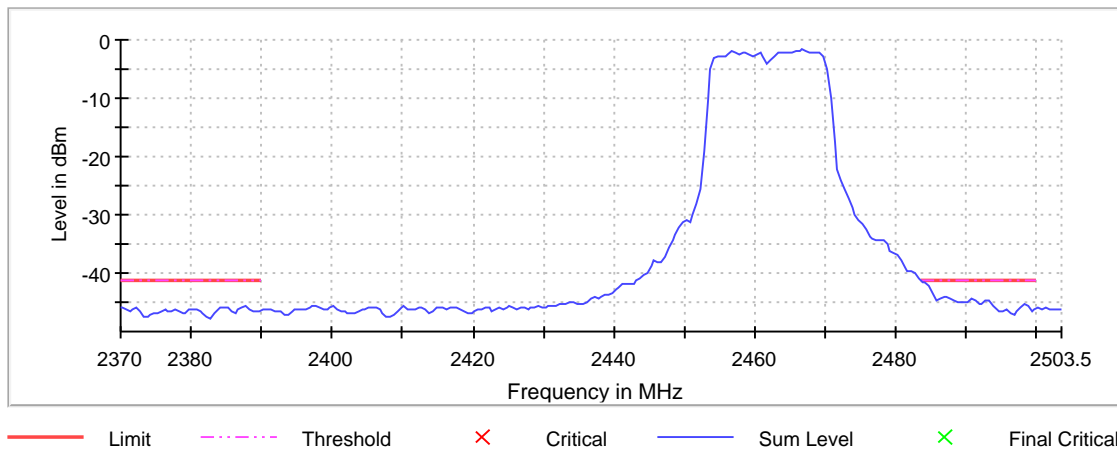
### Pre Measurements

Frequency (MHz)	Level (dBm)	Margin (dB)	Limit (dBm)
2483.750000	-41.4	0.2	-41.2
2484.250000	-41.4	0.2	-41.2
2484.750000	-42.1	0.9	-41.2
2485.250000	-43.6	2.4	-41.2
2486.750000	-43.9	2.7	-41.2
2487.250000	-44.1	2.9	-41.2
2487.750000	-44.4	3.2	-41.2
2486.250000	-44.5	3.3	-41.2
2490.750000	-44.5	3.3	-41.2
2491.250000	-44.6	3.4	-41.2
2493.250000	-44.8	3.6	-41.2
2485.750000	-44.8	3.6	-41.2
2488.250000	-44.8	3.6	-41.2
2492.750000	-44.8	3.6	-41.2
2489.250000	-44.9	3.7	-41.2

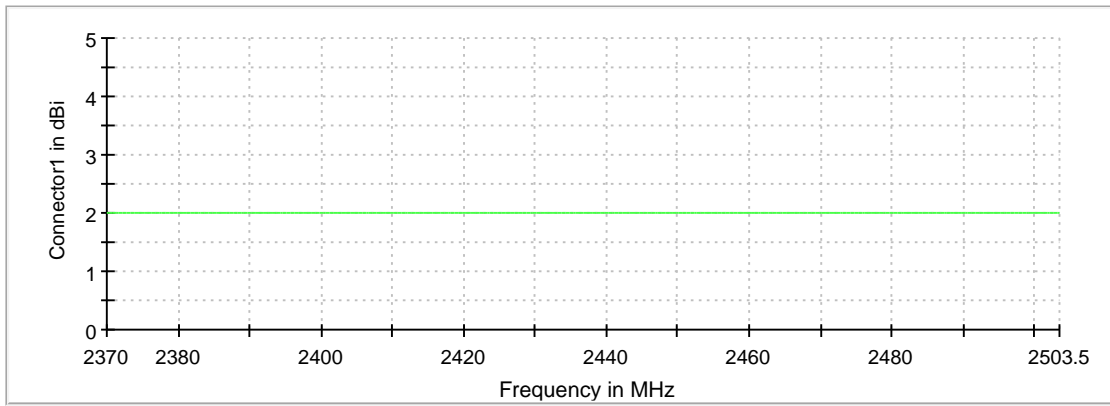
### Measurement Settings

Start Frequency (MHz)	Stop Frequency (MHz)	Pre Measurement	Final Measurement
2370.000000	2503.500000	1	1

Restricted Band

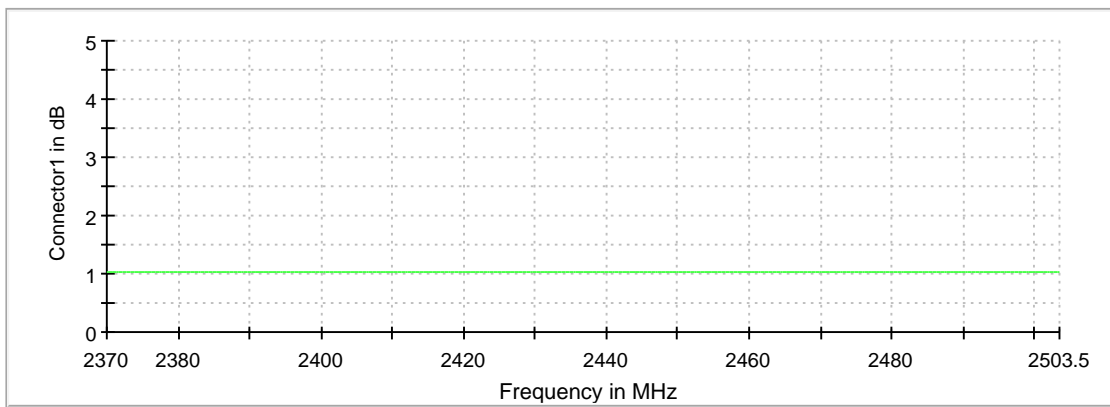


Gain



Connector1

Attenuation



Connector1

## Emissions in restricted frequency bands (Peak) (2462 MHz; 24.000 dBm; 20 MHz)

Customized settings.

### Result

DUT Frequency (MHz)	Result
2462.000000	PASS

### Final measurements

Frequency (MHz)	Level Pre Measurement (dBm)	level (dBm)	Limit (dBm)	Margin (dB)	Result
---	---	---	---	---	---

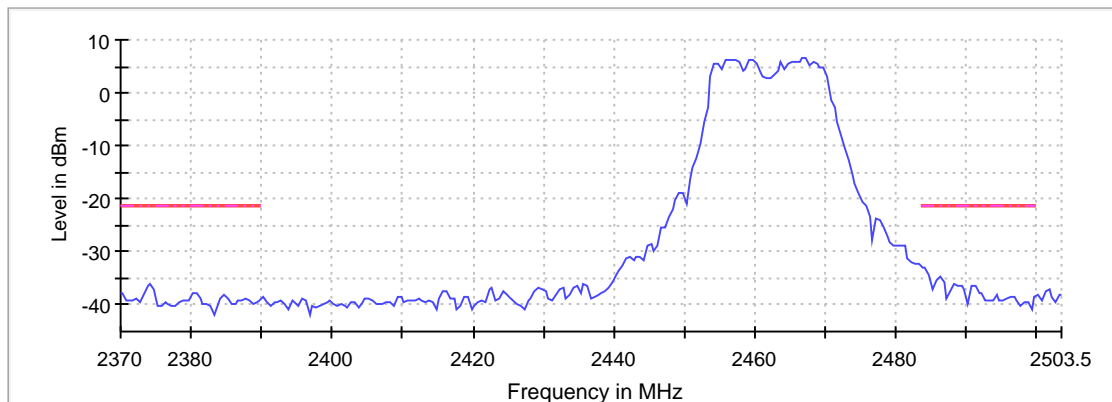
### Pre Measurements

Frequency (MHz)	Level (dBm)	Margin (dB)	Limit (dBm)
2483.750000	-32.8	11.6	-21.2
2484.250000	-32.9	11.7	-21.2
2484.750000	-34.5	13.3	-21.2
2486.250000	-34.7	13.5	-21.2
2485.750000	-35.5	14.3	-21.2
2486.750000	-35.8	14.6	-21.2
2374.250000	-35.9	14.7	-21.2
2488.250000	-36.2	15.0	-21.2
2373.750000	-36.3	15.1	-21.2
2488.750000	-36.3	15.1	-21.2
2489.250000	-36.4	15.2	-21.2
2490.750000	-36.5	15.3	-21.2
2491.250000	-36.6	15.4	-21.2
2485.250000	-37.0	15.8	-21.2
2489.750000	-37.1	15.9	-21.2

### Measurement Settings

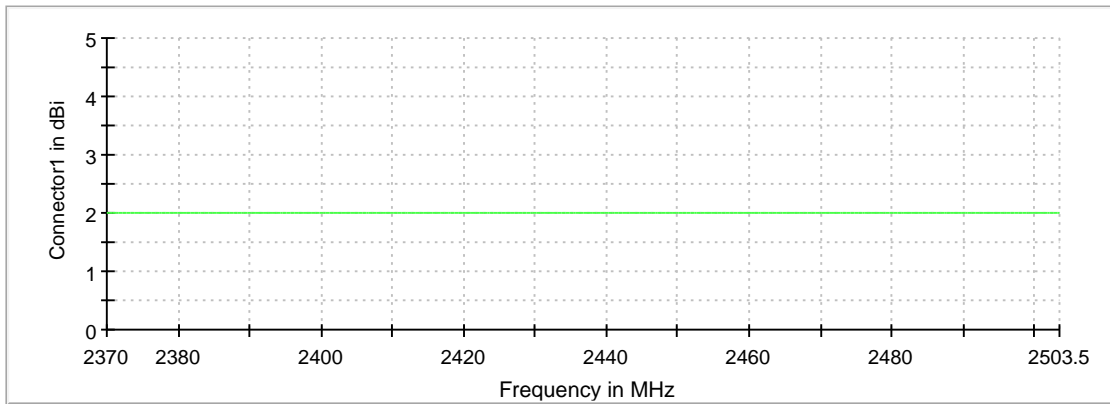
Start Frequency (MHz)	Stop Frequency (MHz)	Pre Measurement	Final Measurement
2370.000000	2503.500000	1	2

Restricted Band



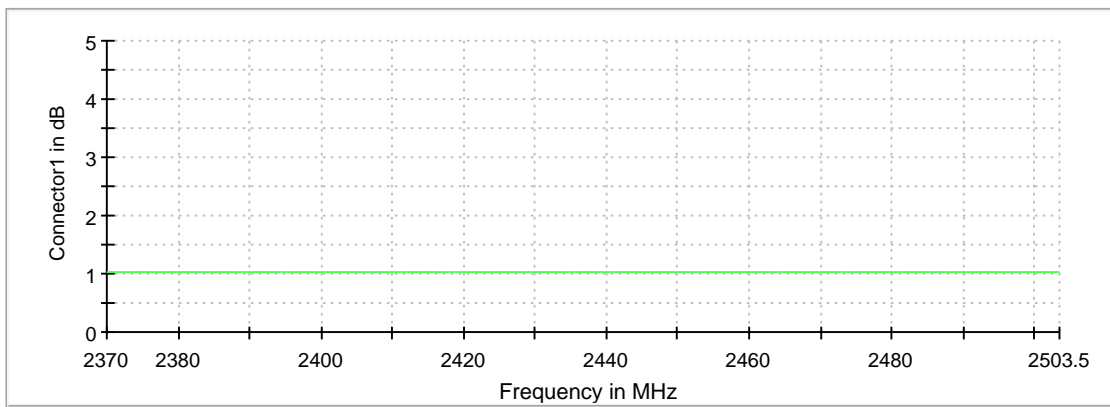
— Limit    - - - - Threshold    × Critical    — Sum Level    × Final Critical

Gain



Connector1

Attenuation



Connector1