

LBE-5AC-XR Bluetooth Annex

Summary

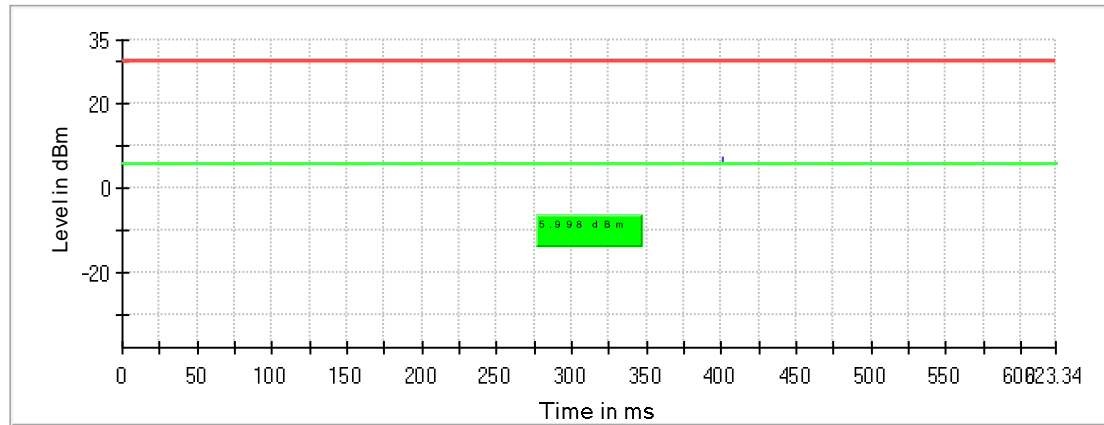
Test	Frequency (MHz)	Nominal Power (dBm)	Nominal Bandwidth (MHz)	Result
RF output power	2402.000	15.0	1.000000	PASS
Minimum Emission Bandwidth 6 dB	2402.000	15.0	1.000000	PASS
Peak Power Spectral Density	2402.000	15.0	1.000000	PASS
Occupied Channel Bandwidth 99%	2402.000	15.0	1.000000	PASS
Band Edge low	2402.000	15.0	1.000000	PASS
Tx Spurious Emission	2402.000	15.0	1.000000	PASS
Emissions in restricted frequency bands (Average)	2402.000	15.0	1.000000	PASS
RF output power	2442.000	15.0	1.000000	PASS
Minimum Emission Bandwidth 6 dB	2442.000	15.0	1.000000	PASS
Peak Power Spectral Density	2442.000	15.0	1.000000	PASS
Occupied Channel Bandwidth 99%	2442.000	15.0	1.000000	PASS
Tx Spurious Emission	2442.000	15.0	1.000000	PASS
Emissions in restricted frequency bands (Average)	2442.000	15.0	1.000000	PASS
RF output power	2480.000	15.0	1.000000	PASS
Minimum Emission Bandwidth 6 dB	2480.000	15.0	1.000000	PASS
Peak Power Spectral Density	2480.000	15.0	1.000000	PASS
Occupied Channel Bandwidth 99%	2480.000	15.0	1.000000	PASS
Band Edge high	2480.000	15.0	1.000000	PASS
Tx Spurious Emission	2480.000	15.0	1.000000	PASS
Emissions in restricted frequency bands (Average)	2480.000	15.0	1.000000	PASS

RF output power (2402 MHz; 15.000 dBm; 1 MHz)

Result

DUT Frequency (MHz)	Gated RMS (dBm)	Limit Max (dBm)	Gated EIRP (dBm)	DutyCycle (%)	Result
2402.000000	6.0	30.0	11.1	62.521	PASS

Gated Trace



— Gated Trace — Overall — Limit

OSP PowerMeter settings

Setting	Instrument Value	Target Value
Measurement Time	1.000 s	1.000 s
Points	1000000	1000000
Time resolution	1.000 μ s	1.000 μ s

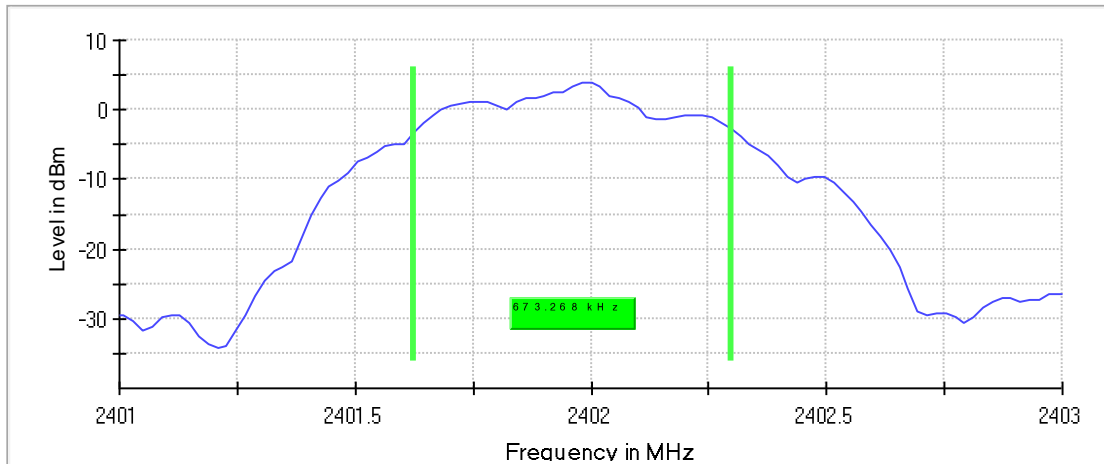
Minimum Emission Bandwidth 6 dB (2402 MHz; 15.000 dBm; 1 MHz)

6 dB Bandwidth

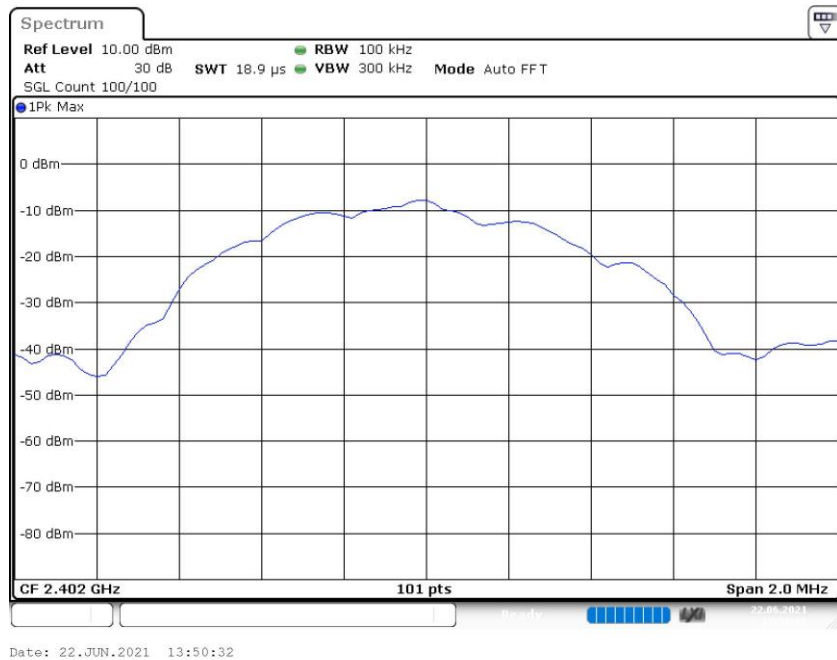
DUT Frequency (MHz)	Bandwidth (MHz)	Limit Min (MHz)	Limit Max (MHz)	Band Edge Left (MHz)	Band Edge Right (MHz)
2402.000000	0.673268	0.500000	---	2401.623762	2402.297030

DUT Frequency (MHz)	Max Level (dBm)	Result
2402.000000	4.0	PASS

6 dB Bandwidth



Bandwidth



Measurement

Setting	Instrument Value	Target Value
Start Frequency	2.40100 GHz	2.40100 GHz
Stop Frequency	2.40300 GHz	2.40300 GHz
Span	2.000 MHz	2.000 MHz
RBW	100.000 kHz	~ 100.000 kHz
VBW	300.000 kHz	~ 300.000 kHz
SweepPoints	101	~ 40
Sweeptime	18.938 μ s	AUTO
Reference Level	10.000 dBm	10.000 dBm
Attenuation	30.000 dB	AUTO
Detector	MaxPeak	MaxPeak
SweepCount	100	100
Filter	3 dB	3 dB
Trace Mode	Max Hold	Max Hold
SweepType	FFT	AUTO
Preamp	off	off

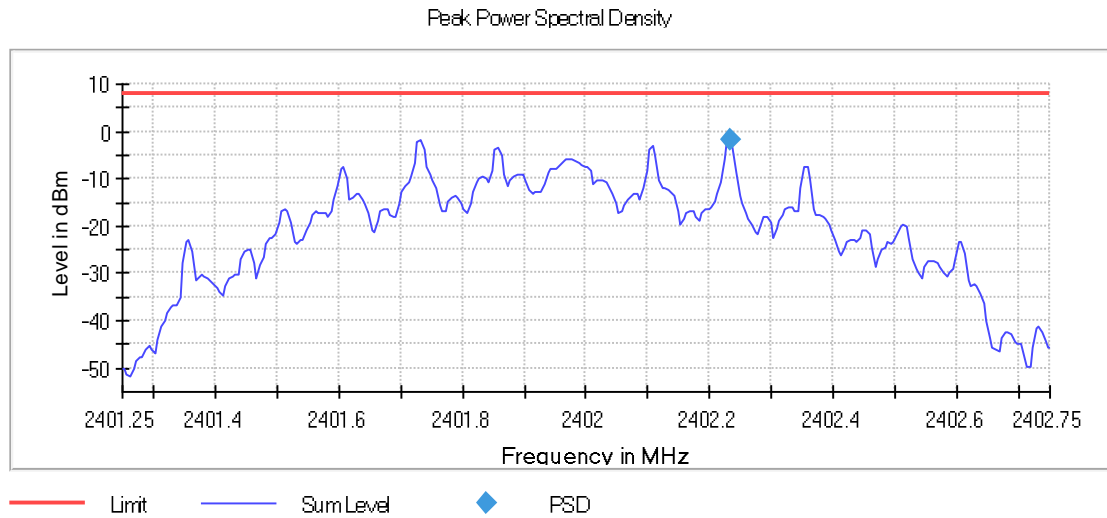
Peak Power Spectral Density (2402 MHz; 15.000 dBm; 1 MHz)

Result

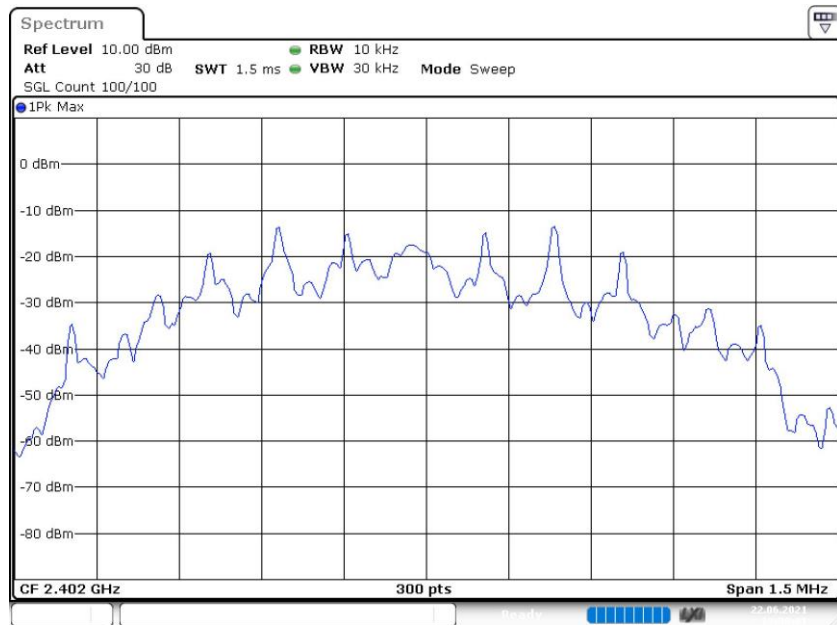
DUT Frequency (MHz)	Frequency (MHz)	PSD (dBm)	Limit Max (dBm)	Result
2402.000000	2402.232500	-1.637	8.0	PASS

Ports

Port	State
1	used



PSD Connector 1



Date: 22.JUN.2021 13:50:41

Measurement

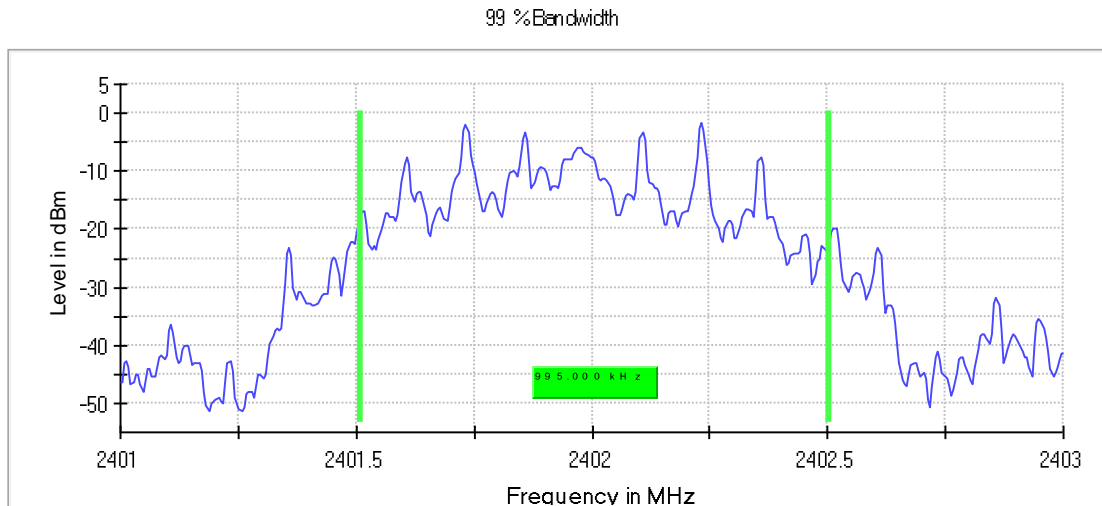
Setting	Instrument Value	Target Value
Start Frequency	2.40125 GHz	2.40125 GHz
Stop Frequency	2.40275 GHz	2.40275 GHz
Span	1.500 MHz	1.500 MHz
RBW	10.000 kHz	<= 10.000 kHz
VBW	30.000 kHz	>= 30.000 kHz
SweepPoints	300	~ 300
Sweeptime	1.500 ms	AUTO
Reference Level	10.000 dBm	10.000 dBm
Attenuation	30.000 dB	AUTO
Detector	MaxPeak	MaxPeak
SweepCount	100	100
Filter	3 dB	3 dB
Trace Mode	Max Hold	Max Hold
Sweeptype	Sweep	Sweep
Preamp	off	off

Occupied Channel Bandwidth 99% (2402 MHz; 15.000 dBm; 1 MHz)

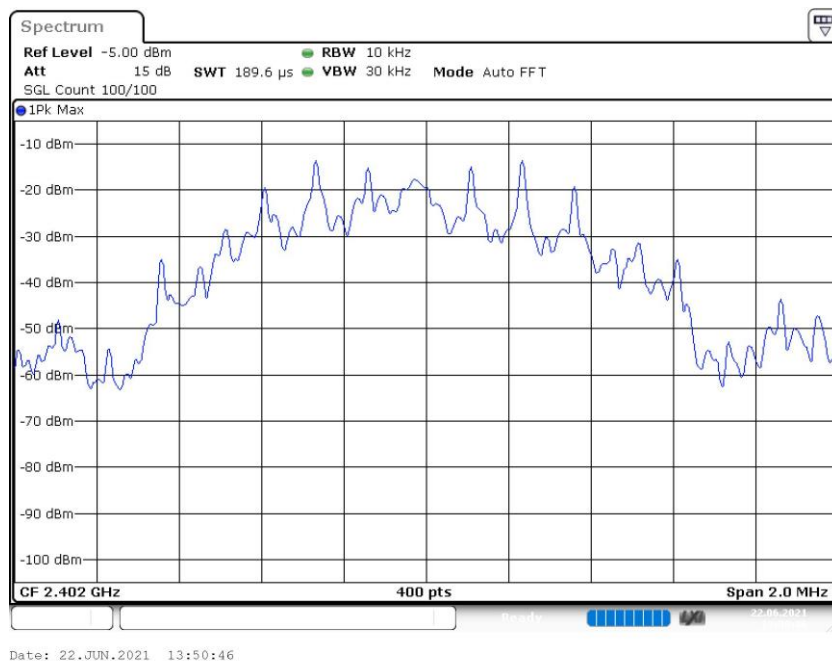
99 % Bandwidth

DUT Frequency (MHz)	Bandwidth (MHz)	Limit Min (MHz)	Limit Max (MHz)	Band Edge Left (MHz)	Band Edge Right (MHz)
2402.000000	0.995000	---	---	2401.507500	2402.502500

DUT Frequency (MHz)	Result
2402.000000	PASS



Bandwidth



Measurement

Setting	Instrument Value	Target Value
Start Frequency	2.40100 GHz	2.40100 GHz
Stop Frequency	2.40300 GHz	2.40300 GHz
Span	2.000 MHz	2.000 MHz
RBW	10.000 kHz	>= 10.000 kHz
VBW	30.000 kHz	>= 30.000 kHz
SweepPoints	400	~ 400
Sweeptime	189.648 μs	AUTO
Reference Level	-5.000 dBm	-5.000 dBm
Attenuation	15.000 dB	AUTO
Detector	MaxPeak	MaxPeak
SweepCount	100	100
Filter	3 dB	3 dB
Trace Mode	Max Hold	Max Hold
Sweeptype	FFT	AUTO
Preamp	off	off

Band Edge low (2402 MHz; 15.000 dBm; 1 MHz)

Result

DUT Frequency (MHz)	Result
2402.000000	PASS

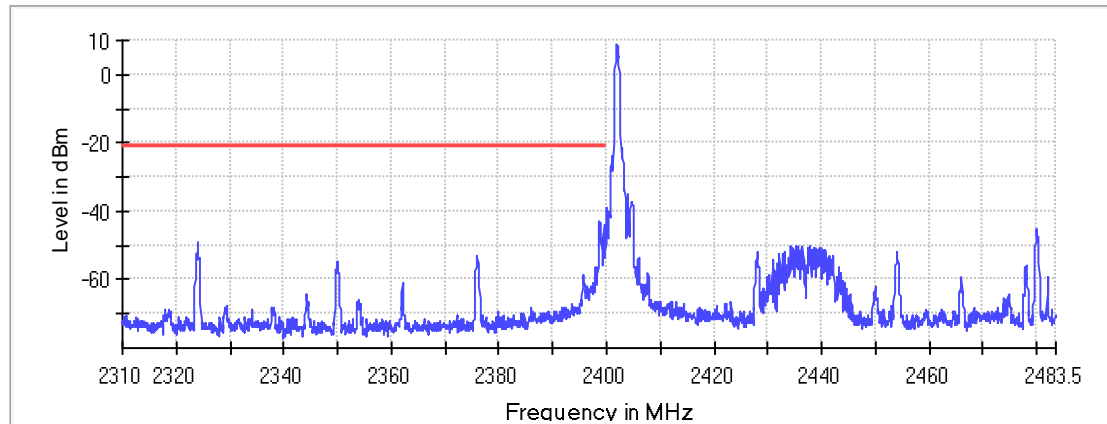
Inband Peak

Frequency (MHz)	Level (dBm)
2401.925000	8.8

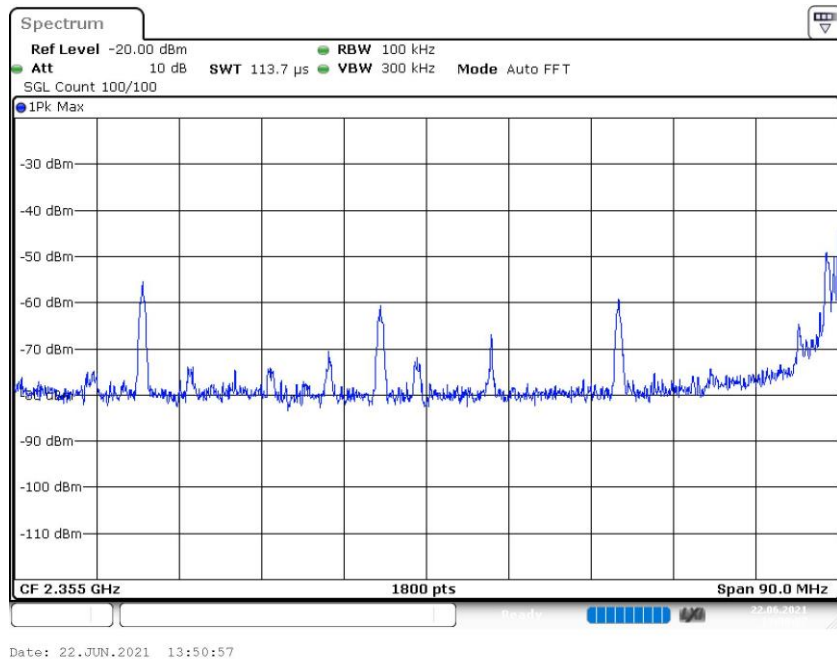
Measurements

Frequency (MHz)	Level (dBm)	Margin (dB)	Limit (dBm)	Result
2399.975000	-38.8	17.6	-21.2	PASS
2399.925000	-40.3	19.2	-21.2	PASS
2398.725000	-43.1	21.9	-21.2	PASS
2398.675000	-43.1	21.9	-21.2	PASS
2398.625000	-43.3	22.1	-21.2	PASS
2398.775000	-43.6	22.4	-21.2	PASS
2399.875000	-44.1	22.9	-21.2	PASS
2399.525000	-44.2	23.0	-21.2	PASS
2399.475000	-44.5	23.3	-21.2	PASS
2398.575000	-45.0	23.8	-21.2	PASS
2398.875000	-45.0	23.8	-21.2	PASS
2399.575000	-45.1	23.9	-21.2	PASS
2398.925000	-45.2	24.1	-21.2	PASS
2398.825000	-45.3	24.1	-21.2	PASS
2398.975000	-46.6	25.4	-21.2	PASS

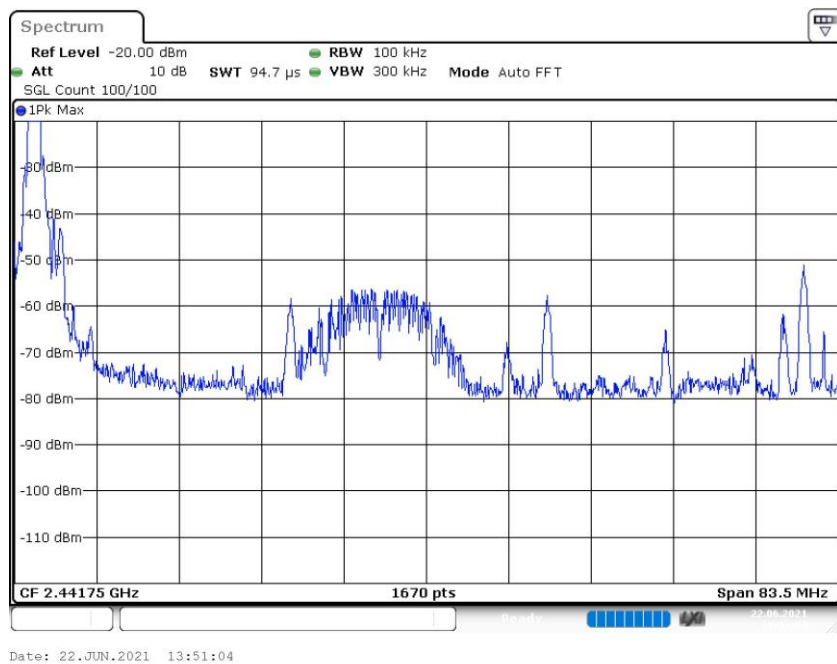
Band Edge



Band Edge Connector 1_0



Band Edge Connector 1_1



Measurement 1

Setting	Instrument Value	Target Value
Start Frequency	2.31000 GHz	2.31000 GHz
Stop Frequency	2.40000 GHz	2.40000 GHz
Span	90.000 MHz	90.000 MHz
RBW	100.000 kHz	\leq 100.000 kHz
VBW	300.000 kHz	\geq 300.000 kHz
SweepPoints	1800	\sim 1800
Sweeptime	113.672 μ s	AUTO
Reference Level	-20.000 dBm	-30.000 dBm
Attenuation	10.000 dB	AUTO

Detector	MaxPeak	MaxPeak
SweepCount	100	100
Filter	3 dB	3 dB
Trace Mode	Max Hold	Max Hold
Sweeptype	FFT	AUTO
Preamp	off	off

Measurement 2

Setting	Instrument Value	Target Value
Start Frequency	2.40000 GHz	2.40000 GHz
Stop Frequency	2.48350 GHz	2.48350 GHz
Span	83.500 MHz	83.500 MHz
RBW	100.000 kHz	<= 100.000 kHz
VBW	300.000 kHz	>= 300.000 kHz
SweepPoints	1670	~ 1670
SweepTime	94.727 µs	AUTO
Reference Level	-20.000 dBm	-30.000 dBm
Attenuation	10.000 dB	AUTO
Detector	MaxPeak	MaxPeak
SweepCount	100	100
Filter	3 dB	3 dB
Trace Mode	Max Hold	Max Hold
Sweeptype	FFT	AUTO
Preamp	off	off

Tx Spurious Emission (2402 MHz; 15.000 dBm; 1 MHz)

Result

DUT Frequency (MHz)	Result
2402.000000	PASS

Final measurements

Frequency (MHz)	Level Pre Measurement (dBm)	level (dBm)	Limit (dBm)	Margin (dB)	Result
---	---	---	---	---	---

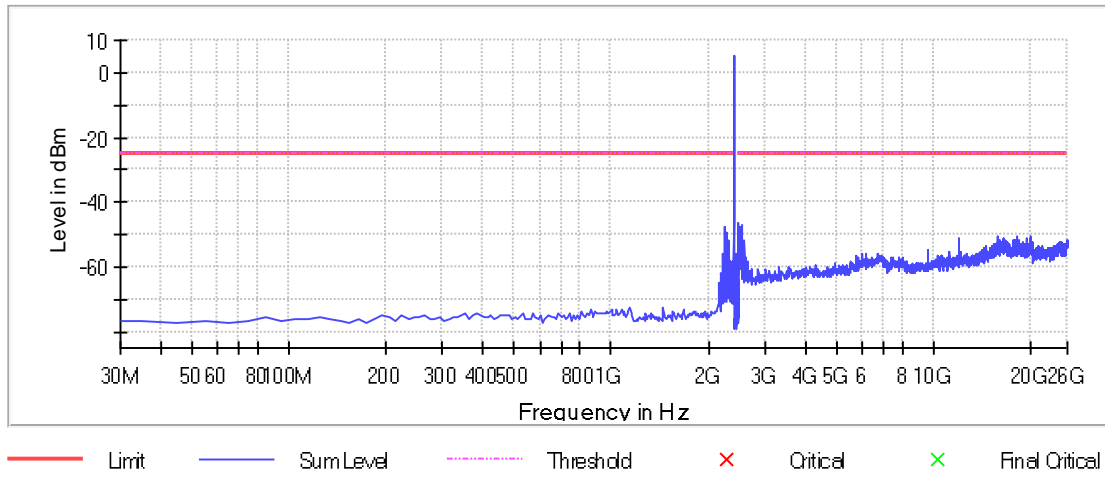
Pre Measurements

Frequency (MHz)	Level (dBm)	Margin (dB)	Limit (dBm)
2395.021008	-45.7	20.9	-24.8
2528.474182	-47.2	22.5	-24.8
2508.485657	-47.5	22.7	-24.8
2245.651261	-47.5	22.8	-24.8
2275.525210	-49.6	24.8	-24.8
15800.854972	-50.7	25.9	-24.8
18259.443583	-50.7	26.0	-24.8
19868.519868	-50.8	26.0	-24.8
19878.514131	-51.0	26.2	-24.8
12013.029431	-51.1	26.4	-24.8
16470.470569	-51.4	26.6	-24.8
19548.703464	-51.4	26.6	-24.8
19908.496919	-51.5	26.7	-24.8
2588.439758	-51.5	26.7	-24.8
25915.048768	-51.6	26.8	-24.8

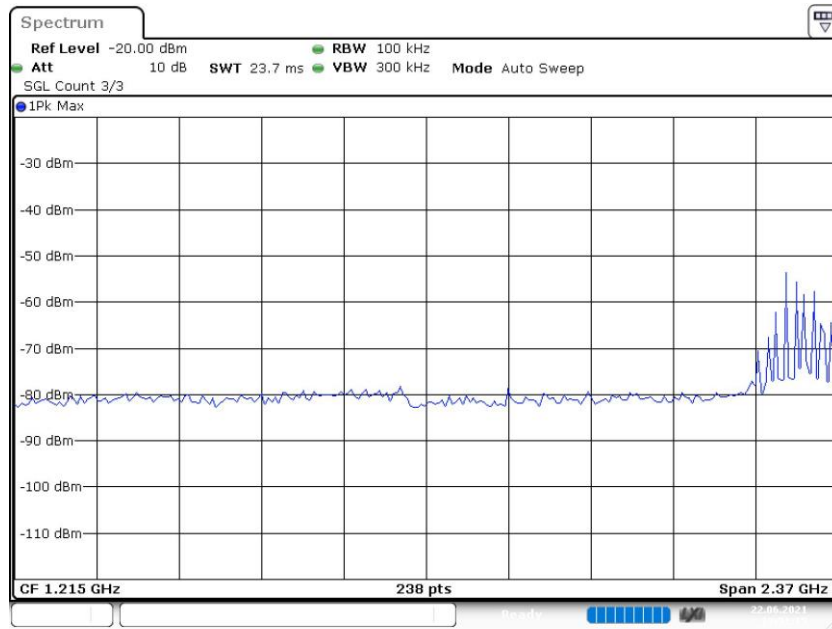
Measurement Settings

Start Frequency (MHz)	Stop Frequency (MHz)	Pre Measurement	Final Measurement
30.000000	2400.000000	1	1
2400.000000	2483.500000	1	1
2483.500000	26000.000000	1	1

Spurious

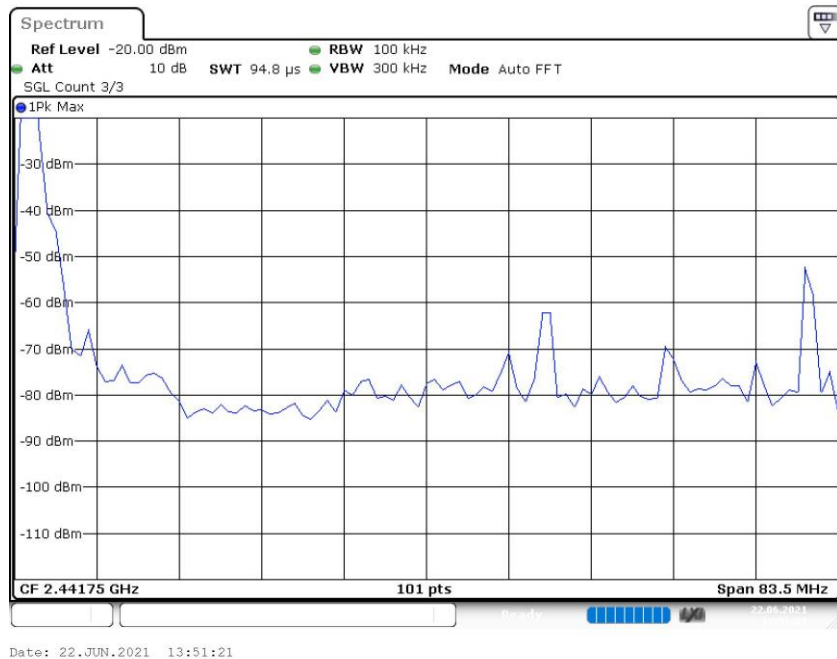


Spurious Connector 1_0

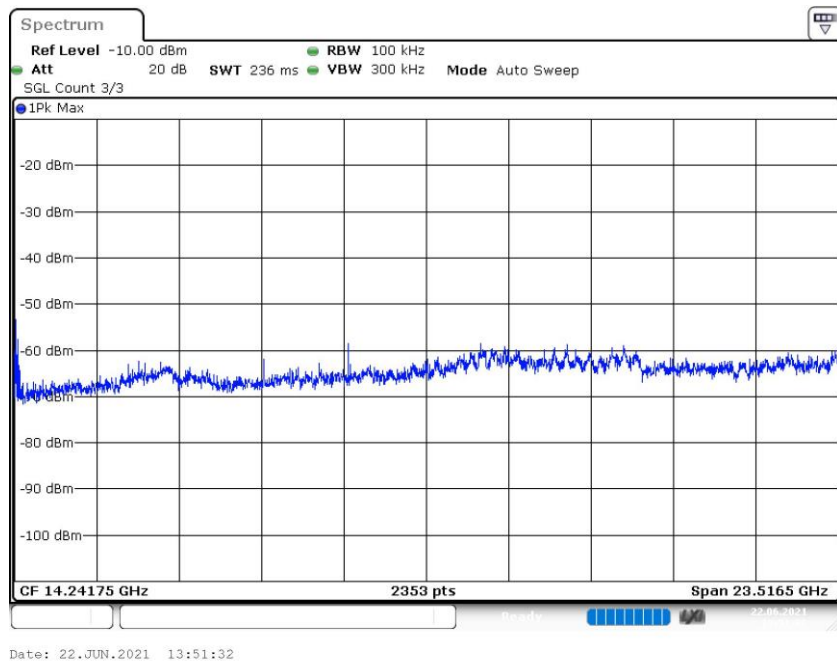


Date: 22.JUN.2021 13:51:15

Spurious Connector 1_1



Spurious Connector 1_2



Pre Measurement 1

Setting	Instrument Value	Target Value
RBW	100.000 kHz	\leq 100.000 kHz
VBW	300.000 kHz	\geq 300.000 kHz
SweepPoints	238	\sim 238
Sweeptime	23.700 ms	AUTO
Reference Level	-20.000 dBm	-30.000 dBm
Attenuation	10.000 dB	AUTO
Detector	MaxPeak	MaxPeak
SweepCount	3	3
Filter	3 dB	3 dB
Trace Mode	Max Hold	Max Hold

Sweeptype	Sweep	AUTO
Preamp	off	off

Emissions in restricted frequency bands (Average) (2402 MHz; 15.000 dBm; 1 MHz)

Result

DUT Frequency (MHz)	Result
2402.000000	PASS

Final measurements

Frequency (MHz)	Level Pre Measurement (dBm)	level (dBm)	Limit (dBm)	Margin (dB)	Result
---	---	---	---	---	---

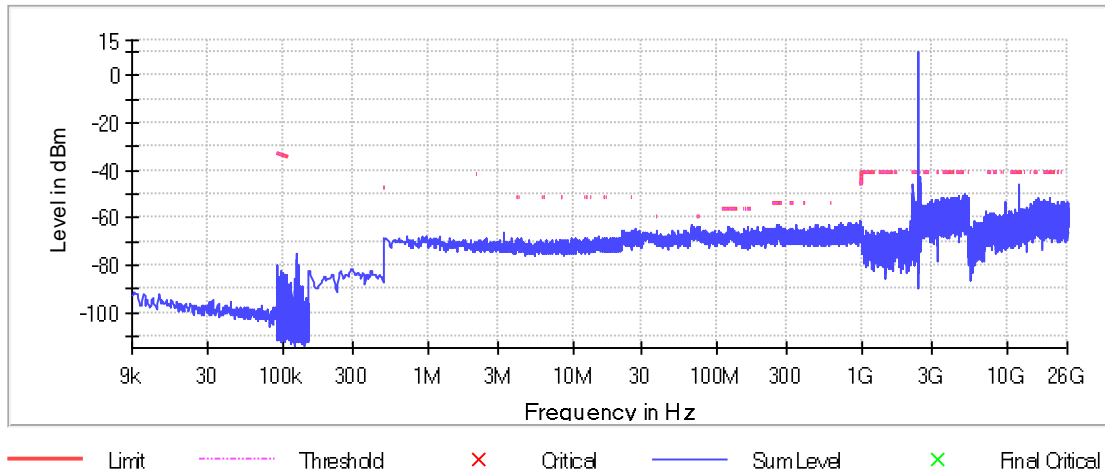
Pre Measurements

Frequency (MHz)	Level (dBm)	Margin (dB)	Limit (dBm)
73.175000	-63.4	3.5	-59.9
74.075000	-63.5	3.6	-59.9
73.125000	-63.8	3.9	-59.9
74.125000	-64.0	4.1	-59.9
74.025000	-64.2	4.3	-59.9
74.425000	-64.2	4.3	-59.9
74.375000	-64.2	4.3	-59.9
73.225000	-64.3	4.4	-59.9
2246.250000	-45.9	4.7	-41.2
73.325000	-64.8	4.9	-59.9
73.375000	-64.8	4.9	-59.9
75.025000	-64.9	5.0	-59.9
74.975000	-64.9	5.0	-59.9
12011.750000	-46.2	5.0	-41.2
2246.750000	-46.4	5.2	-41.2

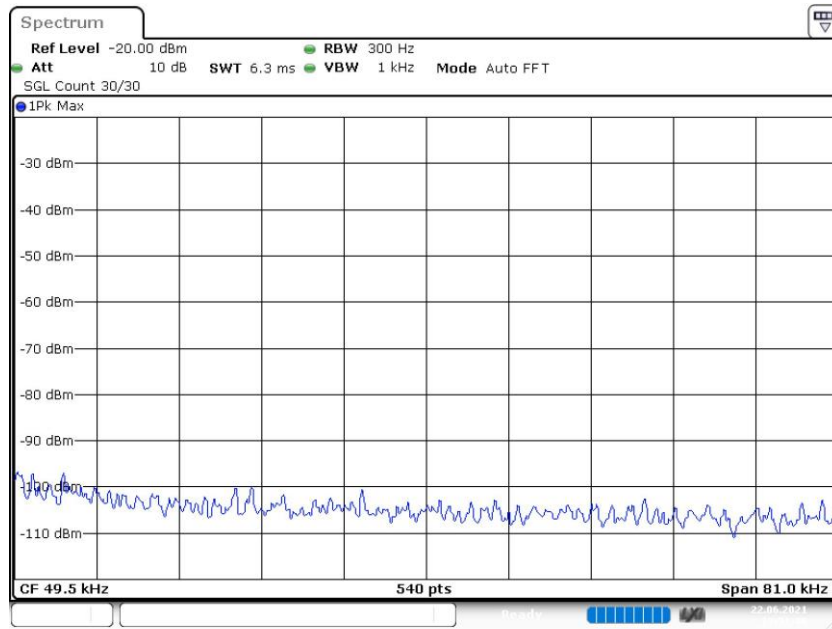
Measurement Settings

Start Frequency (MHz)	Stop Frequency (MHz)	Pre Measurement	Final Measurement
0.009000	0.090000	2	2
0.090000	0.110000	2	2
0.110000	0.150000	2	2
0.150000	0.490000	2	2
0.490000	30.000000	2	2
30.000000	1000.000000	2	2
1000.000000	2400.000000	1	1
2400.000000	2483.500000	1	1
2483.500000	5470.000000	1	1
5470.000000	7000.000000	1	1
7000.000000	16000.000000	1	1
16000.000000	26000.000000	1	1

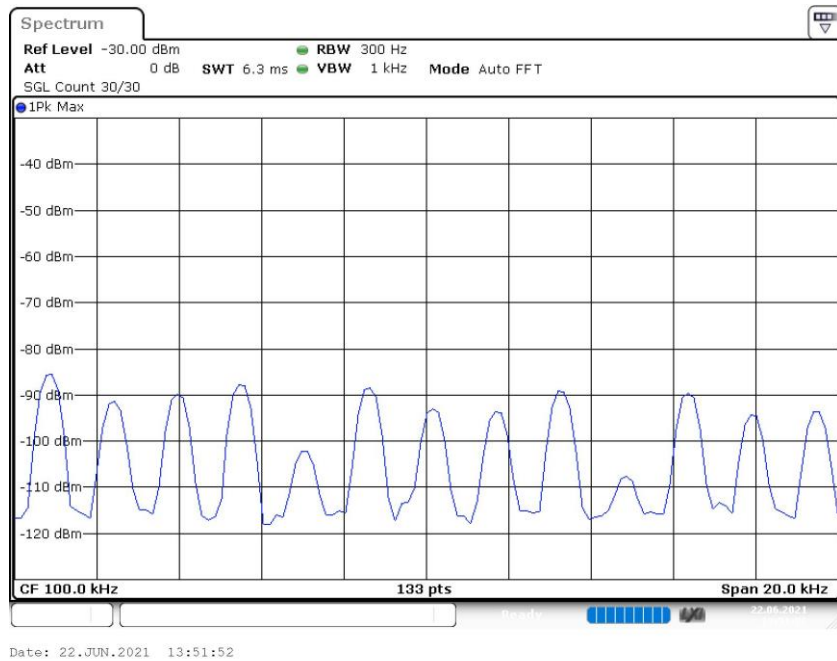
Restricted Band



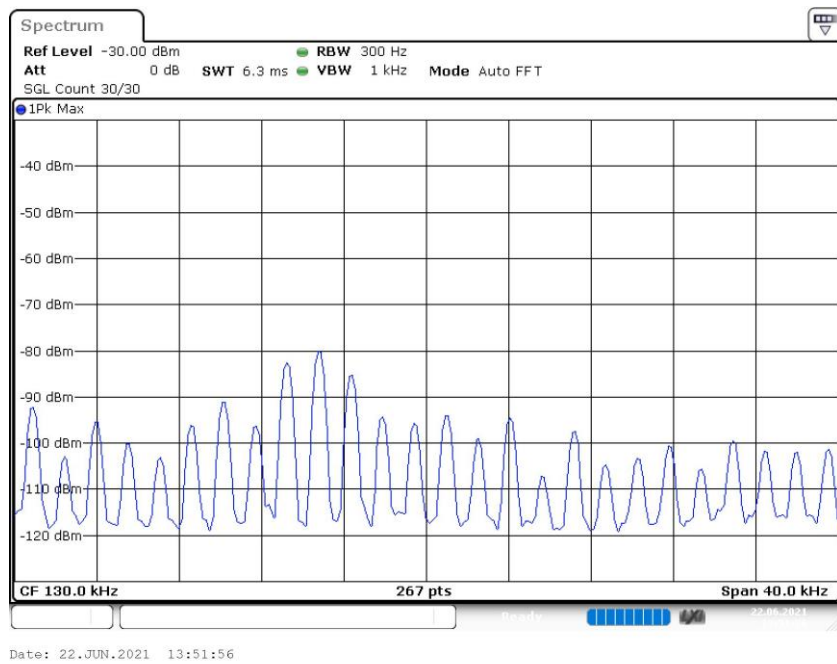
Restricted Band Connector 1_0



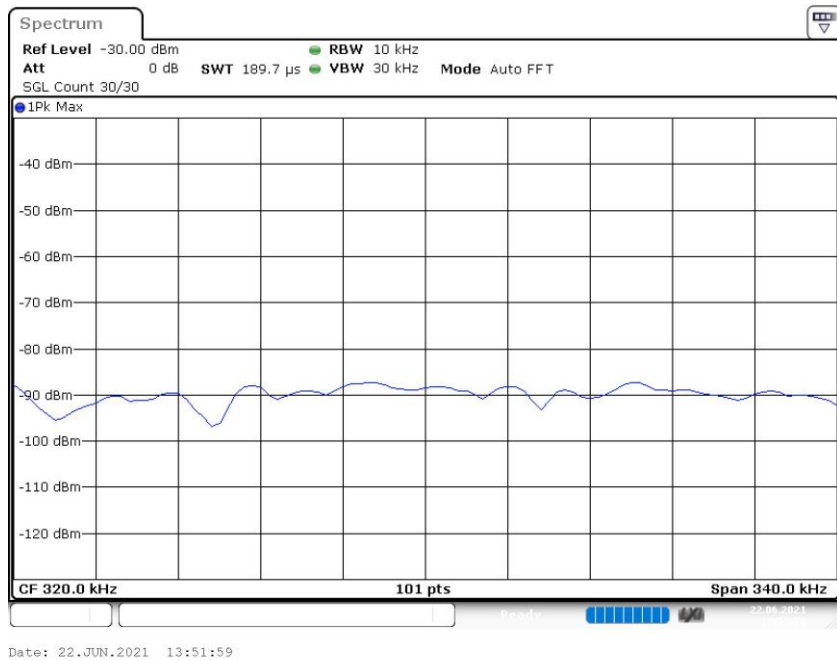
Restricted Band Connector 1_1



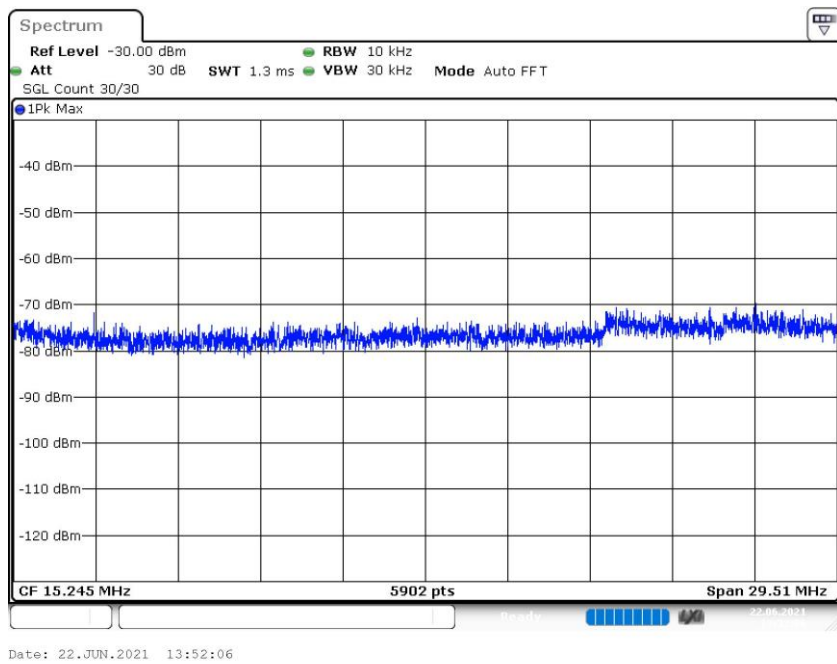
Restricted Band Connector 1_2



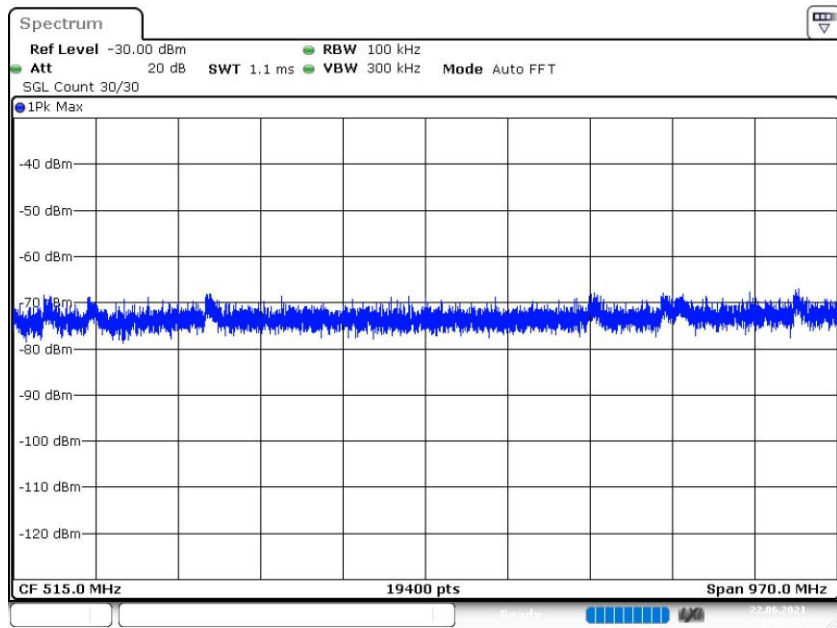
Restricted Band Connector 1_3



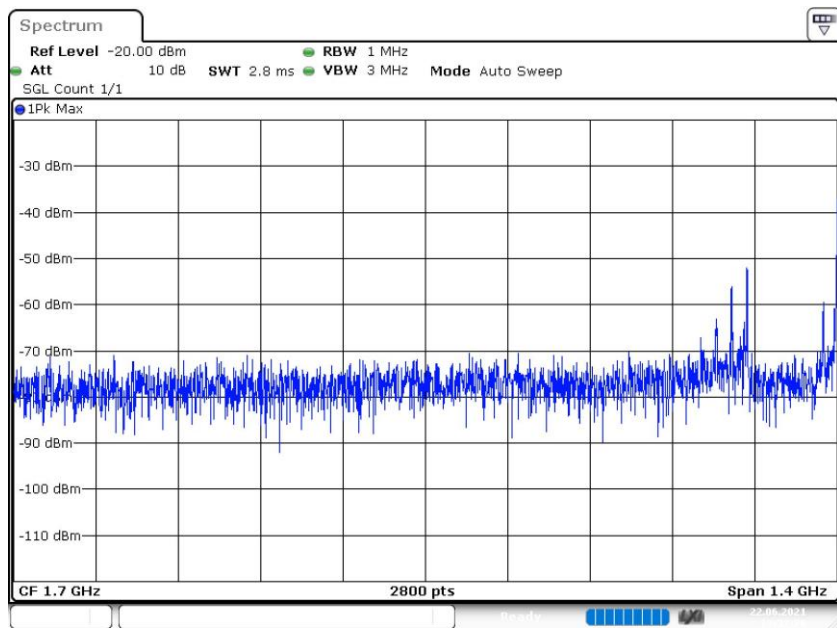
Restricted Band Connector 1_4



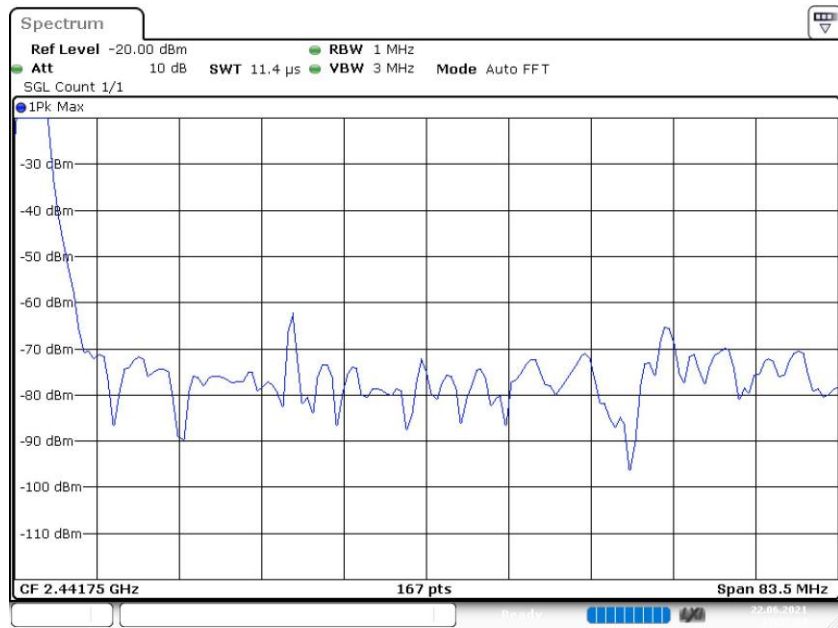
Restricted Band Connector 1_5



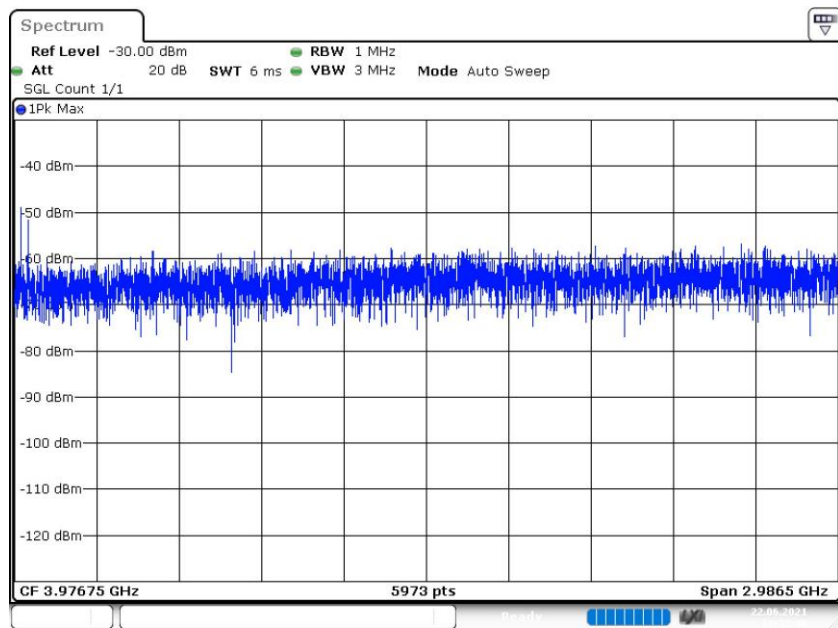
Restricted Band Connector 1_6



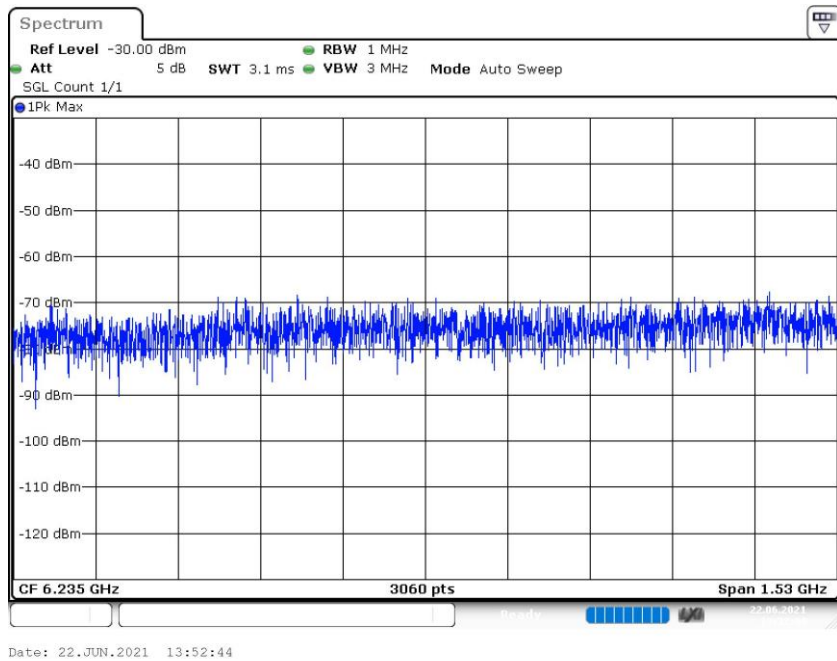
Restricted Band Connector 1_7



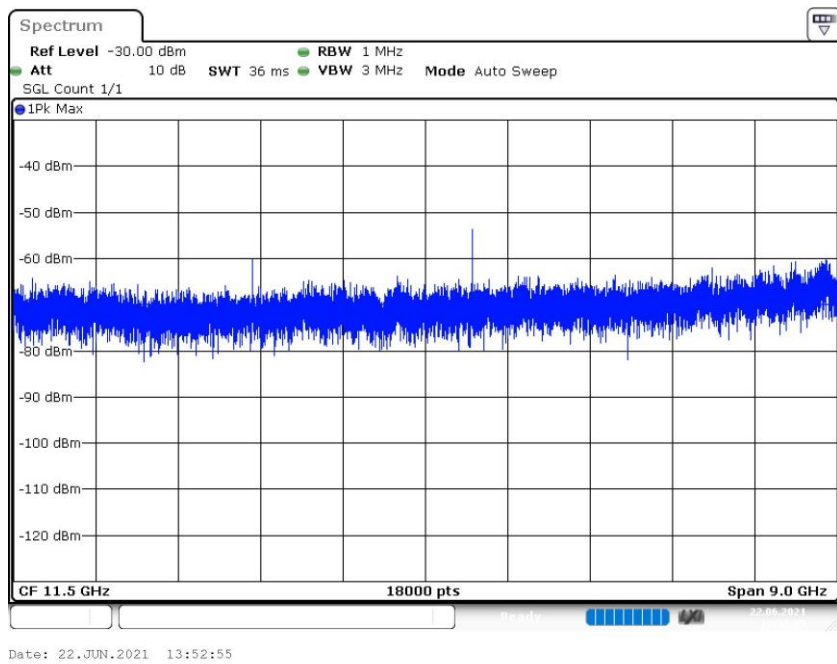
Restricted Band Connector 1_8



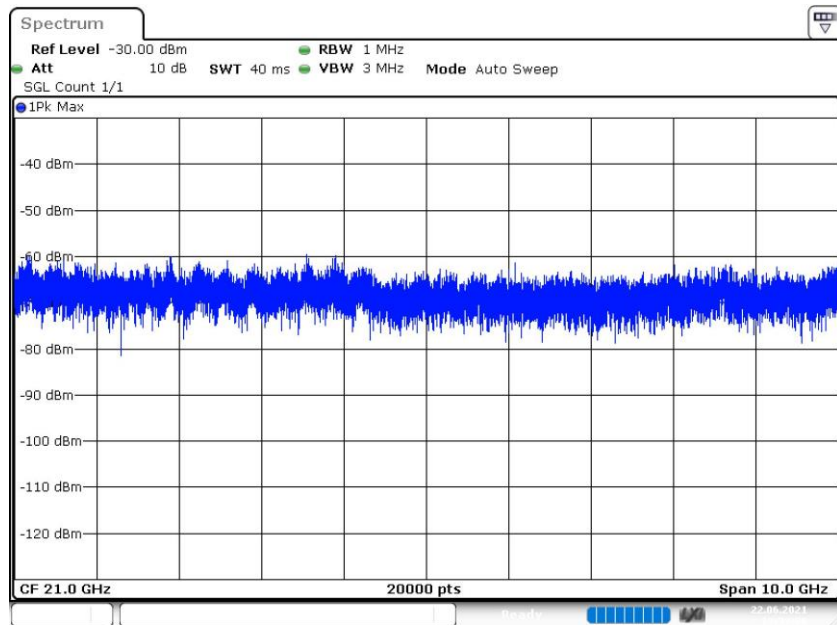
Restricted Band Connector 1_9



Restricted Band Connector 1_10



Restricted Band Connector 1_11



Date: 22.JUN.2021 13:53:08

Pre Measurement 1

Setting	Instrument Value	Target Value
RBW	1.000 MHz	<= 1.000 MHz
VBW	3.000 MHz	>= 3.000 MHz
SweepPoints	2800	~ 2800
SweepTime	2.800 ms	AUTO
Reference Level	-20.000 dBm	-30.000 dBm
Attenuation	10.000 dB	AUTO
Detector	MaxPeak	MaxPeak
SweepCount	1	1
Filter	3 dB	3 dB
Trace Mode	Max Hold	Max Hold
SweepType	Sweep	AUTO
Preamp	off	off

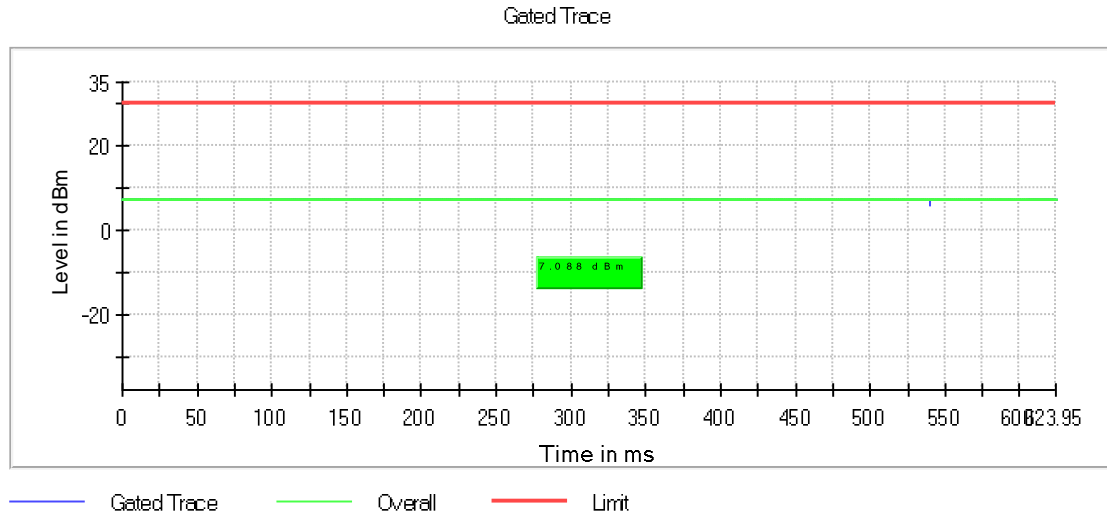
Pre Measurement 2

Setting	Instrument Value	Target Value
RBW	300.000 Hz	<= 300.000 Hz
VBW	1.000 kHz	>= 900.000 Hz
SweepPoints	540	~ 540
SweepTime	6.322 ms	AUTO
Reference Level	-20.000 dBm	-30.000 dBm
Attenuation	10.000 dB	AUTO
Detector	MaxPeak	MaxPeak
SweepCount	30	30
Filter	3 dB	3 dB
Trace Mode	Max Hold	Max Hold
SweepType	FFT	AUTO
Preamp	off	off

RF output power (2442 MHz; 15.000 dBm; 1 MHz)

Result

DUT Frequency (MHz)	Gated RMS (dBm)	Limit Max (dBm)	Gated EIRP (dBm)	DutyCycle (%)	Result
2442.000000	7.1	30.0	12.2	62.578	PASS



OSP PowerMeter settings

Setting	Instrument Value	Target Value
Measurement Time	1.000 s	1.000 s
Points	1000000	1000000
Time resolution	1.000 μ s	1.000 μ s

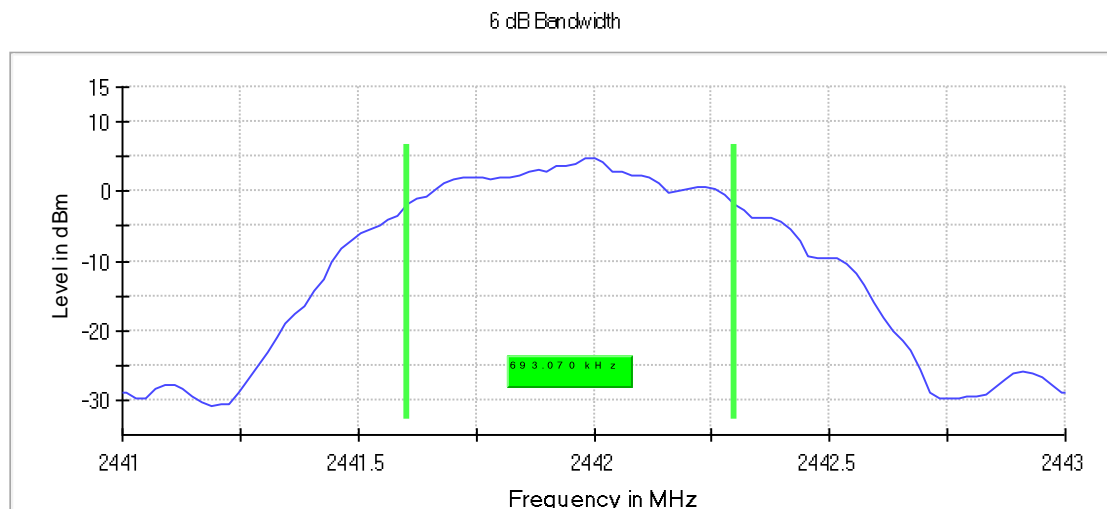
Minimum Emission Bandwidth 6 dB (2442 MHz; 15.000 dBm; 1 MHz)

6 dB Bandwidth

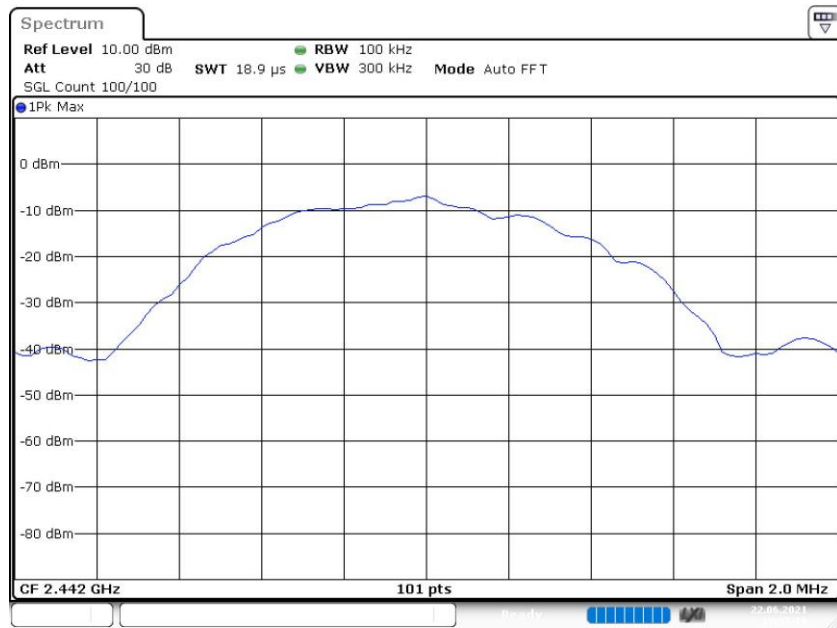
DUT Frequency (MHz)	Bandwidth (MHz)	Limit Min (MHz)	Limit Max (MHz)	Band Edge Left (MHz)	Band Edge Right (MHz)
2442.000000	0.693070	0.500000	---	2441.603960	2442.297030

(continuation of the "6 dB Bandwidth" table from column 6 ...)

DUT Frequency (MHz)	Max Level (dBm)	Result
2442.000000	4.7	PASS



Bandwidth



Date: 22.JUN.2021 13:57:16

Measurement

Setting	Instrument Value	Target Value
Start Frequency	2.44100 GHz	2.44100 GHz
Stop Frequency	2.44300 GHz	2.44300 GHz
Span	2.000 MHz	2.000 MHz
RBW	100.000 kHz	~ 100.000 kHz
VBW	300.000 kHz	~ 300.000 kHz
SweepPoints	101	~ 40
Sweeptime	18.938 μs	AUTO
Reference Level	10.000 dBm	10.000 dBm
Attenuation	30.000 dB	AUTO
Detector	MaxPeak	MaxPeak
SweepCount	100	100
Filter	3 dB	3 dB
Trace Mode	Max Hold	Max Hold
SweepType	FFT	AUTO
Preamp	off	off

Peak Power Spectral Density (2442 MHz; 15.000 dBm; 1 MHz)

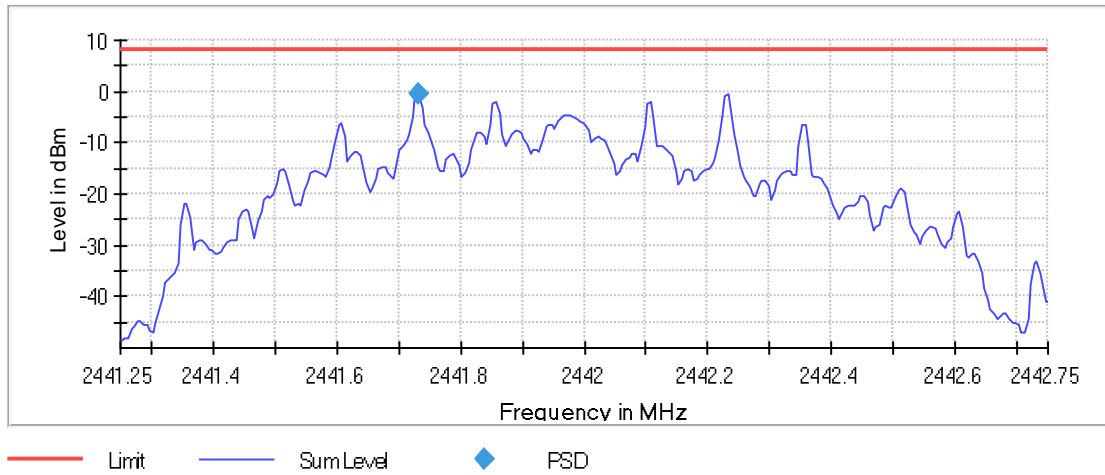
Result

DUT Frequency (MHz)	Frequency (MHz)	PSD (dBm)	Limit Max (dBm)	Result
2442.000000	2441.732500	-0.595	8.0	PASS

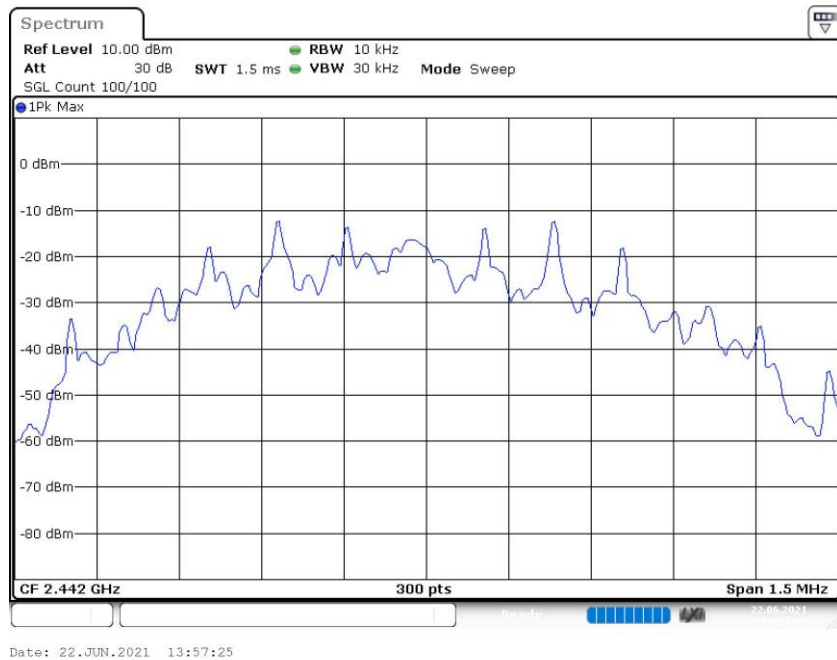
Ports

Port	State
1	used

Peak Power Spectral Density



PSD Connector 1



Date: 22.JUN.2021 13:57:25

Measurement

Setting	Instrument Value	Target Value
Start Frequency	2.44125 GHz	2.44125 GHz
Stop Frequency	2.44275 GHz	2.44275 GHz
Span	1.500 MHz	1.500 MHz
RBW	10.000 kHz	<= 10.000 kHz
VBW	30.000 kHz	>= 30.000 kHz
SweepPoints	300	~ 300
Sweeptime	1.500 ms	AUTO
Reference Level	10.000 dBm	10.000 dBm
Attenuation	30.000 dB	AUTO
Detector	MaxPeak	MaxPeak
SweepCount	100	100
Filter	3 dB	3 dB
Trace Mode	Max Hold	Max Hold
Sweeptype	Sweep	Sweep
Preamp	off	off

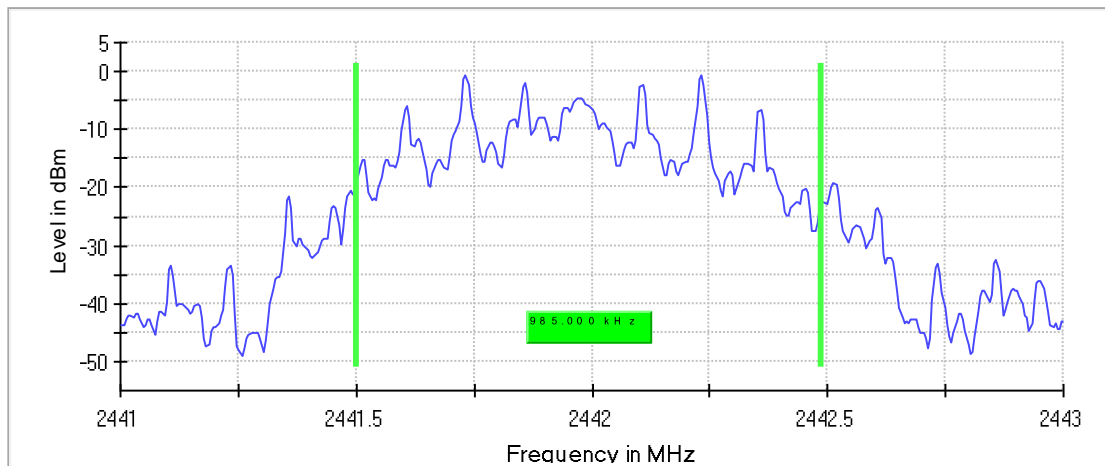
Occupied Channel Bandwidth 99% (2442 MHz; 15.000 dBm; 1 MHz)

99 % Bandwidth

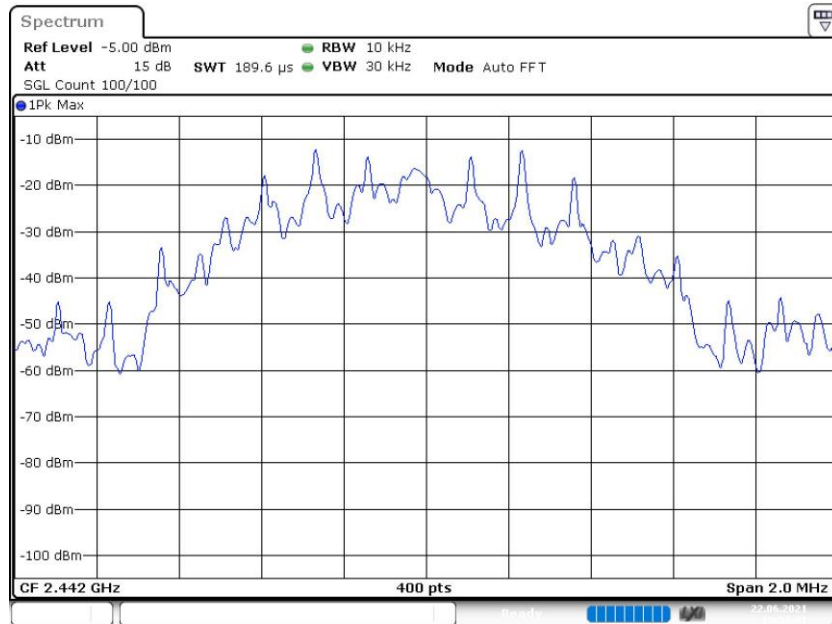
DUT Frequency (MHz)	Bandwidth (MHz)	Limit Min (MHz)	Limit Max (MHz)	Band Edge Left (MHz)	Band Edge Right (MHz)
2442.000000	0.985000	---	---	2441.502500	2442.487500

DUT Frequency (MHz)	Result
2442.000000	PASS

99 % Bandwidth



Bandwidth



Date: 22.JUN.2021 13:57:31

Measurement

Setting	Instrument Value	Target Value
Start Frequency	2.44100 GHz	2.44100 GHz
Stop Frequency	2.44300 GHz	2.44300 GHz

Span	2.000 MHz	2.000 MHz
RBW	10.000 kHz	>= 10.000 kHz
VBW	30.000 kHz	>= 30.000 kHz
SweepPoints	400	~ 400
SweepTime	189.648 µs	AUTO
Reference Level	-5.000 dBm	-5.000 dBm
Attenuation	15.000 dB	AUTO
Detector	MaxPeak	MaxPeak
SweepCount	100	100
Filter	3 dB	3 dB
Trace Mode	Max Hold	Max Hold
SweepType	FFT	AUTO
Preamp	off	off

Tx Spurious Emission (2442 MHz; 15.000 dBm; 1 MHz)

Result

DUT Frequency (MHz)	Result
2442.000000	PASS

Final measurements

Frequency (MHz)	Level Pre Measurement (dBm)	level (dBm)	Limit (dBm)	Margin (dB)	Result
---	---	---	---	---	---

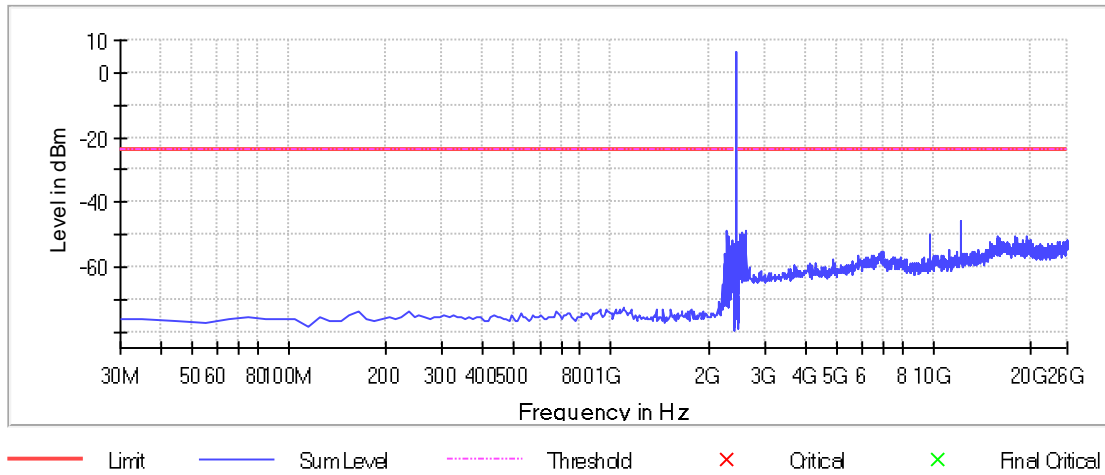
Pre Measurements

Frequency (MHz)	Level (dBm)	Margin (dB)	Limit (dBm)
12212.914683	-46.0	22.2	-23.8
2598.434020	-48.7	24.9	-23.8
2285.483193	-49.0	25.2	-23.8
2548.462707	-49.2	25.4	-23.8
2568.451232	-50.1	26.3	-23.8
9764.320336	-50.1	26.4	-23.8
2518.479919	-50.3	26.5	-23.8
2315.357143	-50.4	26.6	-23.8
17899.650127	-50.6	26.8	-23.8
19538.709201	-50.7	26.9	-23.8
19548.703464	-50.8	27.0	-23.8
15790.860710	-50.8	27.1	-23.8
15820.843498	-51.2	27.4	-23.8
18199.478007	-51.2	27.4	-23.8
18219.466532	-51.2	27.5	-23.8

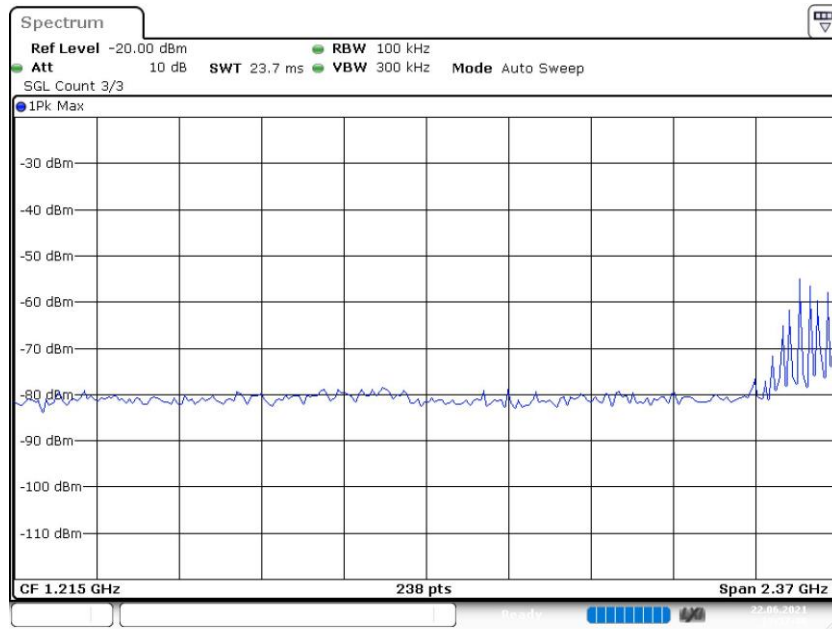
Measurement Settings

Start Frequency (MHz)	Stop Frequency (MHz)	Pre Measurement	Final Measurement
30.000000	2400.000000	1	1
2400.000000	2483.500000	1	1
2483.500000	26000.000000	1	1

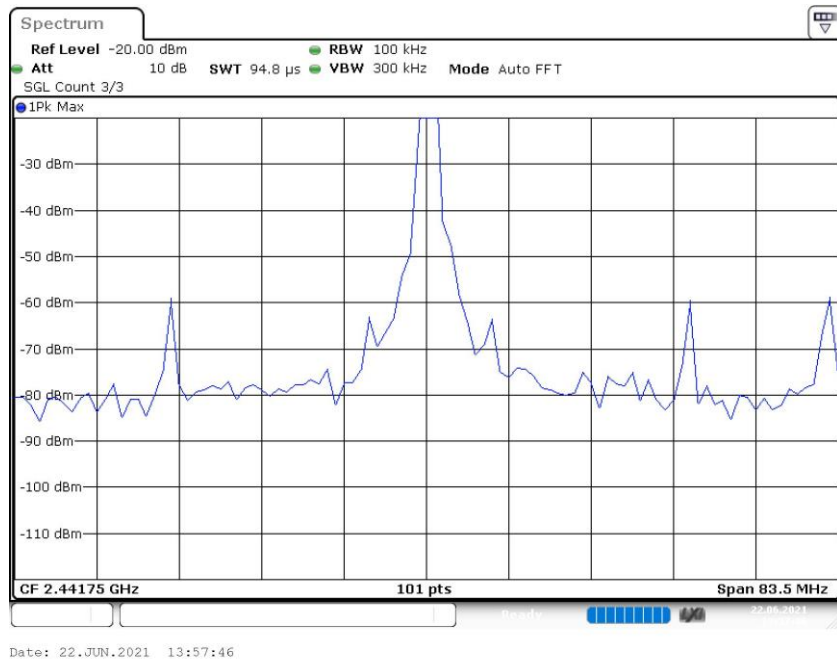
Spurious



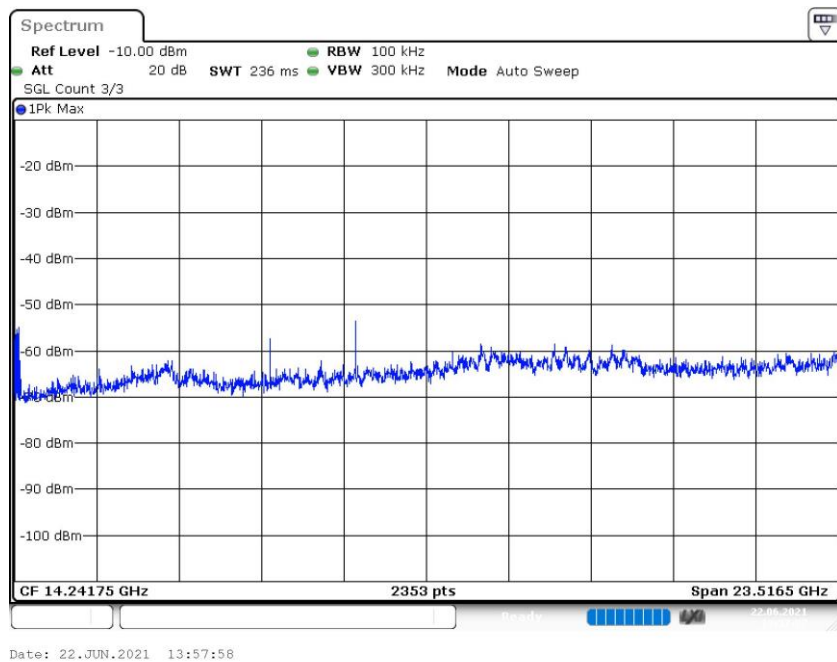
Spurious Connector 1_0



Spurious Connector 1_1



Spurious Connector 1_2



Pre Measurement 1

Setting	Instrument Value	Target Value
RBW	100.000 kHz	\leq 100.000 kHz
VBW	300.000 kHz	\geq 300.000 kHz
SweepPoints	238	\sim 238
Sweeptime	23.700 ms	AUTO
Reference Level	-20.000 dBm	-30.000 dBm
Attenuation	10.000 dB	AUTO
Detector	MaxPeak	MaxPeak
SweepCount	3	3
Filter	3 dB	3 dB

Trace Mode	Max Hold	Max Hold
Sweep type	Sweep	AUTO
Preamp	off	off

Emissions in restricted frequency bands (Average) (2442 MHz; 15.000 dBm; 1 MHz)

Result

DUT Frequency (MHz)	Result
2442.000000	PASS

Final measurements

Frequency (MHz)	Level Pre Measurement (dBm)	level (dBm)	Limit (dBm)	Margin (dB)	Result
12208.750000	-40.1	-46.4	-41.2	5.2	PASS
12211.250000	-41.1	-47.1	-41.2	5.9	PASS

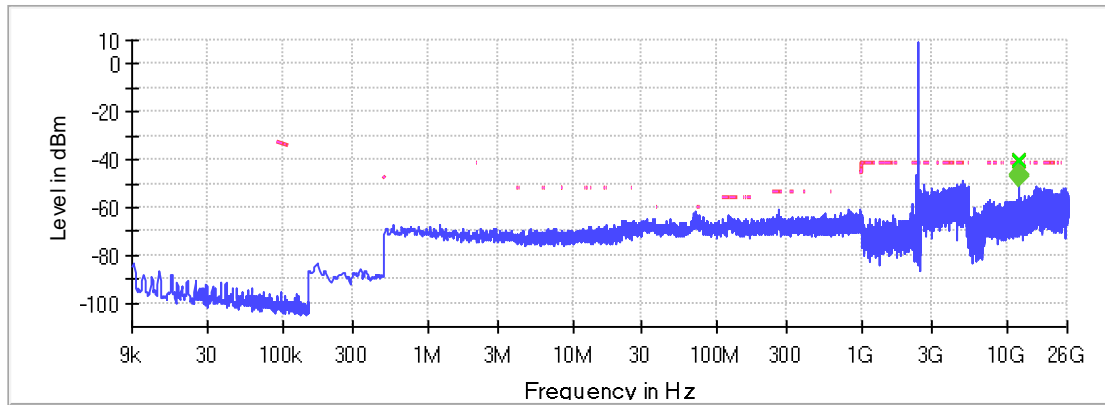
Pre Measurements

Frequency (MHz)	Level (dBm)	Margin (dB)	Limit (dBm)
12208.750000	-40.1	-1.1	-41.2
12208.250000	-40.6	-0.6	-41.2
12211.250000	-41.1	-0.1	-41.2
12211.750000	-41.9	0.7	-41.2
12210.750000	-42.1	0.9	-41.2
12209.750000	-44.5	3.3	-41.2
74.325000	-64.2	4.3	-59.9
74.275000	-64.3	4.4	-59.9
74.875000	-64.8	4.9	-59.9
74.825000	-65.2	5.3	-59.9
2338.250000	-46.7	5.5	-41.2
73.475000	-65.4	5.5	-59.9
73.525000	-65.7	5.8	-59.9
74.925000	-65.7	5.8	-59.9
73.075000	-65.8	5.9	-59.9

Measurement Settings

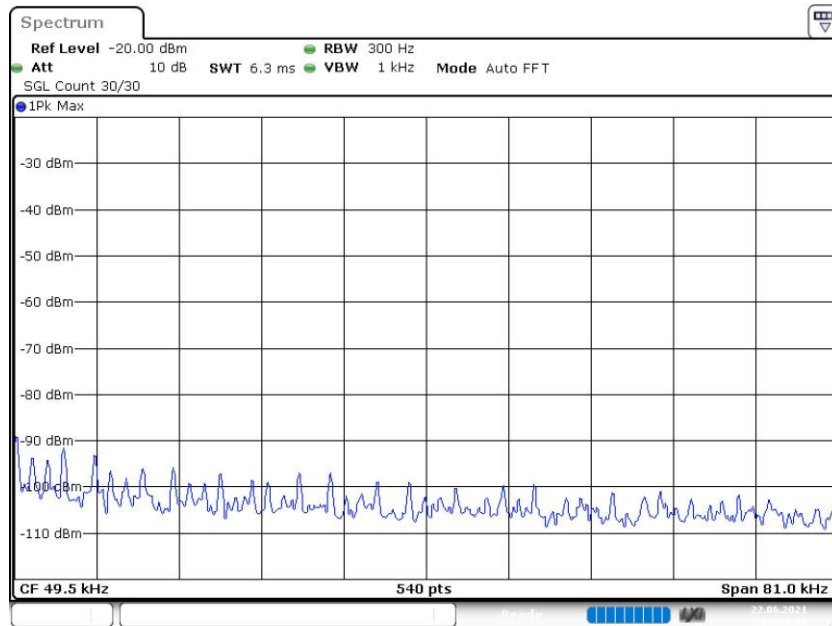
Start Frequency (MHz)	Stop Frequency (MHz)	Pre Measurement	Final Measurement
0.009000	0.090000	2	2
0.090000	0.110000	2	2
0.110000	0.150000	2	2
0.150000	0.490000	2	2
0.490000	30.000000	2	2
30.000000	1000.000000	2	2
1000.000000	2400.000000	1	1
2400.000000	2483.500000	1	1
2483.500000	5470.000000	1	1
5470.000000	7000.000000	1	1
7000.000000	16000.000000	1	1
16000.000000	26000.000000	1	1

Restricted Band

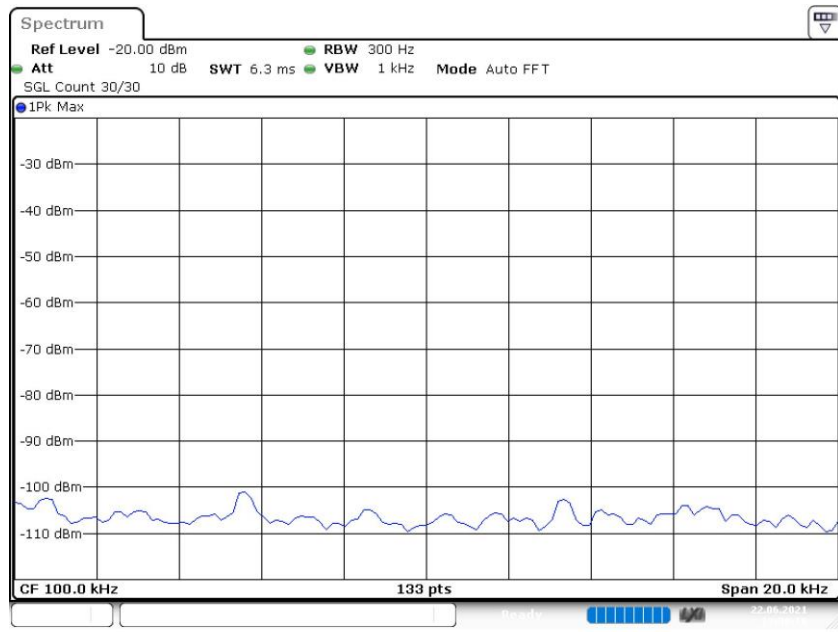


- Limit
- - - Threshold
- × Critical
- SumLevel
- × Final Critical
- ◆ Fail
- ◆ Pass

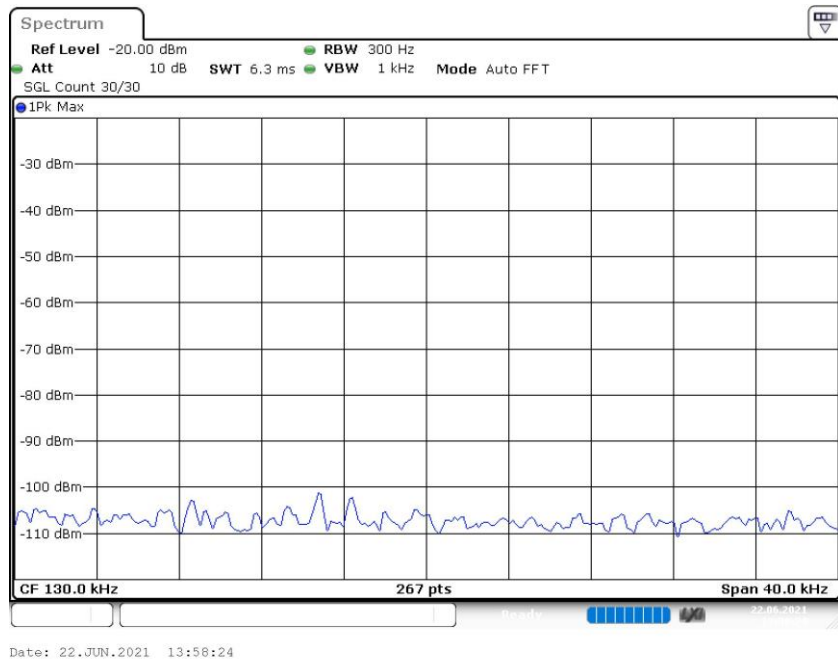
Restricted Band Connector 1_0



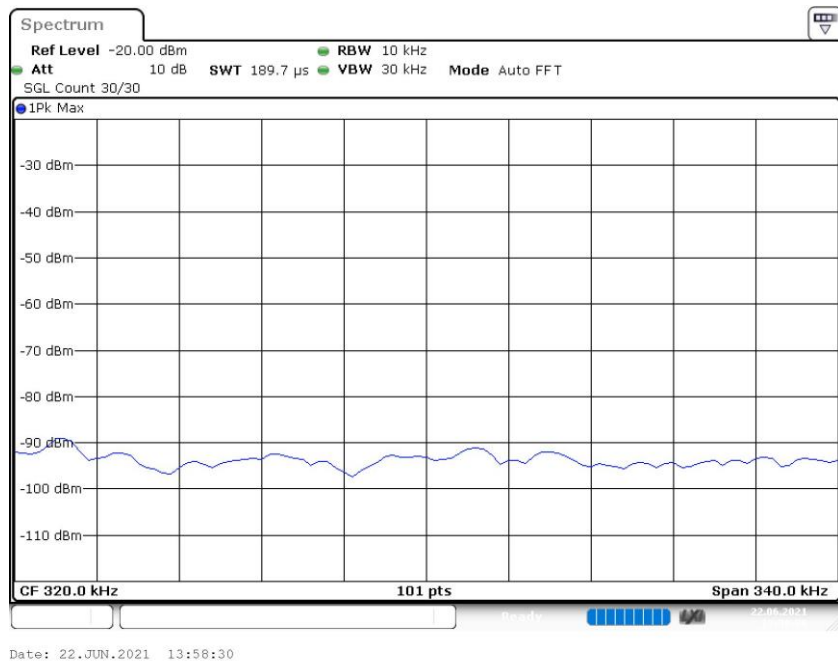
Restricted Band Connector 1_1



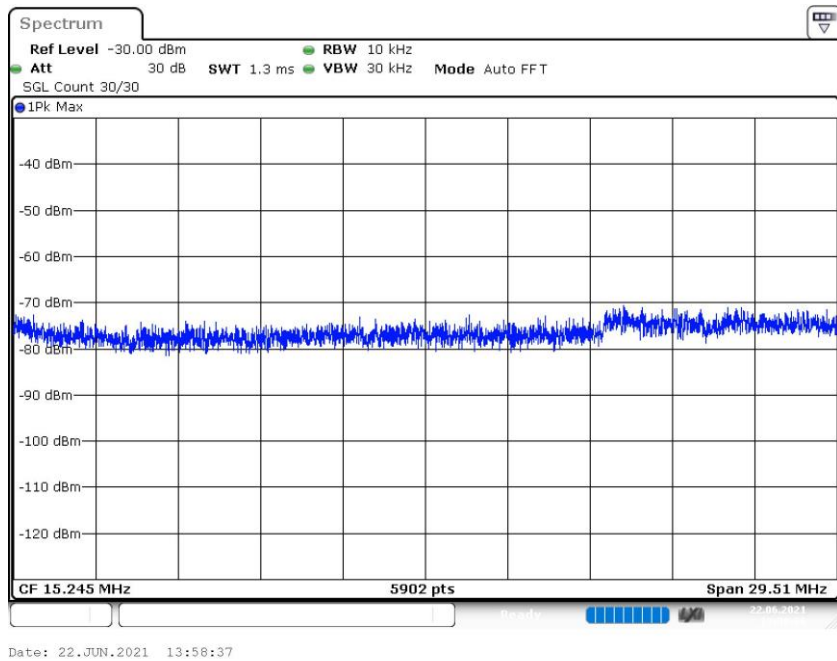
Restricted Band Connector 1_2



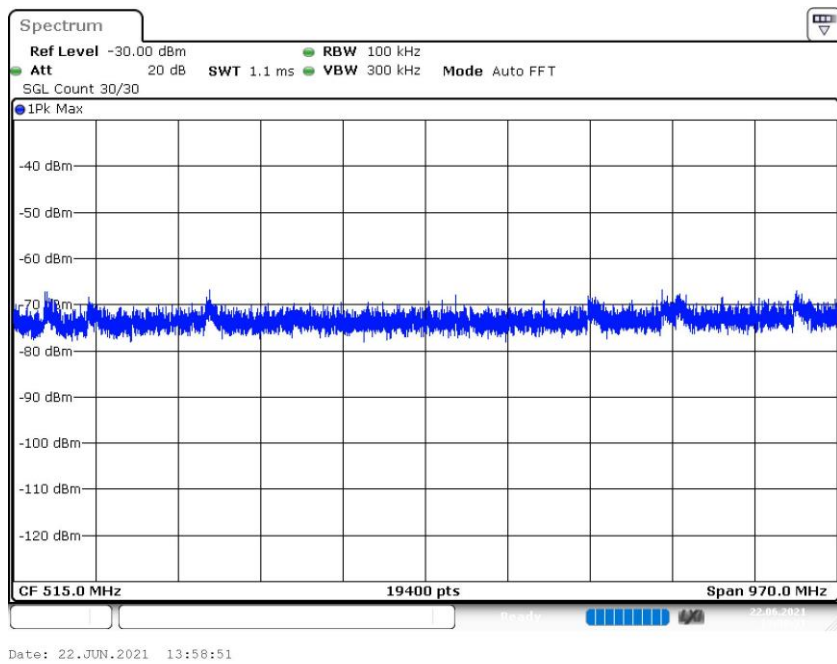
Restricted Band Connector 1_3



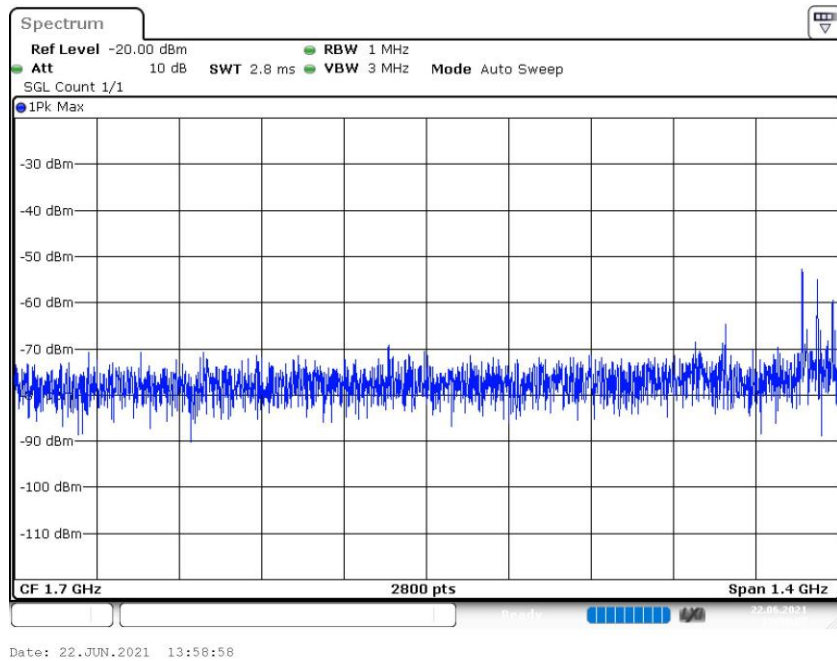
Restricted Band Connector 1_4



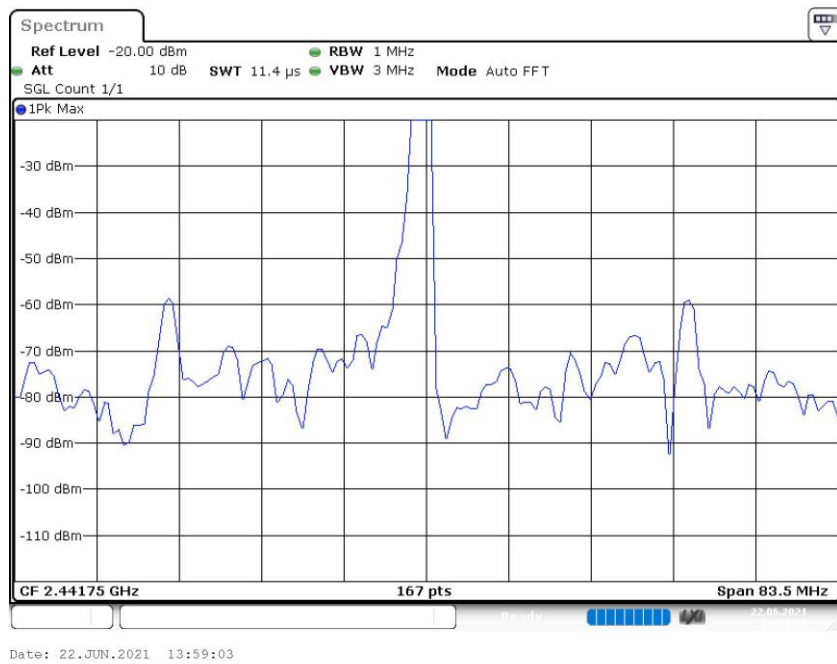
Restricted Band Connector 1_5



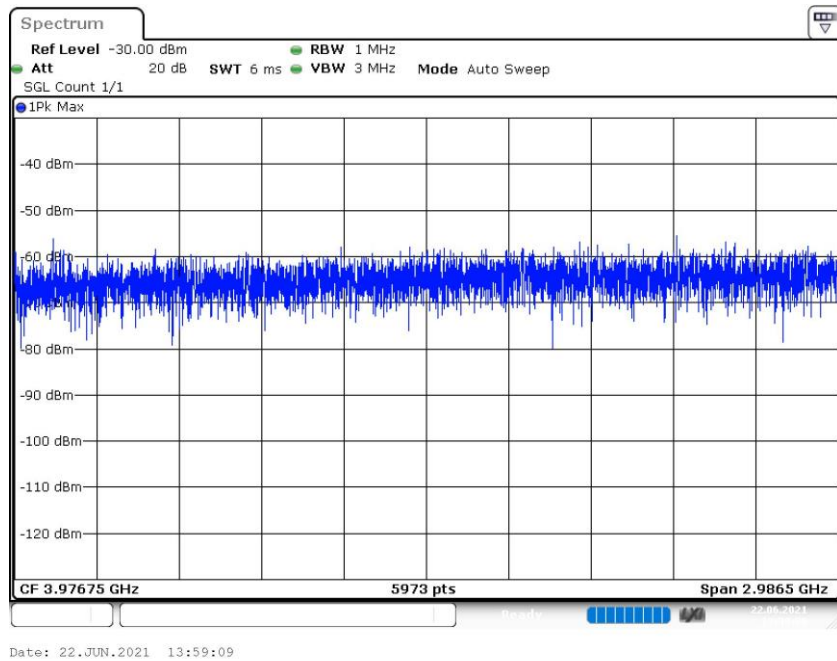
Restricted Band Connector 1_6



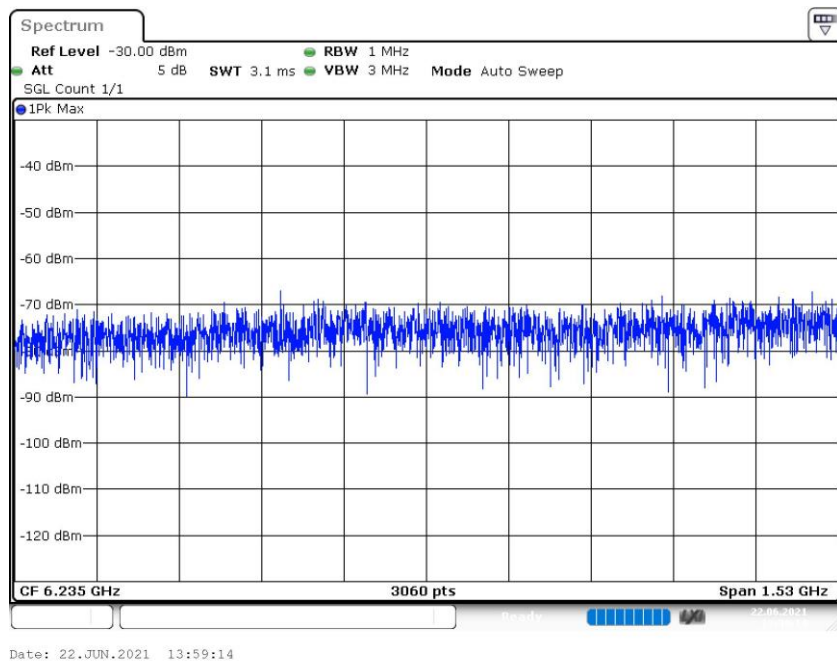
Restricted Band Connector 1_7



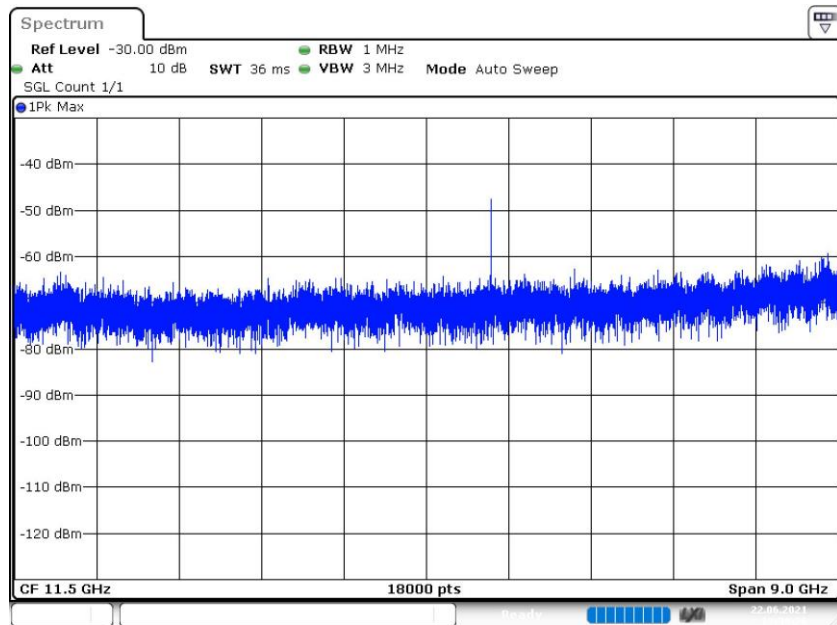
Restricted Band Connector 1_8



Restricted Band Connector 1_9

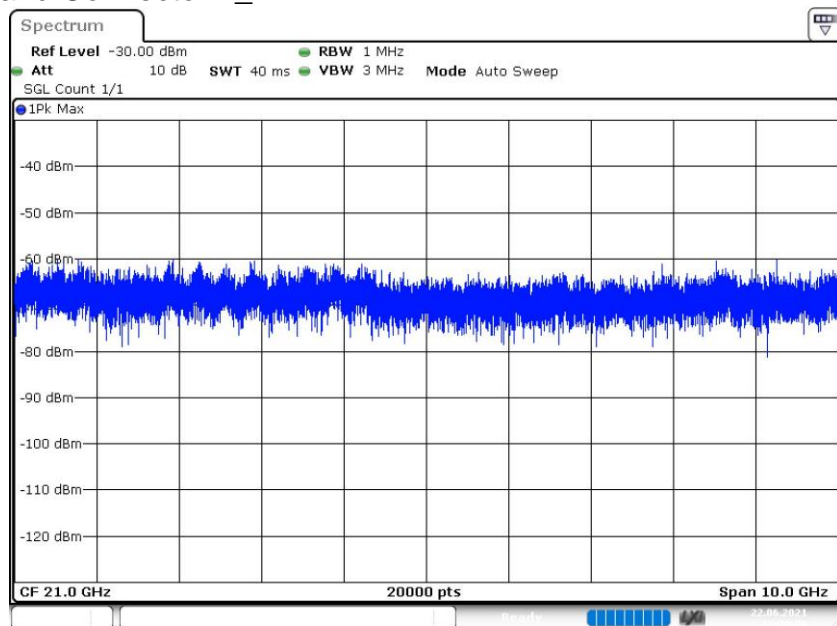


Restricted Band Connector 1_10



Date: 22.JUN.2021 13:59:26

Restricted Band Connector 1_11



Date: 22.JUN.2021 13:59:38

Pre Measurement 1

Setting	Instrument Value	Target Value
RBW	1.000 MHz	<= 1.000 MHz
VBW	3.000 MHz	>= 3.000 MHz
SweepPoints	2800	~ 2800
Sweeptime	2.800 ms	AUTO
Reference Level	-20.000 dBm	-30.000 dBm
Attenuation	10.000 dB	AUTO
Detector	MaxPeak	MaxPeak
SweepCount	1	1
Filter	3 dB	3 dB
Trace Mode	Max Hold	Max Hold
Sweeptype	Sweep	AUTO

Preamp	off	off
--------	-----	-----

Pre Measurement 2

Setting	Instrument Value	Target Value
RBW	300.000 Hz	<= 300.000 Hz
VBW	1.000 kHz	>= 900.000 Hz
SweepPoints	540	~ 540
Sweptime	6.322 ms	AUTO
Reference Level	-20.000 dBm	-30.000 dBm
Attenuation	10.000 dB	AUTO
Detector	MaxPeak	MaxPeak
SweepCount	30	30
Filter	3 dB	3 dB
Trace Mode	Max Hold	Max Hold
SweepType	FFT	AUTO
Preamp	off	off

Final Measurement 1

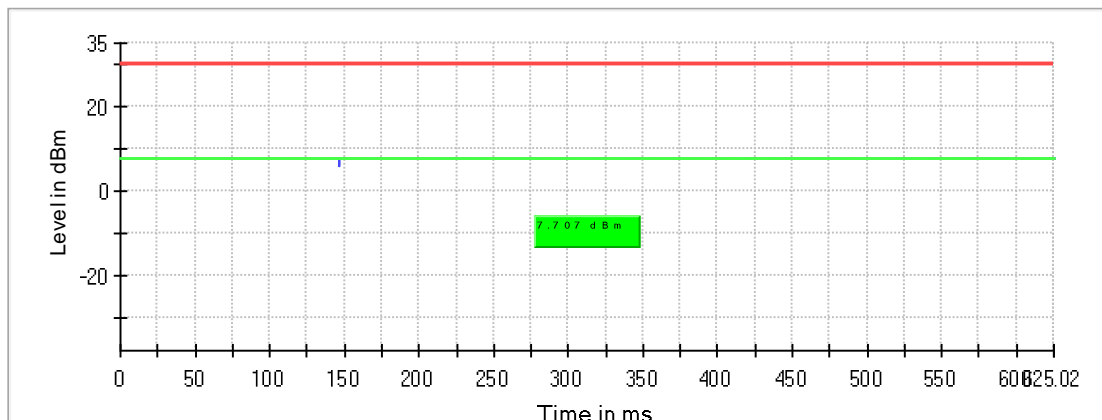
Setting	Instrument Value	Target Value
Span	ZeroSpan	ZeroSpan
RBW	1.000 MHz	~ 1.000 MHz
VBW	3.000 MHz	~ 3.000 MHz
SweepPoints	101	~ 101
Sweptime	5.000 s	5.000 s
Reference Level	-30.000 dBm	-30.000 dBm
Attenuation	0.000 dB	AUTO
Detector	RMS	RMS
SweepCount	1	1
Filter	3 dB	3 dB
Trace Mode	Clear Write	Clear Write
SweepType	Sweep	AUTO
Preamp	off	off

RF output power (2480 MHz; 15.000 dBm; 1 MHz)

Result

DUT Frequency (MHz)	Gated RMS (dBm)	Limit Max (dBm)	Gated EIRP (dBm)	DutyCycle (%)	Result
2480.000000	7.7	30.0	12.8	62.694	PASS

Gated Trace



— Gated Trace — Overall — Limit

OSP PowerMeter settings

Setting	Instrument Value	Target Value
Measurement Time	1.000 s	1.000 s
Points	1000000	1000000

Time resolution	1.000 μ s	1.000 μ s
-----------------	---------------	---------------

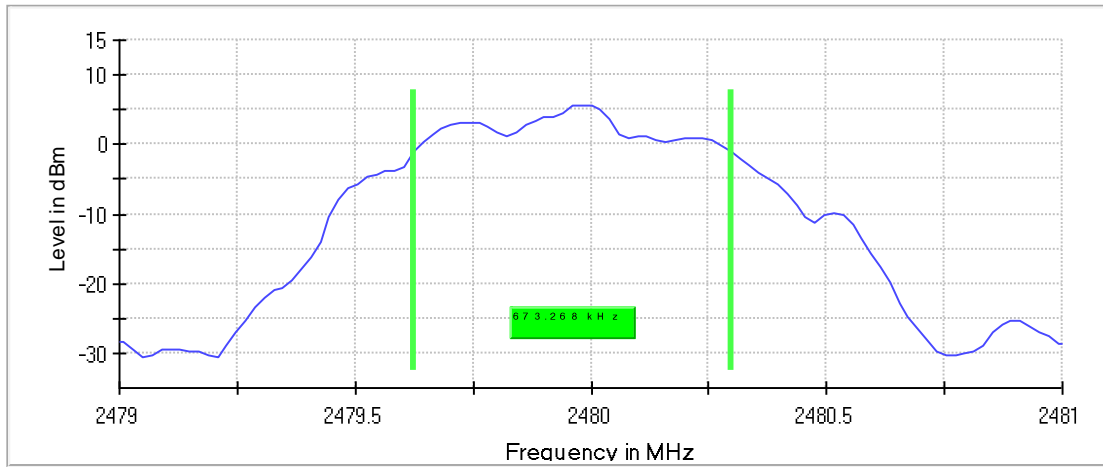
Minimum Emission Bandwidth 6 dB (2480 MHz; 15.000 dBm; 1 MHz)

6 dB Bandwidth

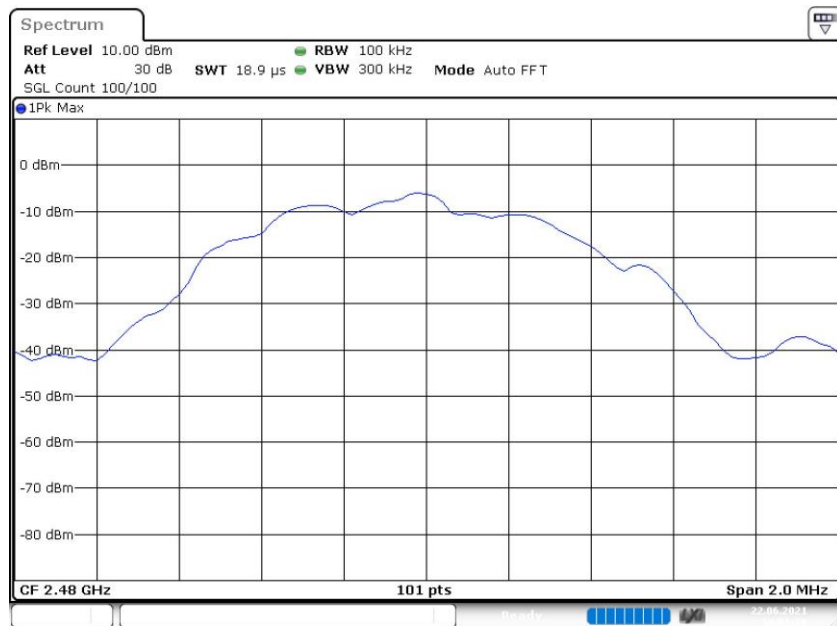
DUT Frequency (MHz)	Bandwidth (MHz)	Limit Min (MHz)	Limit Max (MHz)	Band Edge Left (MHz)	Band Edge Right (MHz)
2480.000000	0.673268	0.500000	---	2479.623762	2480.297030

DUT Frequency (MHz)	Max Level (dBm)	Result
2480.000000	5.7	PASS

6 dB Bandwidth



Bandwidth



Date: 22.JUN.2021 14:01:20

Measurement

Setting	Instrument Value	Target Value
Start Frequency	2.47900 GHz	2.47900 GHz
Stop Frequency	2.48100 GHz	2.48100 GHz
Span	2.000 MHz	2.000 MHz
RBW	100.000 kHz	~ 100.000 kHz
VBW	300.000 kHz	~ 300.000 kHz
SweepPoints	101	~ 40
SweepTime	18.938 μ s	AUTO
Reference Level	10.000 dBm	10.000 dBm
Attenuation	30.000 dB	AUTO
Detector	MaxPeak	MaxPeak
SweepCount	100	100
Filter	3 dB	3 dB
Trace Mode	Max Hold	Max Hold
SweepType	FFT	AUTO
Preamp	off	off

Peak Power Spectral Density (2480 MHz; 15.000 dBm; 1 MHz)

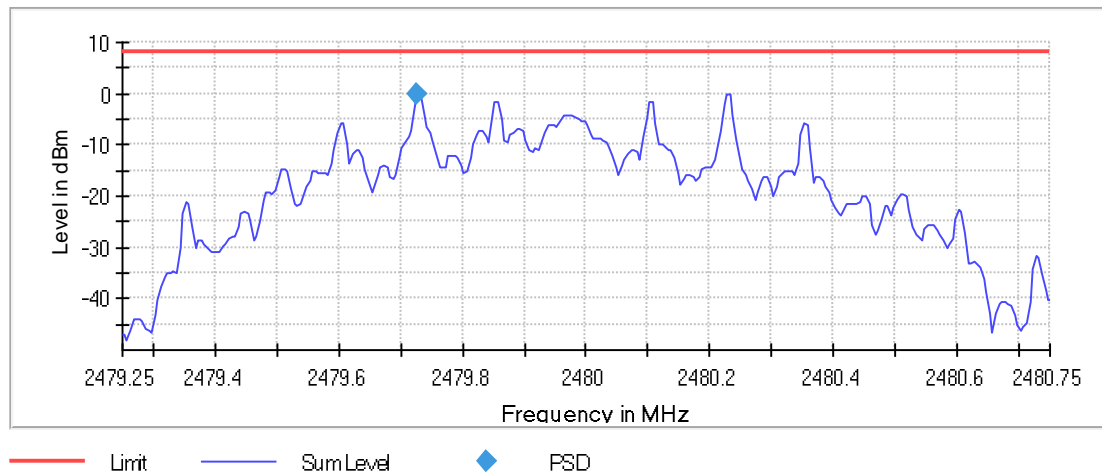
Result

DUT Frequency (MHz)	Frequency (MHz)	PSD (dBm)	Limit Max (dBm)	Result
2480.000000	2479.727500	0.020	8.0	PASS

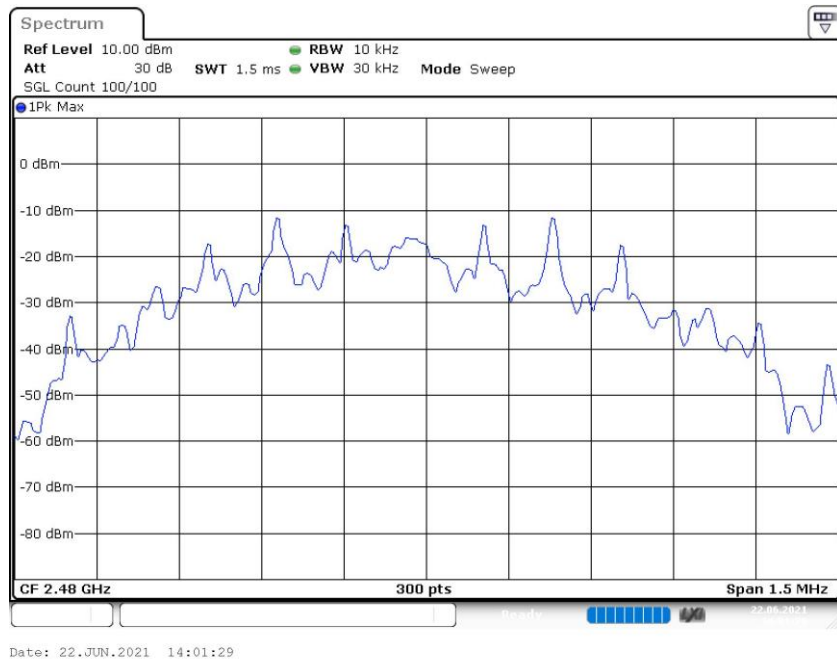
Ports

Port	State
1	used

Peak Power Spectral Density



PSD Connector 1



Measurement

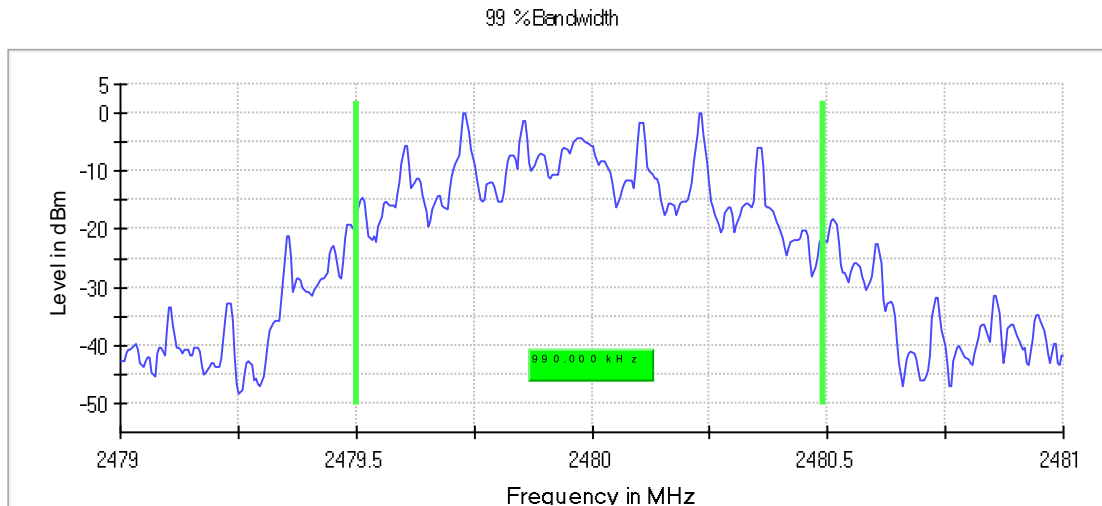
Setting	Instrument Value	Target Value
Start Frequency	2.47925 GHz	2.47925 GHz
Stop Frequency	2.48075 GHz	2.48075 GHz
Span	1.500 MHz	1.500 MHz
RBW	10.000 kHz	<= 10.000 kHz
VBW	30.000 kHz	>= 30.000 kHz
SweepPoints	300	~ 300
Sweeptime	1.500 ms	AUTO
Reference Level	10.000 dBm	10.000 dBm
Attenuation	30.000 dB	AUTO
Detector	MaxPeak	MaxPeak
SweepCount	100	100
Filter	3 dB	3 dB
Trace Mode	Max Hold	Max Hold
Sweeptype	Sweep	Sweep
Preamp	off	off

Occupied Channel Bandwidth 99% (2480 MHz; 15.000 dBm; 1 MHz)

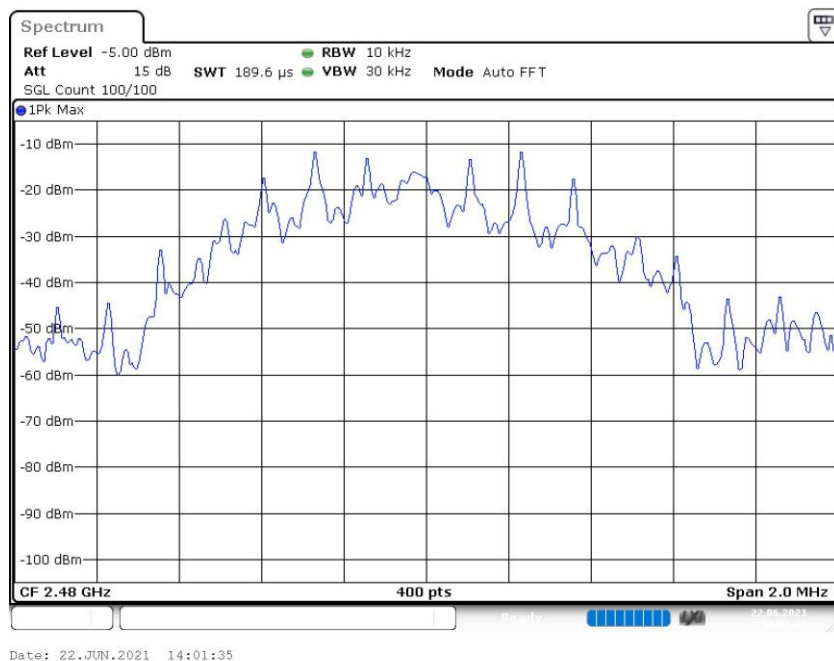
99 % Bandwidth

DUT Frequency (MHz)	Bandwidth (MHz)	Limit Min (MHz)	Limit Max (MHz)	Band Edge Left (MHz)	Band Edge Right (MHz)
2480.000000	0.990000	---	---	2479.502500	2480.492500

DUT Frequency (MHz)	Result
2480.000000	PASS



Bandwidth



Measurement

Setting	Instrument Value	Target Value
Start Frequency	2.47900 GHz	2.47900 GHz
Stop Frequency	2.48100 GHz	2.48100 GHz
Span	2.000 MHz	2.000 MHz
RBW	10.000 kHz	≥ 10.000 kHz
VBW	30.000 kHz	≥ 30.000 kHz
SweepPoints	400	~ 400
Sweeptime	189.648 μ s	AUTO
Reference Level	-5.000 dBm	-5.000 dBm
Attenuation	15.000 dB	AUTO
Detector	MaxPeak	MaxPeak
SweepCount	100	100
Filter	3 dB	3 dB
Trace Mode	Max Hold	Max Hold
SweepType	FFT	AUTO
Preamp	off	off

Band Edge high (2480 MHz; 15.000 dBm; 1 MHz)

Result

DUT Frequency (MHz)	Result
2480.000000	PASS

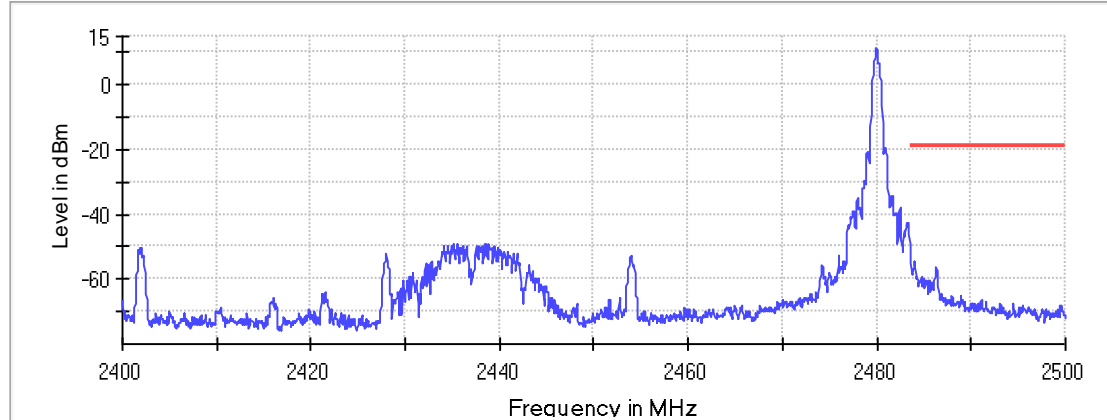
Inband Peak

Frequency (MHz)	Level (dBm)
2479.975000	11.2

Measurements

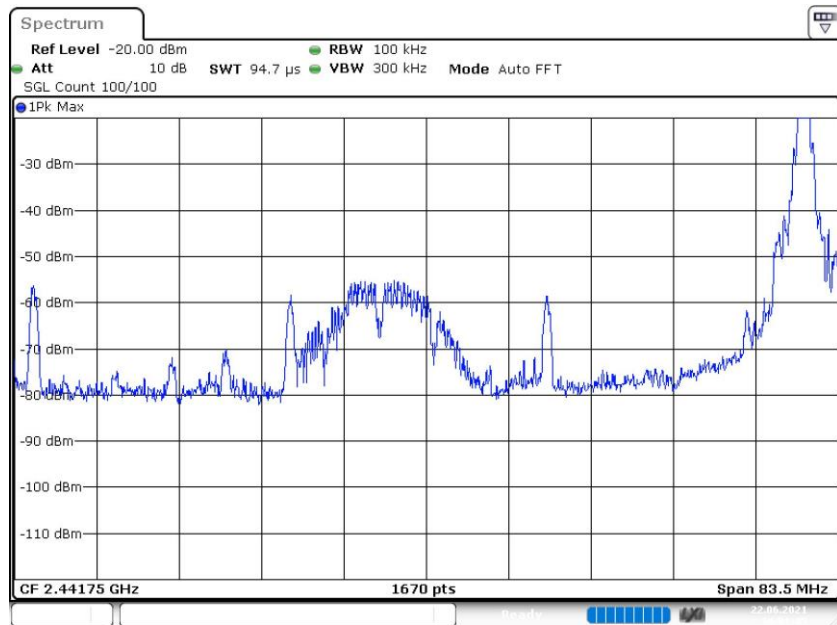
Frequency (MHz)	Level (dBm)	Margin (dB)	Limit (dBm)	Result
2483.525000	-50.9	32.1	-18.8	PASS
2483.575000	-51.1	32.3	-18.8	PASS
2483.625000	-52.5	33.7	-18.8	PASS
2484.025000	-54.4	35.6	-18.8	PASS
2483.675000	-55.2	36.4	-18.8	PASS
2484.075000	-55.4	36.6	-18.8	PASS
2483.975000	-55.7	36.9	-18.8	PASS
2483.925000	-56.1	37.3	-18.8	PASS
2486.275000	-56.2	37.4	-18.8	PASS
2486.325000	-56.5	37.7	-18.8	PASS
2486.225000	-56.5	37.7	-18.8	PASS
2483.825000	-56.9	38.1	-18.8	PASS
2486.375000	-57.4	38.6	-18.8	PASS
2483.875000	-57.5	38.7	-18.8	PASS
2483.775000	-57.6	38.8	-18.8	PASS

Band Edge

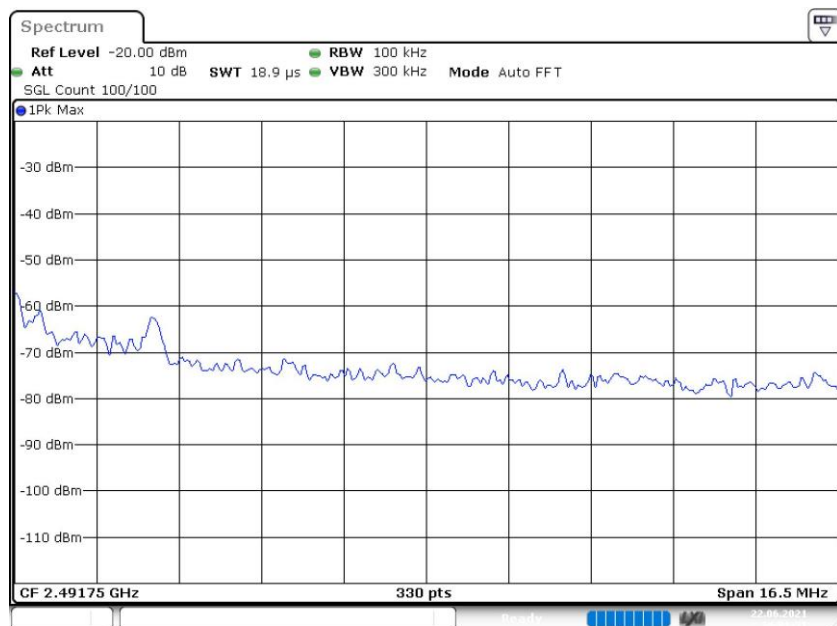


— Limit — SumLevel × Fail

Band Edge Connector 1_0



Band Edge Connector 1_1



Measurement 1

Setting	Instrument Value	Target Value
Start Frequency	2.40000 GHz	2.40000 GHz
Stop Frequency	2.48350 GHz	2.48350 GHz
Span	83.500 MHz	83.500 MHz
RBW	100.000 kHz	<= 100.000 kHz
VBW	300.000 kHz	>= 300.000 kHz
SweepPoints	1670	~ 1670
Sweeptime	94.727 μs	AUTO

Reference Level	-20.000 dBm	-30.000 dBm
Attenuation	10.000 dB	AUTO
Detector	MaxPeak	MaxPeak
SweepCount	100	100
Filter	3 dB	3 dB
Trace Mode	Max Hold	Max Hold
SweepType	FFT	AUTO
Preamp	off	off

Measurement 2

Setting	Instrument Value	Target Value
Start Frequency	2.48350 GHz	2.48350 GHz
Stop Frequency	2.50000 GHz	2.50000 GHz
Span	16.500 MHz	16.500 MHz
RBW	100.000 kHz	<= 100.000 kHz
VBW	300.000 kHz	>= 300.000 kHz
SweepPoints	330	~ 330
SweepTime	18.945 µs	AUTO
Reference Level	-20.000 dBm	-30.000 dBm
Attenuation	10.000 dB	AUTO
Detector	MaxPeak	MaxPeak
SweepCount	100	100
Filter	3 dB	3 dB
Trace Mode	Max Hold	Max Hold
SweepType	FFT	AUTO
Preamp	off	off

Tx Spurious Emission (2480 MHz; 15.000 dBm; 1 MHz)

Result

DUT Frequency (MHz)	Result
2480.000000	PASS

Final measurements

Frequency (MHz)	Level Pre Measurement (dBm)	level (dBm)	Limit (dBm)	Margin (dB)	Result
---	---	---	---	---	---

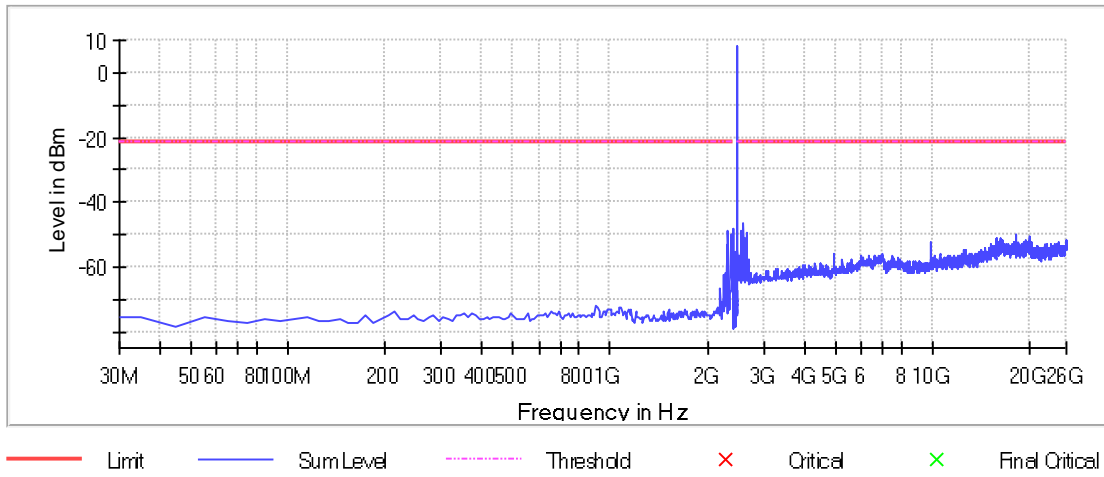
Pre Measurements

Frequency (MHz)	Level (dBm)	Margin (dB)	Limit (dBm)
2588.439758	-46.5	24.7	-21.8
2325.315126	-48.5	26.8	-21.8
2558.456970	-49.1	27.3	-21.8
2638.411071	-49.6	27.8	-21.8
2375.105042	-50.0	28.3	-21.8
18249.449320	-50.1	28.3	-21.8
19898.502656	-50.7	28.9	-21.8
15890.803336	-50.9	29.1	-21.8
2608.428283	-50.9	29.2	-21.8
15850.826286	-50.9	29.2	-21.8
16220.614003	-51.3	29.6	-21.8
19878.514131	-51.6	29.8	-21.8
19528.714938	-51.6	29.9	-21.8
16190.631215	-51.8	30.0	-21.8
15810.849235	-51.9	30.1	-21.8

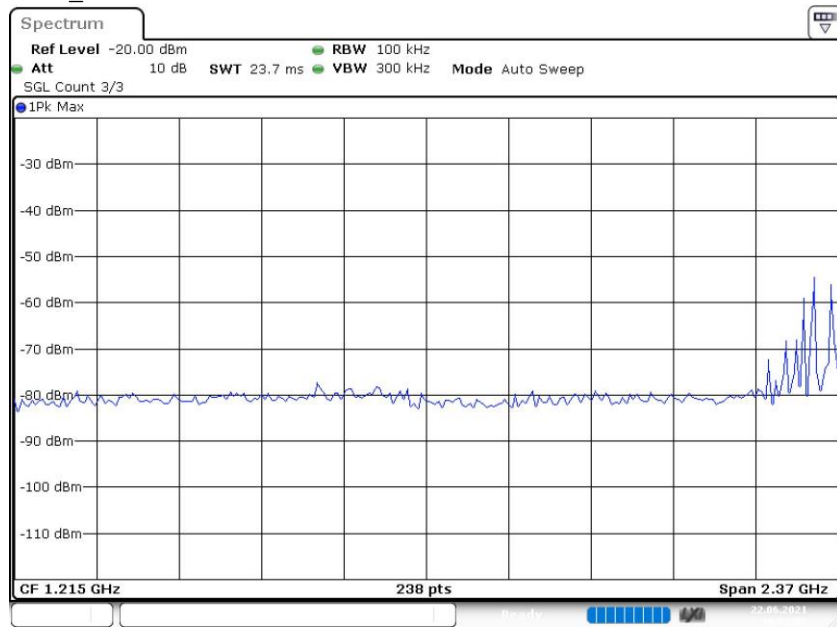
Measurement Settings

Start Frequency (MHz)	Stop Frequency (MHz)	Pre Measurement	Final Measurement
30.000000	2400.000000	1	1
2400.000000	2483.500000	1	1
2483.500000	26000.000000	1	1

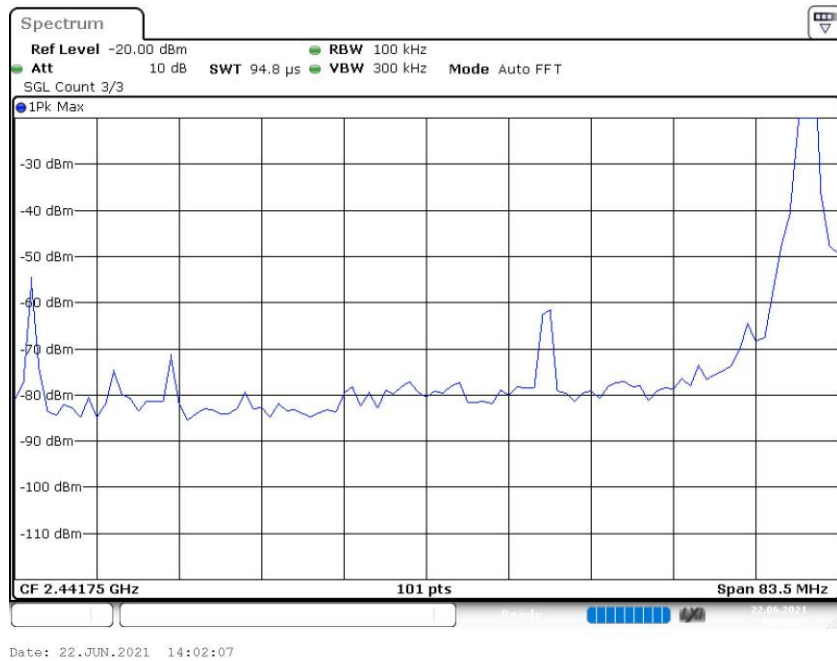
Spurious



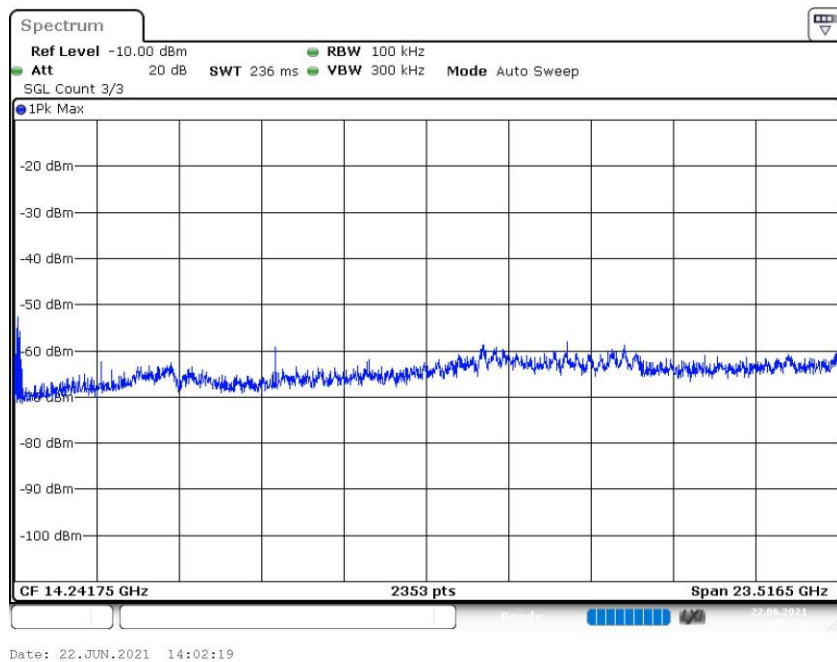
Spurious Connector 1_0



Spurious Connector 1_1



Spurious Connector 1_2



Pre Measurement 1

Setting	Instrument Value	Target Value
RBW	100.000 kHz	\leq 100.000 kHz
VBW	300.000 kHz	\geq 300.000 kHz
SweepPoints	238	\sim 238
Sweeptime	23.700 ms	AUTO
Reference Level	-20.000 dBm	-30.000 dBm
Attenuation	10.000 dB	AUTO
Detector	MaxPeak	MaxPeak
SweepCount	3	3
Filter	3 dB	3 dB

Trace Mode	Max Hold	Max Hold
Sweep type	Sweep	AUTO
Preamp	off	off

Emissions in restricted frequency bands (Average) (2480 MHz; 15.000 dBm; 1 MHz)

Result

DUT Frequency (MHz)	Result
2480.000000	PASS

Final measurements

Frequency (MHz)	Level Pre Measurement (dBm)	level (dBm)	Limit (dBm)	Margin (dB)	Result
---	---	---	---	---	---

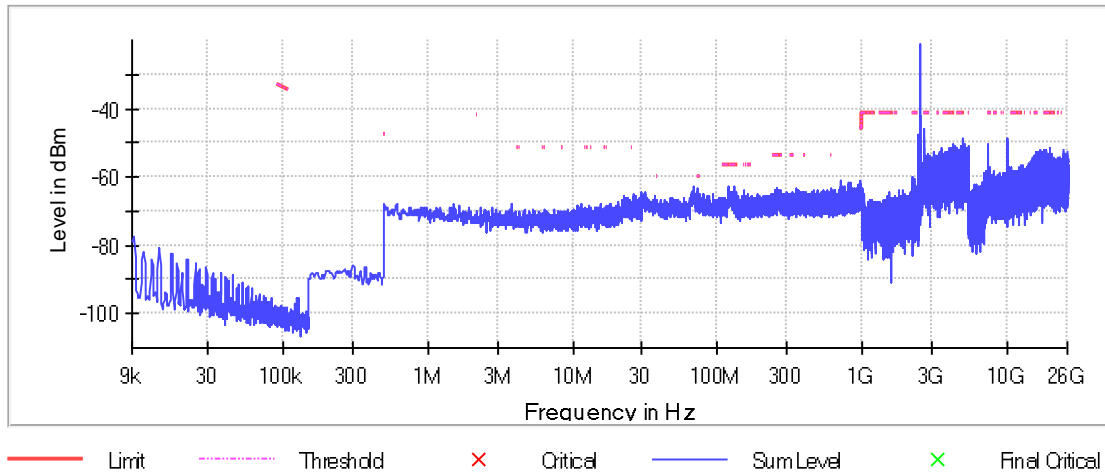
Pre Measurements

Frequency (MHz)	Level (dBm)	Margin (dB)	Limit (dBm)
2483.750000	-41.9	0.7	-41.2
2483.500000	-41.9	0.7	-41.2
2484.250000	-42.6	1.4	-41.2
73.875000	-65.2	5.3	-59.9
74.075000	-65.7	5.8	-59.9
74.025000	-65.9	6.0	-59.9
73.925000	-66.0	6.1	-59.9
74.475000	-66.0	6.1	-59.9
73.825000	-66.1	6.2	-59.9
75.175000	-66.1	6.2	-59.9
120.275000	-62.8	6.4	-56.4
129.775000	-63.0	6.6	-56.4
74.125000	-66.5	6.6	-59.9
129.825000	-63.0	6.6	-56.4
75.125000	-66.5	6.6	-59.9

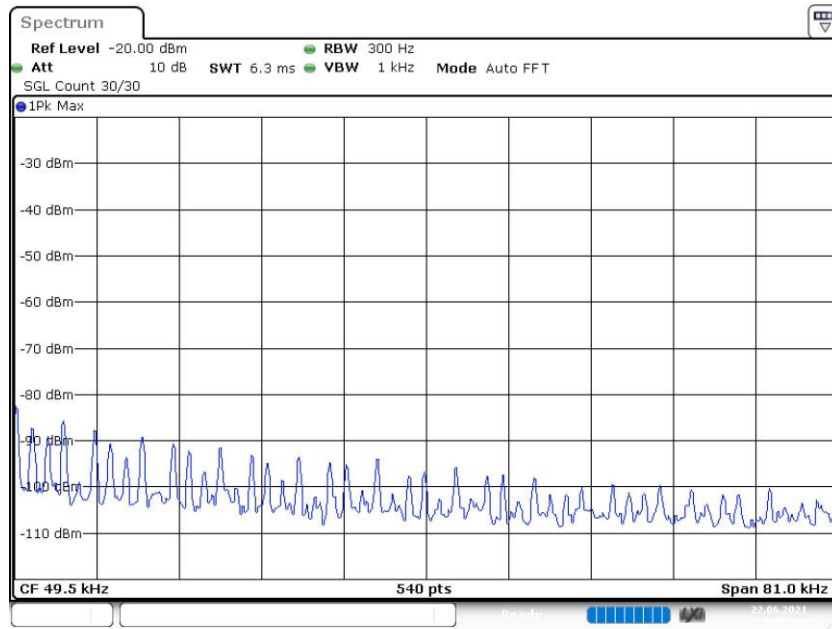
Measurement Settings

Start Frequency (MHz)	Stop Frequency (MHz)	Pre Measurement	Final Measurement
0.009000	0.090000	2	2
0.090000	0.110000	2	2
0.110000	0.150000	2	2
0.150000	0.490000	2	2
0.490000	30.000000	2	2
30.000000	1000.000000	2	2
1000.000000	2400.000000	1	1
2400.000000	2483.500000	1	1
2483.500000	5470.000000	1	1
5470.000000	7000.000000	1	1
7000.000000	16000.000000	1	1
16000.000000	26000.000000	1	1

Restricted Band

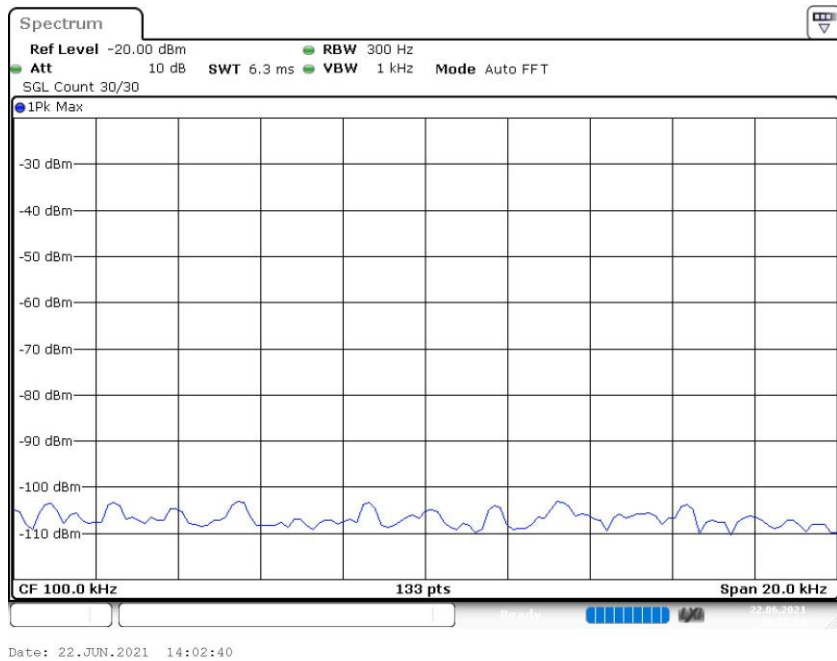


Restricted Band Connector 1_0

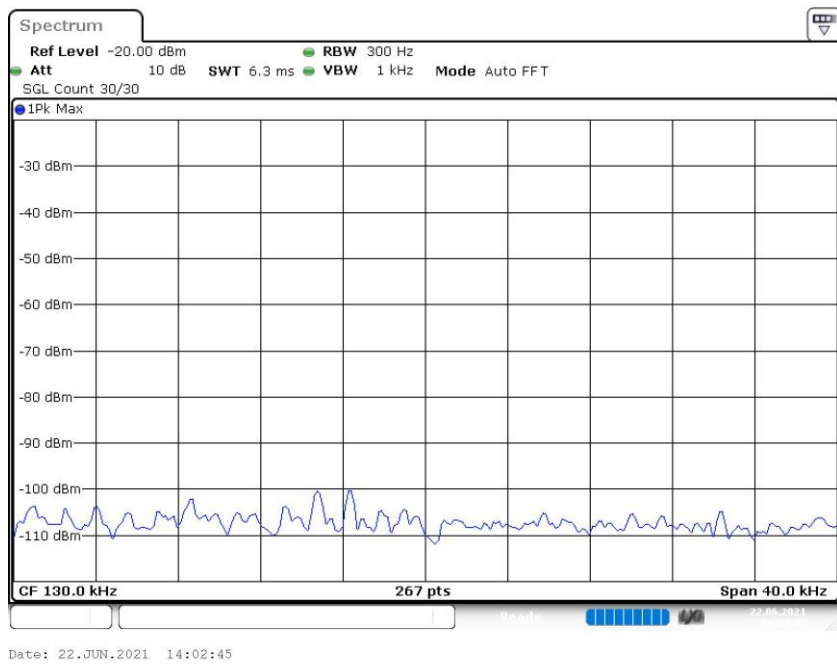


Date: 22.JUN.2021 14:02:34

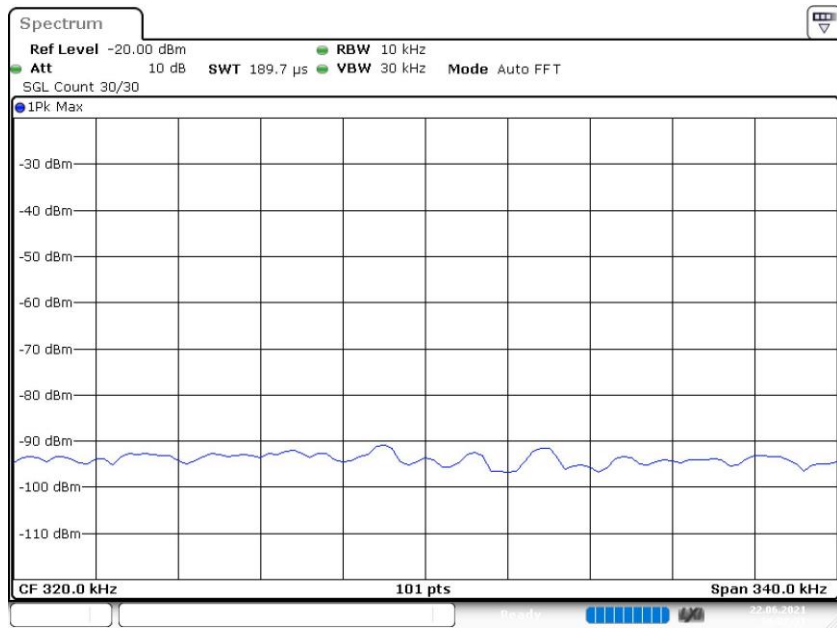
Restricted Band Connector 1_1



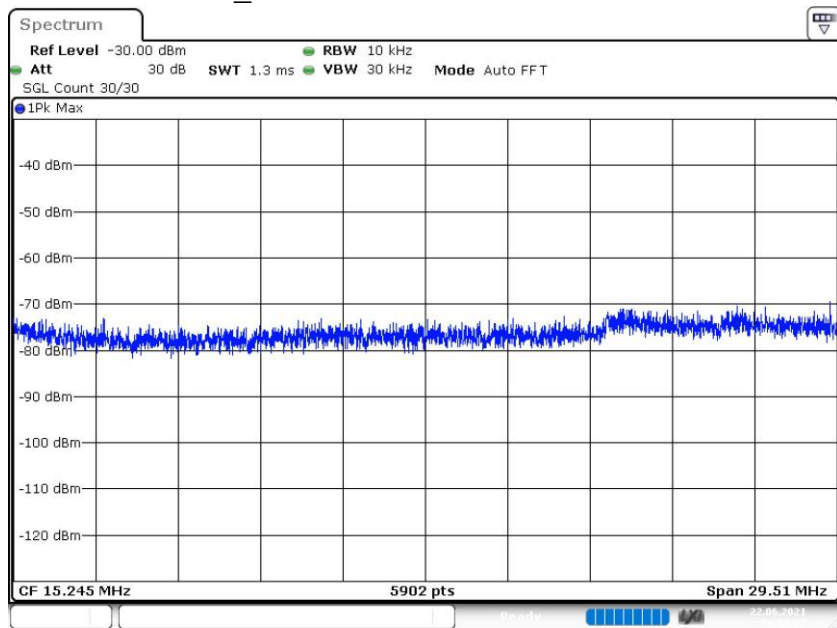
Restricted Band Connector 1_2



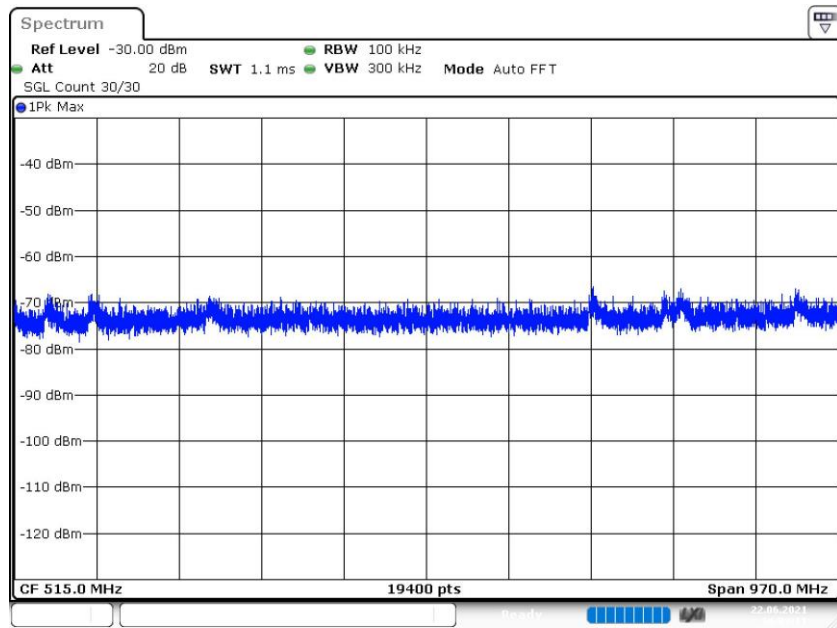
Restricted Band Connector 1_3



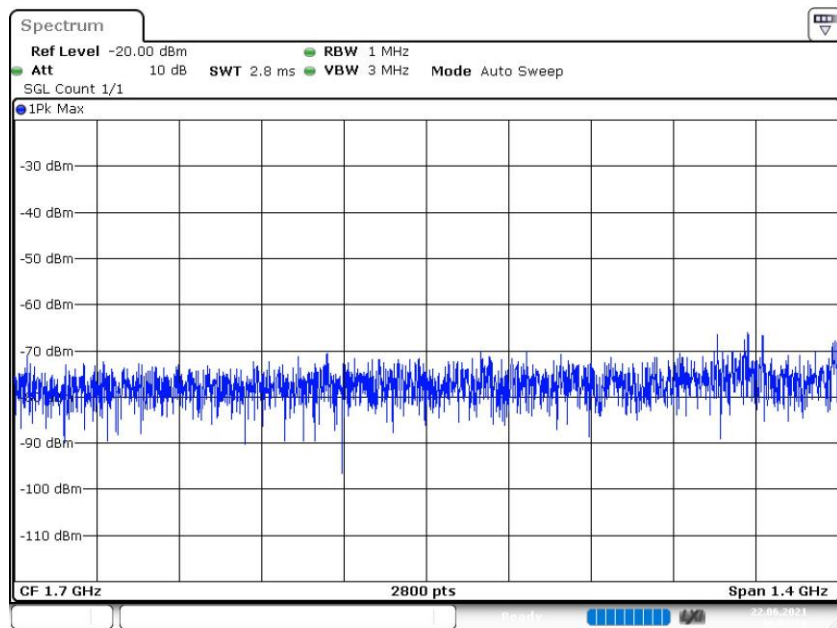
Restricted Band Connector 1_4



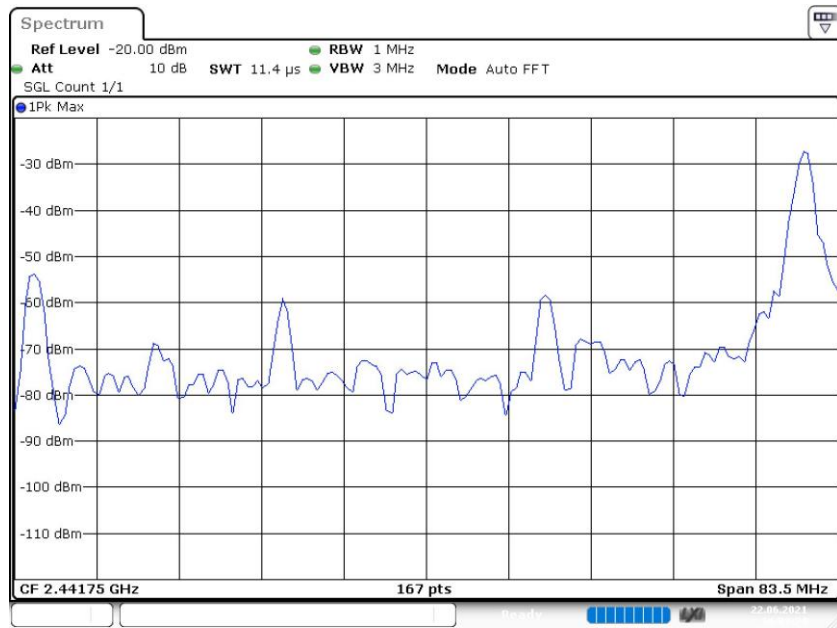
Restricted Band Connector 1_5



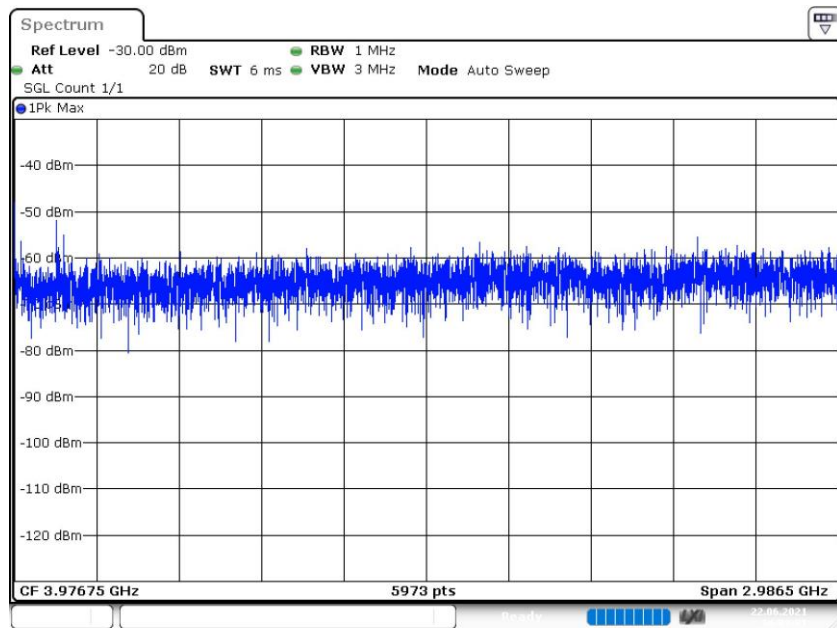
Restricted Band Connector 1_6



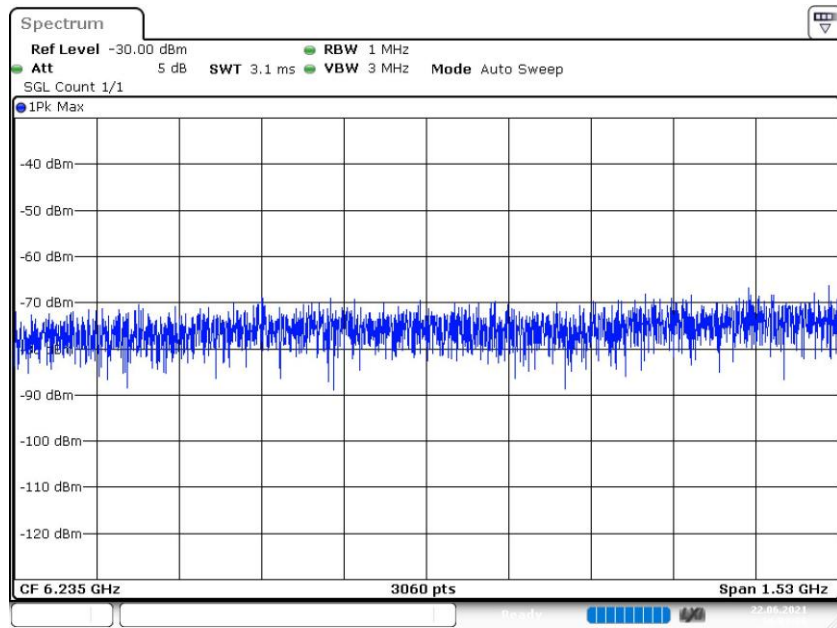
Restricted Band Connector 1_7



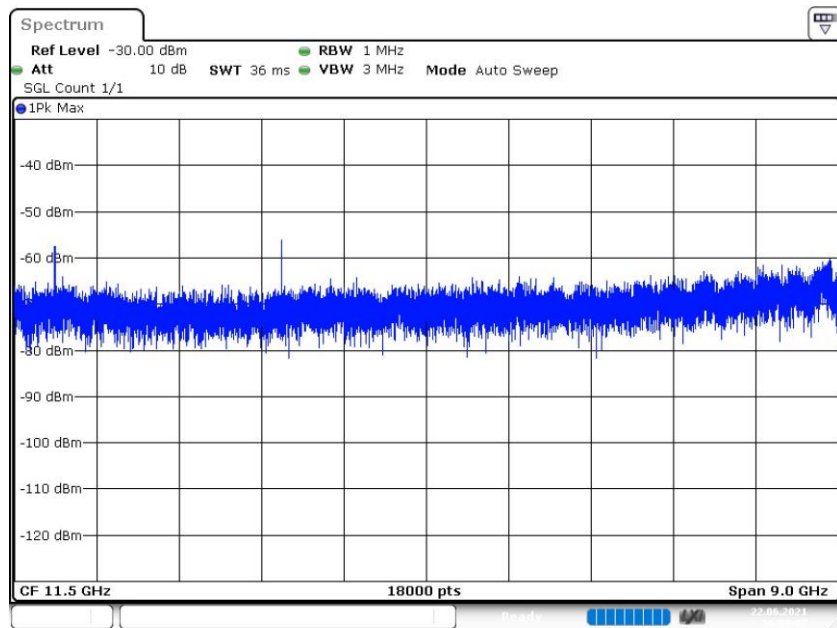
Restricted Band Connector 1_8



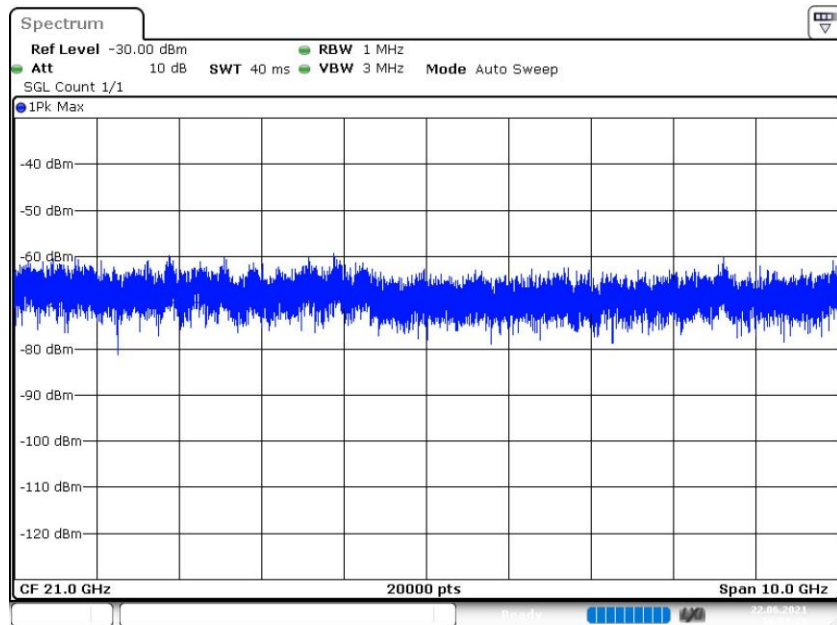
Restricted Band Connector 1_9



Restricted Band Connector 1_10



Restricted Band Connector 1_11



Date: 22.JUN.2021 14:04:00

Pre Measurement 1

Setting	Instrument Value	Target Value
RBW	1.000 MHz	<= 1.000 MHz
VBW	3.000 MHz	>= 3.000 MHz
SweepPoints	2800	~ 2800
SweepTime	2.800 ms	AUTO
Reference Level	-20.000 dBm	-30.000 dBm
Attenuation	10.000 dB	AUTO
Detector	MaxPeak	MaxPeak
SweepCount	1	1
Filter	3 dB	3 dB
Trace Mode	Max Hold	Max Hold
SweepType	Sweep	AUTO
Preamp	off	off

Pre Measurement 2

Setting	Instrument Value	Target Value
RBW	300.000 Hz	<= 300.000 Hz
VBW	1.000 kHz	>= 900.000 Hz
SweepPoints	540	~ 540
SweepTime	6.322 ms	AUTO
Reference Level	-20.000 dBm	-30.000 dBm
Attenuation	10.000 dB	AUTO
Detector	MaxPeak	MaxPeak
SweepCount	30	30
Filter	3 dB	3 dB
Trace Mode	Max Hold	Max Hold
SweepType	FFT	AUTO
Preamp	off	off