

## Summary

Test	Frequency (MHz)	Nominal Power (dBm)	Nominal Bandwidth (MHz)	Result
Tx Spurious Emission	5260.000	30.0	20.000000	PASS
Tx Spurious Emission(2)	5260.000	30.0	20.000000	PASS
Emissions in restricted frequency bands (Average)	5260.000	30.0	20.000000	PASS
Emissions in restricted frequency bands (Average)(2)	5260.000	30.0	20.000000	PASS
Emissions in restricted frequency bands (Peak)	5260.000	30.0	20.000000	PASS
Emissions in restricted frequency bands (Peak)(2)	5260.000	30.0	20.000000	PASS
Emissions in restricted frequency bands (Average)	5300.000	30.0	20.000000	PASS
Emissions in restricted frequency bands (Average)(2)	5300.000	30.0	20.000000	PASS
Emissions in restricted frequency bands (Peak)	5300.000	30.0	20.000000	PASS
Emissions in restricted frequency bands (Peak)(2)	5300.000	30.0	20.000000	PASS
Tx Spurious Emission	5330.000	30.0	20.000000	PASS
Tx Spurious Emission(2)	5330.000	30.0	20.000000	PASS
Emissions in restricted frequency bands (Average)	5330.000	30.0	20.000000	PASS
Emissions in restricted frequency bands (Average)(2)	5330.000	30.0	20.000000	PASS
Emissions in restricted frequency bands (Peak)	5330.000	30.0	20.000000	PASS
Emissions in restricted frequency bands (Peak)(2)	5330.000	30.0	20.000000	PASS
Tx Spurious Emission	5270.000	30.0	40.000000	PASS
Tx Spurious Emission(2)	5270.000	30.0	40.000000	PASS
Emissions in restricted frequency bands (Average)	5270.000	30.0	40.000000	PASS
Emissions in restricted frequency bands (Average)(2)	5270.000	30.0	40.000000	PASS
Emissions in restricted frequency bands (Peak)	5270.000	30.0	40.000000	PASS
Emissions in restricted frequency bands (Peak)(2)	5270.000	30.0	40.000000	PASS
Emissions in restricted frequency bands (Average)	5300.000	30.0	40.000000	PASS
Emissions in restricted frequency bands (Average)(2)	5300.000	30.0	40.000000	PASS
Emissions in restricted frequency bands (Peak)	5300.000	30.0	40.000000	PASS
Emissions in restricted frequency bands (Peak)(2)	5300.000	30.0	40.000000	PASS
Tx Spurious Emission	5320.000	30.0	40.000000	PASS
Tx Spurious Emission(2)	5320.000	30.0	40.000000	PASS
Emissions in restricted frequency bands (Average)	5320.000	30.0	40.000000	PASS
Emissions in restricted frequency bands (Average)(2)	5320.000	30.0	40.000000	PASS
Emissions in restricted frequency bands (Peak)	5320.000	30.0	40.000000	PASS
Emissions in restricted frequency bands (Peak)(2)	5320.000	30.0	40.000000	PASS
Tx Spurious Emission	5290.000	30.0	80.000000	PASS
Tx Spurious Emission(2)	5290.000	30.0	80.000000	PASS
Emissions in restricted frequency bands (Average)	5290.000	30.0	80.000000	PASS
Emissions in restricted frequency bands (Average)(2)	5290.000	30.0	80.000000	PASS
Emissions in restricted frequency bands (Peak)	5290.000	30.0	80.000000	PASS
Emissions in restricted frequency bands (Peak)(2)	5290.000	30.0	80.000000	PASS
Tx Spurious Emission	5300.000	30.0	80.000000	PASS
Tx Spurious Emission(2)	5300.000	30.0	80.000000	PASS
Emissions in restricted frequency bands (Average)	5300.000	30.0	80.000000	PASS
Emissions in restricted frequency bands (Average)(2)	5300.000	30.0	80.000000	PASS
Emissions in restricted frequency bands (Peak)	5300.000	30.0	80.000000	PASS
Emissions in restricted frequency bands (Peak)(2)	5300.000	30.0	80.000000	PASS

## Tx Spurious Emission (5260 MHz; 30.000 dBm; 20 MHz)

Customized settings.

### Result

DUT Frequency (MHz)	Result
5260.000000	PASS

### Final measurements

Frequency (MHz)	Level Pre Measurement (dBm)	level (dBm)	Limit (dBm)	Margin (dB)	Result
---	---	---	---	---	---

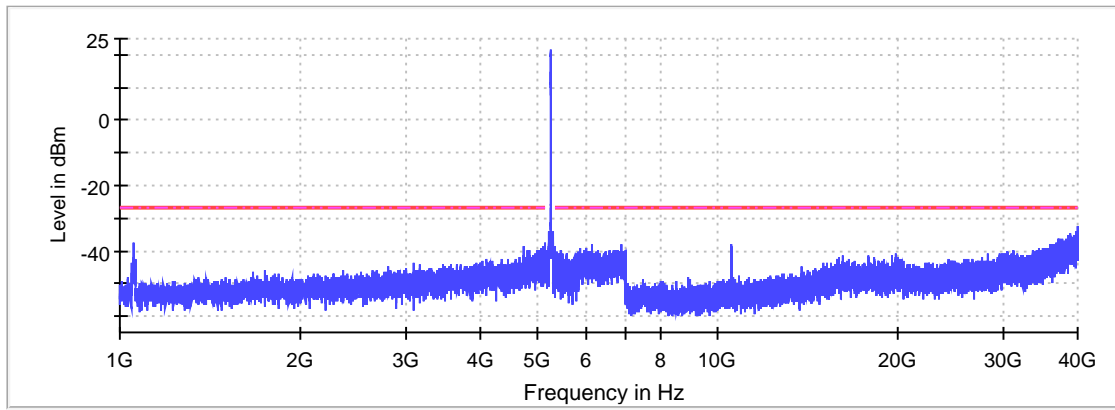
### Pre Measurements

Frequency (MHz)	Level (dBm)	Margin (dB)	Limit (dBm)
39922.750000	-32.1	5.1	-27.0
39578.250000	-34.1	7.1	-27.0
39603.250000	-34.6	7.6	-27.0
39662.250000	-34.7	7.7	-27.0
39903.250000	-34.8	7.8	-27.0
39923.250000	-34.8	7.8	-27.0
39977.750000	-34.8	7.8	-27.0
38863.750000	-34.8	7.8	-27.0
39559.750000	-34.8	7.8	-27.0
39978.250000	-34.8	7.8	-27.0
39909.750000	-34.9	7.9	-27.0
39874.250000	-34.9	7.9	-27.0
39578.750000	-34.9	7.9	-27.0
39903.750000	-35.0	8.0	-27.0
39940.750000	-35.0	8.0	-27.0

### Measurement Settings

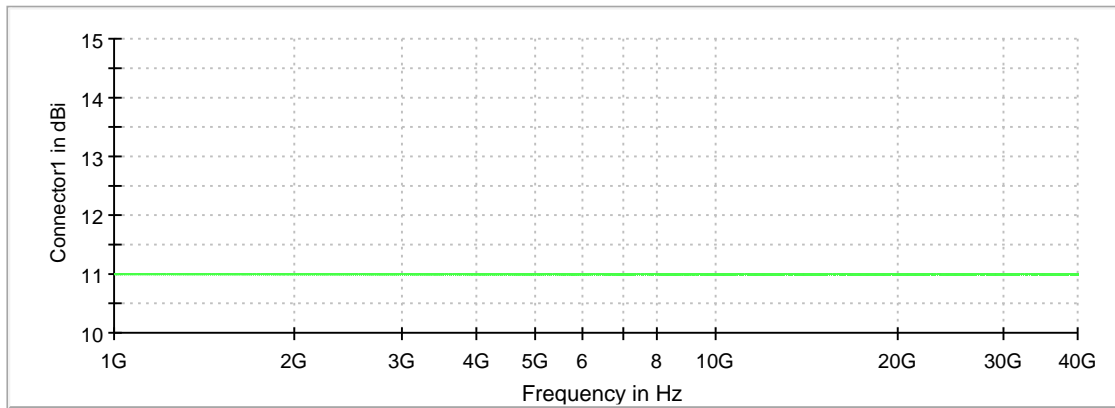
Start Frequency (MHz)	Stop Frequency (MHz)	Pre Measurement	Final Measurement
1000.000000	5150.000000	2	2
5150.000000	5250.000000	2	2
5250.000000	5350.000000	2	2
5350.000000	5470.000000	2	2
5470.000000	5725.000000	2	2
5725.000000	5850.000000	2	2
5850.000000	7000.000000	2	2
7000.000000	18000.000000	2	2
18000.000000	26000.000000	2	2
26000.000000	40000.000000	2	2

Spurious



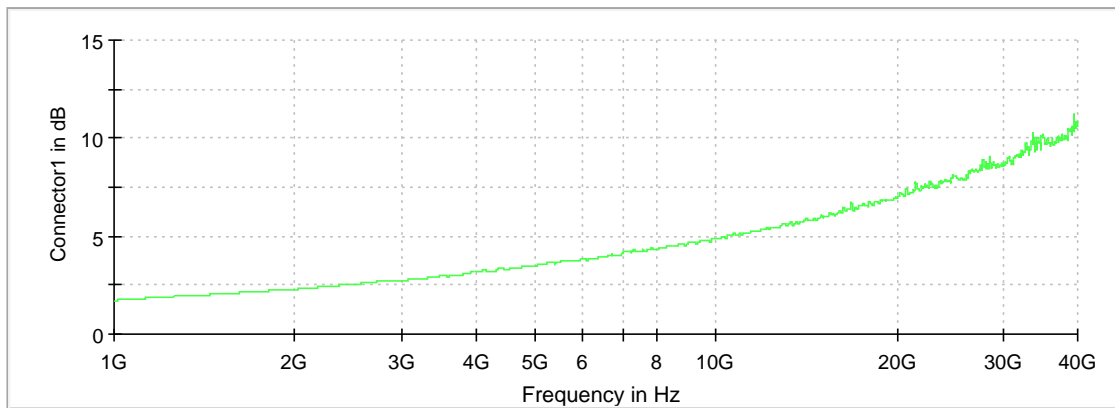
— Limit    - - - Threshold    × Critical    — Sum Level    × Final Critical

Gain



— Connector1

Attenuation



— Connector1

## Pre Measurement 2

---

Setting	Instrument Value	Target Value
RBW	1.000 MHz	$\leq 1.000$ MHz
VBW	3.000 MHz	$\geq 3.000$ MHz
SweepPoints	8300	~ 8300
SweepTime	8.300 ms	AUTO
Reference Level	10.000 dBm	AUTO
Attenuation	20.000 dB	20.000 dB
Detector	MaxPeak	MaxPeak
SweepCount	3	3
Filter	3 dB	3 dB
Trace Mode	Max Hold	Max Hold
SweepType	Sweep	AUTO
Preamp	off	off

## Tx Spurious Emission(2) (5260 MHz; 30.000 dBm; 20 MHz)

Customized settings.

### Result

DUT Frequency (MHz)	Result
5260.000000	PASS

### Final measurements

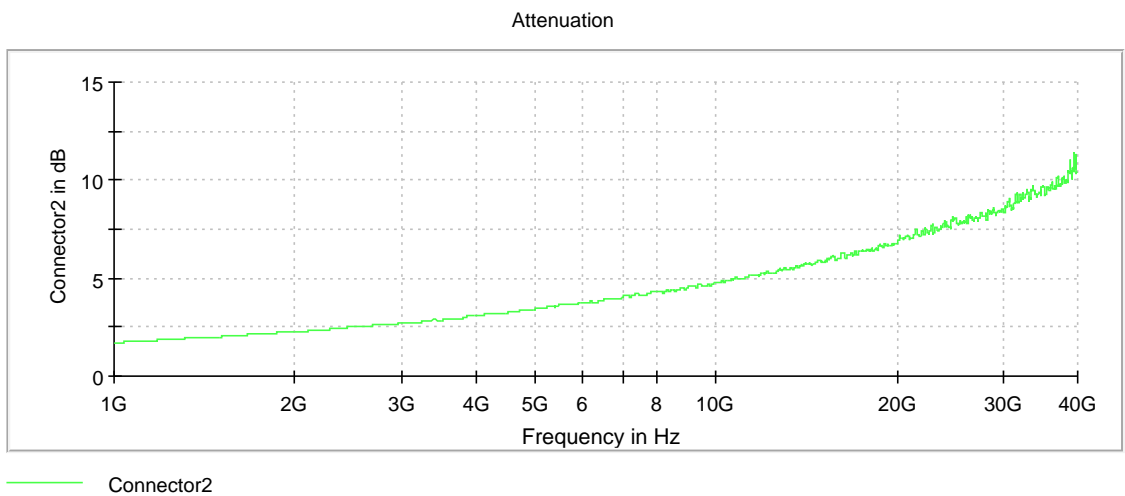
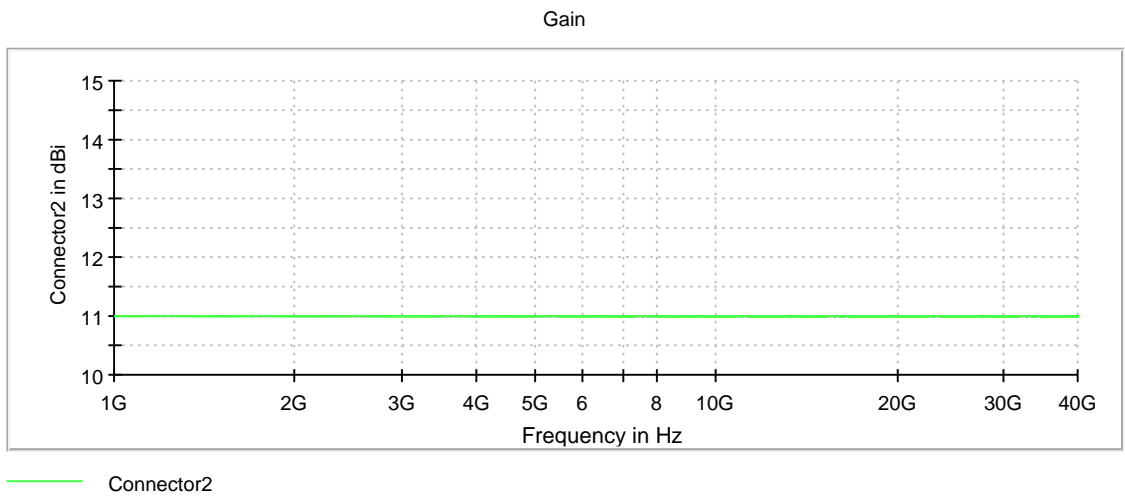
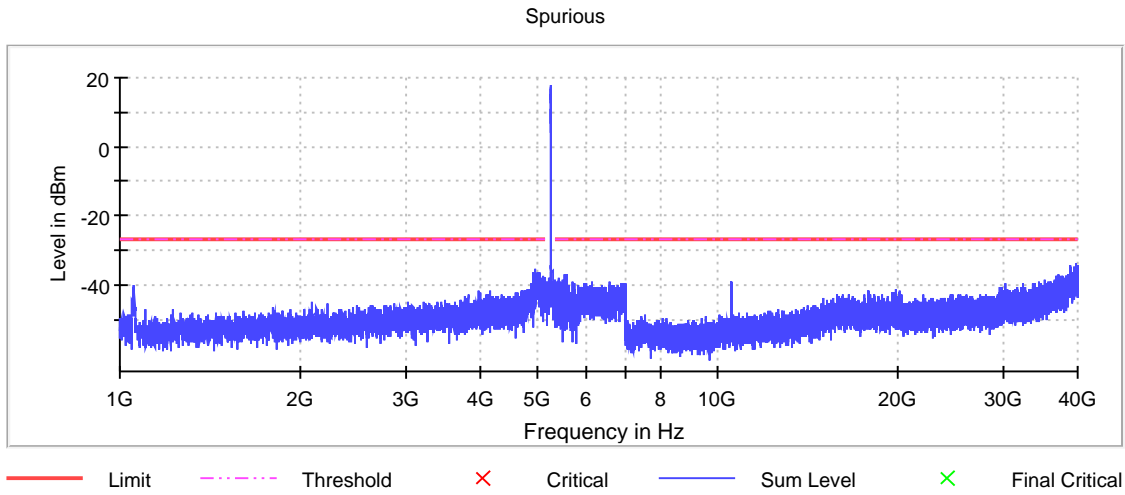
Frequency (MHz)	Level Pre Measurement (dBm)	level (dBm)	Limit (dBm)	Margin (dB)	Result
---	---	---	---	---	---

### Pre Measurements

Frequency (MHz)	Level (dBm)	Margin (dB)	Limit (dBm)
39775.750000	-33.7	6.7	-27.0
39889.250000	-34.0	7.0	-27.0
38834.750000	-34.1	7.1	-27.0
38835.250000	-34.2	7.2	-27.0
38829.750000	-34.5	7.5	-27.0
38837.750000	-34.5	7.5	-27.0
39707.750000	-34.6	7.6	-27.0
39932.250000	-34.6	7.6	-27.0
38830.250000	-34.6	7.6	-27.0
39853.750000	-34.6	7.6	-27.0
38826.750000	-34.7	7.7	-27.0
39319.750000	-34.8	7.8	-27.0
39312.750000	-34.9	7.9	-27.0
39682.250000	-34.9	7.9	-27.0
38825.750000	-34.9	7.9	-27.0

### Measurement Settings

Start Frequency (MHz)	Stop Frequency (MHz)	Pre Measurement	Final Measurement
1000.000000	5150.000000	2	2
5150.000000	5250.000000	2	2
5250.000000	5350.000000	2	2
5350.000000	5470.000000	2	2
5470.000000	5725.000000	2	2
5725.000000	5850.000000	2	2
5850.000000	7000.000000	2	2
7000.000000	18000.000000	2	2
18000.000000	26000.000000	2	2
26000.000000	40000.000000	2	2



## Pre Measurement 2

---

Setting	Instrument Value	Target Value
RBW	1.000 MHz	$\leq 1.000$ MHz
VBW	3.000 MHz	$\geq 3.000$ MHz
SweepPoints	8300	~ 8300
SweepTime	8.300 ms	AUTO
Reference Level	10.000 dBm	AUTO
Attenuation	20.000 dB	20.000 dB
Detector	MaxPeak	MaxPeak
SweepCount	3	3
Filter	3 dB	3 dB
Trace Mode	Max Hold	Max Hold
SweepType	Sweep	AUTO
Preamp	off	off

## Emissions in restricted frequency bands (Average) (5260 MHz; 30.000 dBm; 20 MHz)

Customized settings.

### Result

DUT Frequency (MHz)	Result
5260.000000	PASS

### Final measurements

Frequency (MHz)	Level Pre Measurement (dBm)	level (dBm)	Limit (dBm)	Margin (dB)	Result
---	---	---	---	---	---

### Pre Measurements

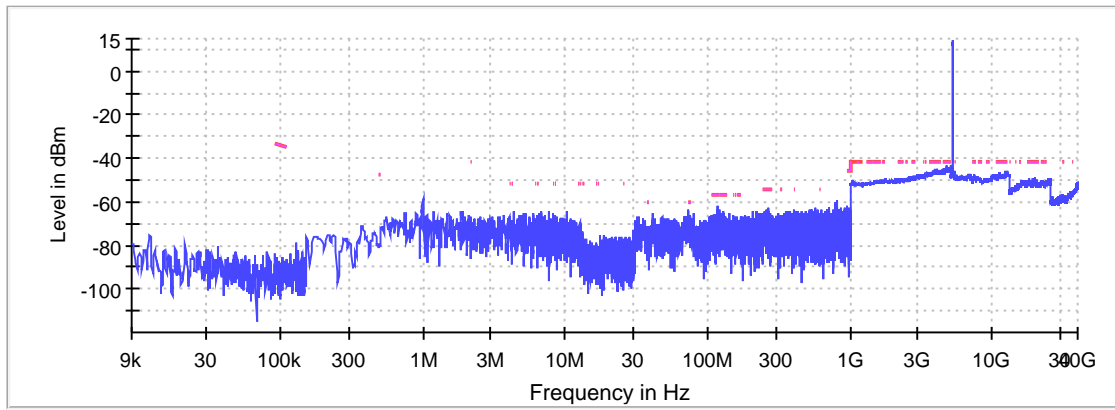
Frequency (MHz)	Level (dBm)	Margin (dB)	Limit (dBm)
4824.250000	-43.2	2.0	-41.2
5120.250000	-43.3	2.1	-41.2
4823.750000	-43.6	2.4	-41.2
5120.750000	-43.6	2.4	-41.2
5146.750000	-43.7	2.5	-41.2
4824.750000	-43.8	2.6	-41.2
5134.250000	-43.8	2.6	-41.2
5133.750000	-43.8	2.6	-41.2
4800.250000	-43.9	2.7	-41.2
5119.250000	-43.9	2.7	-41.2
5145.250000	-43.9	2.7	-41.2
5150.000000	-43.9	2.7	-41.2
5149.750000	-43.9	2.7	-41.2
5132.250000	-44.0	2.8	-41.2
5130.750000	-44.1	2.9	-41.2

### Measurement Settings

Start Frequency (MHz)	Stop Frequency (MHz)	Pre Measurement	Final Measurement
0.009000	0.090000	2	2
0.090000	0.110000	2	2
0.110000	0.150000	2	2
0.150000	0.490000	2	2
0.490000	30.000000	2	2
30.000000	1000.000000	2	2
1000.000000	5150.000000	1	1
5150.000000	5350.000000	1	1
5350.000000	5470.000000	1	1
5470.000000	13000.000000	1	1
13000.000000	18000.000000	1	1
18000.000000	26000.000000	1	1
26000.000000	40000.000000	1	1

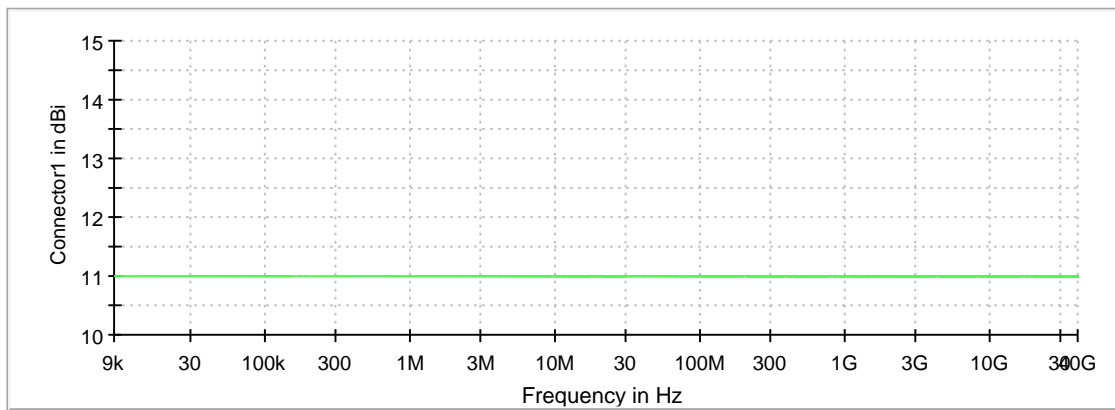


Restricted Band



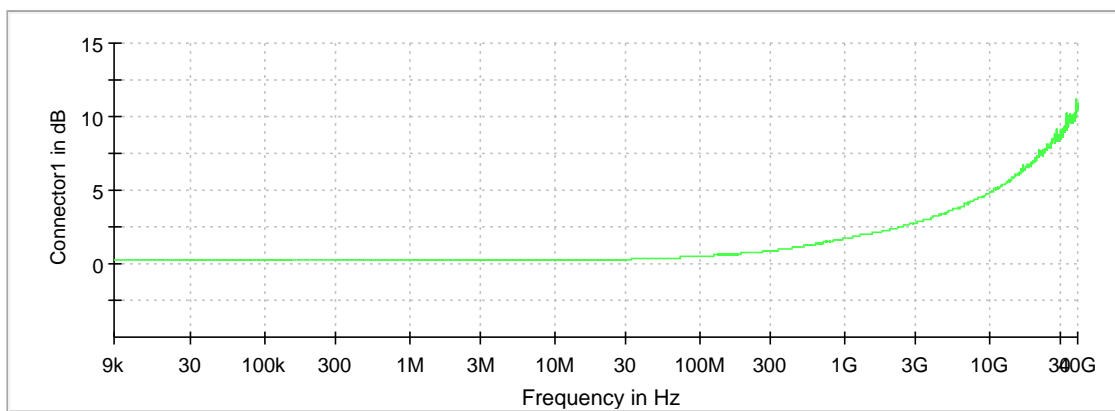
— Limit    - - - Threshold    x Critical    — Sum Level    x Final Critical

Gain



— Connector1

Attenuation



— Connector1

## Pre Measurement 1

Setting	Instrument Value	Target Value
RBW	1.000 MHz	<= 1.000 MHz
VBW	3.000 MHz	>= 3.000 MHz
SweepPoints	8300	~ 8300
SweepTime	8.300 ms	AUTO
Reference Level	15.000 dBm	AUTO
Attenuation	25.000 dB	25.000 dB
Detector	RMS	RMS
SweepCount	100	100
Filter	3 dB	3 dB
Trace Mode	Average Power	Average Power
SweepType	Sweep	AUTO
Preamp	off	off

## Pre Measurement 2

Setting	Instrument Value	Target Value
RBW	300.000 Hz	<= 300.000 Hz
VBW	1.000 kHz	>= 900.000 Hz
SweepPoints	540	~ 540
SweepTime	6.322 ms	AUTO
Reference Level	5.000 dBm	AUTO
Attenuation	15.000 dB	5.000 dB
Detector	QuasiPeak	QuasiPeak
SweepCount	1	1
Filter	3 dB	3 dB
Trace Mode	Clear Write	Clear Write
SweepType	FFT	AUTO
Preamp	off	off

## Emissions in restricted frequency bands (Average)(2) (5260 MHz; 30.000 dBm; 20 MHz)

Customized settings.

### Result

DUT Frequency (MHz)	Result
5260.000000	PASS

### Final measurements

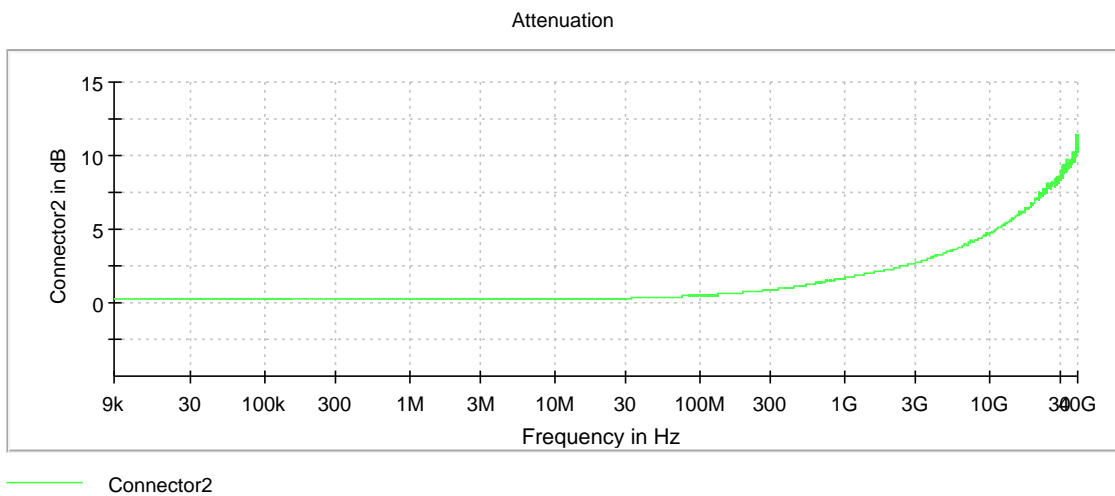
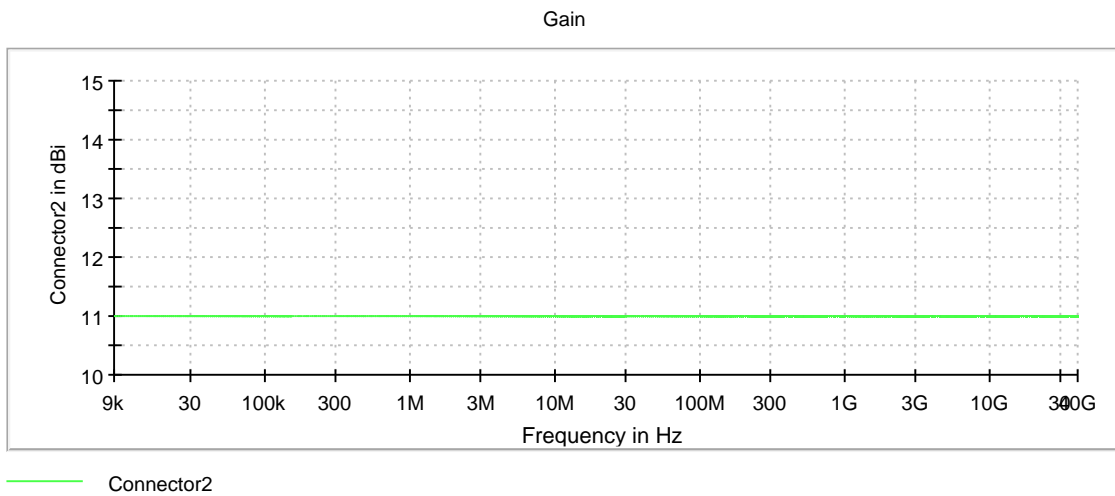
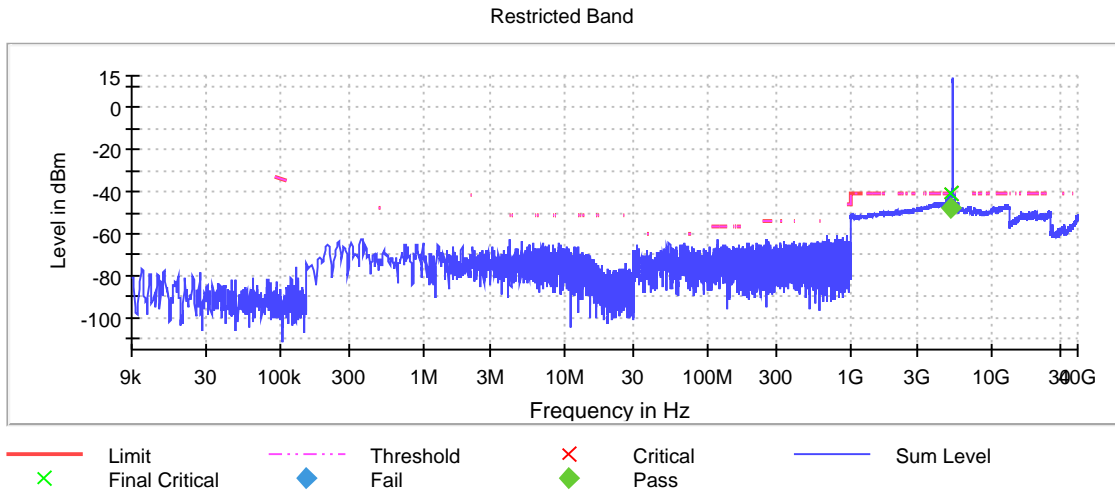
Frequency (MHz)	Level Pre Measurement (dBm)	level (dBm)	Limit (dBm)	Margin (dB)	Result
5150.000000	-40.7	-47.7	-41.2	6.5	PASS

### Pre Measurements

Frequency (MHz)	Level (dBm)	Margin (dB)	Limit (dBm)
5150.000000	-40.7	-0.5	-41.2
5040.250000	-41.3	0.1	-41.2
4944.750000	-41.4	0.2	-41.2
4944.250000	-41.4	0.2	-41.2
5040.750000	-41.7	0.5	-41.2
5350.000000	-41.7	0.5	-41.2
5039.750000	-42.3	1.1	-41.2
5042.750000	-42.7	1.5	-41.2
4957.750000	-42.7	1.5	-41.2
4997.250000	-42.9	1.7	-41.2
4983.250000	-43.1	1.9	-41.2
4945.250000	-43.1	1.9	-41.2
4982.750000	-43.1	1.9	-41.2
5031.750000	-43.2	2.0	-41.2
4992.750000	-43.2	2.0	-41.2

### Measurement Settings

Start Frequency (MHz)	Stop Frequency (MHz)	Pre Measurement	Final Measurement
0.009000	0.090000	2	2
0.090000	0.110000	2	2
0.110000	0.150000	2	2
0.150000	0.490000	2	2
0.490000	30.000000	2	2
30.000000	1000.000000	2	2
1000.000000	5150.000000	1	1
5150.000000	5350.000000	1	1
5350.000000	5470.000000	1	1
5470.000000	13000.000000	1	1
13000.000000	18000.000000	1	1
18000.000000	26000.000000	1	1
26000.000000	40000.000000	1	1



## Pre Measurement 1

Setting	Instrument Value	Target Value
RBW	1.000 MHz	<= 1.000 MHz
VBW	3.000 MHz	>= 3.000 MHz
SweepPoints	8300	~ 8300
SweepTime	8.300 ms	AUTO
Reference Level	15.000 dBm	AUTO
Attenuation	25.000 dB	25.000 dB
Detector	RMS	RMS
SweepCount	100	100
Filter	3 dB	3 dB
Trace Mode	Average Power	Average Power
SweepType	Sweep	AUTO
Preamp	off	off

## Pre Measurement 2

Setting	Instrument Value	Target Value
RBW	300.000 Hz	<= 300.000 Hz
VBW	1.000 kHz	>= 900.000 Hz
SweepPoints	540	~ 540
SweepTime	6.322 ms	AUTO
Reference Level	5.000 dBm	AUTO
Attenuation	15.000 dB	5.000 dB
Detector	QuasiPeak	QuasiPeak
SweepCount	1	1
Filter	3 dB	3 dB
Trace Mode	Clear Write	Clear Write
SweepType	FFT	AUTO
Preamp	off	off

## Final Measurement 1

Setting	Instrument Value	Target Value
Span	ZeroSpan	ZeroSpan
RBW	1.000 MHz	~ 1.000 MHz
VBW	3.000 MHz	~ 3.000 MHz
SweepPoints	101	~ 101
SweepTime	100.000 ms	100.000 ms
Reference Level	0.000 dBm	-20.000 dBm
Attenuation	20.000 dB	AUTO
Detector	RMS	RMS
SweepCount	1	1
Filter	3 dB	3 dB
Trace Mode	Average Power	Average Power
SweepType	Sweep	AUTO
Preamp	off	off

## Emissions in restricted frequency bands (Peak) (5260 MHz; 30.000 dBm; 20 MHz)

Customized settings.

### Result

DUT Frequency (MHz)	Result
5260.000000	PASS

### Final measurements

Frequency (MHz)	Level Pre Measurement (dBm)	level (dBm)	Limit (dBm)	Margin (dB)	Result
---	---	---	---	---	---

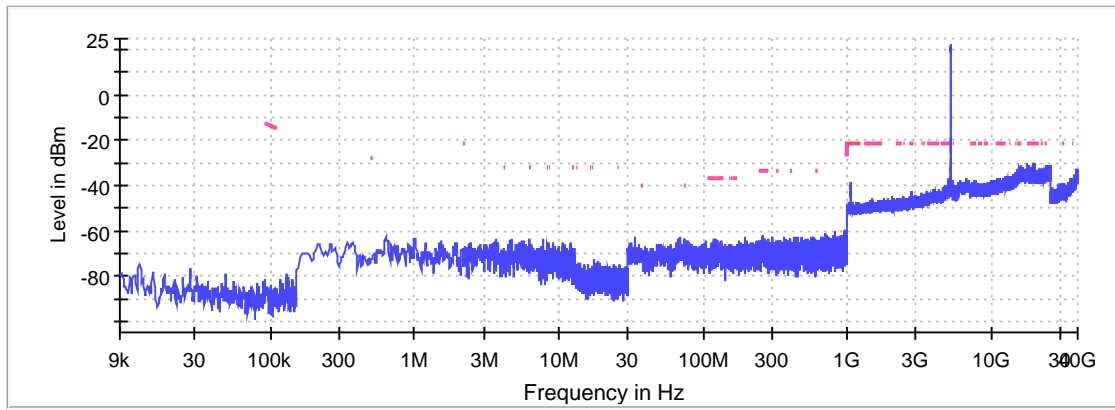
### Pre Measurements

Frequency (MHz)	Level (dBm)	Margin (dB)	Limit (dBm)
19880.250000	-30.0	8.8	-21.2
19895.750000	-30.1	8.9	-21.2
17897.750000	-30.3	9.1	-21.2
19513.250000	-30.5	9.3	-21.2
19512.750000	-30.5	9.3	-21.2
19545.250000	-30.8	9.6	-21.2
19912.750000	-30.8	9.6	-21.2
19878.750000	-30.9	9.7	-21.2
19920.750000	-30.9	9.7	-21.2
15939.250000	-31.0	9.8	-21.2
18191.250000	-31.0	9.8	-21.2
18193.750000	-31.0	9.8	-21.2
19884.750000	-31.1	9.9	-21.2
19892.750000	-31.1	9.9	-21.2
15939.750000	-31.2	10.0	-21.2

### Measurement Settings

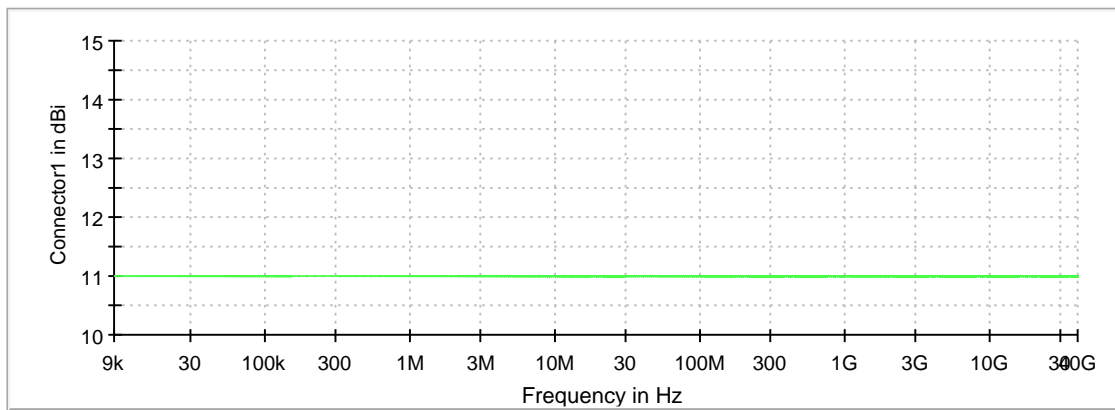
Start Frequency (MHz)	Stop Frequency (MHz)	Pre Measurement	Final Measurement
0.009000	0.150000	1	1
0.150000	30.000000	1	1
30.000000	1000.000000	1	1
1000.000000	5150.000000	2	2
5150.000000	5350.000000	2	2
5350.000000	5470.000000	2	2
5470.000000	5850.000000	2	2
5850.000000	18000.000000	2	2
18000.000000	26000.000000	2	2
26000.000000	40000.000000	2	2

Restricted Band



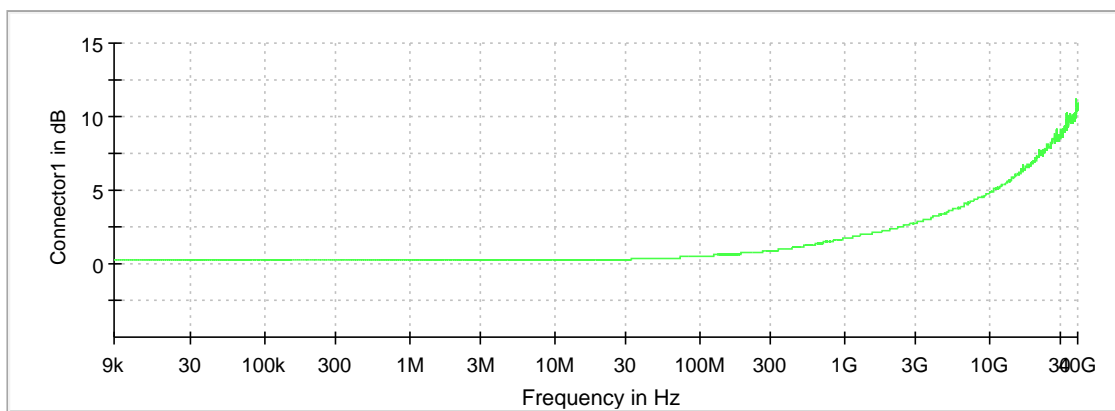
— Limit    - - - Threshold    × Critical    — Sum Level    × Final Critical

Gain



— Connector1

Attenuation



— Connector1

## Pre Measurement 1

Setting	Instrument Value	Target Value
RBW	300.000 Hz	<= 300.000 Hz
VBW	1.000 kHz	>= 900.000 Hz
SweepPoints	940	~ 940
SweepTime	6.322 ms	AUTO
Reference Level	5.000 dBm	AUTO
Attenuation	15.000 dB	5.000 dB
Detector	MaxPeak	MaxPeak
SweepCount	3	3
Filter	3 dB	3 dB
Trace Mode	Max Hold	Max Hold
SweepType	FFT	AUTO
Preamp	off	off

## Pre Measurement 2

Setting	Instrument Value	Target Value
RBW	1.000 MHz	<= 1.000 MHz
VBW	3.000 MHz	>= 3.000 MHz
SweepPoints	8300	~ 8300
SweepTime	8.300 ms	AUTO
Reference Level	10.000 dBm	AUTO
Attenuation	20.000 dB	20.000 dB
Detector	MaxPeak	MaxPeak
SweepCount	30	30
Filter	3 dB	3 dB
Trace Mode	Max Hold	Max Hold
SweepType	Sweep	AUTO
Preamp	off	off



## Emissions in restricted frequency bands (Peak)(2) (5260 MHz; 30.000 dBm; 20 MHz)

Customized settings.

### Result

DUT Frequency (MHz)	Result
5260.000000	PASS

### Final measurements

Frequency (MHz)	Level Pre Measurement (dBm)	level (dBm)	Limit (dBm)	Margin (dB)	Result
---	---	---	---	---	---

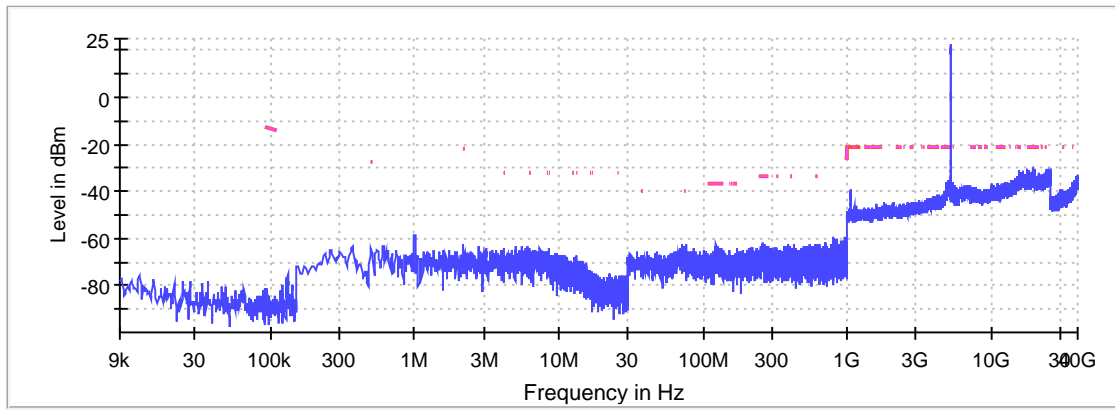
### Pre Measurements

Frequency (MHz)	Level (dBm)	Margin (dB)	Limit (dBm)
19548.250000	-29.7	8.5	-21.2
19547.750000	-29.8	8.6	-21.2
19887.250000	-30.4	9.2	-21.2
17882.750000	-30.6	9.4	-21.2
19886.750000	-30.7	9.5	-21.2
17905.250000	-30.8	9.6	-21.2
17883.250000	-30.8	9.6	-21.2
18249.250000	-30.9	9.7	-21.2
18247.750000	-31.1	9.9	-21.2
19888.250000	-31.2	10.0	-21.2
19560.750000	-31.3	10.1	-21.2
20222.250000	-31.3	10.1	-21.2
20222.750000	-31.3	10.1	-21.2
18149.250000	-31.4	10.2	-21.2
19898.750000	-31.4	10.2	-21.2

### Measurement Settings

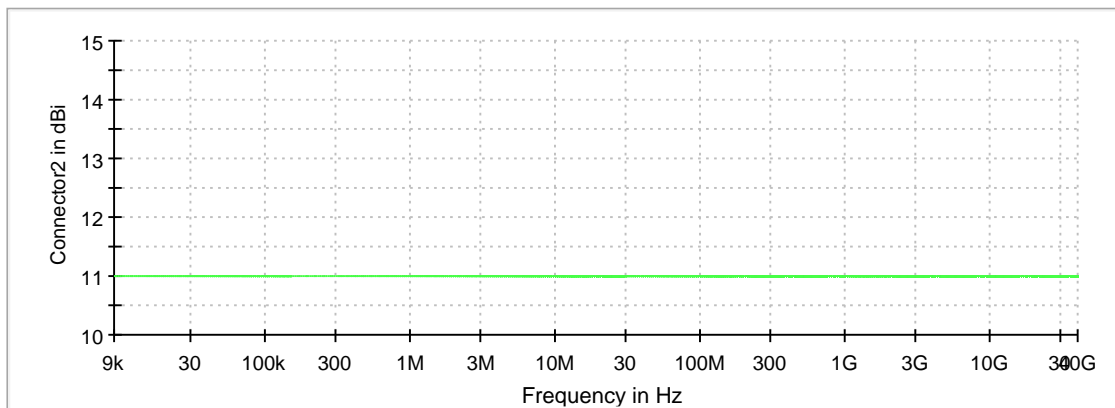
Start Frequency (MHz)	Stop Frequency (MHz)	Pre Measurement	Final Measurement
0.009000	0.150000	1	1
0.150000	30.000000	1	1
30.000000	1000.000000	1	1
1000.000000	5150.000000	2	2
5150.000000	5350.000000	2	2
5350.000000	5470.000000	2	2
5470.000000	5850.000000	2	2
5850.000000	18000.000000	2	2
18000.000000	26000.000000	2	2
26000.000000	40000.000000	2	2

Restricted Band



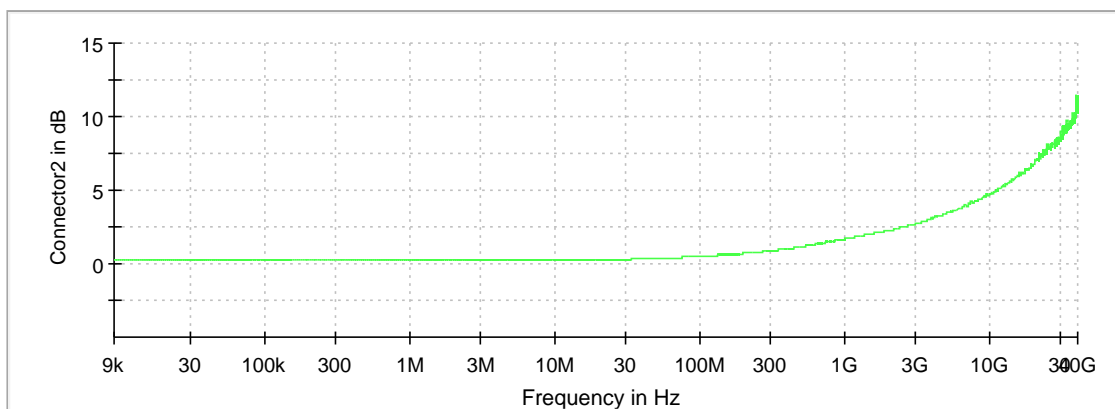
— Limit    - - - Threshold    × Critical    — Sum Level    × Final Critical

Gain



— Connector2

Attenuation



— Connector2

## Pre Measurement 1

Setting	Instrument Value	Target Value
RBW	300.000 Hz	<= 300.000 Hz
VBW	1.000 kHz	>= 900.000 Hz
SweepPoints	940	~ 940
SweepTime	6.322 ms	AUTO
Reference Level	5.000 dBm	AUTO
Attenuation	15.000 dB	5.000 dB
Detector	MaxPeak	MaxPeak
SweepCount	3	3
Filter	3 dB	3 dB
Trace Mode	Max Hold	Max Hold
SweepType	FFT	AUTO
Preamp	off	off

## Pre Measurement 2

Setting	Instrument Value	Target Value
RBW	1.000 MHz	<= 1.000 MHz
VBW	3.000 MHz	>= 3.000 MHz
SweepPoints	8300	~ 8300
SweepTime	8.300 ms	AUTO
Reference Level	10.000 dBm	AUTO
Attenuation	20.000 dB	20.000 dB
Detector	MaxPeak	MaxPeak
SweepCount	30	30
Filter	3 dB	3 dB
Trace Mode	Max Hold	Max Hold
SweepType	Sweep	AUTO
Preamp	off	off

## Emissions in restricted frequency bands (Average) (5300 MHz; 30.000 dBm; 20 MHz)

Customized settings.

### Result

DUT Frequency (MHz)	Result
5300.000000	PASS

### Final measurements

Frequency (MHz)	Level Pre Measurement (dBm)	level (dBm)	Limit (dBm)	Margin (dB)	Result
---	---	---	---	---	---

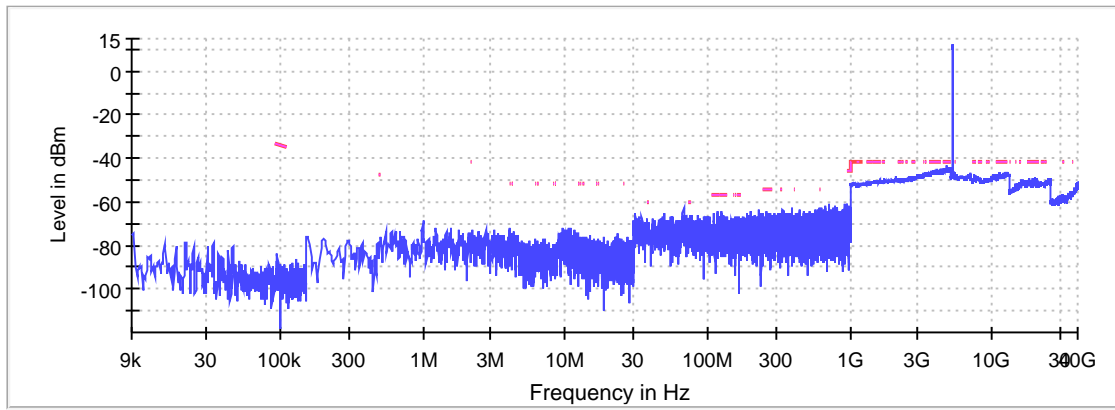
### Pre Measurements

Frequency (MHz)	Level (dBm)	Margin (dB)	Limit (dBm)
4820.250000	-43.5	2.3	-41.2
4820.750000	-43.7	2.5	-41.2
5120.750000	-43.7	2.5	-41.2
5120.250000	-43.8	2.6	-41.2
5136.250000	-43.9	2.7	-41.2
5109.750000	-43.9	2.7	-41.2
5147.250000	-44.1	2.9	-41.2
5062.750000	-44.1	2.9	-41.2
5126.750000	-44.1	2.9	-41.2
5148.250000	-44.1	2.9	-41.2
5140.750000	-44.1	2.9	-41.2
5145.250000	-44.1	2.9	-41.2
5070.250000	-44.2	3.0	-41.2
5137.250000	-44.2	3.0	-41.2
5128.250000	-44.2	3.0	-41.2

### Measurement Settings

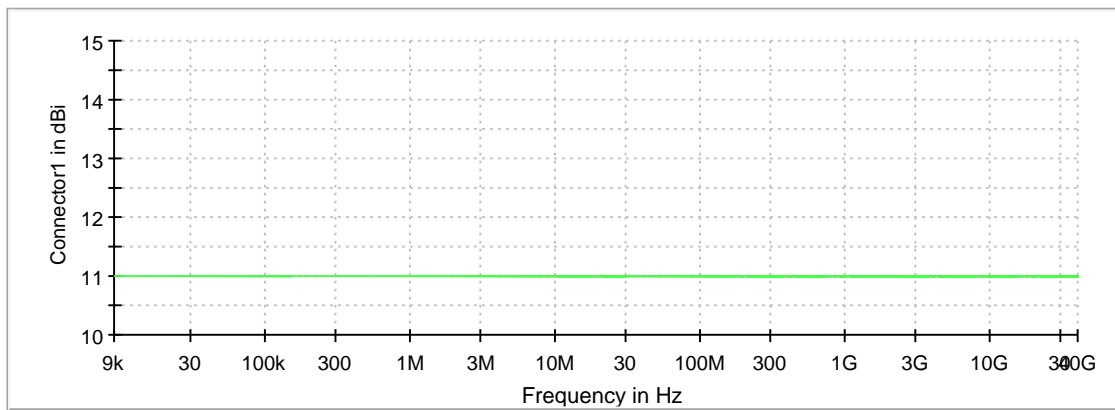
Start Frequency (MHz)	Stop Frequency (MHz)	Pre Measurement	Final Measurement
0.009000	0.090000	2	2
0.090000	0.110000	2	2
0.110000	0.150000	2	2
0.150000	0.490000	2	2
0.490000	30.000000	2	2
30.000000	1000.000000	2	2
1000.000000	5150.000000	1	1
5150.000000	5350.000000	1	1
5350.000000	5470.000000	1	1
5470.000000	13000.000000	1	1
13000.000000	18000.000000	1	1
18000.000000	26000.000000	1	1
26000.000000	40000.000000	1	1

Restricted Band



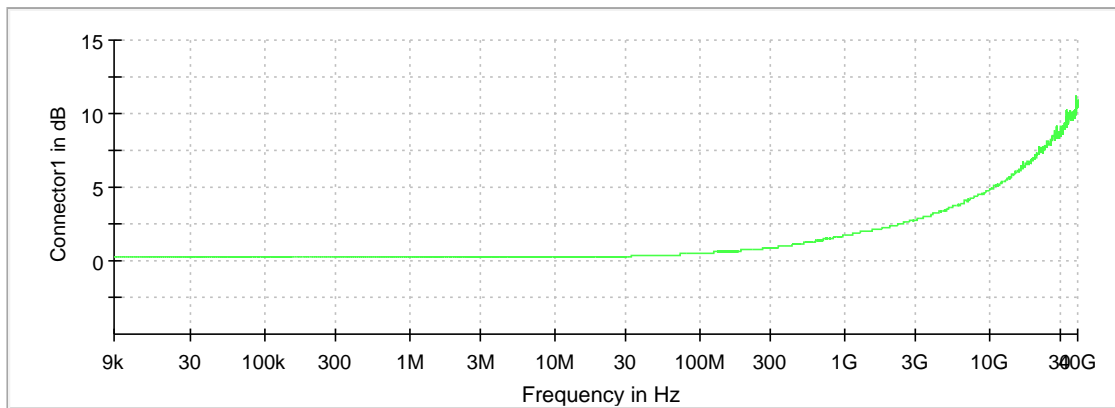
— Limit    - - - Threshold    × Critical    — Sum Level    × Final Critical

Gain



— Connector1

Attenuation



— Connector1

## Pre Measurement 1

Setting	Instrument Value	Target Value
RBW	1.000 MHz	<= 1.000 MHz
VBW	3.000 MHz	>= 3.000 MHz
SweepPoints	8300	~ 8300
SweepTime	8.300 ms	AUTO
Reference Level	15.000 dBm	AUTO
Attenuation	25.000 dB	25.000 dB
Detector	RMS	RMS
SweepCount	100	100
Filter	3 dB	3 dB
Trace Mode	Average Power	Average Power
SweepType	Sweep	AUTO
Preamp	off	off

## Pre Measurement 2

Setting	Instrument Value	Target Value
RBW	300.000 Hz	<= 300.000 Hz
VBW	1.000 kHz	>= 900.000 Hz
SweepPoints	540	~ 540
SweepTime	6.322 ms	AUTO
Reference Level	5.000 dBm	AUTO
Attenuation	15.000 dB	5.000 dB
Detector	QuasiPeak	QuasiPeak
SweepCount	1	1
Filter	3 dB	3 dB
Trace Mode	Clear Write	Clear Write
SweepType	FFT	AUTO
Preamp	off	off

## Emissions in restricted frequency bands (Average)(2) (5300 MHz; 30.000 dBm; 20 MHz)

Customized settings.

### Result

DUT Frequency (MHz)	Result
5300.000000	PASS

### Final measurements

Frequency (MHz)	Level Pre Measurement (dBm)	level (dBm)	Limit (dBm)	Margin (dB)	Result
5040.250000	-41.2	-43.7	-41.2	2.5	PASS

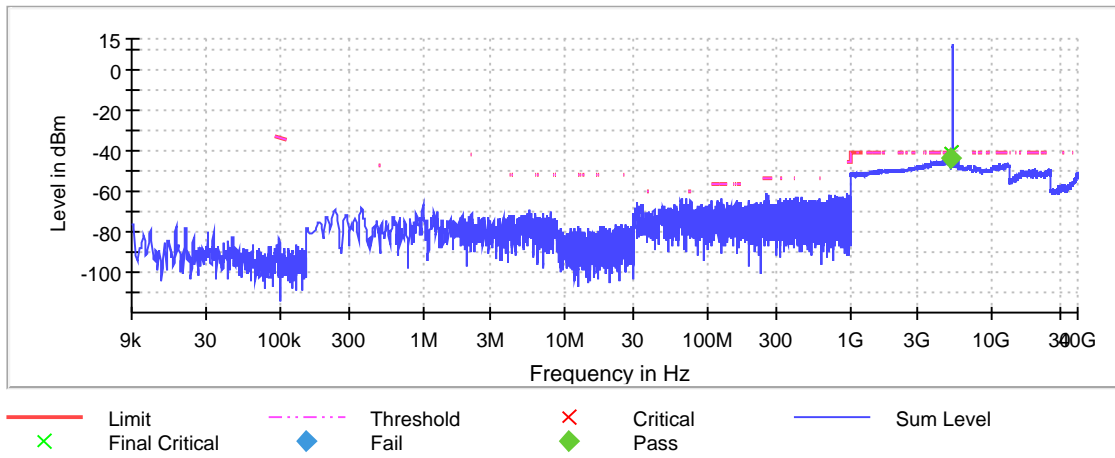
### Pre Measurements

Frequency (MHz)	Level (dBm)	Margin (dB)	Limit (dBm)
5040.250000	-41.2	0.0	-41.2
5423.750000	-41.9	0.7	-41.2
5039.750000	-42.0	0.8	-41.2
4944.250000	-42.1	0.9	-41.2
5424.250000	-42.3	1.1	-41.2
4944.750000	-42.5	1.3	-41.2
5040.750000	-42.7	1.5	-41.2
4991.750000	-43.1	1.9	-41.2
5069.750000	-43.1	1.9	-41.2
5028.750000	-43.1	1.9	-41.2
4992.250000	-43.3	2.1	-41.2
5100.250000	-43.3	2.1	-41.2
5007.750000	-43.3	2.1	-41.2
4946.250000	-43.4	2.2	-41.2
5019.750000	-43.5	2.3	-41.2

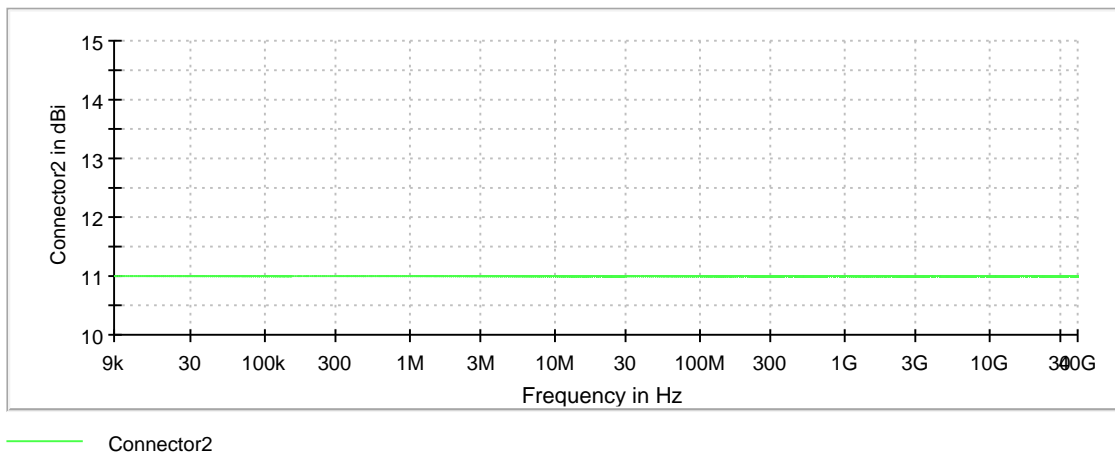
### Measurement Settings

Start Frequency (MHz)	Stop Frequency (MHz)	Pre Measurement	Final Measurement
0.009000	0.090000	2	2
0.090000	0.110000	2	2
0.110000	0.150000	2	2
0.150000	0.490000	2	2
0.490000	30.000000	2	2
30.000000	1000.000000	2	2
1000.000000	5150.000000	1	1
5150.000000	5350.000000	1	1
5350.000000	5470.000000	1	1
5470.000000	13000.000000	1	1
13000.000000	18000.000000	1	1
18000.000000	26000.000000	1	1
26000.000000	40000.000000	1	1

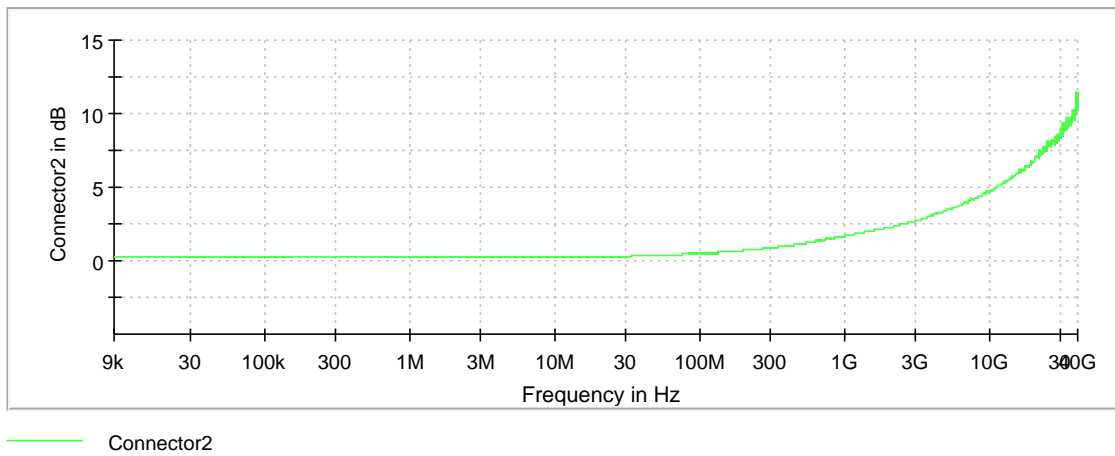
Restricted Band



Gain



Attenuation





## Emissions in restricted frequency bands (Peak) (5300 MHz; 30.000 dBm; 20 MHz)

Customized settings.

### Result

DUT Frequency (MHz)	Result
5300.000000	PASS

### Final measurements

Frequency (MHz)	Level Pre Measurement (dBm)	level (dBm)	Limit (dBm)	Margin (dB)	Result
---	---	---	---	---	---

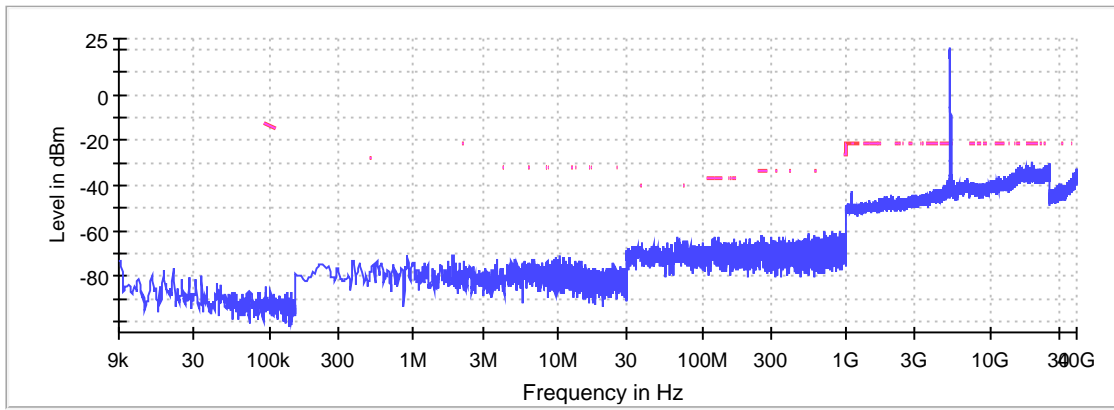
### Pre Measurements

Frequency (MHz)	Level (dBm)	Margin (dB)	Limit (dBm)
19522.250000	-29.2	8.0	-21.2
19201.250000	-30.6	9.4	-21.2
16163.750000	-30.7	9.5	-21.2
20234.750000	-30.8	9.6	-21.2
18525.750000	-30.9	9.7	-21.2
20234.250000	-30.9	9.7	-21.2
19201.750000	-31.0	9.8	-21.2
17867.250000	-31.0	9.8	-21.2
18233.750000	-31.0	9.8	-21.2
19511.750000	-31.2	10.0	-21.2
19901.750000	-31.2	10.0	-21.2
17886.750000	-31.3	10.1	-21.2
15900.750000	-31.3	10.1	-21.2
17890.750000	-31.3	10.1	-21.2
20007.250000	-31.3	10.1	-21.2

### Measurement Settings

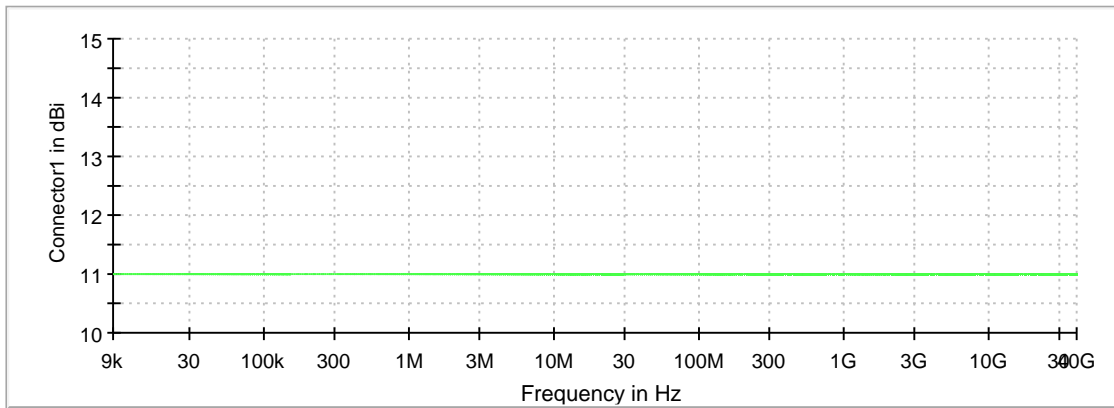
Start Frequency (MHz)	Stop Frequency (MHz)	Pre Measurement	Final Measurement
0.009000	0.150000	1	1
0.150000	30.000000	1	1
30.000000	1000.000000	1	1
1000.000000	5150.000000	2	2
5150.000000	5350.000000	2	2
5350.000000	5470.000000	2	2
5470.000000	5850.000000	2	2
5850.000000	18000.000000	2	2
18000.000000	26000.000000	2	2
26000.000000	40000.000000	2	2

Restricted Band



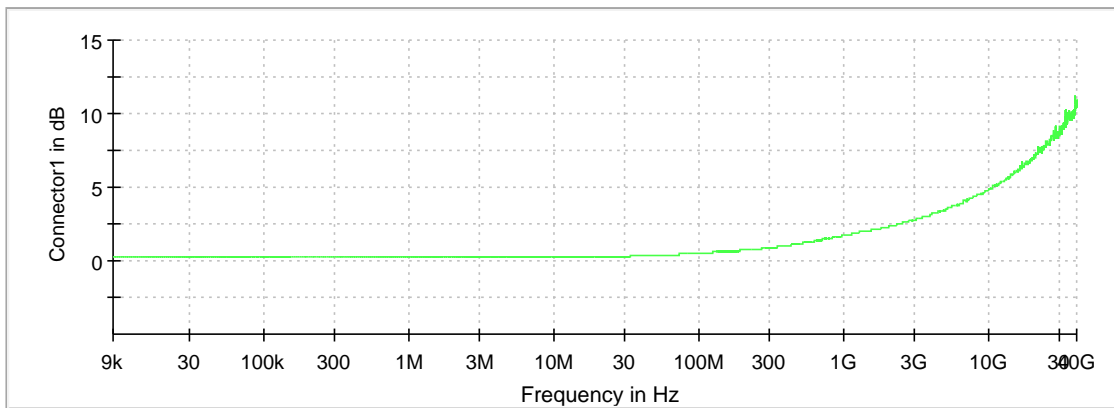
— Limit    - - - Threshold    × Critical    — Sum Level    × Final Critical

Gain



— Connector1

Attenuation



— Connector1

## Pre Measurement 1

Setting	Instrument Value	Target Value
RBW	300.000 Hz	<= 300.000 Hz
VBW	1.000 kHz	>= 900.000 Hz
SweepPoints	940	~ 940
SweepTime	6.322 ms	AUTO
Reference Level	5.000 dBm	AUTO
Attenuation	15.000 dB	5.000 dB
Detector	MaxPeak	MaxPeak
SweepCount	3	3
Filter	3 dB	3 dB
Trace Mode	Max Hold	Max Hold
SweepType	FFT	AUTO
Preamp	off	off

## Pre Measurement 2

Setting	Instrument Value	Target Value
RBW	1.000 MHz	<= 1.000 MHz
VBW	3.000 MHz	>= 3.000 MHz
SweepPoints	8300	~ 8300
SweepTime	8.300 ms	AUTO
Reference Level	10.000 dBm	AUTO
Attenuation	20.000 dB	20.000 dB
Detector	MaxPeak	MaxPeak
SweepCount	30	30
Filter	3 dB	3 dB
Trace Mode	Max Hold	Max Hold
SweepType	Sweep	AUTO
Preamp	off	off

## Emissions in restricted frequency bands (Peak)(2) (5300 MHz; 30.000 dBm; 20 MHz)

Customized settings.

### Result

DUT Frequency (MHz)	Result
5300.000000	PASS

### Final measurements

Frequency (MHz)	Level Pre Measurement (dBm)	level (dBm)	Limit (dBm)	Margin (dB)	Result
---	---	---	---	---	---

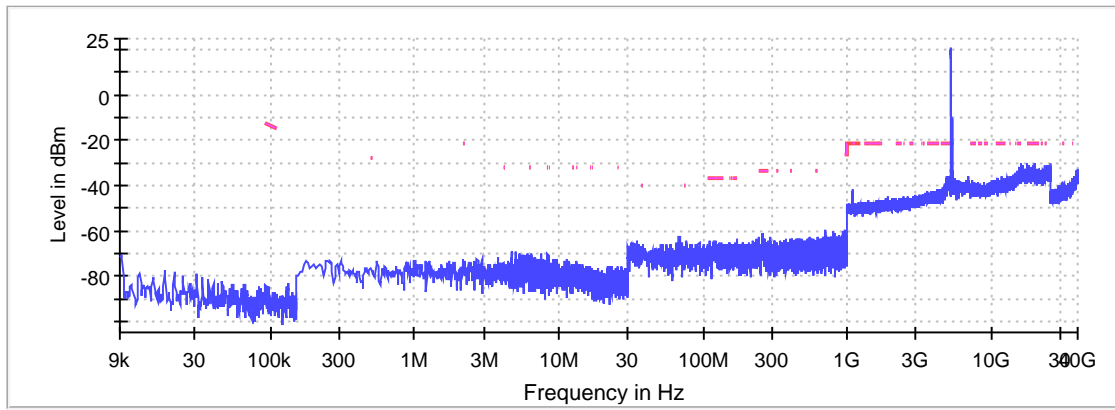
### Pre Measurements

Frequency (MHz)	Level (dBm)	Margin (dB)	Limit (dBm)
17858.750000	-30.1	8.9	-21.2
16146.750000	-30.4	9.2	-21.2
19976.250000	-30.5	9.3	-21.2
19888.750000	-30.6	9.4	-21.2
19951.750000	-30.7	9.5	-21.2
19907.750000	-30.8	9.6	-21.2
19976.750000	-30.8	9.6	-21.2
19878.750000	-30.9	9.7	-21.2
17884.750000	-30.9	9.7	-21.2
18221.250000	-30.9	9.7	-21.2
19886.750000	-31.0	9.8	-21.2
19874.750000	-31.1	9.9	-21.2
19918.250000	-31.1	9.9	-21.2
18193.750000	-31.2	10.0	-21.2
18194.250000	-31.2	10.0	-21.2

### Measurement Settings

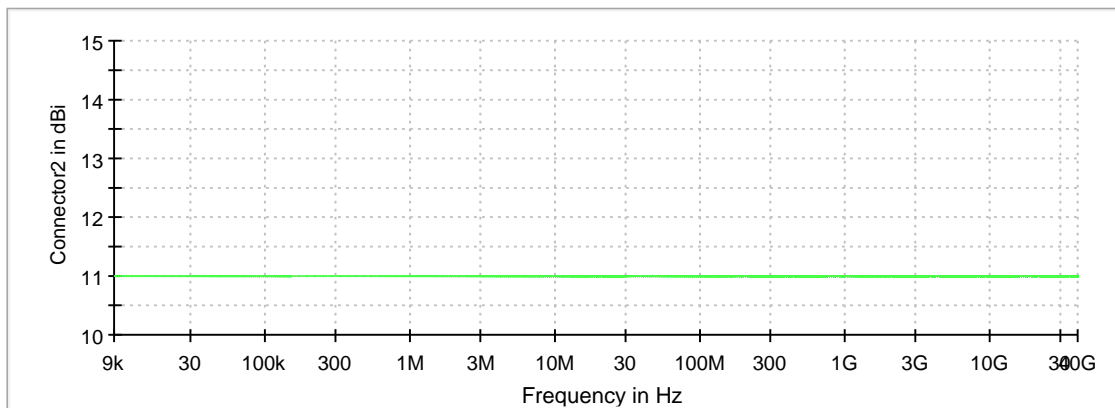
Start Frequency (MHz)	Stop Frequency (MHz)	Pre Measurement	Final Measurement
0.009000	0.150000	1	1
0.150000	30.000000	1	1
30.000000	1000.000000	1	1
1000.000000	5150.000000	2	2
5150.000000	5350.000000	2	2
5350.000000	5470.000000	2	2
5470.000000	5850.000000	2	2
5850.000000	18000.000000	2	2
18000.000000	26000.000000	2	2
26000.000000	40000.000000	2	2

Restricted Band



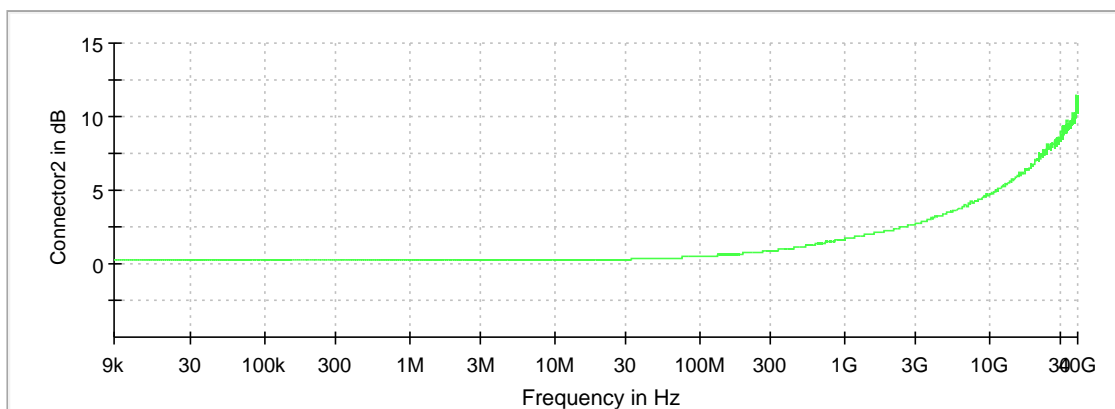
— Limit    - - - Threshold    × Critical    — Sum Level    × Final Critical

Gain



— Connector2

Attenuation



— Connector2

## Tx Spurious Emission (5330 MHz; 30.000 dBm; 20 MHz)

Customized settings.

### Result

DUT Frequency (MHz)	Result
5330.000000	PASS

### Final measurements

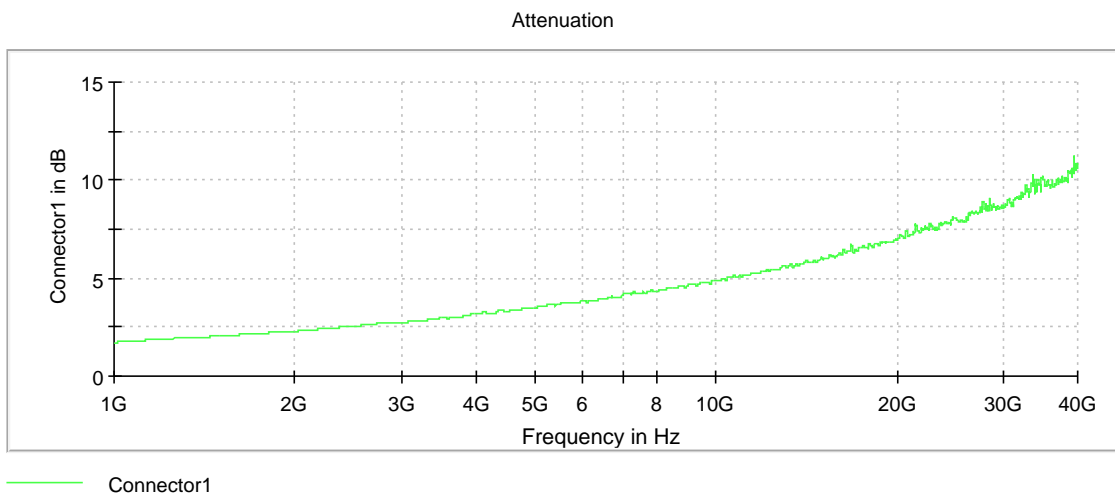
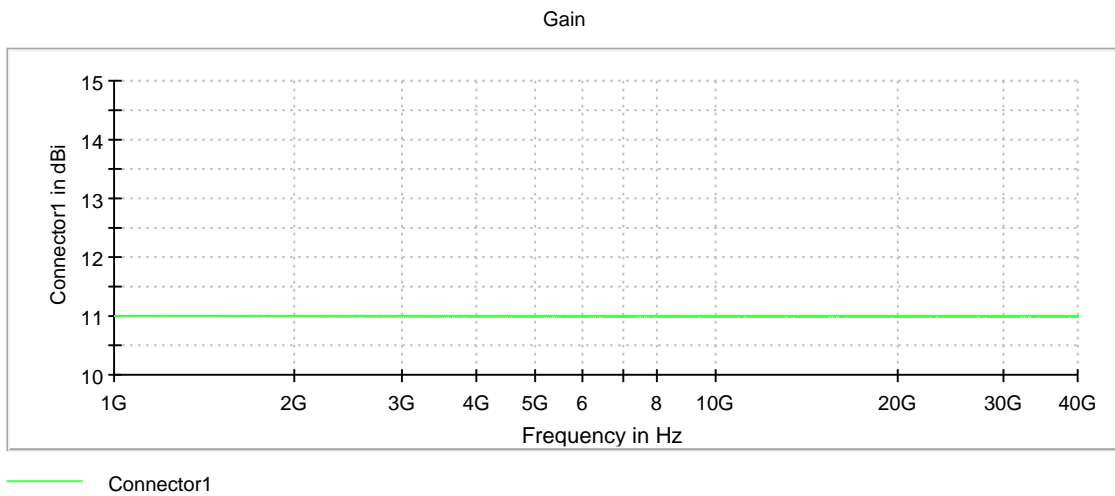
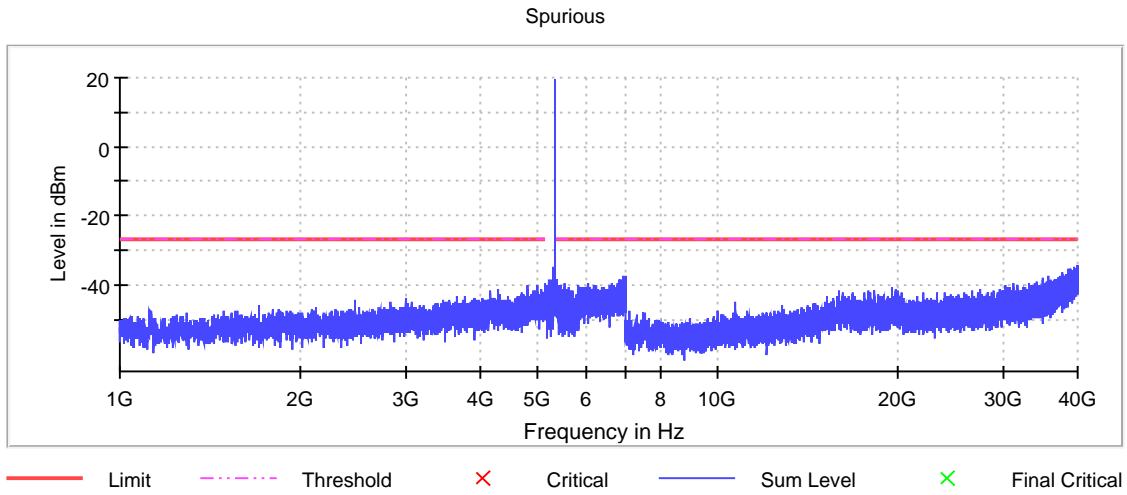
Frequency (MHz)	Level Pre Measurement (dBm)	level (dBm)	Limit (dBm)	Margin (dB)	Result
---	---	---	---	---	---

### Pre Measurements

Frequency (MHz)	Level (dBm)	Margin (dB)	Limit (dBm)
39920.250000	-34.1	7.1	-27.0
39880.750000	-34.4	7.4	-27.0
39880.250000	-34.8	7.8	-27.0
39874.750000	-34.9	7.9	-27.0
39319.250000	-34.9	7.9	-27.0
39972.750000	-35.0	8.0	-27.0
39939.250000	-35.1	8.1	-27.0
39372.750000	-35.1	8.1	-27.0
39912.250000	-35.1	8.1	-27.0
38818.750000	-35.1	8.1	-27.0
38897.750000	-35.1	8.1	-27.0
39688.250000	-35.1	8.1	-27.0
38488.250000	-35.2	8.2	-27.0
39843.250000	-35.3	8.3	-27.0
39577.750000	-35.3	8.3	-27.0

### Measurement Settings

Start Frequency (MHz)	Stop Frequency (MHz)	Pre Measurement	Final Measurement
1000.000000	5150.000000	2	2
5150.000000	5250.000000	2	2
5250.000000	5350.000000	2	2
5350.000000	5470.000000	2	2
5470.000000	5725.000000	2	2
5725.000000	5850.000000	2	2
5850.000000	7000.000000	2	2
7000.000000	18000.000000	2	2
18000.000000	26000.000000	2	2
26000.000000	40000.000000	2	2



## Pre Measurement 2

---

Setting	Instrument Value	Target Value
RBW	1.000 MHz	$\leq 1.000$ MHz
VBW	3.000 MHz	$\geq 3.000$ MHz
SweepPoints	8300	~ 8300
SweepTime	8.300 ms	AUTO
Reference Level	10.000 dBm	AUTO
Attenuation	20.000 dB	20.000 dB
Detector	MaxPeak	MaxPeak
SweepCount	3	3
Filter	3 dB	3 dB
Trace Mode	Max Hold	Max Hold
SweepType	Sweep	AUTO
Preamp	off	off



## Tx Spurious Emission(2) (5330 MHz; 30.000 dBm; 20 MHz)

Customized settings.

### Result

DUT Frequency (MHz)	Result
5330.000000	PASS

### Final measurements

Frequency (MHz)	Level Pre Measurement (dBm)	level (dBm)	Limit (dBm)	Margin (dB)	Result
---	---	---	---	---	---

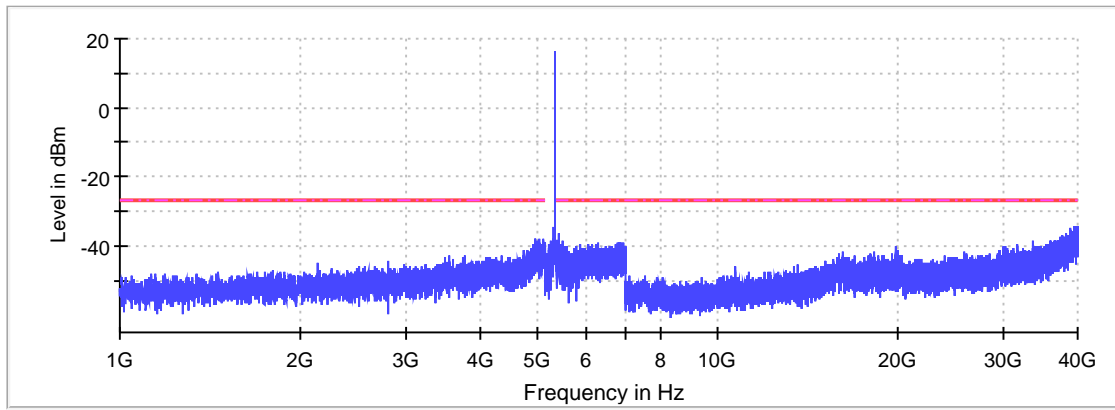
### Pre Measurements

Frequency (MHz)	Level (dBm)	Margin (dB)	Limit (dBm)
39319.250000	-34.2	7.2	-27.0
39906.250000	-34.2	7.2	-27.0
39696.750000	-34.4	7.4	-27.0
39933.750000	-34.5	7.5	-27.0
39885.750000	-34.5	7.5	-27.0
38805.750000	-34.7	7.7	-27.0
39890.750000	-35.0	8.0	-27.0
39961.750000	-35.0	8.0	-27.0
39890.250000	-35.0	8.0	-27.0
38784.250000	-35.0	8.0	-27.0
39311.750000	-35.3	8.3	-27.0
39745.750000	-35.4	8.4	-27.0
39500.750000	-35.4	8.4	-27.0
39906.750000	-35.4	8.4	-27.0
38807.250000	-35.5	8.5	-27.0

### Measurement Settings

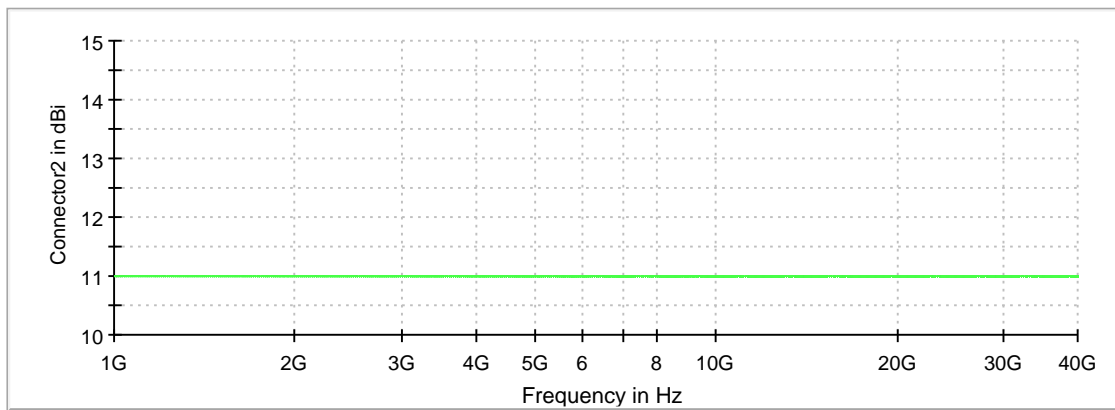
Start Frequency (MHz)	Stop Frequency (MHz)	Pre Measurement	Final Measurement
1000.000000	5150.000000	2	2
5150.000000	5250.000000	2	2
5250.000000	5350.000000	2	2
5350.000000	5470.000000	2	2
5470.000000	5725.000000	2	2
5725.000000	5850.000000	2	2
5850.000000	7000.000000	2	2
7000.000000	18000.000000	2	2
18000.000000	26000.000000	2	2
26000.000000	40000.000000	2	2

Spurious



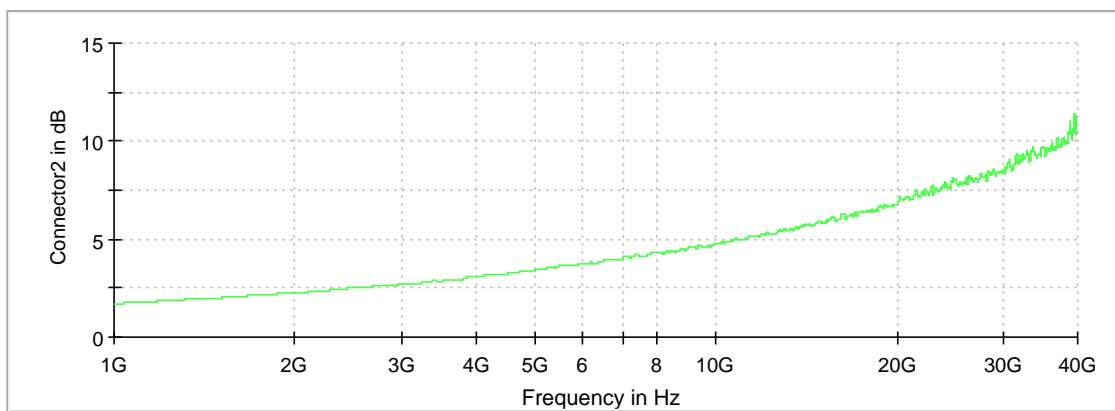
— Limit    - - - Threshold    × Critical    — Sum Level    × Final Critical

Gain



— Connector2

Attenuation



— Connector2

## Emissions in restricted frequency bands (Average) (5330 MHz; 30.000 dBm; 20 MHz)

Customized settings.

### Result

DUT Frequency (MHz)	Result
5330.000000	PASS

### Final measurements

Frequency (MHz)	Level Pre Measurement (dBm)	level (dBm)	Limit (dBm)	Margin (dB)	Result
---	---	---	---	---	---

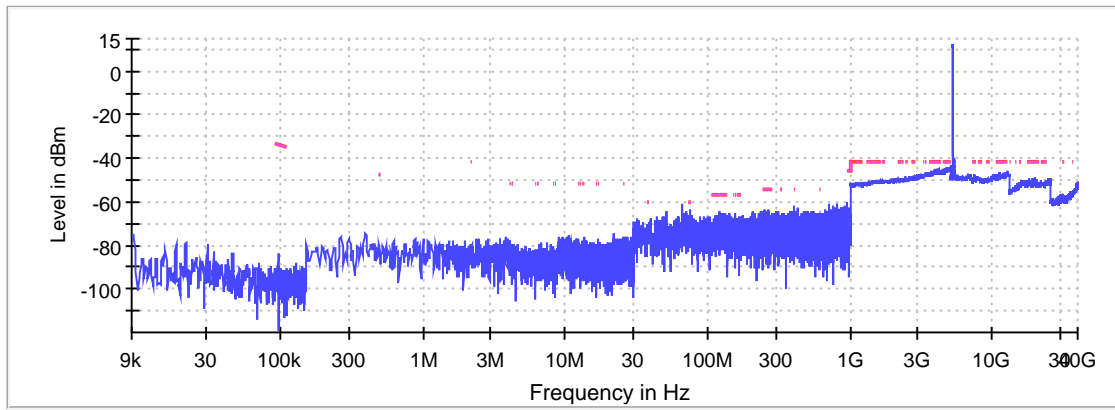
### Pre Measurements

Frequency (MHz)	Level (dBm)	Margin (dB)	Limit (dBm)
5120.250000	-43.5	2.3	-41.2
5351.250000	-43.5	2.3	-41.2
5350.000000	-43.7	2.5	-41.2
5120.750000	-43.7	2.5	-41.2
5350.750000	-43.9	2.7	-41.2
5142.750000	-44.1	2.9	-41.2
5119.750000	-44.2	3.0	-41.2
5145.250000	-44.2	3.0	-41.2
5351.750000	-44.3	3.1	-41.2
5126.750000	-44.3	3.1	-41.2
5350.250000	-44.3	3.1	-41.2
5133.750000	-44.3	3.1	-41.2
5027.750000	-44.3	3.1	-41.2
5135.250000	-44.4	3.2	-41.2
5104.750000	-44.4	3.2	-41.2

### Measurement Settings

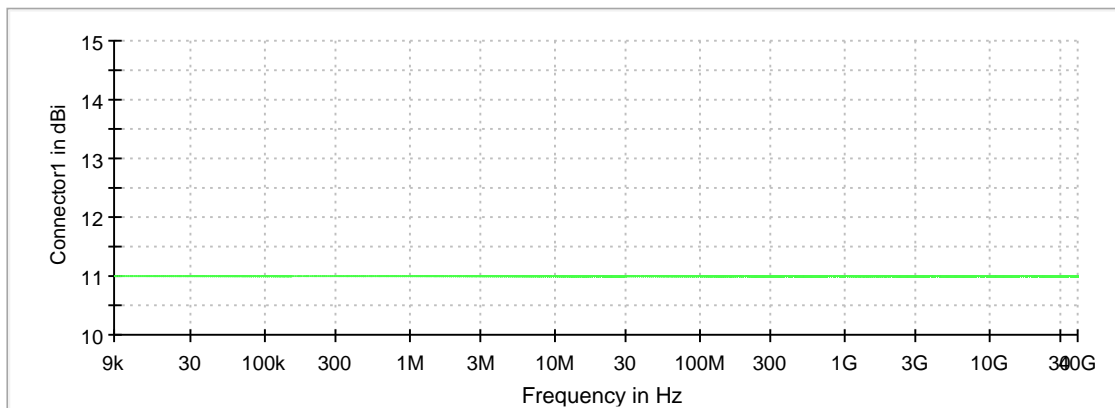
Start Frequency (MHz)	Stop Frequency (MHz)	Pre Measurement	Final Measurement
0.009000	0.090000	2	2
0.090000	0.110000	2	2
0.110000	0.150000	2	2
0.150000	0.490000	2	2
0.490000	30.000000	2	2
30.000000	1000.000000	2	2
1000.000000	5150.000000	1	1
5150.000000	5350.000000	1	1
5350.000000	5470.000000	1	1
5470.000000	13000.000000	1	1
13000.000000	18000.000000	1	1
18000.000000	26000.000000	1	1
26000.000000	40000.000000	1	1

Restricted Band



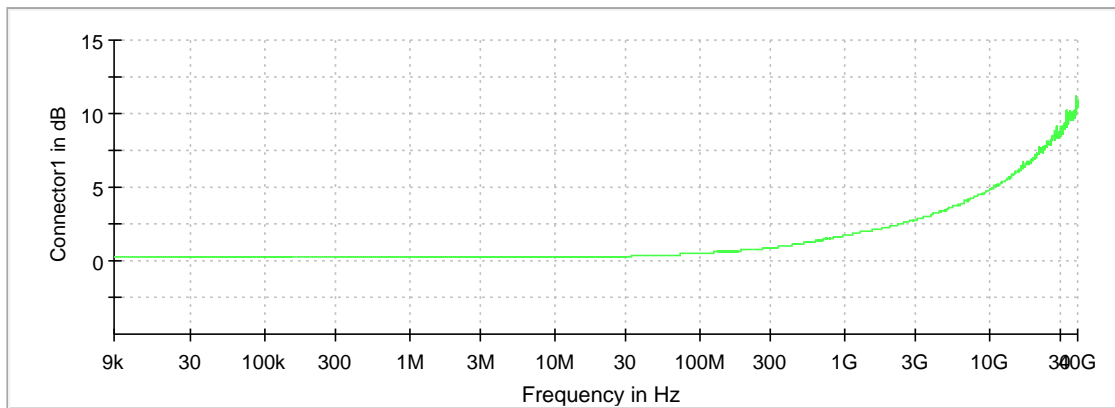
— Limit    - - - Threshold    × Critical    — Sum Level    × Final Critical

Gain



— Connector1

Attenuation



— Connector1

## Pre Measurement 1

Setting	Instrument Value	Target Value
RBW	1.000 MHz	<= 1.000 MHz
VBW	3.000 MHz	>= 3.000 MHz
SweepPoints	8300	~ 8300
SweepTime	8.300 ms	AUTO
Reference Level	15.000 dBm	AUTO
Attenuation	25.000 dB	25.000 dB
Detector	RMS	RMS
SweepCount	100	100
Filter	3 dB	3 dB
Trace Mode	Average Power	Average Power
SweepType	Sweep	AUTO
Preamp	off	off

## Pre Measurement 2

Setting	Instrument Value	Target Value
RBW	300.000 Hz	<= 300.000 Hz
VBW	1.000 kHz	>= 900.000 Hz
SweepPoints	540	~ 540
SweepTime	6.322 ms	AUTO
Reference Level	5.000 dBm	AUTO
Attenuation	15.000 dB	5.000 dB
Detector	QuasiPeak	QuasiPeak
SweepCount	1	1
Filter	3 dB	3 dB
Trace Mode	Clear Write	Clear Write
SweepType	FFT	AUTO
Preamp	off	off

## Emissions in restricted frequency bands (Average)(2) (5330 MHz; 30.000 dBm; 20 MHz)

Customized settings.

### Result

DUT Frequency (MHz)	Result
5330.000000	PASS

### Final measurements

Frequency (MHz)	Level Pre Measurement (dBm)	level (dBm)	Limit (dBm)	Margin (dB)	Result
---	---	---	---	---	---

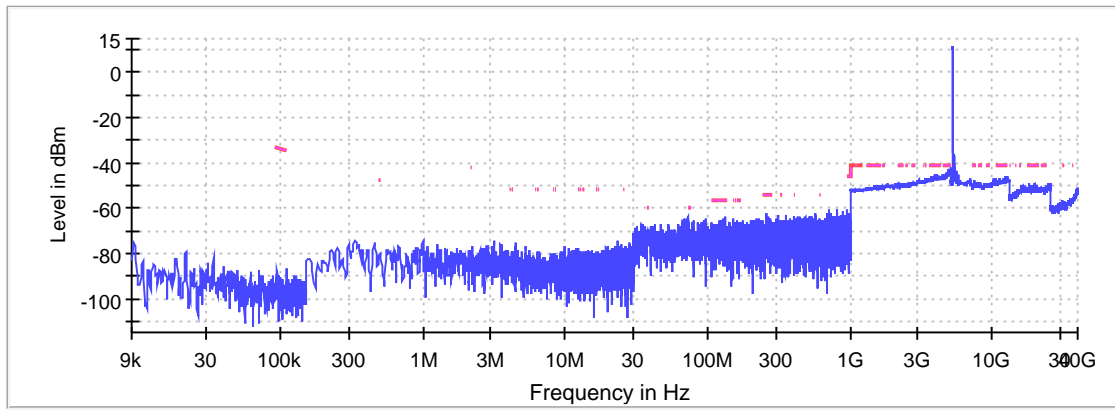
### Pre Measurements

Frequency (MHz)	Level (dBm)	Margin (dB)	Limit (dBm)
5040.250000	-41.7	0.5	-41.2
5423.750000	-41.9	0.7	-41.2
5424.250000	-41.9	0.7	-41.2
5350.000000	-42.6	1.4	-41.2
5039.750000	-42.6	1.4	-41.2
5040.750000	-42.9	1.7	-41.2
4944.250000	-42.9	1.7	-41.2
4944.750000	-43.0	1.8	-41.2
5078.250000	-43.5	2.3	-41.2
4999.250000	-43.5	2.3	-41.2
4953.750000	-43.6	2.4	-41.2
4978.750000	-43.6	2.4	-41.2
5045.750000	-43.6	2.4	-41.2
5052.750000	-43.6	2.4	-41.2
5022.750000	-43.6	2.4	-41.2

### Measurement Settings

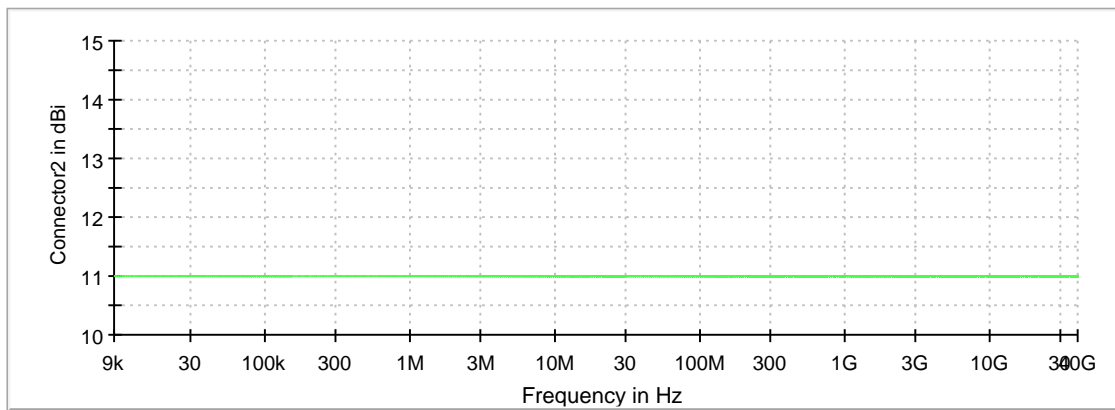
Start Frequency (MHz)	Stop Frequency (MHz)	Pre Measurement	Final Measurement
0.009000	0.090000	2	2
0.090000	0.110000	2	2
0.110000	0.150000	2	2
0.150000	0.490000	2	2
0.490000	30.000000	2	2
30.000000	1000.000000	2	2
1000.000000	5150.000000	1	1
5150.000000	5350.000000	1	1
5350.000000	5470.000000	1	1
5470.000000	13000.000000	1	1
13000.000000	18000.000000	1	1
18000.000000	26000.000000	1	1
26000.000000	40000.000000	1	1

Restricted Band



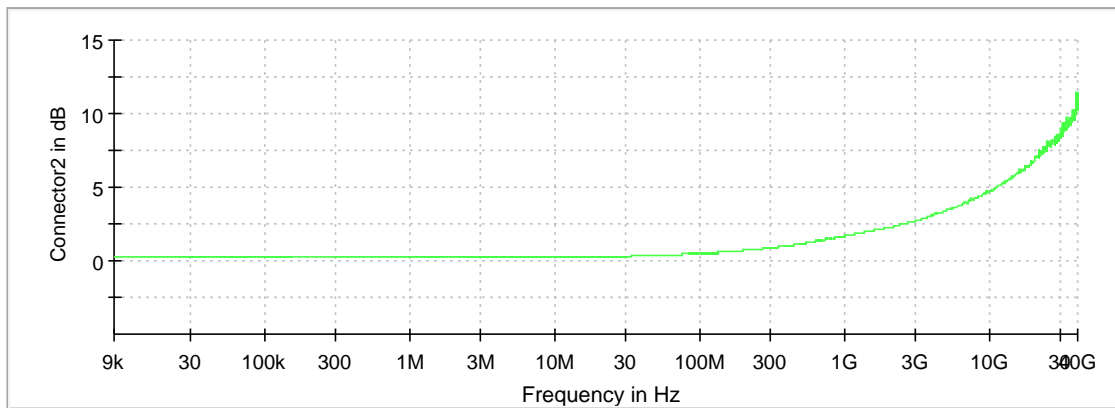
— Limit    - - - Threshold    × Critical    — Sum Level    × Final Critical

Gain



— Connector2

Attenuation



— Connector2

## Emissions in restricted frequency bands (Peak) (5330 MHz; 30.000 dBm; 20 MHz)

Customized settings.

### Result

DUT Frequency (MHz)	Result
5330.000000	PASS

### Final measurements

Frequency (MHz)	Level Pre Measurement (dBm)	level (dBm)	Limit (dBm)	Margin (dB)	Result
---	---	---	---	---	---

### Pre Measurements

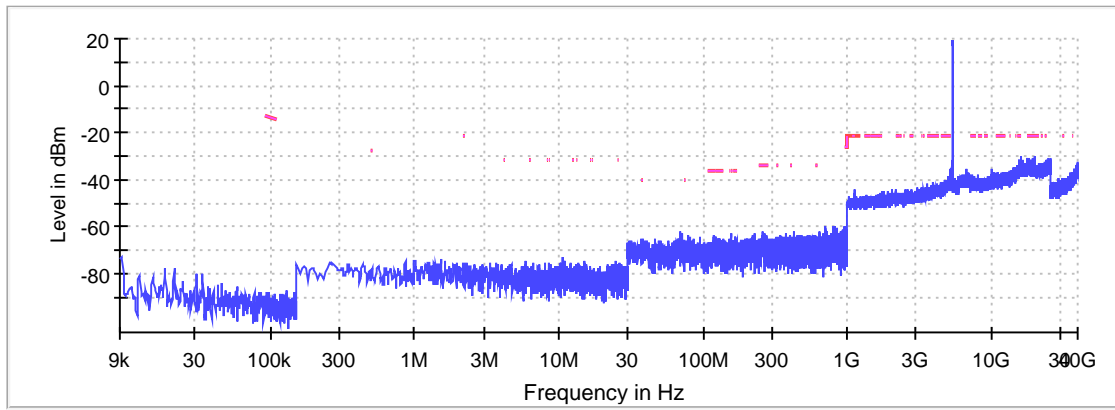
Frequency (MHz)	Level (dBm)	Margin (dB)	Limit (dBm)
20259.250000	-29.9	8.7	-21.2
16157.750000	-30.4	9.2	-21.2
20165.750000	-30.4	9.2	-21.2
19574.750000	-30.4	9.2	-21.2
19903.250000	-30.5	9.3	-21.2
16158.250000	-30.6	9.4	-21.2
17873.750000	-30.8	9.6	-21.2
19901.250000	-30.8	9.6	-21.2
19551.250000	-30.8	9.6	-21.2
19881.750000	-30.9	9.7	-21.2
17888.750000	-30.9	9.7	-21.2
19921.250000	-30.9	9.7	-21.2
19895.750000	-30.9	9.7	-21.2
19866.250000	-31.0	9.8	-21.2
18213.250000	-31.0	9.8	-21.2

### Measurement Settings

Start Frequency (MHz)	Stop Frequency (MHz)	Pre Measurement	Final Measurement
0.009000	0.150000	1	1
0.150000	30.000000	1	1
30.000000	1000.000000	1	1
1000.000000	5150.000000	2	2
5150.000000	5350.000000	2	2
5350.000000	5470.000000	2	2
5470.000000	5850.000000	2	2
5850.000000	18000.000000	2	2
18000.000000	26000.000000	2	2
26000.000000	40000.000000	2	2

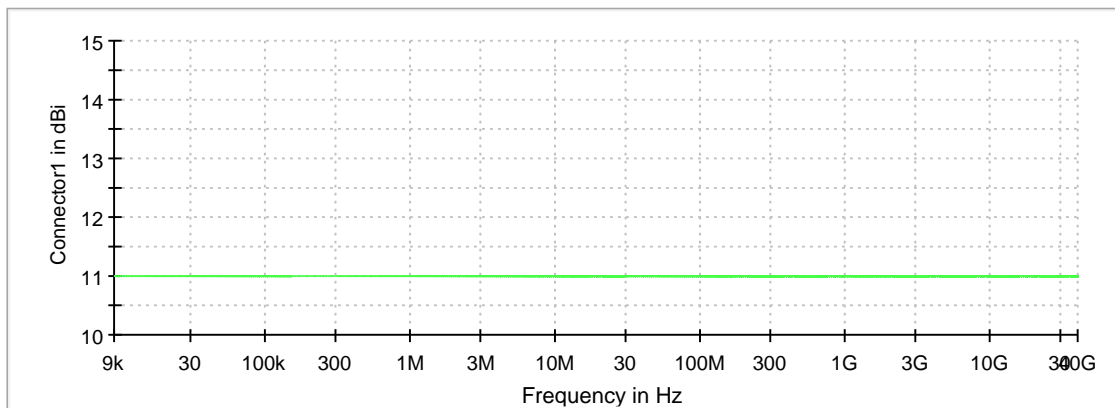


Restricted Band



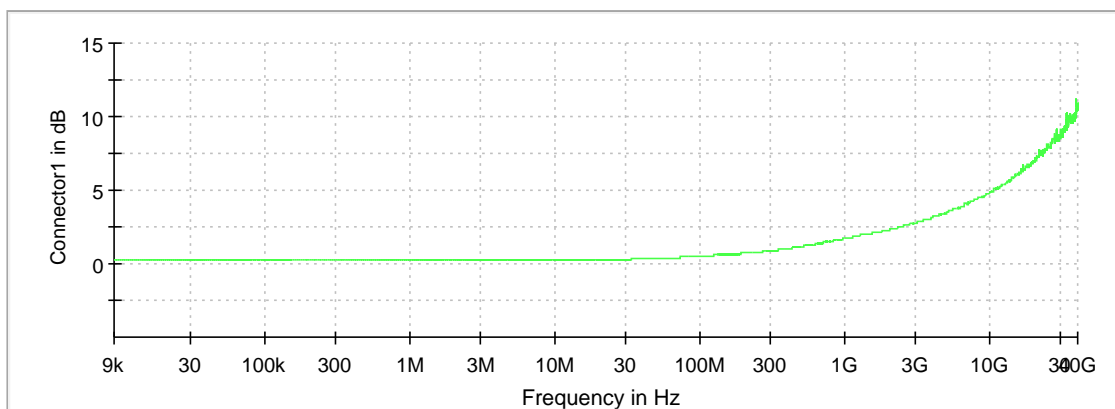
— Limit    - - - Threshold    × Critical    — Sum Level    × Final Critical

Gain



— Connector1

Attenuation



— Connector1

## Emissions in restricted frequency bands (Peak)(2) (5330 MHz; 30.000 dBm; 20 MHz)

Customized settings.

### Result

DUT Frequency (MHz)	Result
5330.000000	PASS

### Final measurements

Frequency (MHz)	Level Pre Measurement (dBm)	level (dBm)	Limit (dBm)	Margin (dB)	Result
---	---	---	---	---	---

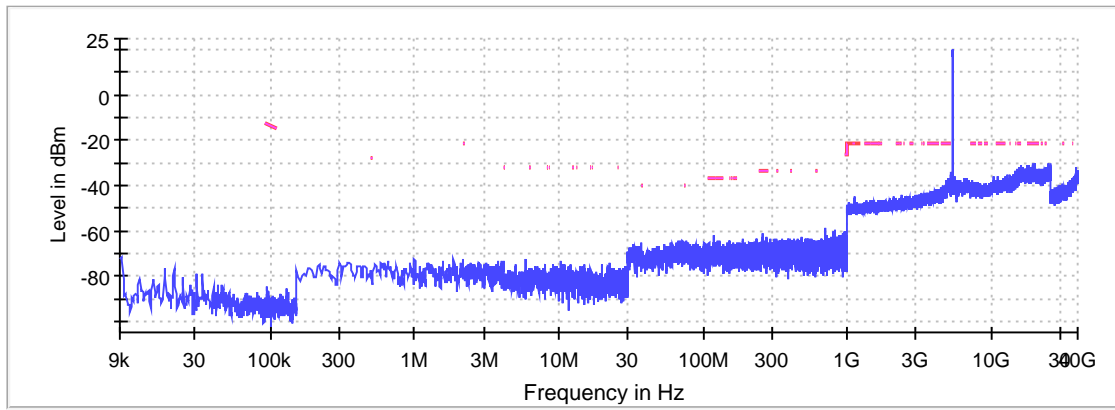
### Pre Measurements

Frequency (MHz)	Level (dBm)	Margin (dB)	Limit (dBm)
19869.750000	-29.9	8.7	-21.2
19898.250000	-30.2	9.0	-21.2
19904.250000	-30.5	9.3	-21.2
19562.250000	-30.5	9.3	-21.2
19883.250000	-30.7	9.5	-21.2
18204.250000	-30.8	9.6	-21.2
19513.250000	-30.8	9.6	-21.2
19862.250000	-30.9	9.7	-21.2
17875.750000	-31.1	9.9	-21.2
16175.250000	-31.1	9.9	-21.2
19524.250000	-31.2	10.0	-21.2
19523.750000	-31.2	10.0	-21.2
17906.750000	-31.2	10.0	-21.2
20199.750000	-31.3	10.1	-21.2
19580.250000	-31.3	10.1	-21.2

### Measurement Settings

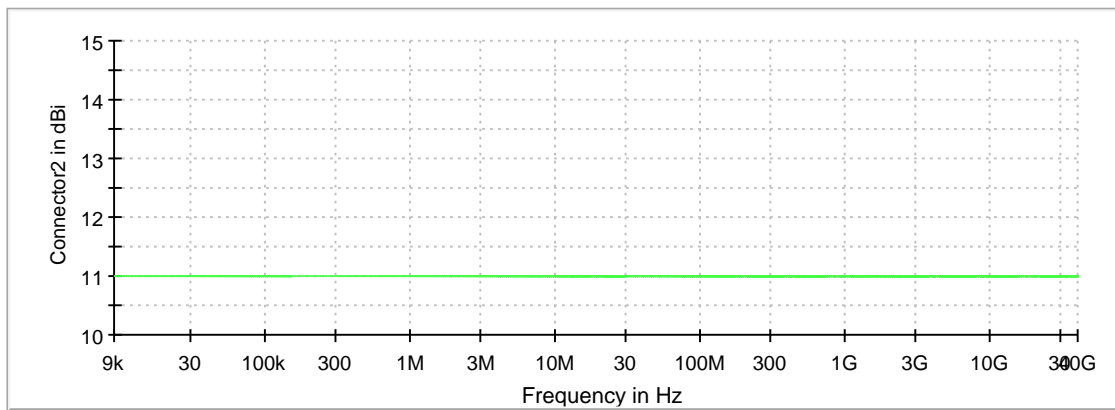
Start Frequency (MHz)	Stop Frequency (MHz)	Pre Measurement	Final Measurement
0.009000	0.150000	1	1
0.150000	30.000000	1	1
30.000000	1000.000000	1	1
1000.000000	5150.000000	2	2
5150.000000	5350.000000	2	2
5350.000000	5470.000000	2	2
5470.000000	5850.000000	2	2
5850.000000	18000.000000	2	2
18000.000000	26000.000000	2	2
26000.000000	40000.000000	2	2

Restricted Band



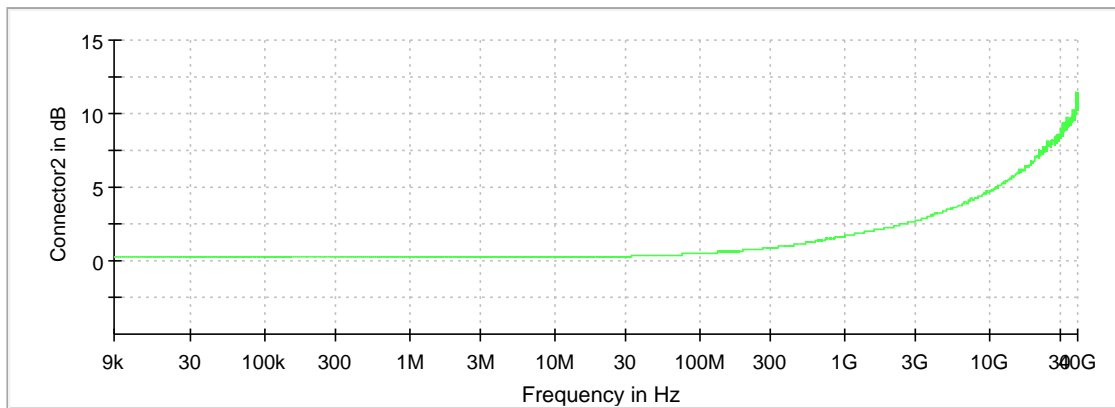
— Limit    - - - - Threshold    × Critical    — Sum Level    × Final Critical

Gain



— Connector2

Attenuation



— Connector2

## Tx Spurious Emission (5270 MHz; 30.000 dBm; 40 MHz)

Customized settings.

### Result

DUT Frequency (MHz)	Result
5270.000000	PASS

### Final measurements

Frequency (MHz)	Level Pre Measurement (dBm)	level (dBm)	Limit (dBm)	Margin (dB)	Result
---	---	---	---	---	---

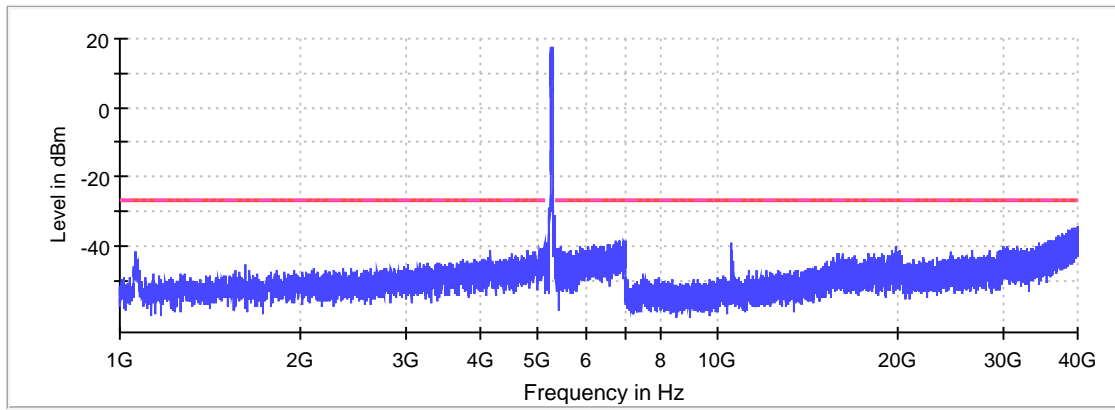
### Pre Measurements

Frequency (MHz)	Level (dBm)	Margin (dB)	Limit (dBm)
39934.250000	-34.1	7.1	-27.0
39305.250000	-34.5	7.5	-27.0
39463.750000	-34.5	7.5	-27.0
39844.750000	-34.6	7.6	-27.0
39182.750000	-34.6	7.6	-27.0
39712.250000	-34.7	7.7	-27.0
39564.250000	-35.0	8.0	-27.0
39501.250000	-35.0	8.0	-27.0
39512.750000	-35.0	8.0	-27.0
39501.750000	-35.1	8.1	-27.0
39874.250000	-35.1	8.1	-27.0
39829.750000	-35.1	8.1	-27.0
39870.750000	-35.2	8.2	-27.0
39302.250000	-35.2	8.2	-27.0
39683.750000	-35.3	8.3	-27.0

### Measurement Settings

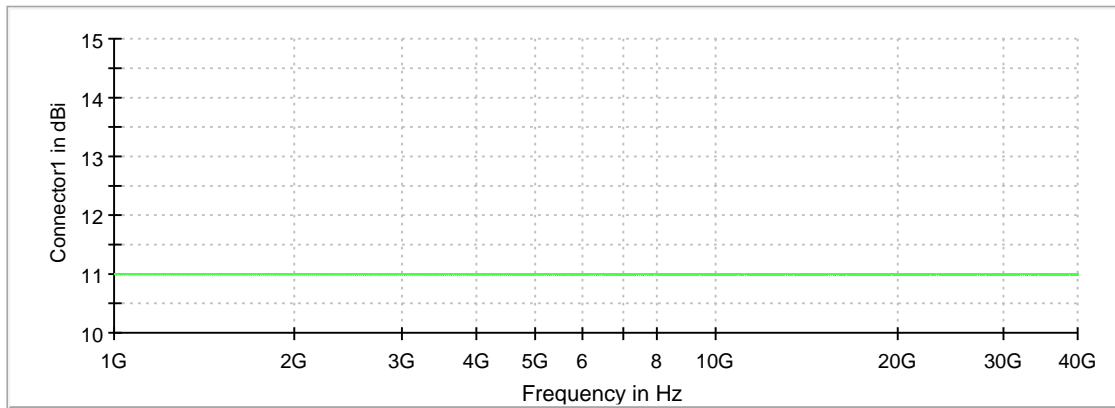
Start Frequency (MHz)	Stop Frequency (MHz)	Pre Measurement	Final Measurement
1000.000000	5150.000000	2	2
5150.000000	5250.000000	2	2
5250.000000	5350.000000	2	2
5350.000000	5470.000000	2	2
5470.000000	5725.000000	2	2
5725.000000	5850.000000	2	2
5850.000000	7000.000000	2	2
7000.000000	18000.000000	2	2
18000.000000	26000.000000	2	2
26000.000000	40000.000000	2	2

Spurious



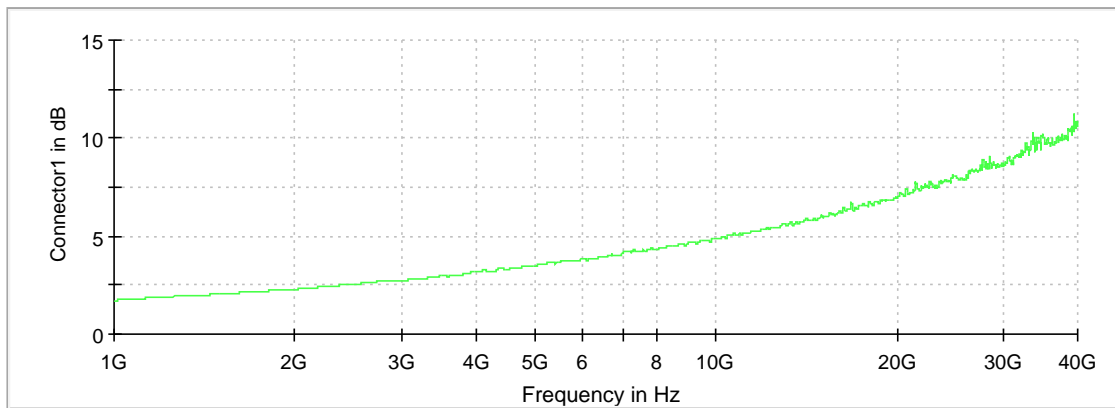
— Limit    - - - Threshold    × Critical    — Sum Level    × Final Critical

Gain



— Connector1

Attenuation



— Connector1

## Tx Spurious Emission(2) (5270 MHz; 30.000 dBm; 40 MHz)

Customized settings.

### Result

DUT Frequency (MHz)	Result
5270.000000	PASS

### Final measurements

Frequency (MHz)	Level Pre Measurement (dBm)	level (dBm)	Limit (dBm)	Margin (dB)	Result
---	---	---	---	---	---

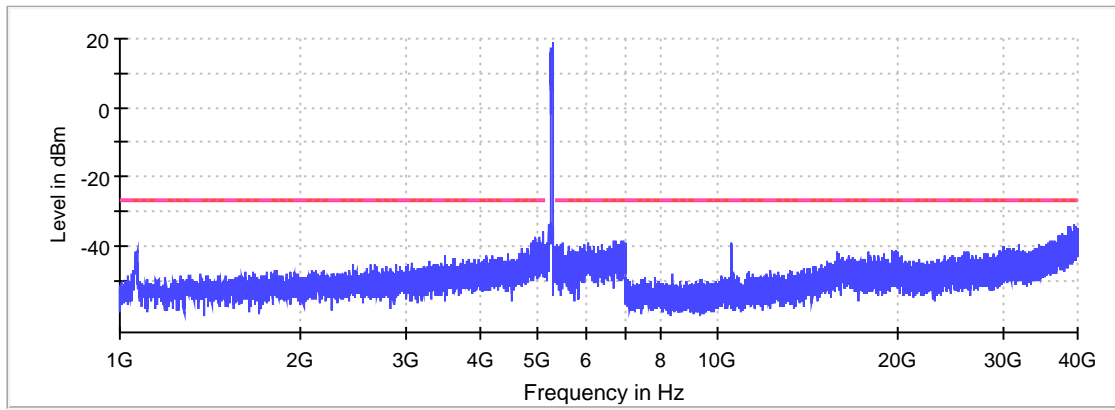
### Pre Measurements

Frequency (MHz)	Level (dBm)	Margin (dB)	Limit (dBm)
39363.750000	-33.9	6.9	-27.0
38501.250000	-34.1	7.1	-27.0
39800.250000	-34.3	7.3	-27.0
38841.250000	-34.4	7.4	-27.0
39909.750000	-34.7	7.7	-27.0
39655.250000	-34.7	7.7	-27.0
39669.750000	-34.8	7.8	-27.0
38838.250000	-34.9	7.9	-27.0
39910.250000	-34.9	7.9	-27.0
39972.750000	-35.0	8.0	-27.0
38799.750000	-35.0	8.0	-27.0
39789.750000	-35.1	8.1	-27.0
39893.250000	-35.2	8.2	-27.0
39670.750000	-35.2	8.2	-27.0
39295.750000	-35.2	8.2	-27.0

### Measurement Settings

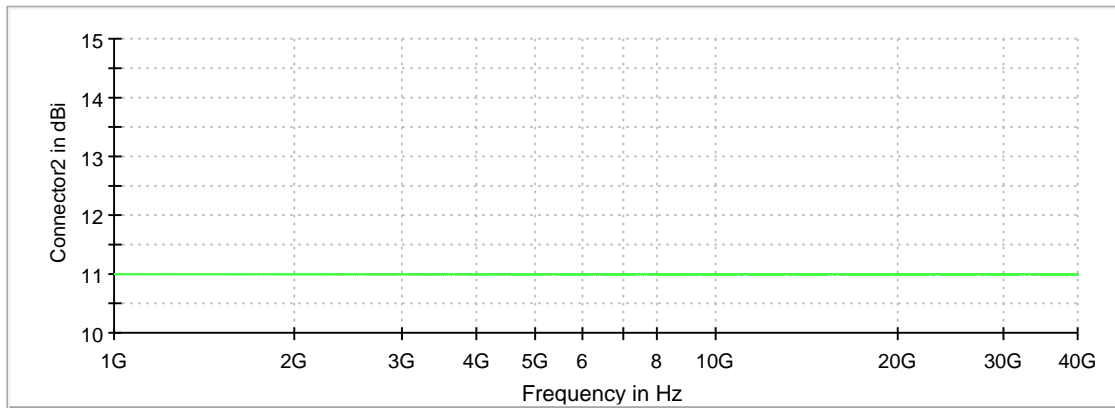
Start Frequency (MHz)	Stop Frequency (MHz)	Pre Measurement	Final Measurement
1000.000000	5150.000000	2	2
5150.000000	5250.000000	2	2
5250.000000	5350.000000	2	2
5350.000000	5470.000000	2	2
5470.000000	5725.000000	2	2
5725.000000	5850.000000	2	2
5850.000000	7000.000000	2	2
7000.000000	18000.000000	2	2
18000.000000	26000.000000	2	2
26000.000000	40000.000000	2	2

Spurious



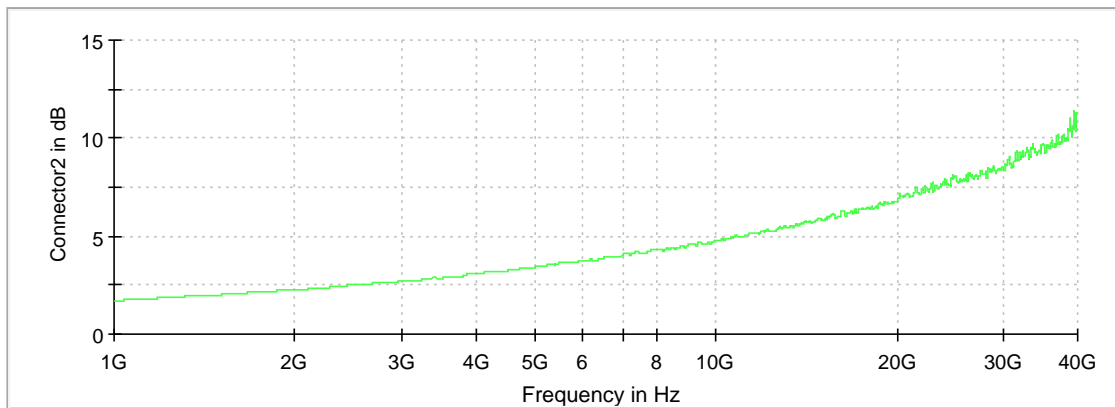
— Limit    - - - Threshold    × Critical    — Sum Level    × Final Critical

Gain



— Connector2

Attenuation



— Connector2

## Emissions in restricted frequency bands (Average) (5270 MHz; 30.000 dBm; 40 MHz)

Customized settings.

### Result

DUT Frequency (MHz)	Result
5270.000000	PASS

### Final measurements

Frequency (MHz)	Level Pre Measurement (dBm)	level (dBm)	Limit (dBm)	Margin (dB)	Result
---	---	---	---	---	---

### Pre Measurements

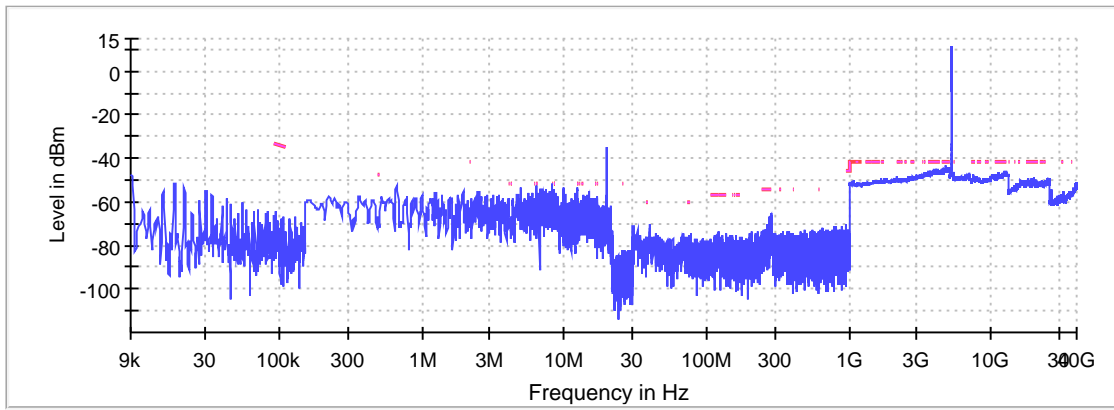
Frequency (MHz)	Level (dBm)	Margin (dB)	Limit (dBm)
4817.250000	-43.5	2.3	-41.2
5120.750000	-43.9	2.7	-41.2
5119.750000	-44.0	2.8	-41.2
5136.250000	-44.1	2.9	-41.2
5132.250000	-44.1	2.9	-41.2
5139.250000	-44.1	2.9	-41.2
5082.750000	-44.2	3.0	-41.2
5135.750000	-44.3	3.1	-41.2
5120.250000	-44.3	3.1	-41.2
5088.250000	-44.3	3.1	-41.2
5123.750000	-44.3	3.1	-41.2
5130.250000	-44.3	3.1	-41.2
5086.250000	-44.3	3.1	-41.2
4816.750000	-44.4	3.2	-41.2
5147.250000	-44.4	3.2	-41.2

### Measurement Settings

Start Frequency (MHz)	Stop Frequency (MHz)	Pre Measurement	Final Measurement
0.009000	0.090000	2	2
0.090000	0.110000	2	2
0.110000	0.150000	2	2
0.150000	0.490000	2	2
0.490000	30.000000	2	2
30.000000	1000.000000	2	2
1000.000000	5150.000000	1	1
5150.000000	5350.000000	1	1
5350.000000	5470.000000	1	1
5470.000000	13000.000000	1	1
13000.000000	18000.000000	1	1
18000.000000	26000.000000	1	1
26000.000000	40000.000000	1	1

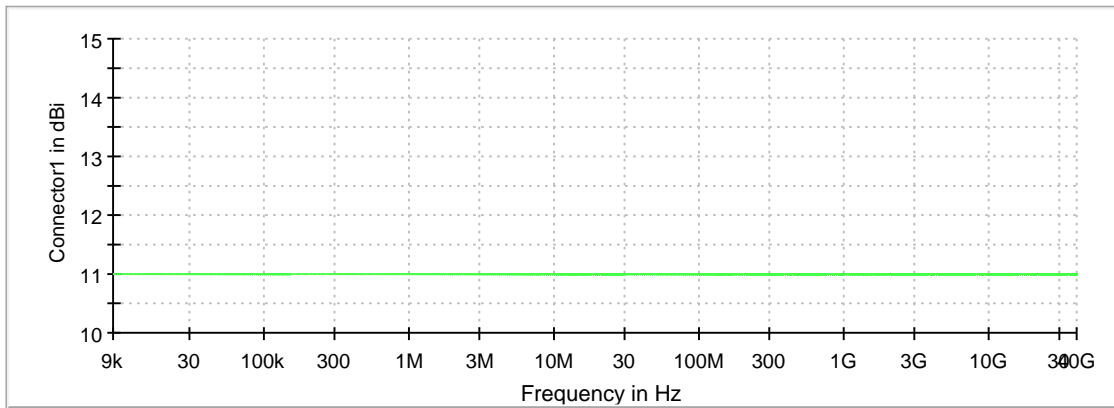


Restricted Band



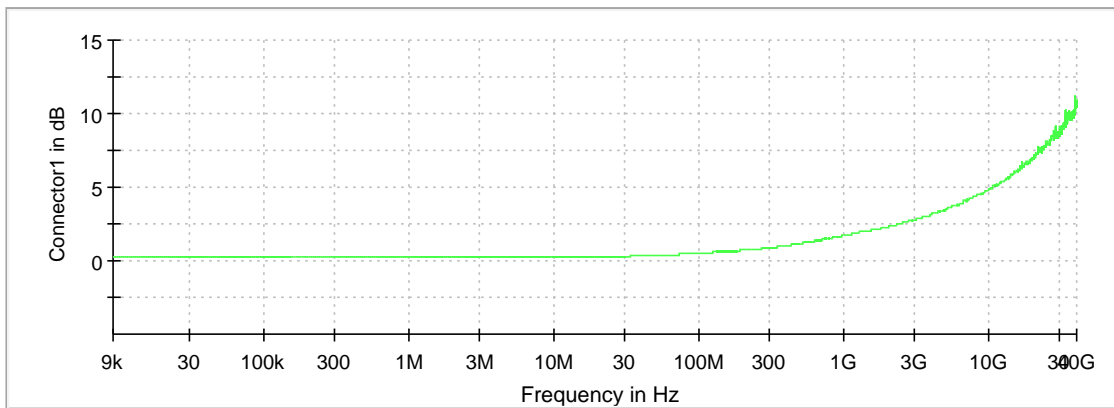
— Limit    - - - Threshold    × Critical    — Sum Level    × Final Critical

Gain



— Connector1

Attenuation



— Connector1