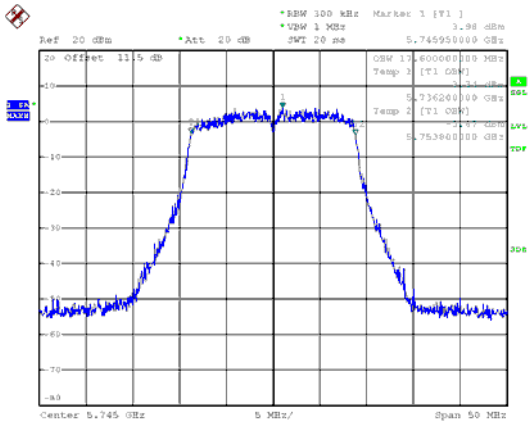
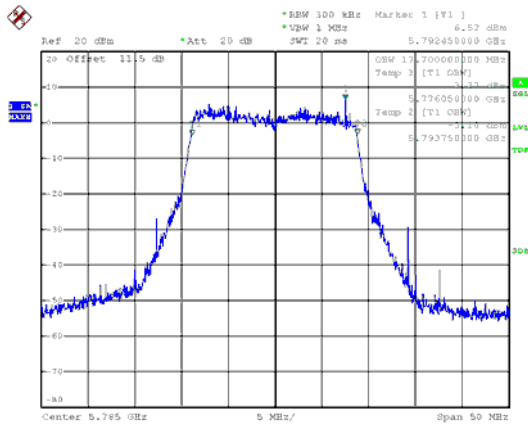




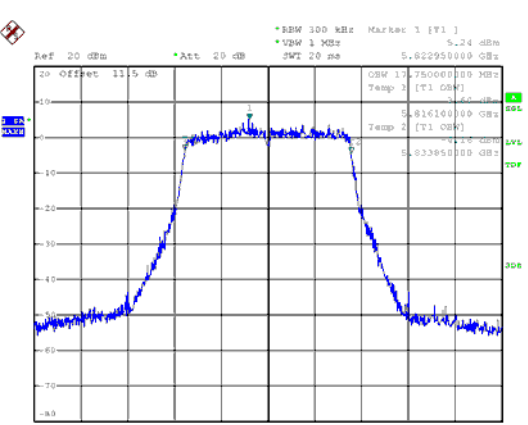
ANT C
Modulation Type: 802.11ac, VHT20 (6.5Mbps)
CH149



CH157

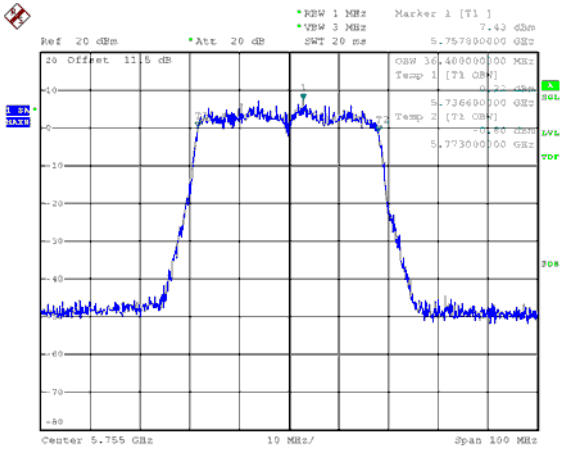


CH165

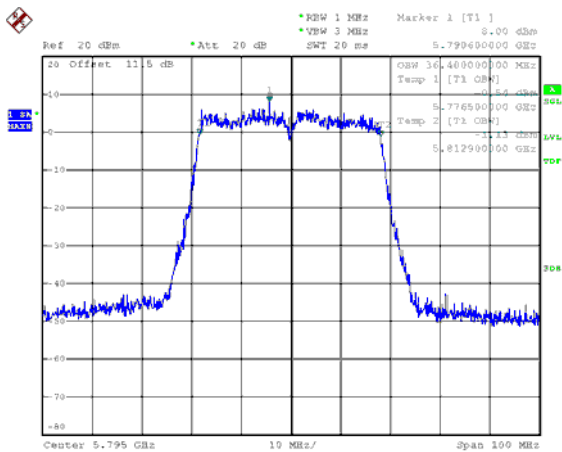




ANT C
Modulation Type: 802.11ac, VHT40 (13.5Mbps)
CH151

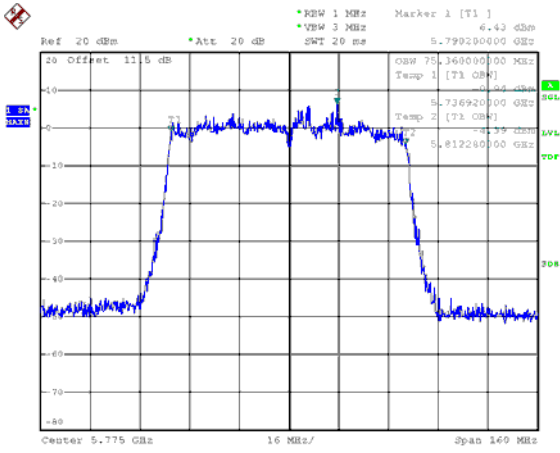


CH159



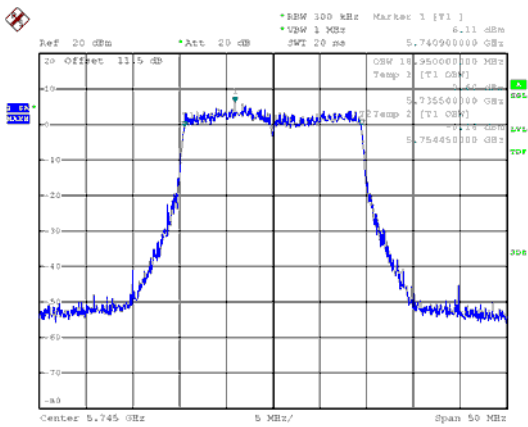


ANT C
Modulation Type: 802.11ac, VHT80 (29.3Mbps)
CH155

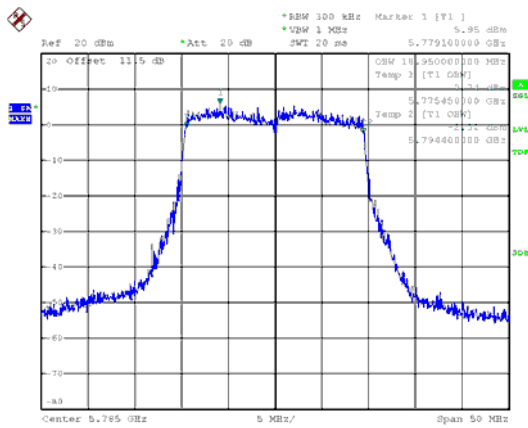




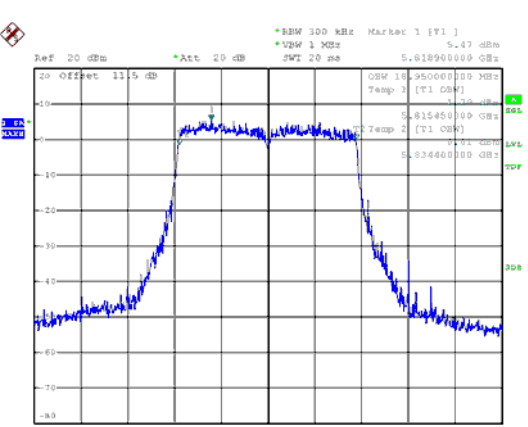
ANT C
Modulation Type: 802.11ax HE20 (7.3Mbps)
CH149



CH157

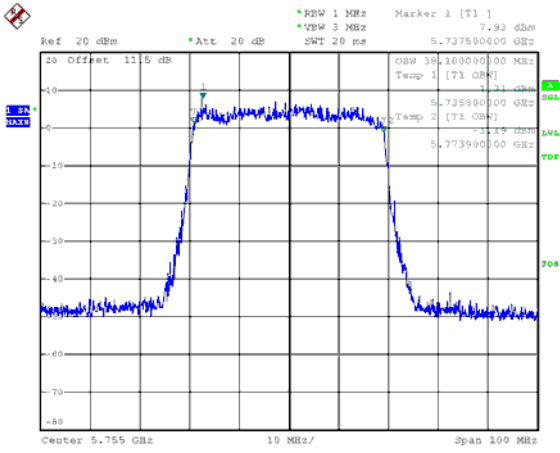


CH165

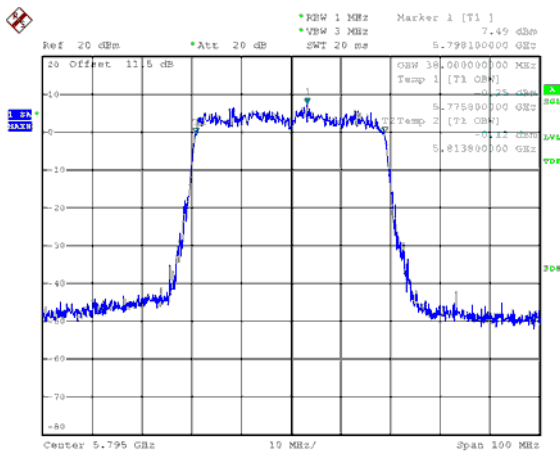




ANT C
Modulation Type: 802.11ax HE40 (14.6Mbps)
CH151

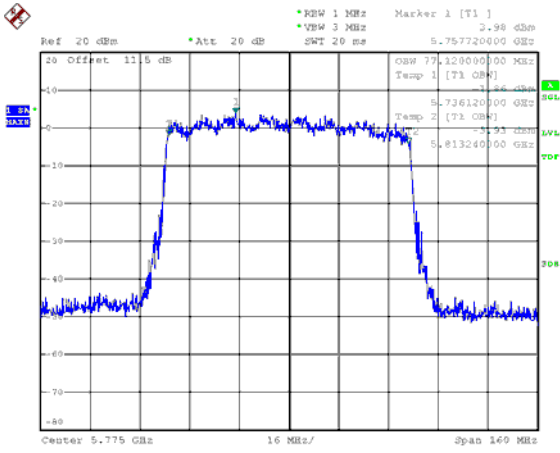


CH159



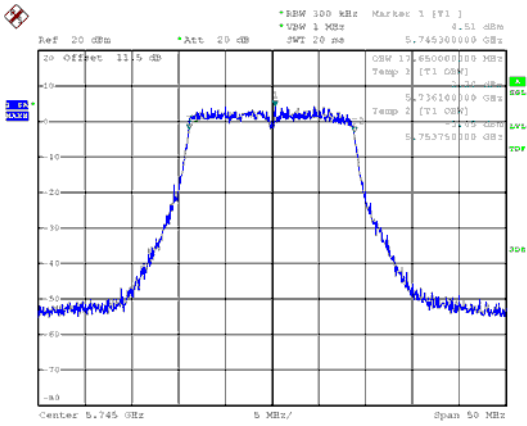


ANT C
Modulation Type: 802.11ax HE80 (30.6Mbps)
CH155

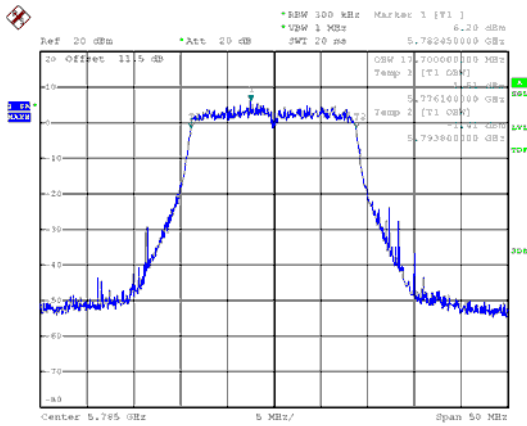




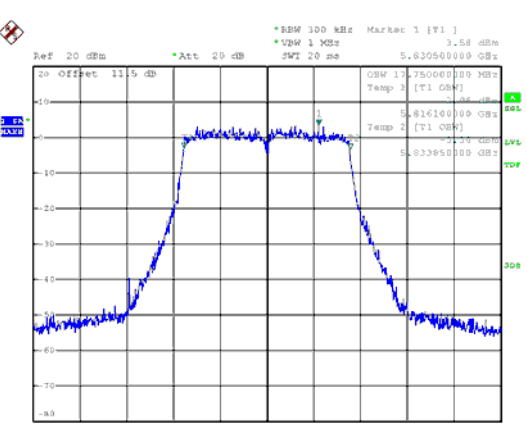
ANT D
Modulation Type: 802.11ac, VHT20 (6.5Mbps)
CH149



CH157

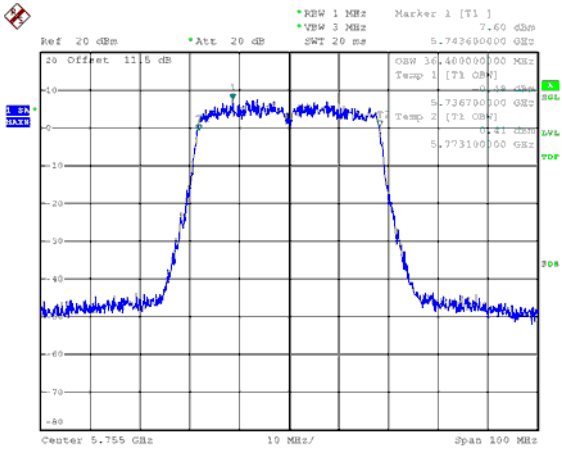


CH165

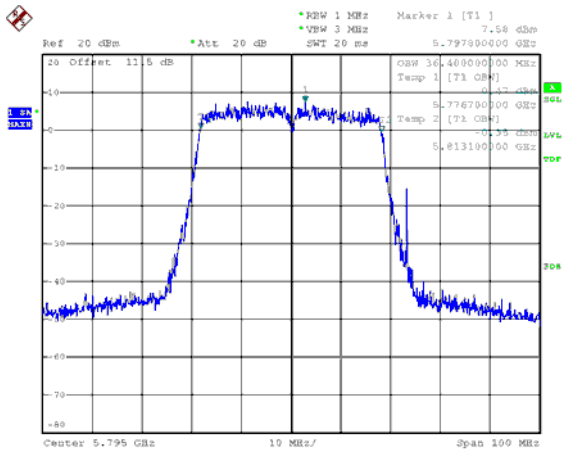




ANT D
Modulation Type: 802.11ac, VHT40 (13.5Mbps)
CH151

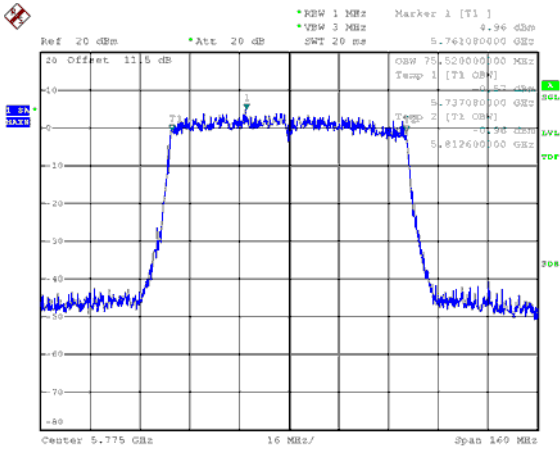


CH159



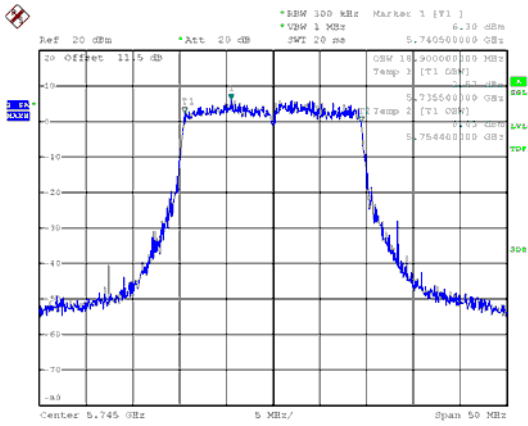


ANT D
Modulation Type: 802.11ac, VHT80 (29.3Mbps)
CH155

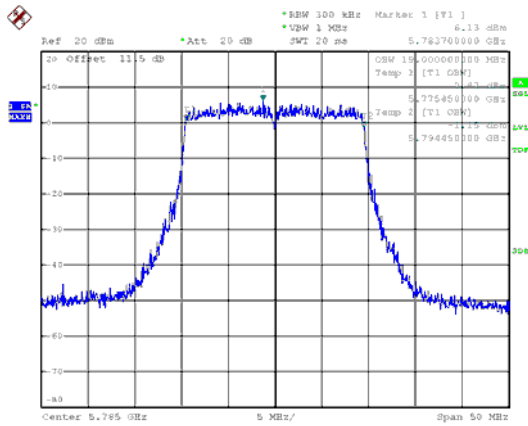




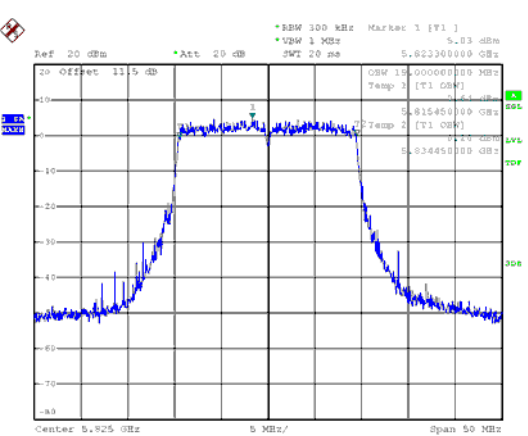
ANT D
Modulation Type: 802.11ax HE20 (7.3Mbps)
CH149



CH157

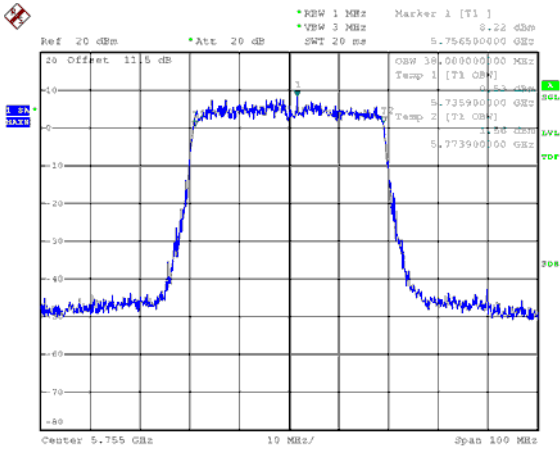


CH165

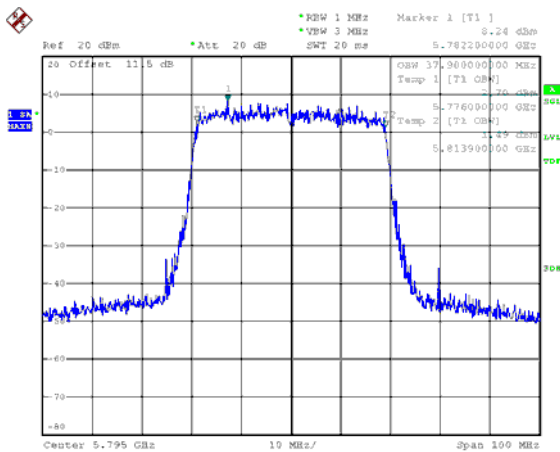




ANT D
Modulation Type: 802.11ax HE40 (14.6Mbps)
CH151

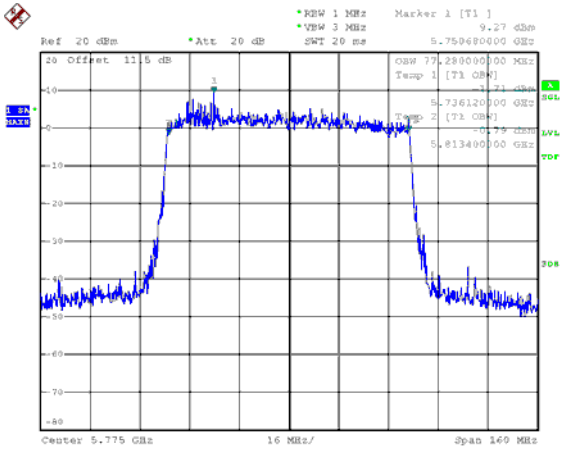


CH159



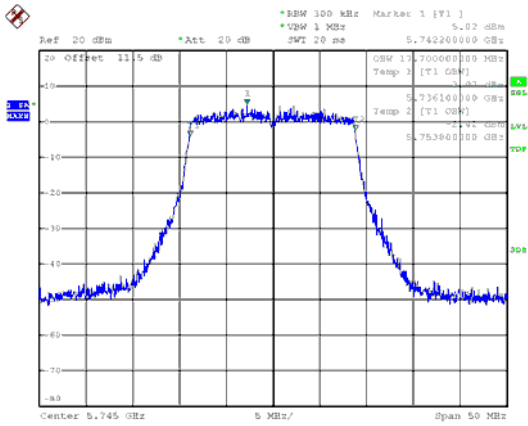


ANT D
Modulation Type: 802.11ax HE80 (30.6Mbps)
CH155

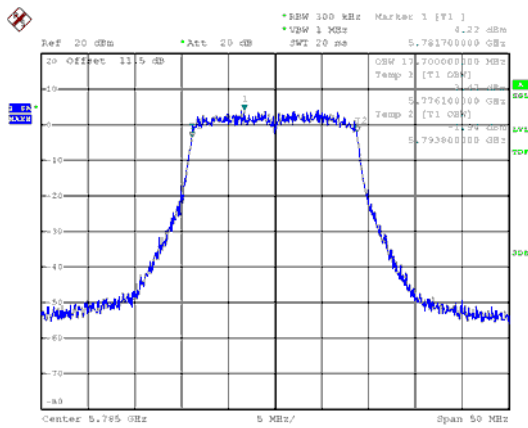




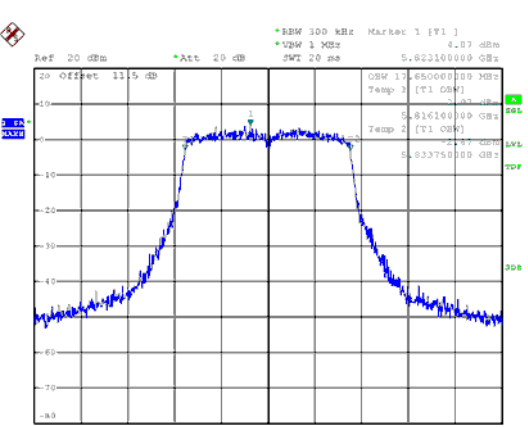
ANT E
Modulation Type: 802.11ac, VHT20 (6.5Mbps)
CH149



CH157

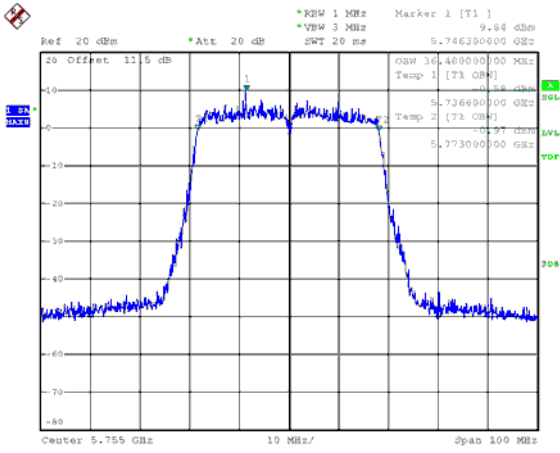


CH165

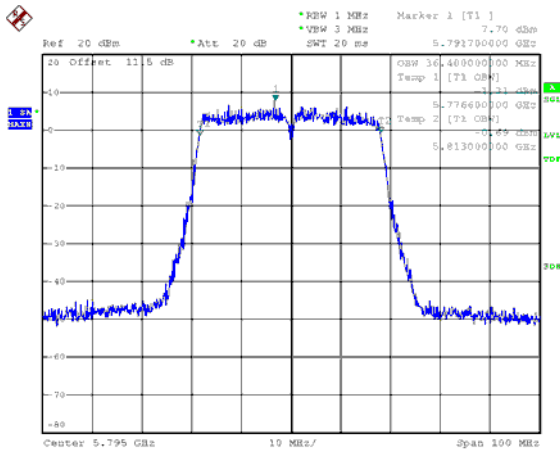




ANT E
Modulation Type: 802.11ac, VHT40 (13.5Mbps)
CH151

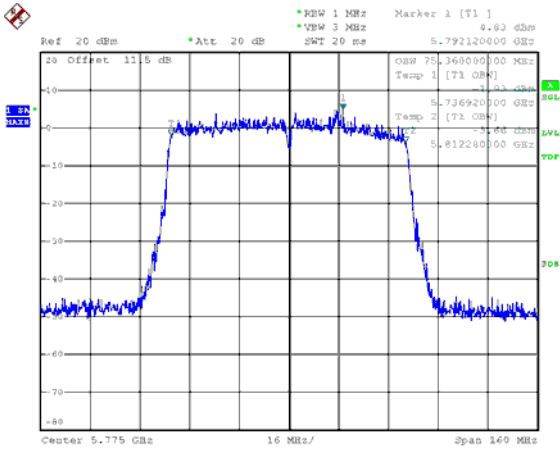


CH159



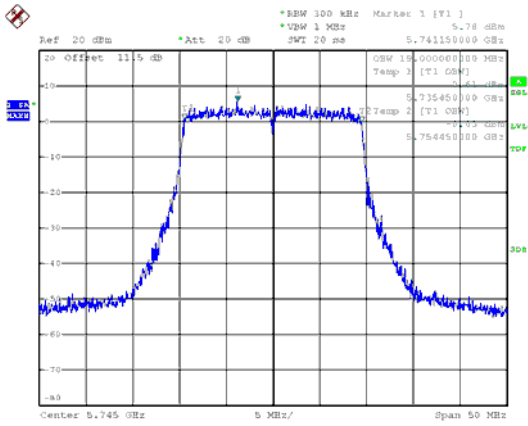


ANT E
Modulation Type: 802.11ac, VHT80 (29.3Mbps)
CH155

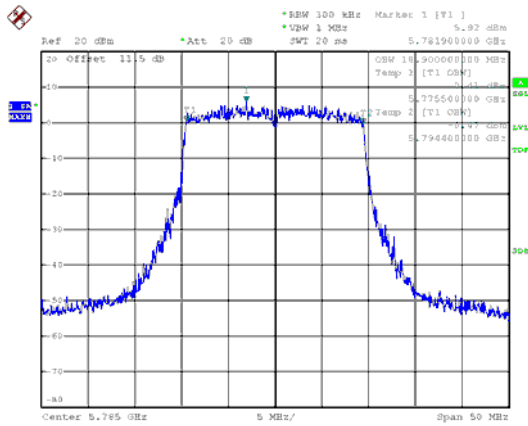




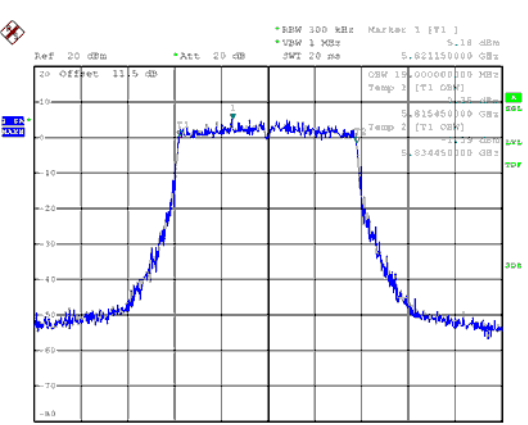
ANT E
Modulation Type: 802.11ax HE20 (7.3Mbps)
CH149



CH157

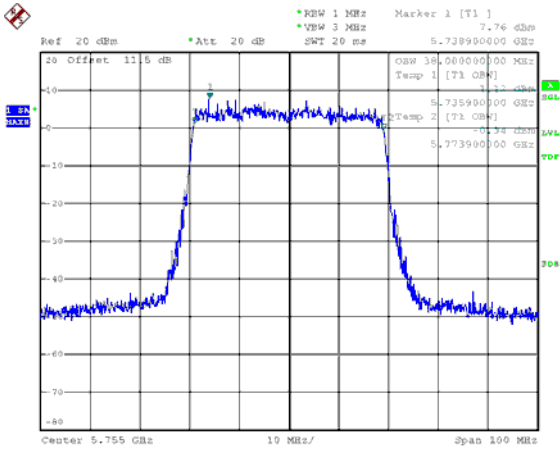


CH165

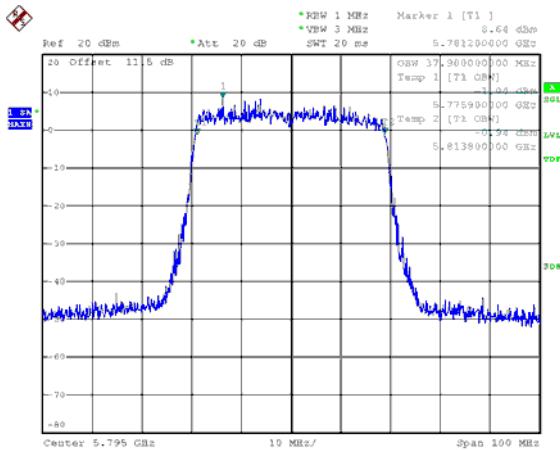




ANT E
Modulation Type: 802.11ax HE40 (14.6Mbps)
CH151

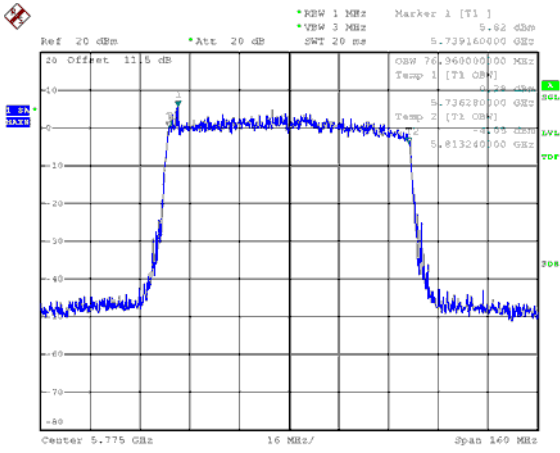


CH159



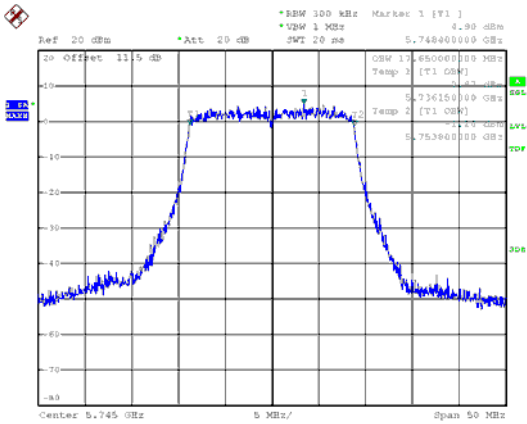


ANT E
Modulation Type: 802.11ax HE80 (30.6Mbps)
CH155

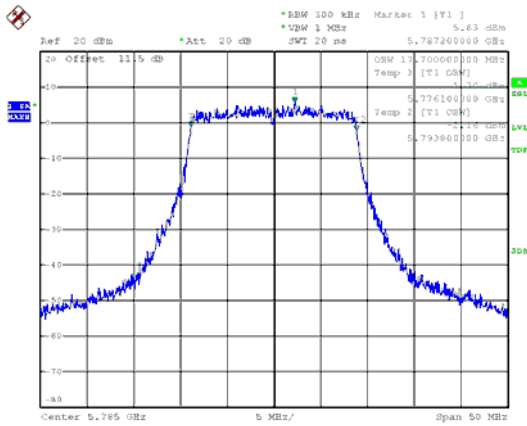




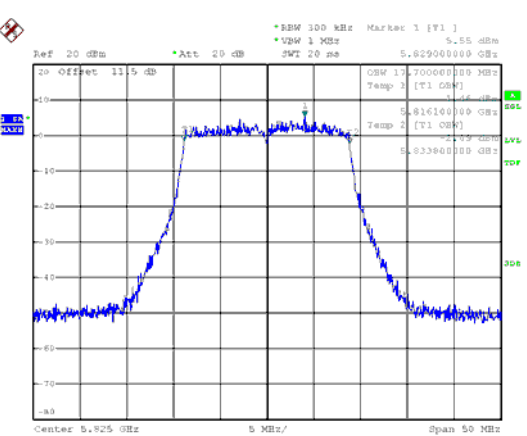
ANT F
Modulation Type: 802.11ac, VHT20 (6.5Mbps)
CH149



CH157

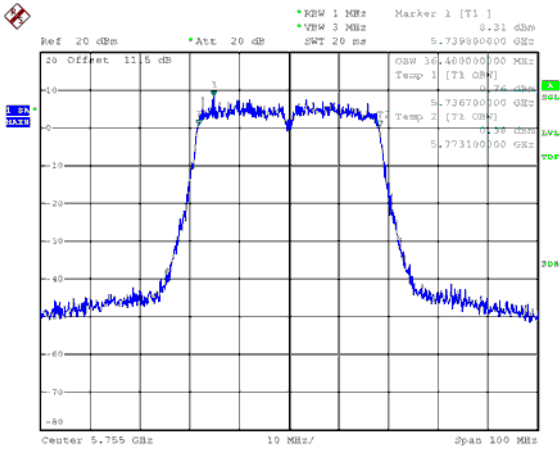


CH165

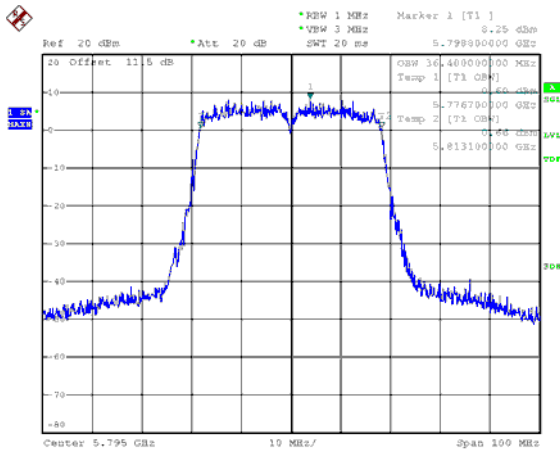




ANT F
Modulation Type: 802.11ac, VHT40 (13.5Mbps)
CH151

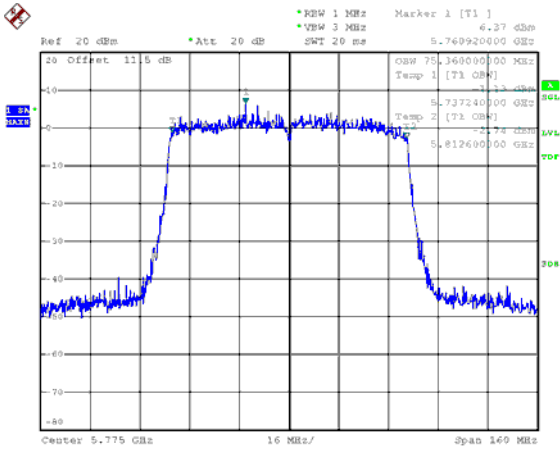


CH159



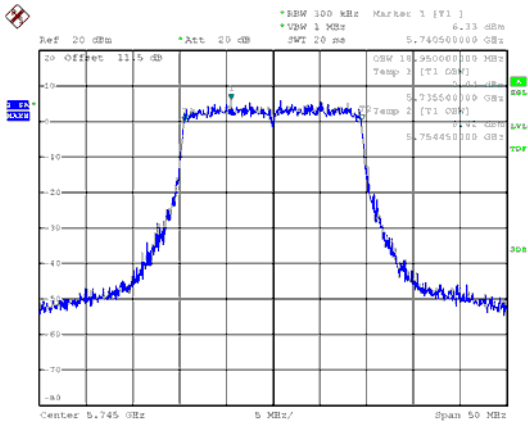


ANT F
Modulation Type: 802.11ac, VHT80 (29.3Mbps)
CH155

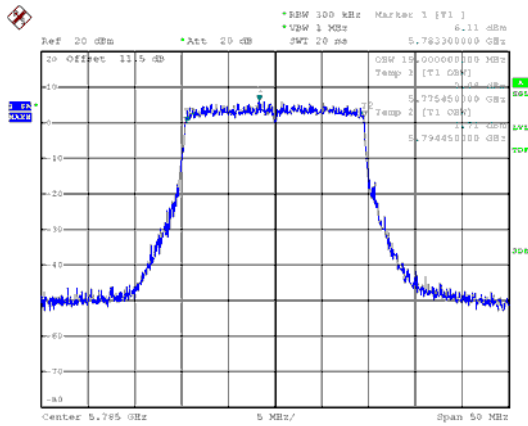




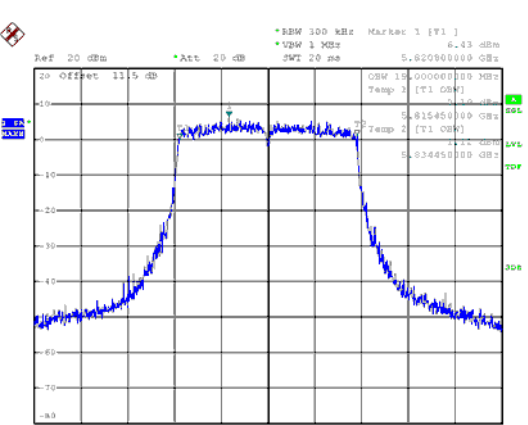
ANT F
Modulation Type: 802.11ax HE20 (7.3Mbps)
CH149



CH157

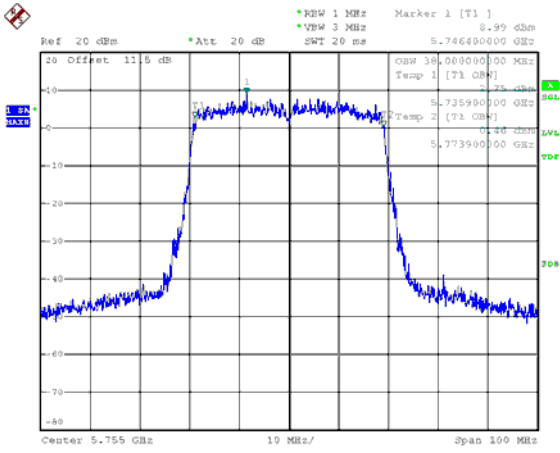


CH165

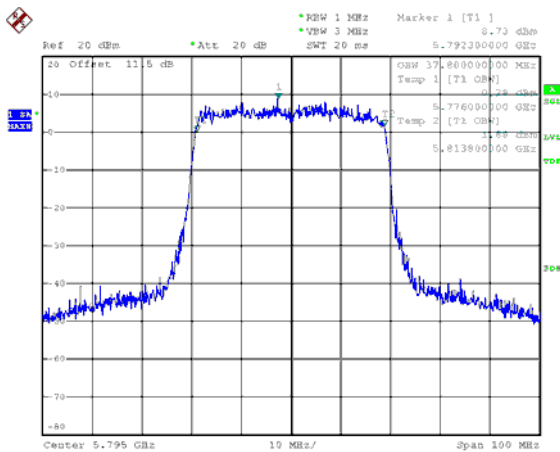




ANT F
Modulation Type: 802.11ax HE40 (14.6Mbps)
CH151

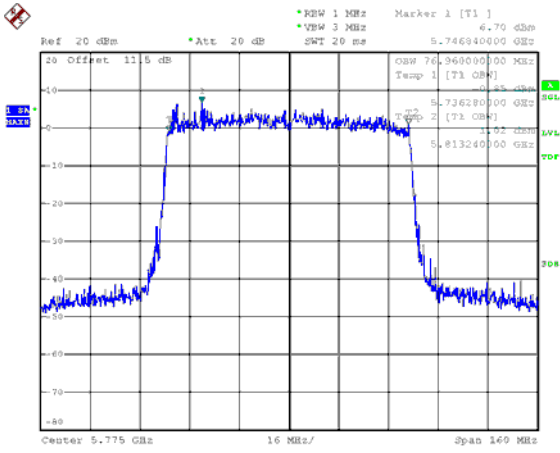


CH159



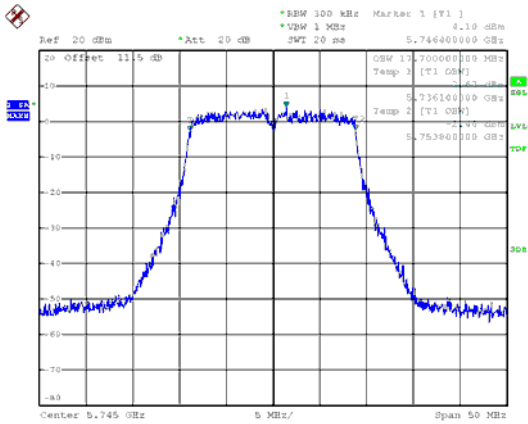


ANT F
Modulation Type: 802.11ax HE80 (30.6Mbps)
CH155

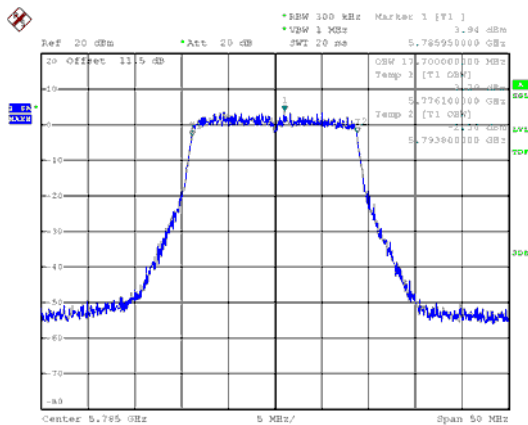




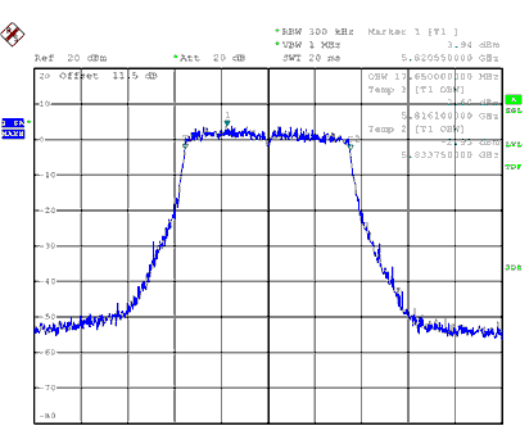
ANT G
Modulation Type: 802.11ac, VHT20 (6.5Mbps)
CH149



CH157

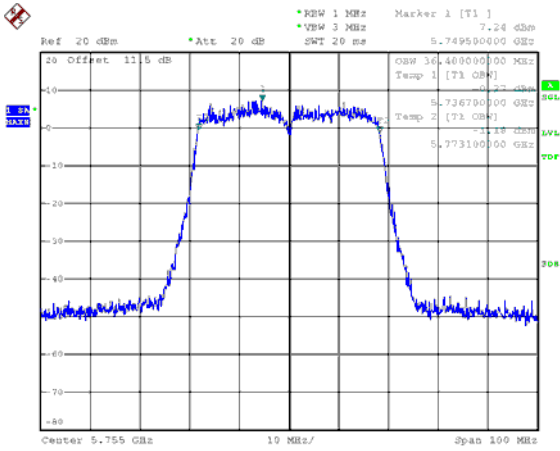


CH165

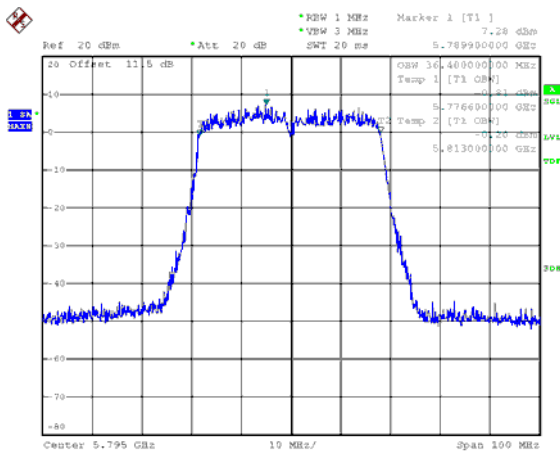




ANT G
Modulation Type: 802.11ac, VHT40 (13.5Mbps)
CH151

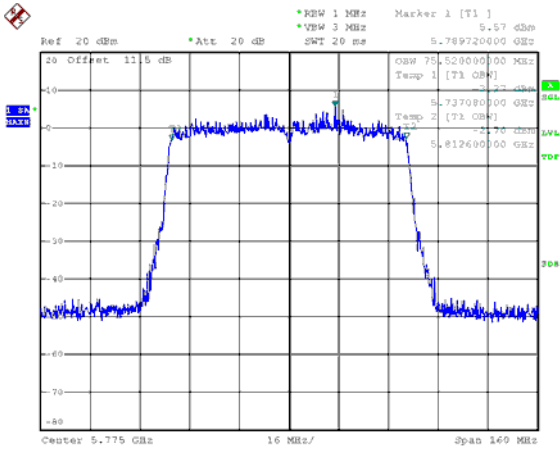


CH159



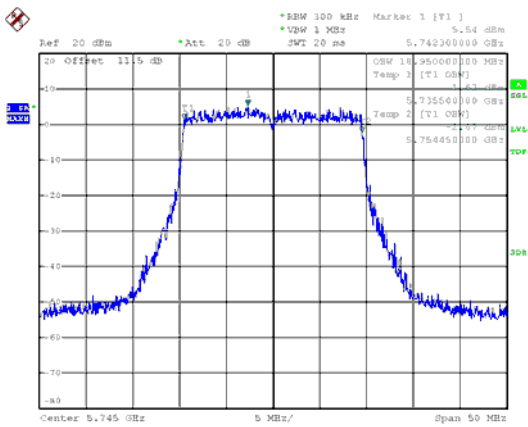


ANT G
Modulation Type: 802.11ac, VHT80 (29.3Mbps)
CH155

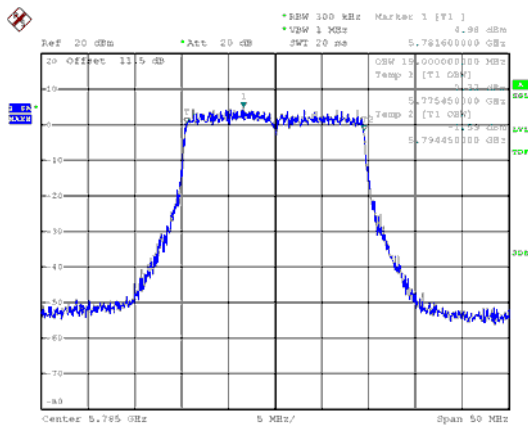




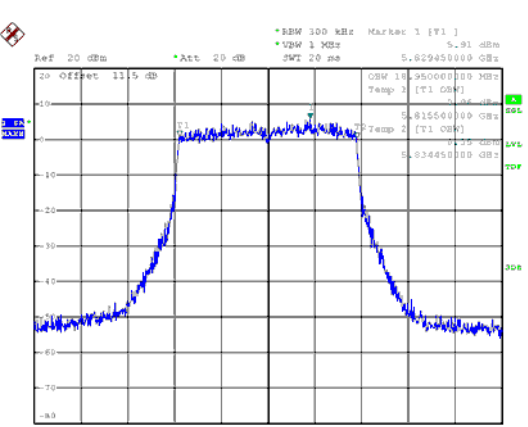
ANT G
Modulation Type: 802.11ax HE20 (7.3Mbps)
CH149



CH157

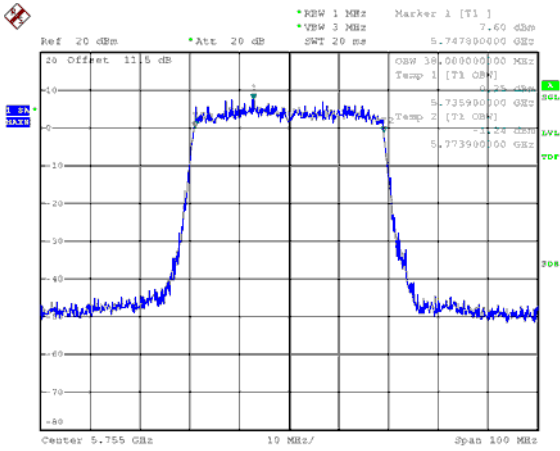


CH165

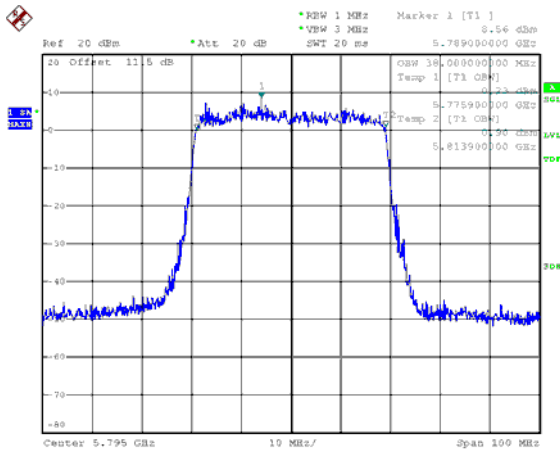




ANT G
Modulation Type: 802.11ax HE40 (14.6Mbps)
CH151

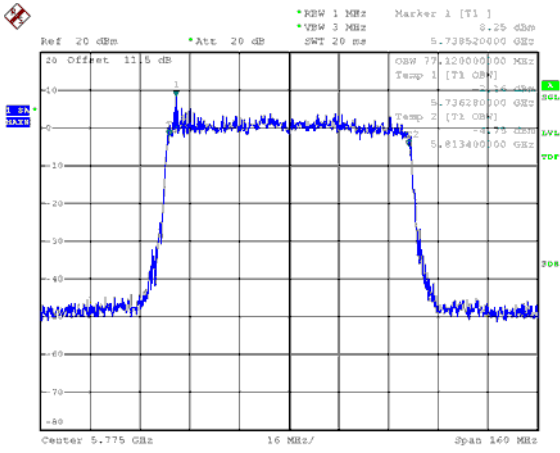


CH159



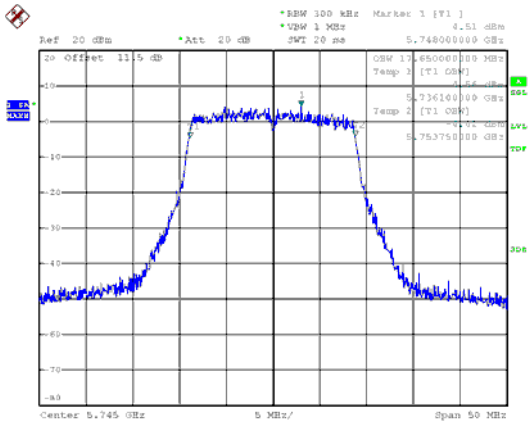


ANT G
Modulation Type: 802.11ax HE80 (30.6Mbps)
CH155

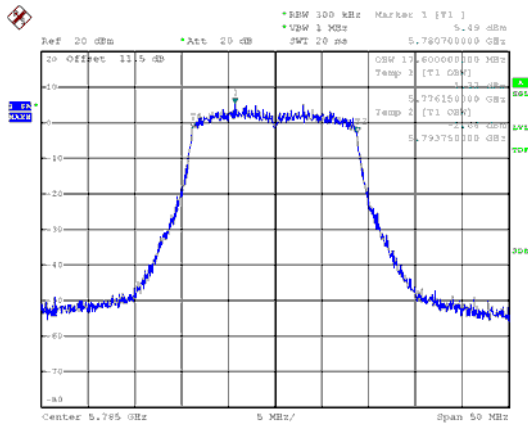




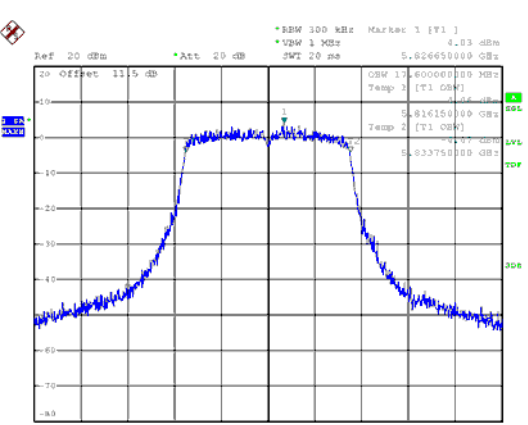
ANT H
Modulation Type: 802.11ac, VHT20 (6.5Mbps)
CH149



CH157

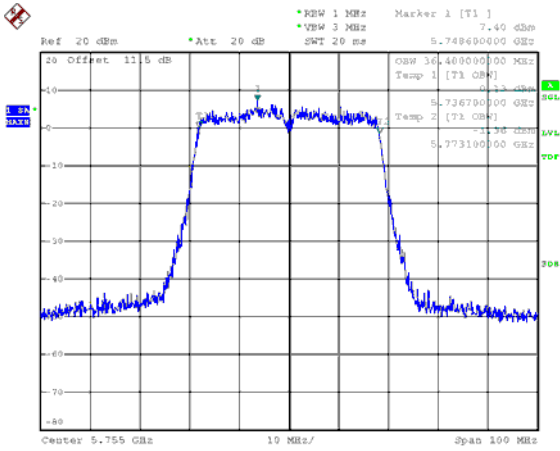


CH165

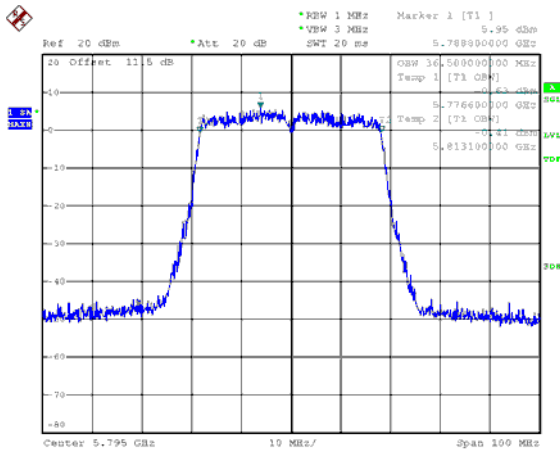




ANT H
Modulation Type: 802.11ac, VHT40 (13.5Mbps)
CH151

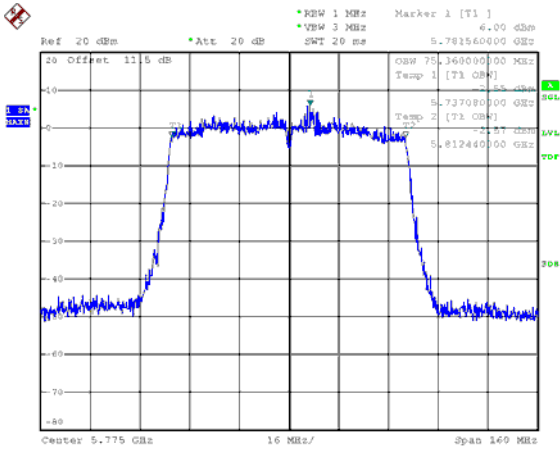


CH159



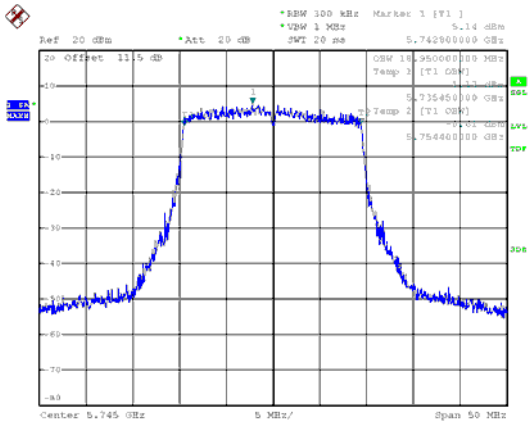


ANT H
Modulation Type: 802.11ac, VHT80 (29.3Mbps)
CH155

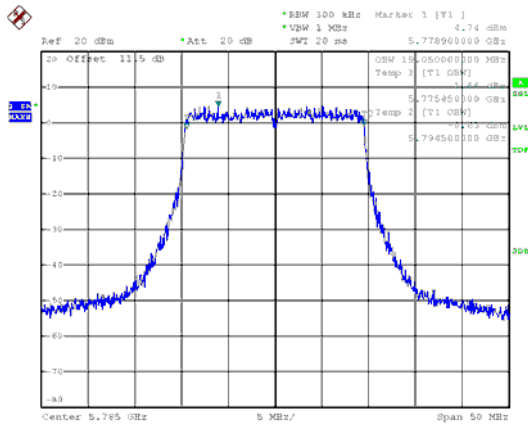




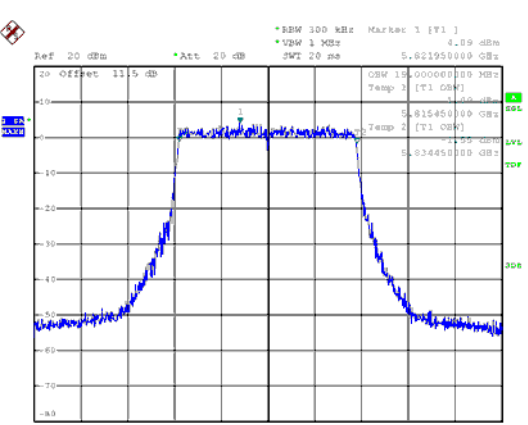
ANT H
Modulation Type: 802.11ax HE20 (7.3Mbps)
CH149



CH157

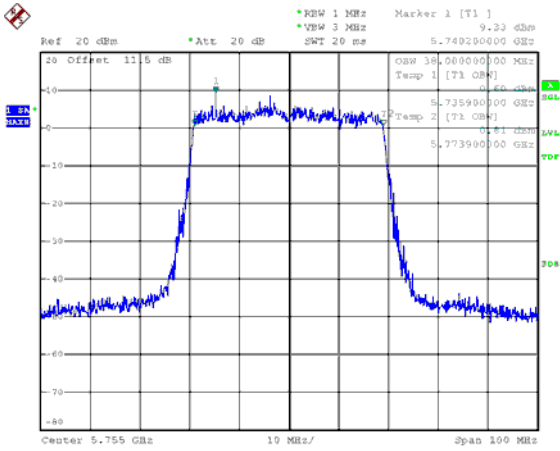


CH165

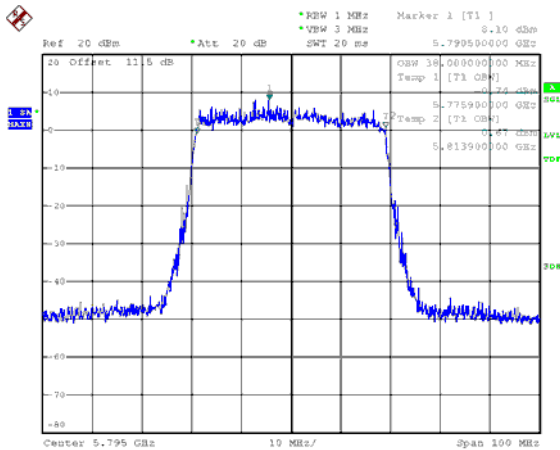




ANT H
Modulation Type: 802.11ax HE40 (14.6Mbps)
CH151

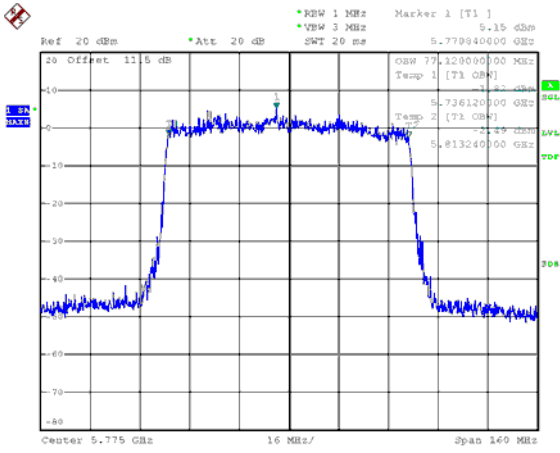


CH159





ANT H
Modulation Type: 802.11ax HE80 (30.6Mbps)
CH155





9. 26dB Bandwidth & 99% Occupied Bandwidth


9.1. Test Limit

None; for reporting purposes only.

9.2. Test Procedure

Reference to 789033 D02 General UNII Test Procedures New Rules v01: The transmitter output is connected to a spectrum analyzer with the RBW = approximately 1% of the emission bandwidth, the VBW $\geq 3 \times$ RBW, peak detector and max hold.

9.3. Test Setup Layout



9.4. Test Result and Data (26dB Bandwidth)

In the 5.2G Band

Mode	Channel	Frequency (MHz)	26dB Bandwidth(MHz)			
			ANT A	ANT B	ANT C	ANT D
11ac VHT20	36	5180	20.45	19.85	20.15	20.45
11ac VHT20	40	5220	20.45	19.90	20.35	20.45
11ac VHT20	48	5240	20.95	20.30	20.10	20.20
11ac VHT40	38	5190	40.60	40.20	40.10	40.40
11ac VHT40	46	5230	42.30	40.30	44.30	41.70
11ac VHT80	42	5210	80.96	81.76	80.64	81.12

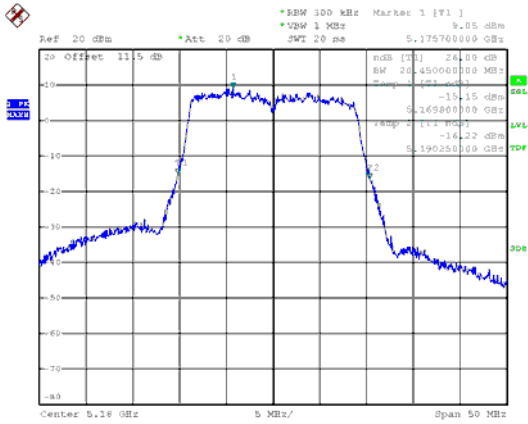
9.5. Test Result and Data (99% Occupied Bandwidth)

In the 5.2G Band

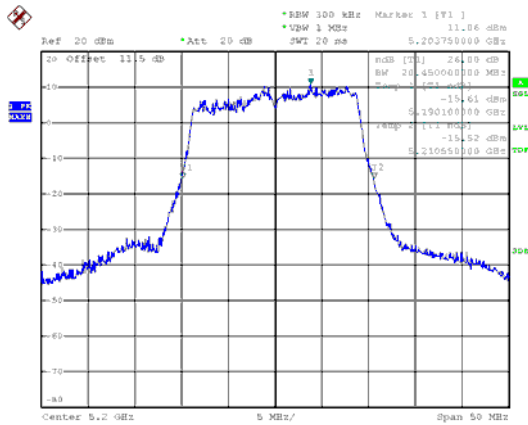
Modulation Type	Channel	Frequency (MHz)	99% Bandwidth(MHz)			
			ANT A	ANT B	ANT C	ANT D
11ac VHT20	36	5180	17.80	17.75	17.60	17.90
11ac VHT20	40	5220	17.70	17.80	17.70	17.80
11ac VHT20	48	5240	17.90	17.70	17.70	17.65
11ac VHT40	38	5190	36.40	36.30	35.80	36.20
11ac VHT40	46	5230	37.30	35.90	37.10	37.20
11ac VHT80	42	5210	75.68	75.20	75.36	75.84



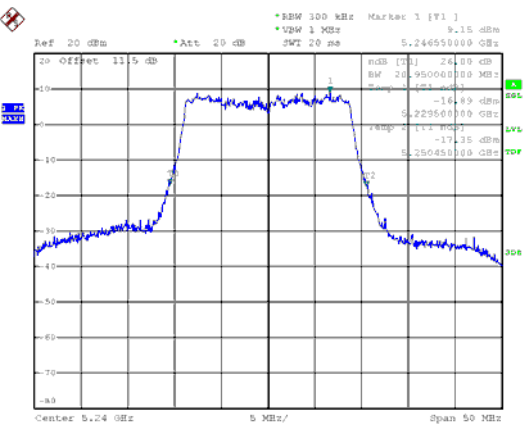
26dB Bandwidth
ANT A
Modulation Type: 802.11ac VHT20 (6.5Mbps)
CH36



CH40

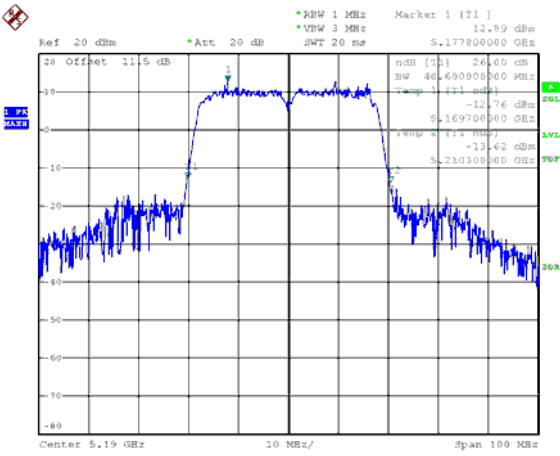


CH48

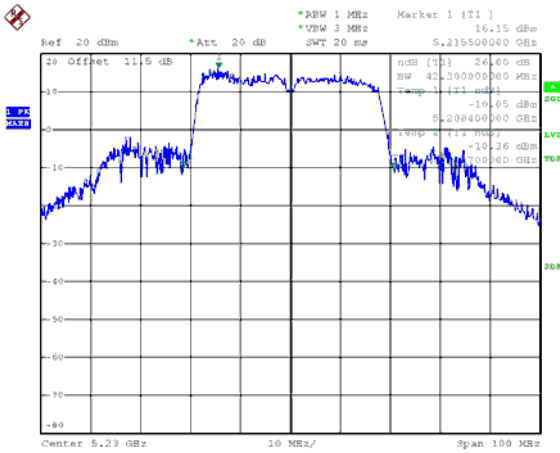




ANT A
Modulation Type: 802.11ac VHT40 (13.5Mbps)
CH38

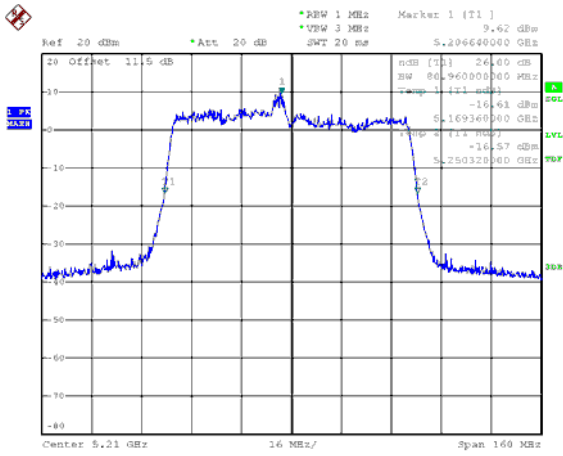


CH46





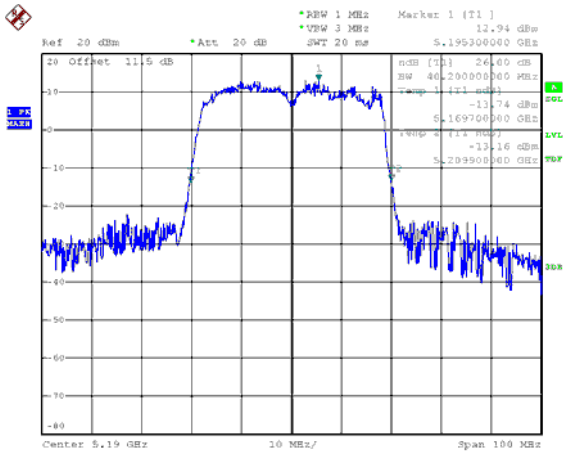
ANT A
Modulation Type: 802.11ac VHT80 (29.3Mbps)
CH42



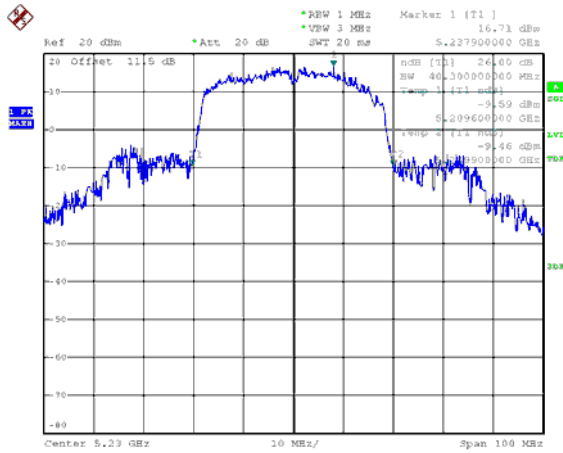


ANT B

Modulation Type: 802.11ac VHT40 (13.5Mbps)
CH38

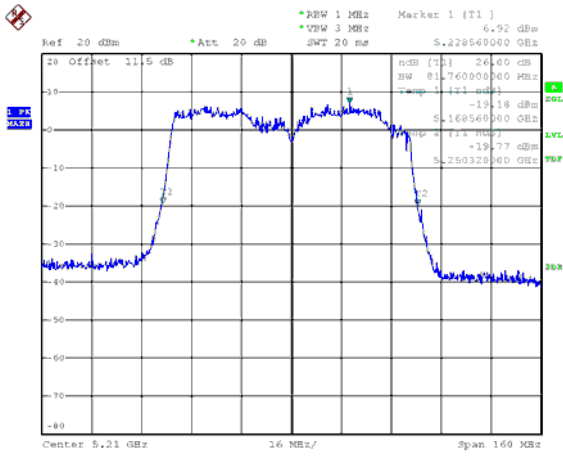


CH46



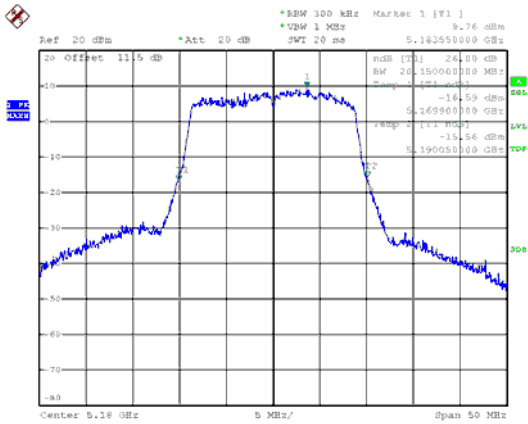


ANT B
Modulation Type: 802.11ac VHT80 (29.3Mbps)
CH42

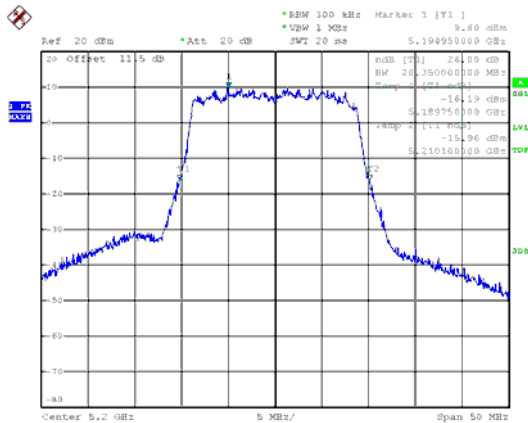




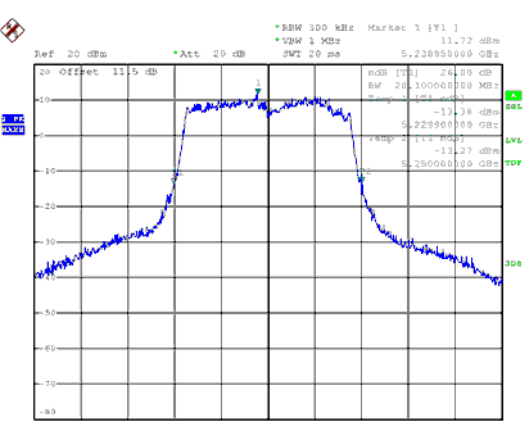
ANT C
Modulation Type: 802.11ac VHT20 (6.5Mbps)
CH36



CH40

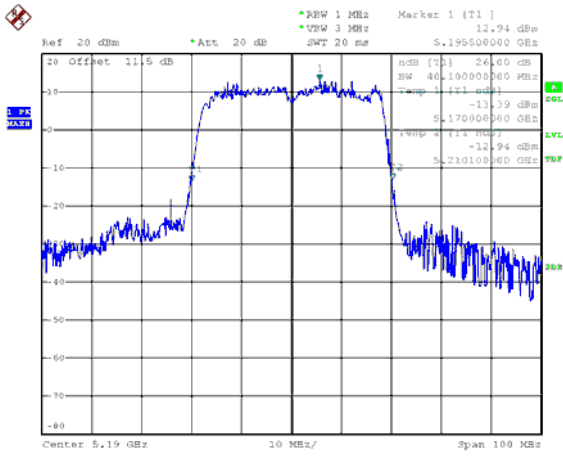


CH48

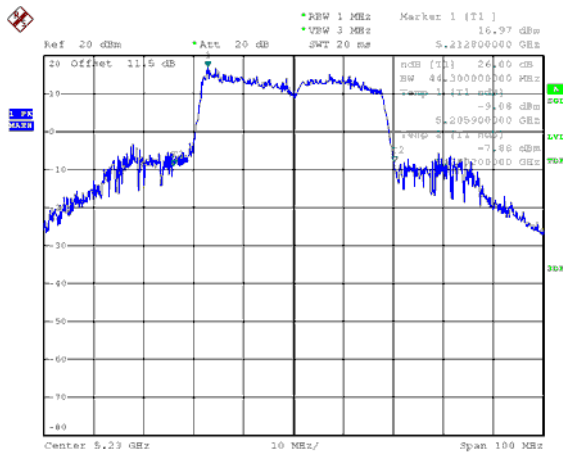




ANT C
Modulation Type: 802.11ac VHT40 (13.5Mbps)
CH38

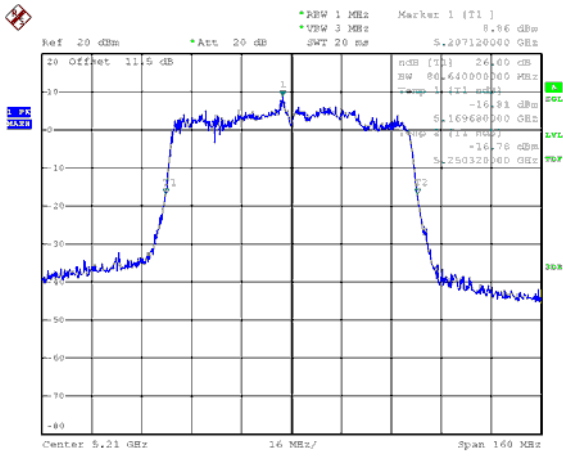


CH46



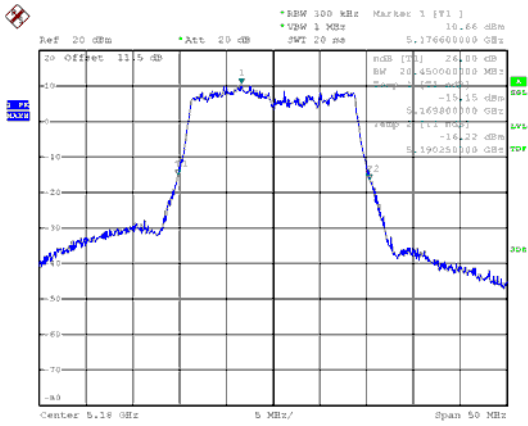


ANT C
Modulation Type: 802.11ac VHT80 (29.3Mbps)
CH42

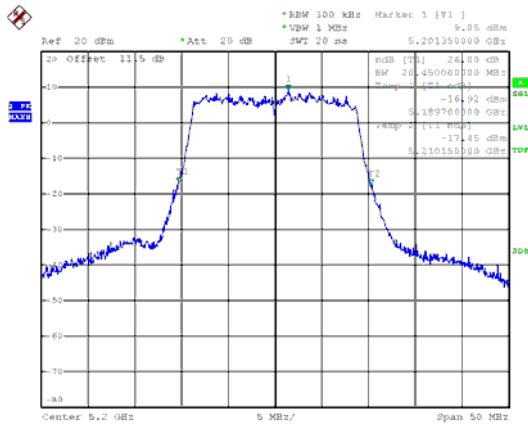




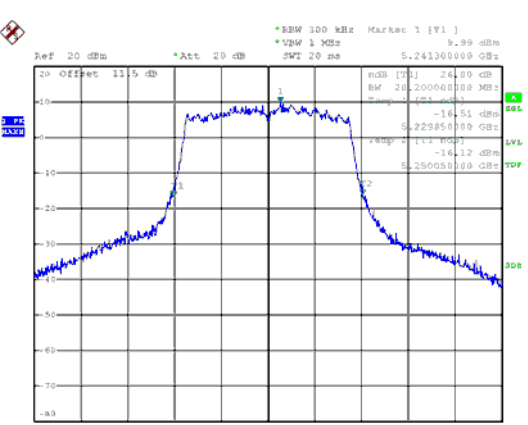
ANT D
Modulation Type: 802.11ac VHT20 (6.5Mbps)
CH36



CH40

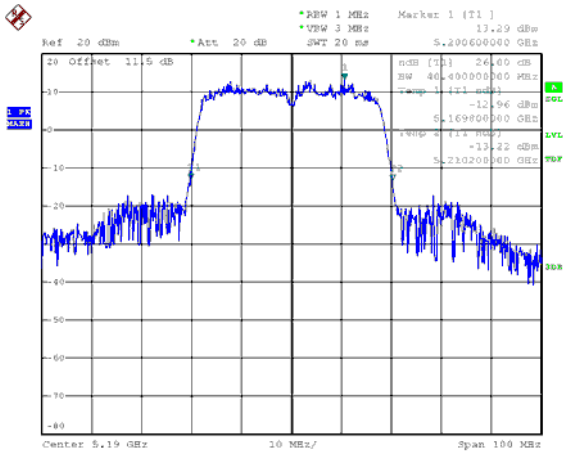


CH48

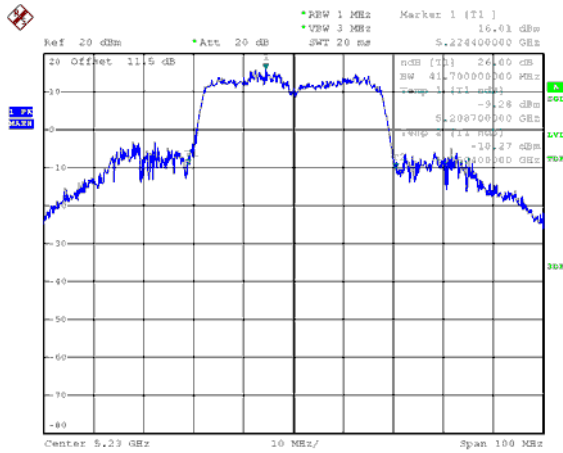




ANT D
Modulation Type: 802.11ac VHT40 (13.5Mbps)
CH38

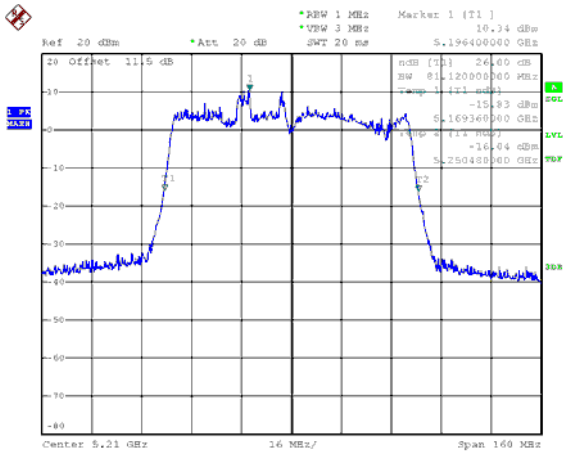


CH46



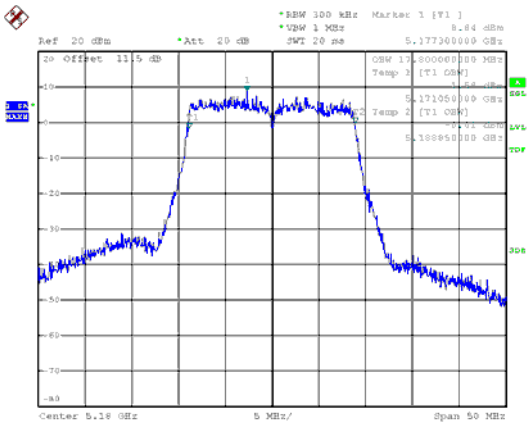


ANT D
Modulation Type: 802.11ac VHT80 (29.3Mbps)
CH42

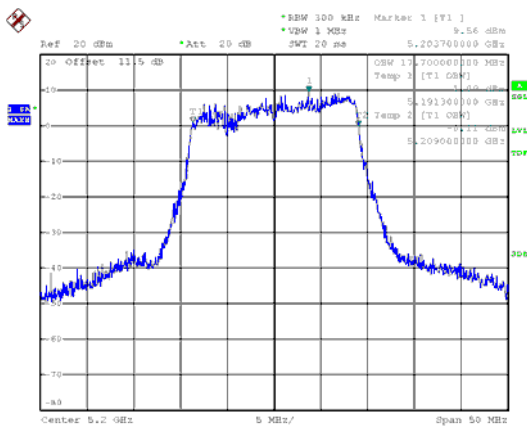




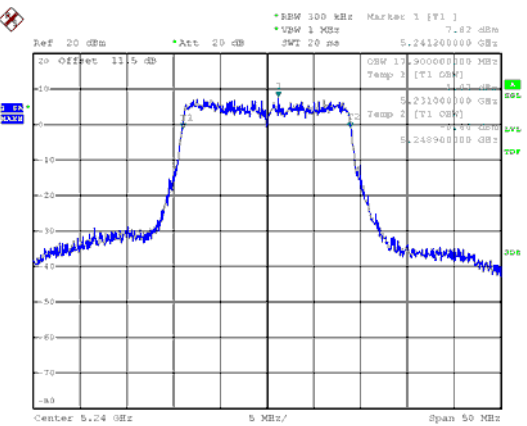
99% Occupied Bandwidth
ANT A
Modulation Type: 802.11ac VHT20 (6.5Mbps)
CH36



CH40

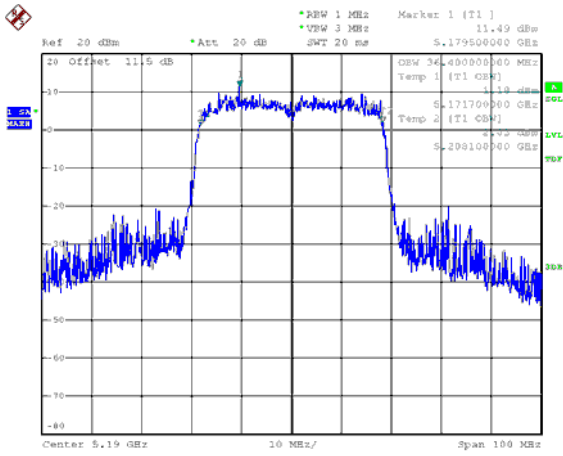


CH48

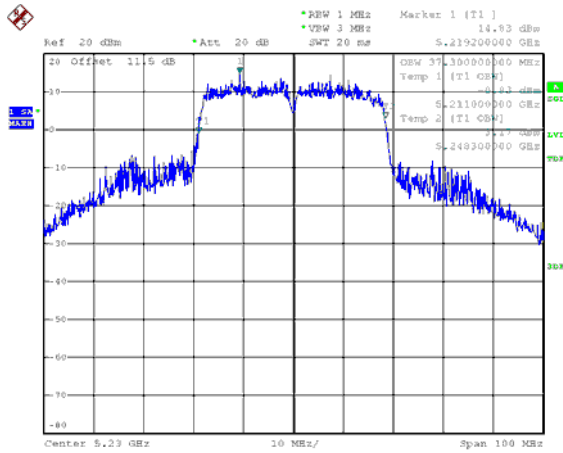




ANT A
Modulation Type: 802.11ac VHT40 (13.5Mbps)
CH38

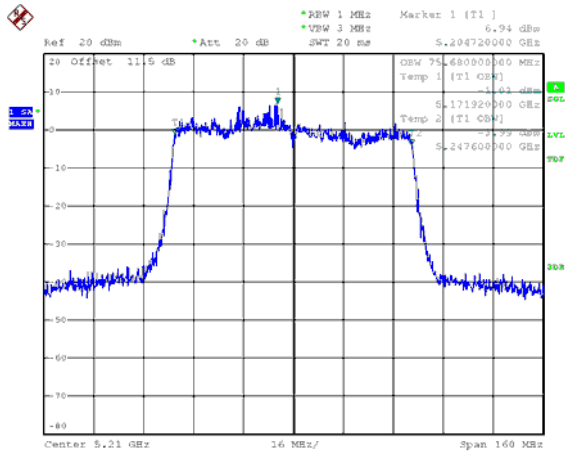


CH46



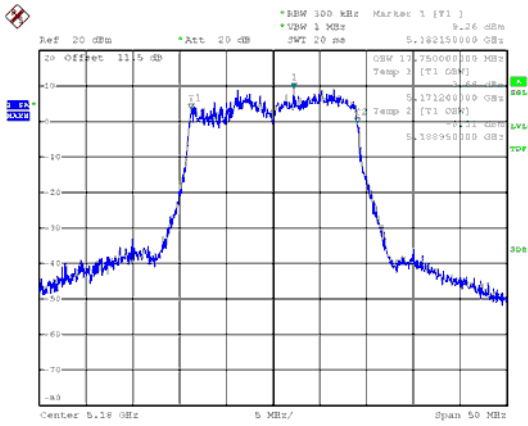


ANT A
Modulation Type: 802.11ac VHT80 (29.3Mbps)
CH42

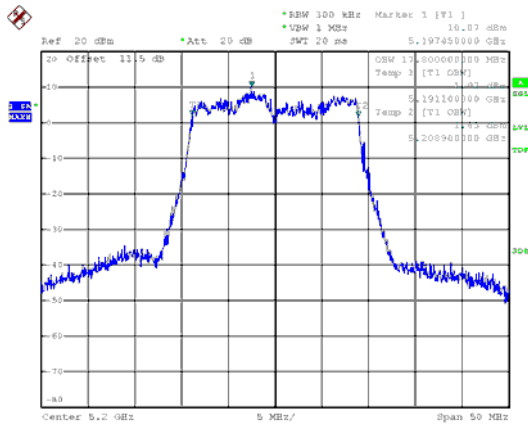




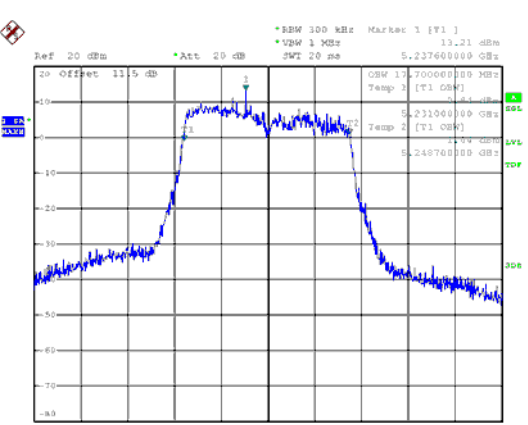
ANT B
Modulation Type: 802.11ac VHT20 (6.5Mbps)
CH36



CH40

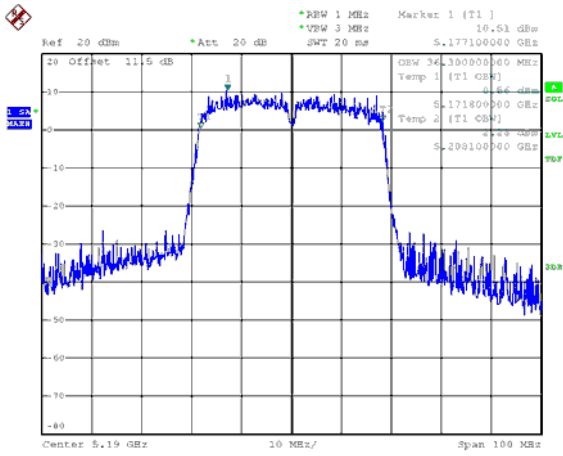


CH48

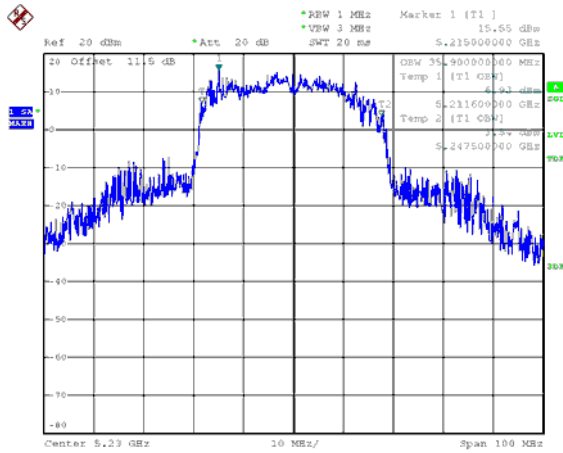




ANT B
Modulation Type: 802.11ac VHT40 (13.5Mbps)
CH38

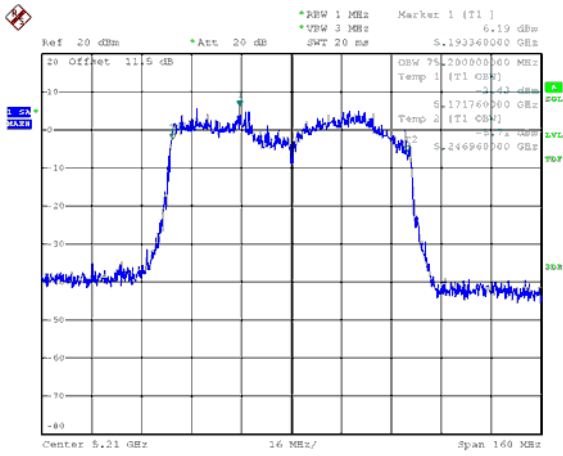


CH46



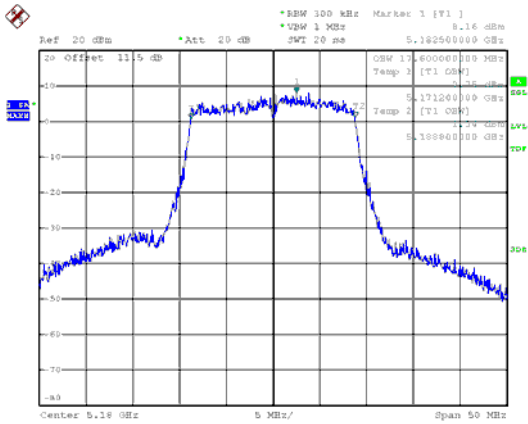


ANT B
Modulation Type: 802.11ac VHT80 (29.3Mbps)
CH42

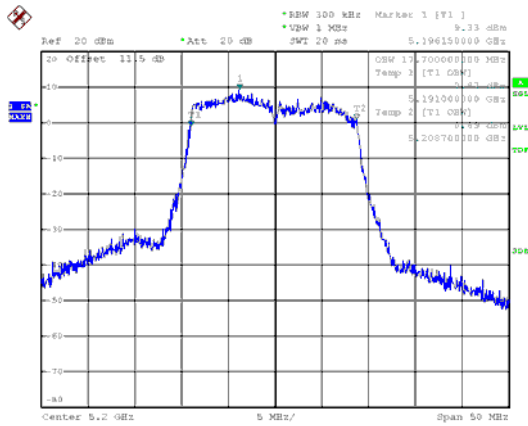




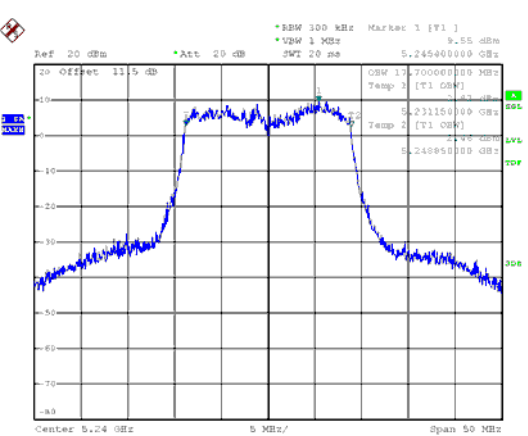
ANT C
Modulation Type: 802.11ac VHT20 (6.5Mbps)
CH36



CH40

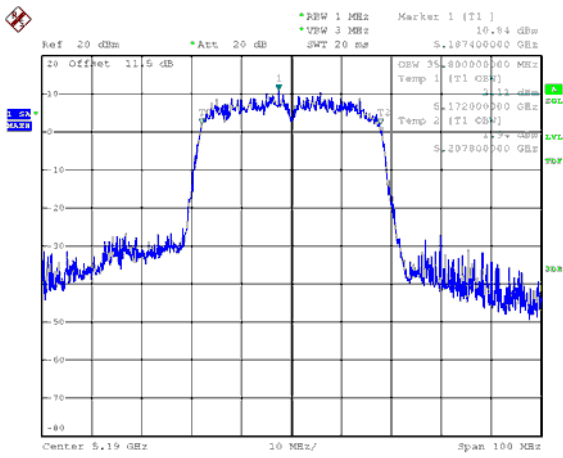


CH48

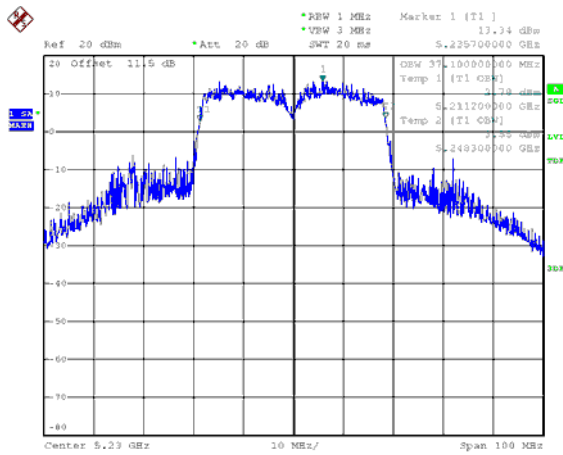




ANT C
Modulation Type: 802.11ac VHT40 (13.5Mbps)
CH38

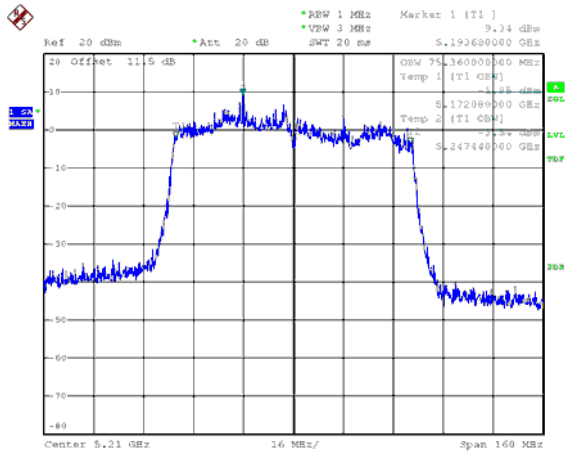


CH46



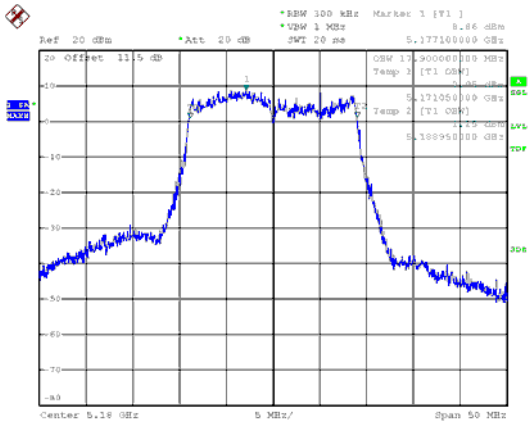


ANT C
Modulation Type: 802.11ac VHT80 (29.3Mbps)
CH42

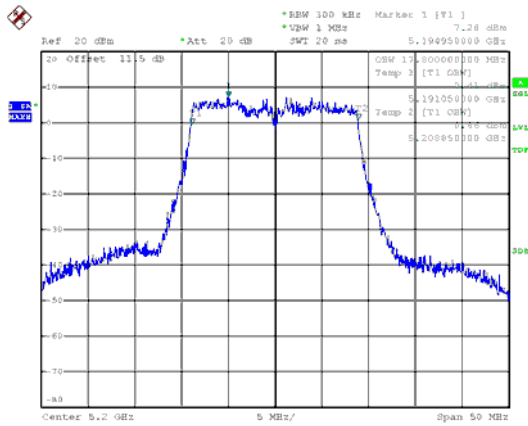




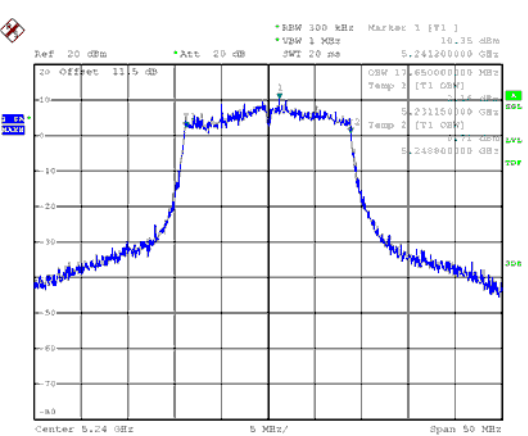
ANT D
Modulation Type: 802.11ac VHT20 (6.5Mbps)
CH36



CH40

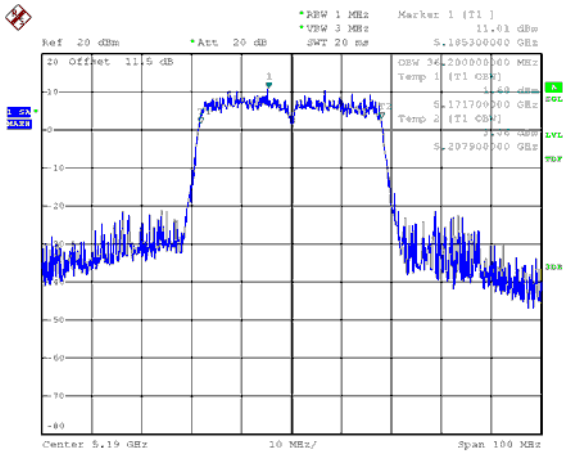


CH48

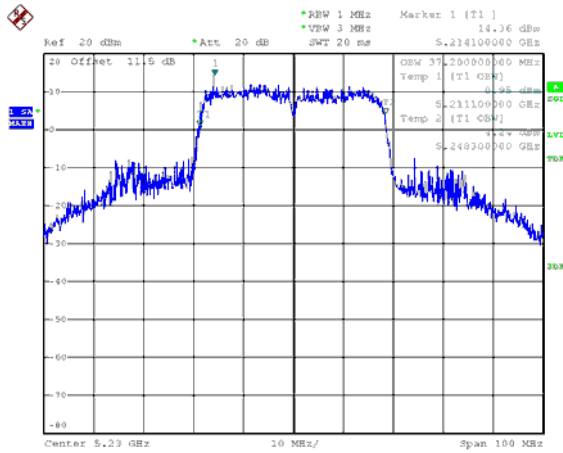




ANT D
Modulation Type: 802.11ac VHT40 (13.5Mbps)
CH38

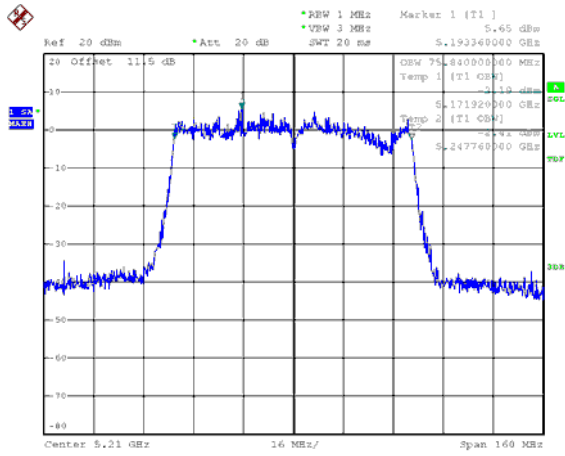


CH46





ANT D
Modulation Type: 802.11ac VHT80 (29.3Mbps)
CH42





10. Average Power

10.1. Test Limit

Output Power:

Frequency Band	Limit	
<input checked="" type="checkbox"/> 5.15~5.25GHz		
Operating Mode		
<input type="checkbox"/>	Outdoor access point	The maximum conducted output power over the frequency band of operation shall not exceed 1 W (30dBm) provided the maximum antenna gain does not exceed 6 dBi. If transmitting antennas of directional gain greater than 6 dBi are used, both the maximum conducted output power and the maximum power spectral density shall be reduced by the amount in dB that the directional gain of the antenna exceeds 6 dBi. The maximum e.i.r.p. at any elevation angle above 30degrees as measured from the horizon must not exceed 125 mW (21 dBm).
<input checked="" type="checkbox"/>	Indoor access point	The maximum conducted output power over the frequency band of operation shall not exceed 1 W (30dBm) provided the maximum antenna gain does not exceed 6 dBi. If transmitting antennas of directional gain greater than 6 dBi are used, both the maximum conducted output power and the maximum power spectral density shall be reduced by the amount in dB that the directional gain of the antenna exceeds 6 dBi.
<input type="checkbox"/>	Fixed point-to-point access points	The maximum conducted output power over the frequency band of operation shall not exceed 1 W (30dBm). Fixed point-to-point U-NII devices may employ antennas with directional gain up to 23 dBi without any corresponding reduction in the maximum conducted output power or maximum power spectral density. For fixed point-to-point transmitters that employ a directional antenna gain greater than 23 dBi, a 1 dB reduction in maximum conducted output power and maximum power spectral density is required for each 1 dB of antenna gain in excess of 23 dBi.
<input type="checkbox"/>	client devices	The maximum conducted output power over the frequency band of operation shall not exceed 250 mW (24dBm) provided the maximum antenna gain does not exceed 6 dBi. If transmitting antennas of directional gain greater than 6 dBi are used, both the maximum conducted output power and the maximum power spectral density shall be reduced by the amount in dB that the directional gain of the antenna exceeds 6 dBi.




Frequency Band		Limit
<input type="checkbox"/>	5.25-5.35 GHz	The maximum conducted output power over the frequency bands of operation shall not exceed the lesser of 250 mW (24dBm) or 11 dBm 10 log B, where B is the 26 dB emission bandwidth in megahertz. If transmitting antennas of directional gain greater than 6 dBi are used, both the maximum conducted output power and the maximum power spectral density shall be reduced by the amount in dB that the directional gain of the antenna exceeds 6 dBi.
<input type="checkbox"/>	5.470-5.725 GHz	
<input checked="" type="checkbox"/>	5.725~5.85 GHz	

10.2. Test Procedure

The transmitter output is connected to a power meter.
The cable assembly insertion loss of 11.5 dB (including 10 dB pad and 1.5 dB cable) was entered as an offset in the power meter to allow for direct reading of power.

10.3. Test Setup Layout



**10.4. Test Result and Data****In the 5.2G Band**

Modulation Type	Data Rate	Setting	Channel	Frequency (MHz)	Measured value of each antenna port (dBm)				Total power (dBm)	Total power (mW)	FCC Limit (dBm)
					ANT A	ANT B	ANT C	ANT D			
11ac VHT20	MCS0-NSS1	22	36	5180	16.26	16.65	16.95	17.07	22.76	188.983	26.48
11ac VHT20	MCS0-NSS1	22	40	5220	16.79	16.18	17.29	16.94	22.84	192.259	26.48
11ac VHT20	MCS0-NSS1	23	48	5240	17.69	18.27	17.44	17.30	23.71	235.058	26.48
11ac VHT40	MCS0-NSS1	22	38	5190	16.22	16.71	16.60	16.13	22.44	175.490	26.48
11ac VHT40	MCS0-NSS1	25	46	5230	19.50	20.01	19.58	18.95	25.55	358.661	26.48
11ac VHT80	MCS0-NSS1	19	42	5210	12.92	12.76	13.73	13.20	19.19	82.966	26.48

In the 5.8G Band

Modulation Type	Data Rate	Setting	Channel	Frequency (MHz)	Measured value of each antenna port (dBm)								Total power (dBm)	Total power (mW)	FCC Limit (dBm)
					ANT A	ANT B	ANT C	ANT D	ANT E	ANT F	ANT G	ANT H			
11ac VHT20	MCS0-NSS1	23	149	5745	13.28	13.53	13.60	14.97	13.94	15.06	14.01	13.54	23.07	202.746	23.47
11ac VHT20	MCS0-NSS1	23	157	5785	13.24	14.03	13.33	15.15	13.89	15.58	13.75	13.64	23.18	208.107	23.47
11ac VHT20	MCS0-NSS1	23	165	5825	12.95	13.96	14.56	13.46	14.09	15.44	14.35	13.40	23.12	205.115	23.47
11ac VHT40	MCS0-NSS1	22	151	5755	12.92	13.27	12.94	14.34	13.41	14.45	13.33	13.13	22.54	179.540	23.47
11ac VHT40	MCS0-NSS1	22	159	5795	12.96	13.48	13.24	14.36	13.52	14.97	13.16	12.92	22.66	184.616	23.47
11ac VHT80	MCS0-NSS1	22	155	5775	12.48	13.23	13.15	14.34	13.51	14.44	13.23	12.97	22.50	177.646	23.47
11ax HE20	MCS0-NSS1	23	149	5745	13.52	13.83	14.01	14.74	14.16	14.29	15.22	14.15	23.30	213.790	23.47
11ax HE20	MCS0-NSS1	23	157	5785	13.58	14.08	14.13	14.85	14.24	13.74	15.91	14.14	23.42	219.962	23.47
11ax HE20	MCS0-NSS1	23	165	5825	13.25	14.32	14.67	14.63	14.44	15.47	14.40	13.61	23.43	220.062	23.47
11ax HE40	MCS0-NSS1	22	151	5755	12.85	13.33	13.06	14.23	13.42	14.51	13.38	13.12	22.55	180.034	23.47
11ax HE40	MCS0-NSS1	22	159	5795	12.88	13.48	13.32	14.22	13.45	15.04	13.35	12.96	22.67	185.039	23.47
11ax HE80	MCS0-NSS1	22	155	5775	12.71	13.37	13.54	14.41	13.78	14.75	13.45	13.34	22.74	188.031	23.47



11. Power Spectral Density

11.1. Test Limit


PSD:

Frequency Band		Limit
<input checked="" type="checkbox"/>	5.15~5.25GHz	
	Operating Mode	
<input type="checkbox"/>	Outdoor access point	17 dBm/MHz
<input checked="" type="checkbox"/>	Indoor access point	17 dBm/MHz
<input type="checkbox"/>	Fixed point-to-point access points	17 dBm/MHz
<input type="checkbox"/>	Mobile and portable client devices	11 dBm/MHz
<input type="checkbox"/>	5.725~5.85 GHz	11 dBm/MHz
<input type="checkbox"/>	5.470-5.725 GHz	11 dBm/MHz
<input checked="" type="checkbox"/>	5.725~5.85 GHz	30 dBm/500kHz

11.2. Test Procedure

Reference to KDB789033 D02 General UNII Test Procedures New Rules v02r01

11.3. Test Setup Layout





11.4. Test Result and Data

In the 5.2G Band

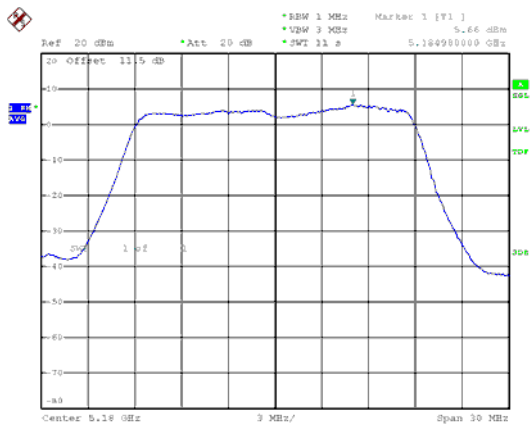
Modulation Type	Channel	Frequency (MHz)	Meas PSD (dBm/MHz)				Sum chain (dBm)	Duty Cycle CF(dB)	Total Corr'd PSD (dBm/MHz)	PSD Limit (dBm/MHz)
			ANT A	ANT B	ANT C	ANT D				
11ac VHT20	36	5180	5.66	6.95	7.05	7.33	12.81	0.22	13.03	13.48
11ac VHT20	40	5220	6.90	6.24	6.00	6.78	12.52	0.22	12.74	13.48
11ac VHT20	48	5240	7.38	6.66	7.22	6.09	12.89	0.22	13.11	13.48
11ac VHT40	38	5190	4.33	4.24	2.92	4.88	10.17	0.38	10.55	13.48
11ac VHT40	46	5230	6.05	6.57	5.27	5.48	11.89	0.38	12.27	13.48
11ac VHT80	42	5210	-4.38	-3.22	-3.06	-4.82	2.21	0.33	2.54	13.48

In the 5.8G Band

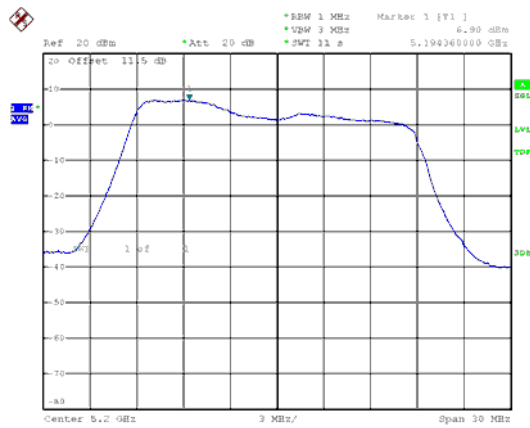
Modulation Type	Channel (MHz)	Frequency (MHz)	Meas PSD (dBm/MHz)								Sum chain (dBm)	Duty Cycle CF(dB)	10log(500KHz/ RBW) CF (dB)	Total Corr'd PSD (dBm/500kHz)	PSD Limit (dBm/500kHz)
			ANT A	ANT B	ANT C	ANT D	ANT E	ANT F	ANT G	ANT H					
11ac VHT20	149	5745	1.56	1.27	1.27	1.43	1.25	1.95	1.29	1.49	10.48	0.19	-3.01	7.66	23.47
11ac VHT20	157	5785	1.79	1.41	2.08	2.71	1.44	2.62	0.74	1.85	10.90	0.19	-3.01	8.08	23.47
11ac VHT20	165	5825	1.08	0.85	1.31	0.65	0.97	1.77	1.15	0.31	10.06	0.19	-3.01	7.24	23.47
11ac VHT40	151	5755	-2.27	-2.16	-2.24	-1.12	-2.24	-1.65	-1.99	-1.99	7.09	0.22	-3.01	4.30	23.47
11ac VHT40	159	5795	-2.51	-2.35	-2.10	-1.37	-2.38	-1.20	-2.09	-2.31	7.02	0.22	-3.01	4.23	23.47
11ac VHT80	155	5775	-5.37	-4.88	-4.63	-4.04	-4.89	-4.04	-5.16	-4.84	4.32	0.26	-3.01	1.57	23.47
11ax HE20	149	5745	1.13	1.24	1.58	2.40	1.23	1.70	1.58	1.52	10.60	0.28	-3.01	7.86	23.47
11ax HE20	157	5785	1.54	1.71	1.58	2.08	1.26	2.24	1.03	0.88	10.59	0.28	-3.01	7.86	23.47
11ax HE20	165	5825	1.23	0.85	2.02	1.04	1.11	2.05	1.37	0.02	10.28	0.28	-3.01	7.55	23.47
11ax HE40	151	5755	-2.30	-2.35	-2.00	-1.37	-2.40	-1.73	-2.10	-2.22	6.99	0.24	-3.01	4.21	23.47
11ax HE40	159	5795	-2.27	-2.70	-2.06	-1.57	-2.70	-1.36	-2.38	-2.77	6.83	0.24	-3.01	4.06	23.47
11ax HE80	155	5775	-5.45	-3.54	-4.45	-3.76	-5.00	-4.09	-5.13	-4.59	4.58	0.28	-3.01	1.85	23.47



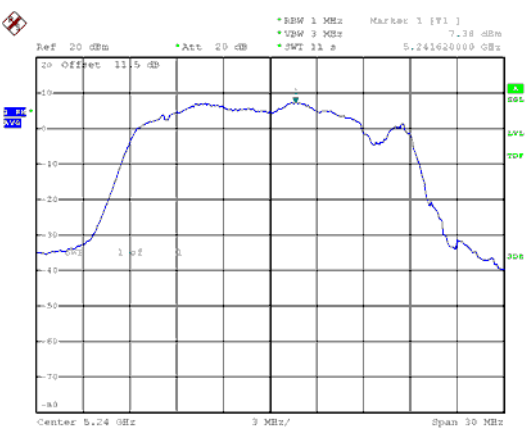
5.2G Band 1, ANT A
Modulation Type: 802.11ac VHT20 (6.5Mbps)
CH36



CH40

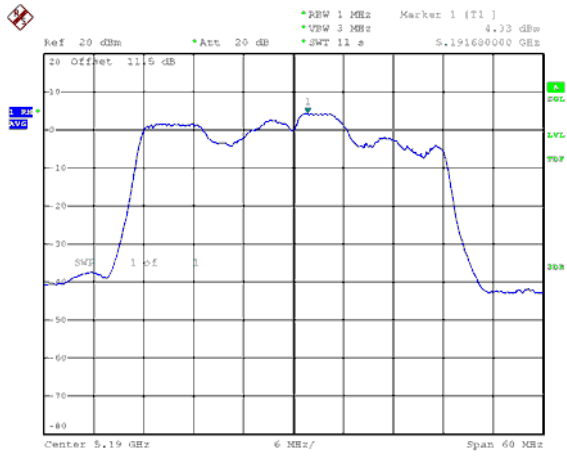


CH48

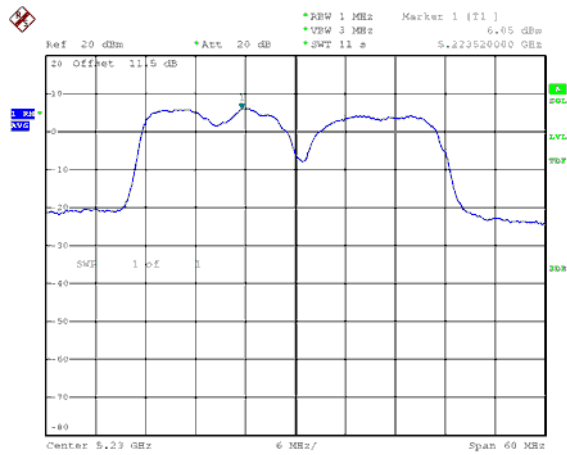




5.2G Band 1, ANT A
Modulation Type: 802.11ac VHT40 (13.5Mbps)
CH38

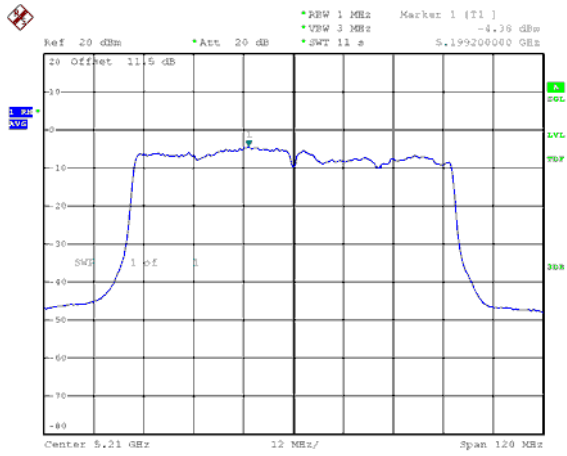


CH46



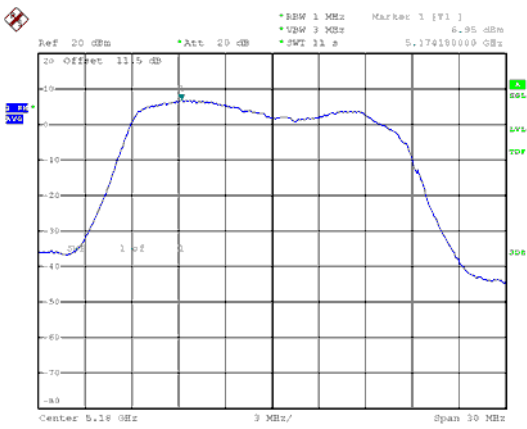


5.2G Band 1, ANT A
Modulation Type: 802.11ac VHT80 (29.3Mbps)
CH42

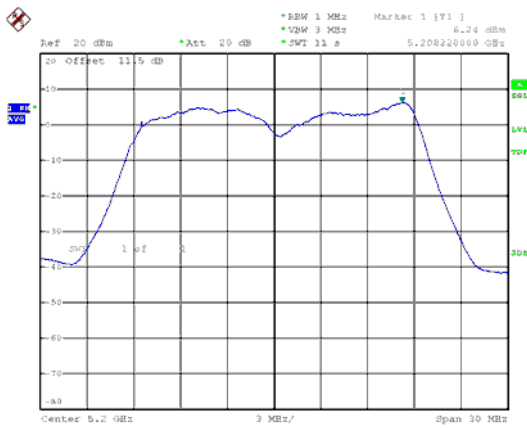




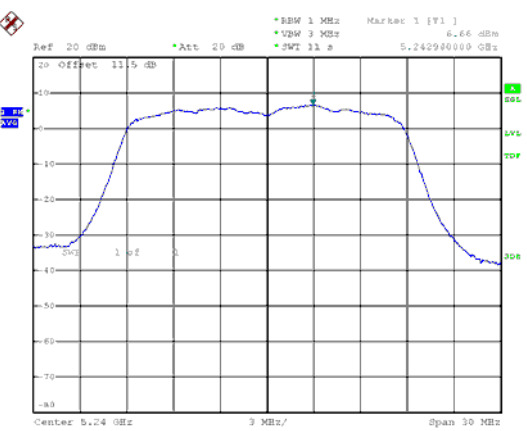
5.2G Band 1, ANT B
Modulation Type: 802.11ac VHT20 (6.5Mbps)
CH36



CH40

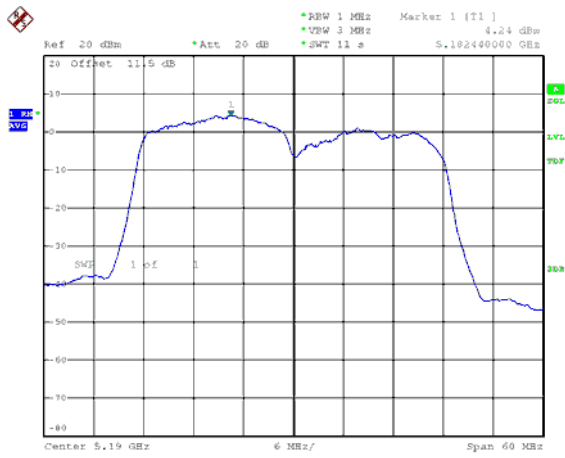


CH48

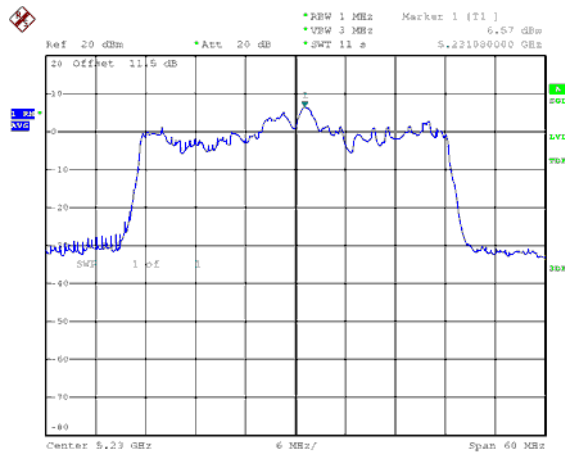




5.2G Band 1, ANT B
Modulation Type: 802.11ac VHT40 (13.5Mbps)
CH38

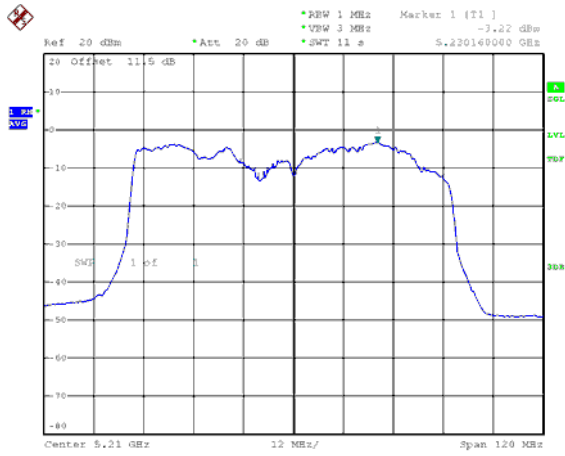


CH46



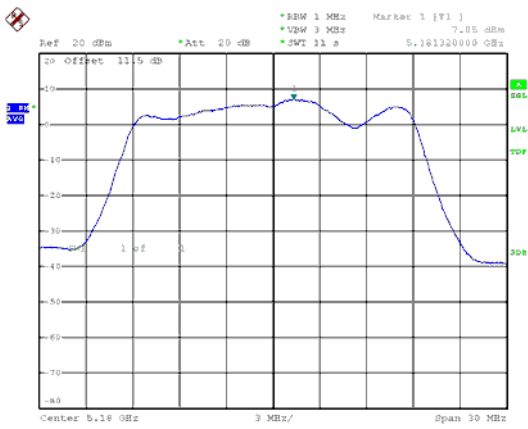


5.2G Band 1, ANT B
Modulation Type: 802.11ac VHT80 (29.3Mbps)
CH42

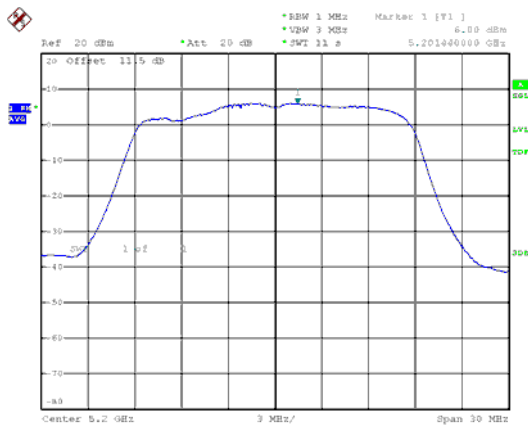




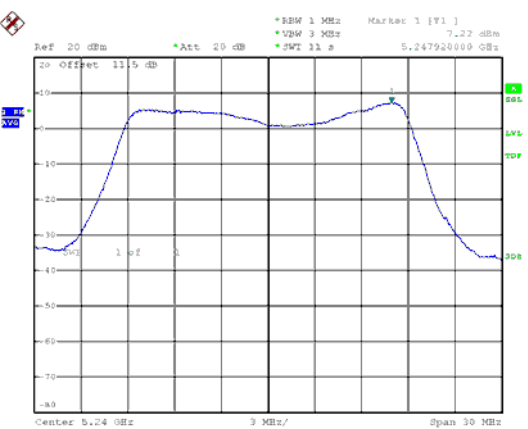
5.2G Band 1, ANT C
Modulation Type: 802.11ac VHT20 (6.5Mbps)
CH36



CH40

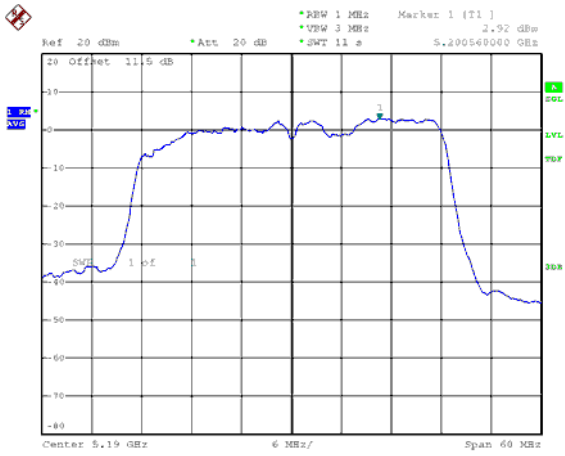


CH48

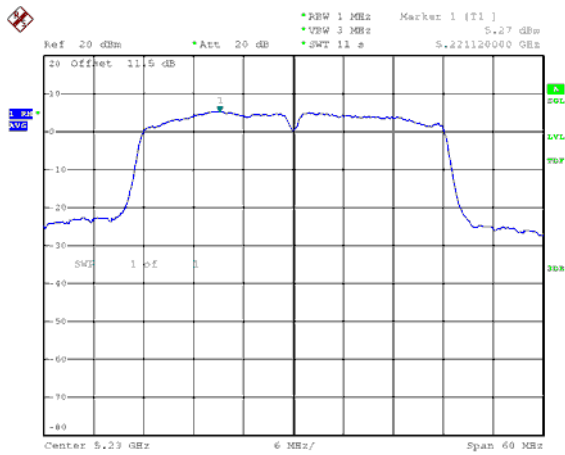




5.2G Band 1, ANT C
Modulation Type: 802.11ac VHT40 (13.5Mbps)
CH38

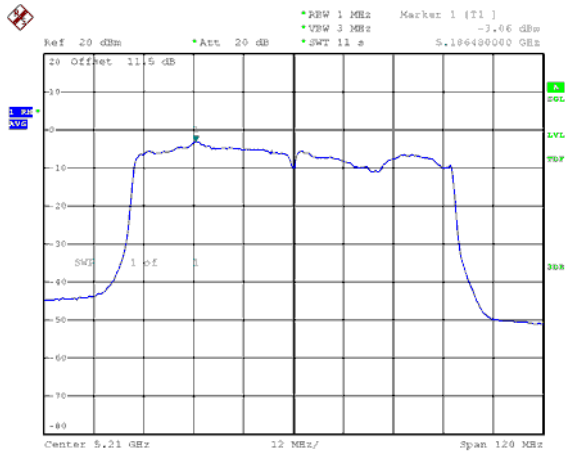


CH46



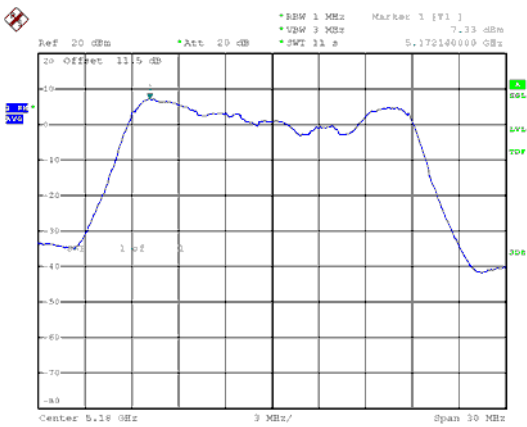


5.2G Band 1, ANT C
Modulation Type: 802.11ac VHT80 (29.3Mbps)
CH42

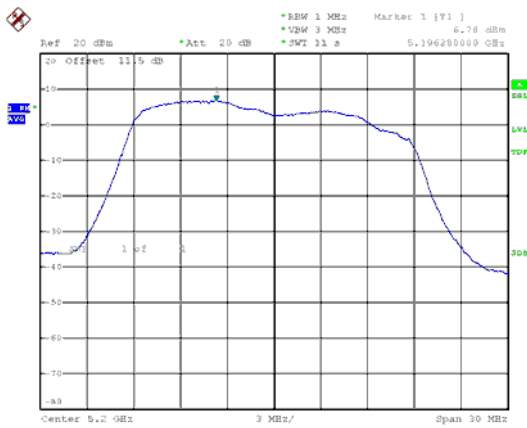




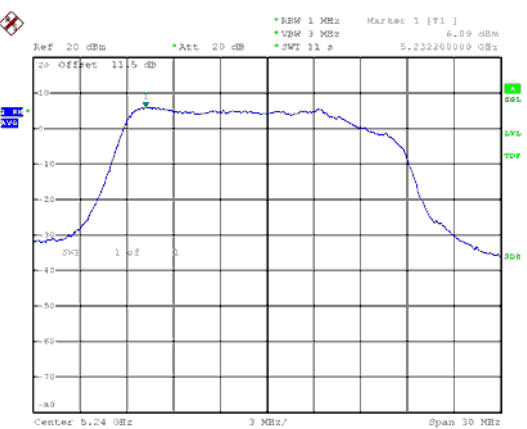
5.2G Band 1, ANT D
Modulation Type: 802.11ac VHT20 (6.5Mbps)
CH36



CH40

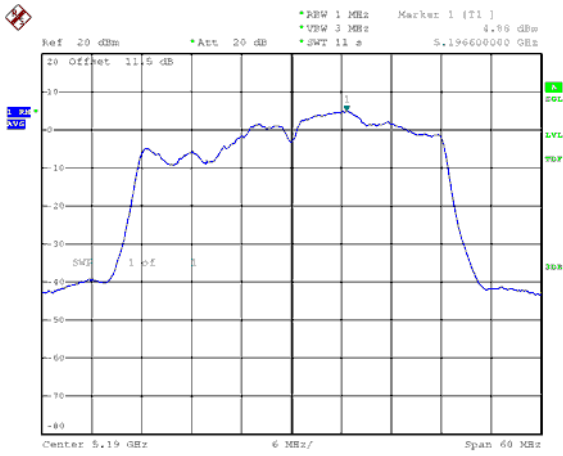


CH48

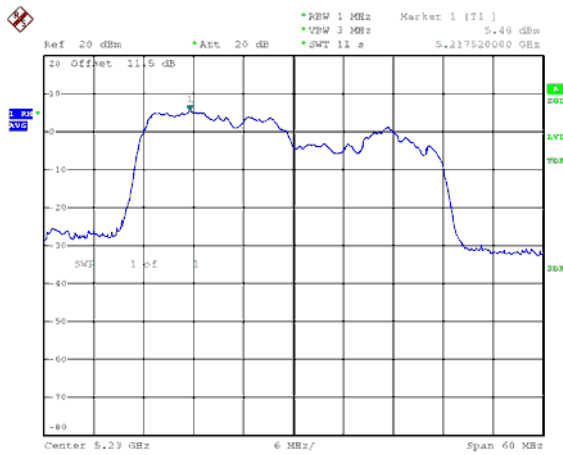




5.2G Band 1, ANT D
Modulation Type: 802.11ac VHT40 (13.5Mbps)
CH38

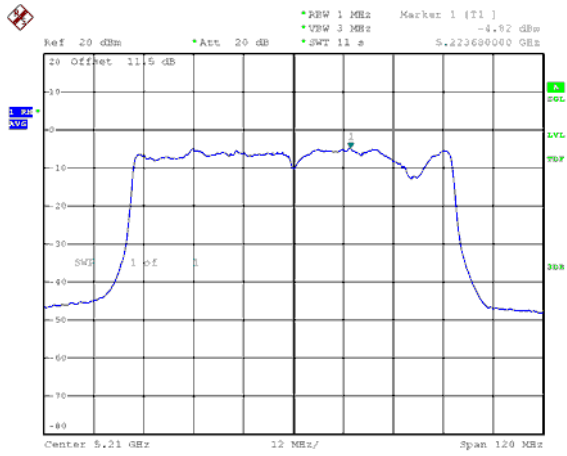


CH46



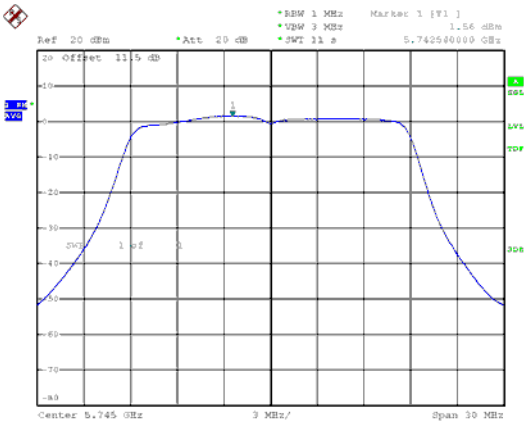


5.2G Band 1, ANT D
Modulation Type: 802.11ac VHT80 (29.3Mbps)
CH42

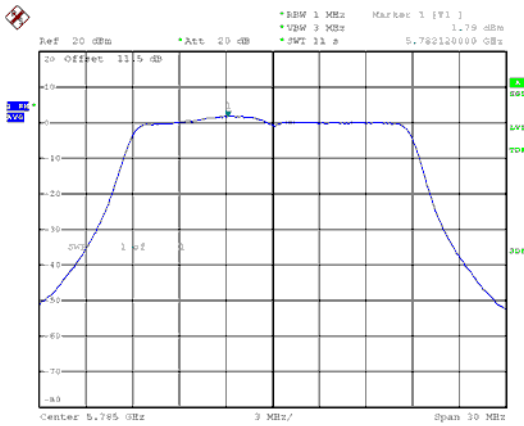




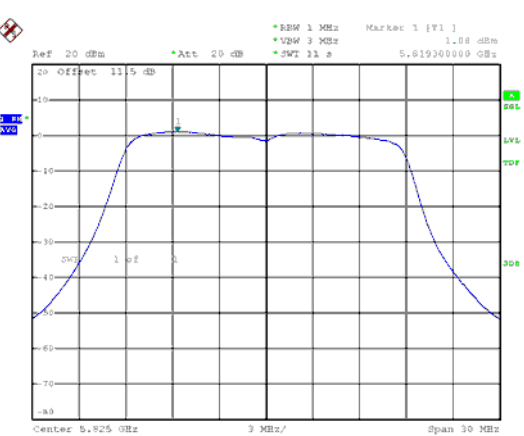
5.8G Band 4, ANT A
Modulation Type: 802.11ac VHT20 (6.5Mbps)
CH149



CH157

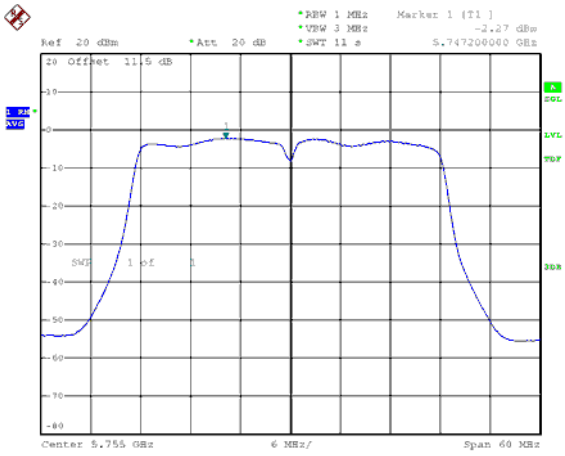


CH165

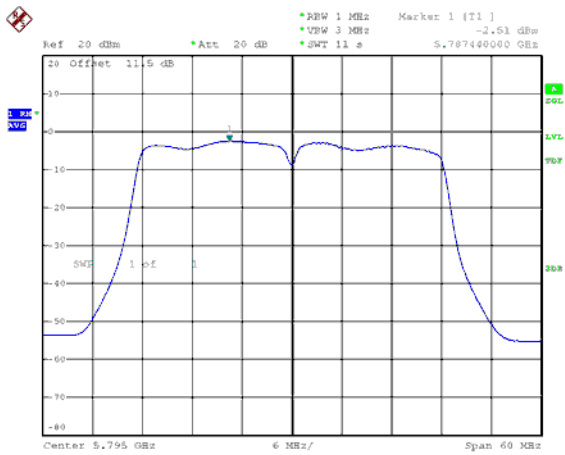




5.8G Band 4, ANT A
Modulation Type: 802.11ac VHT40 (13.5Mbps)
CH151

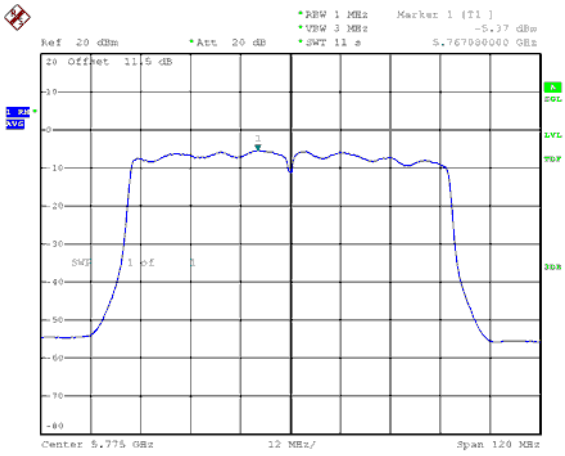


CH159



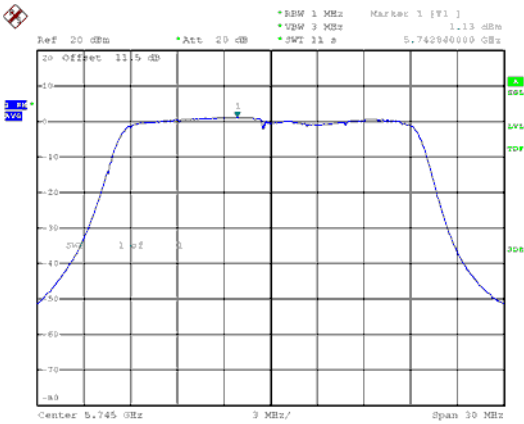


5.8G Band 4, ANT A
Modulation Type: 802.11ac VHT80 (29.3Mbps)
CH155

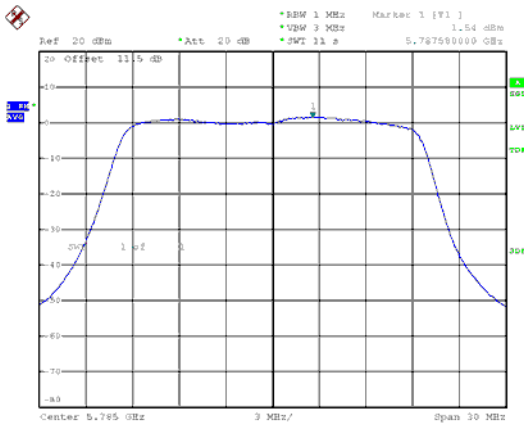




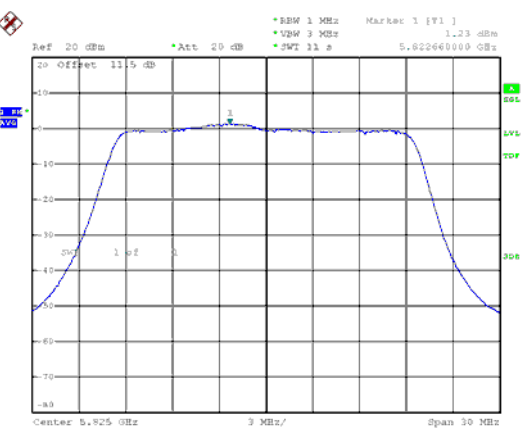
5.8G Band 4, ANT A
Modulation Type: 802.11ax HE20 (7.3Mbps)
CH149



CH157

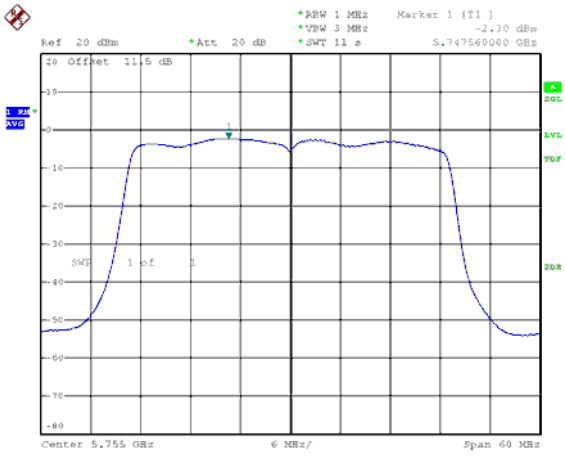


CH165

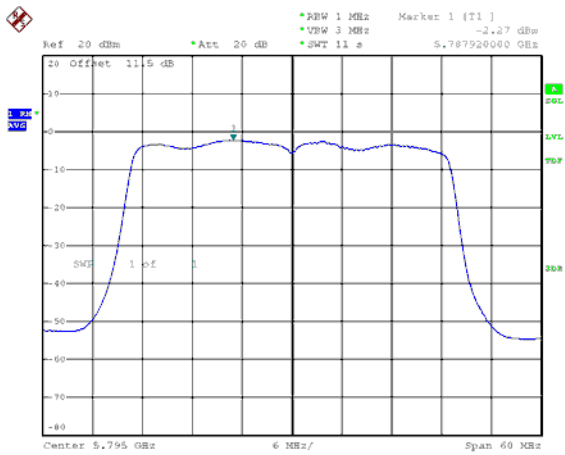




5.8G Band 4, ANT A
Modulation Type: 802.11ax HE40 (14.6Mbps)
CH151

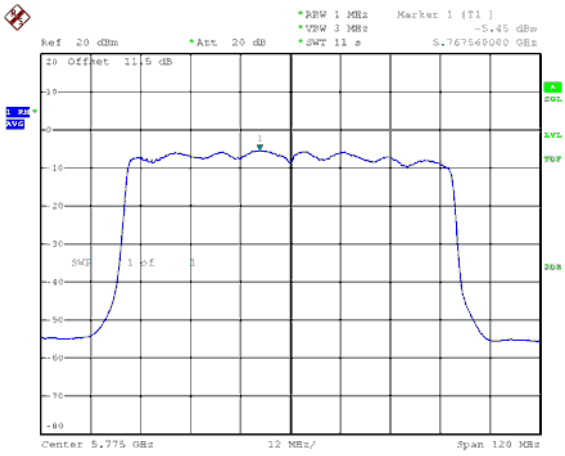


CH159



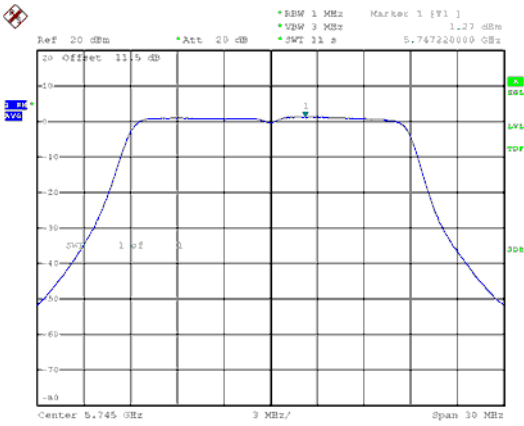


5.8G Band 4, ANT A
Modulation Type: 802.11ax HE80 (30.6Mbps)
CH155

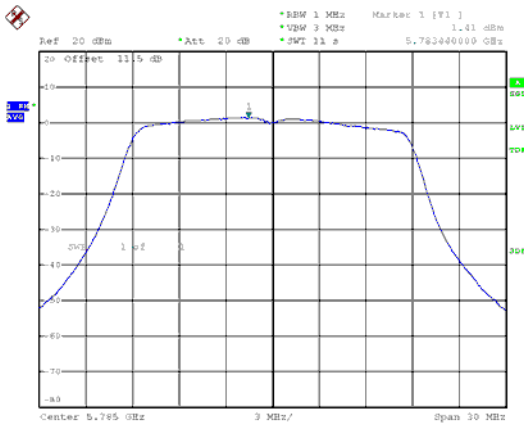




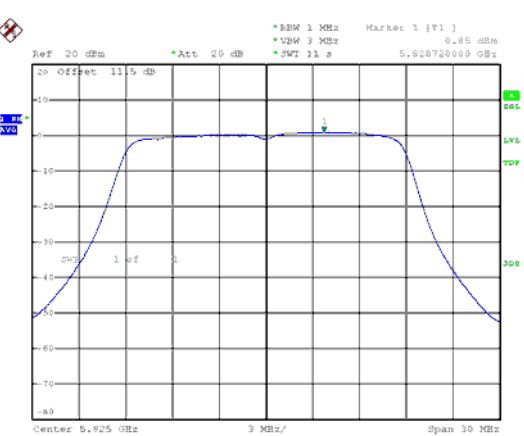
5.8G Band 4, ANT B
Modulation Type: 802.11ac VHT20 (6.5Mbps)
CH149



CH157

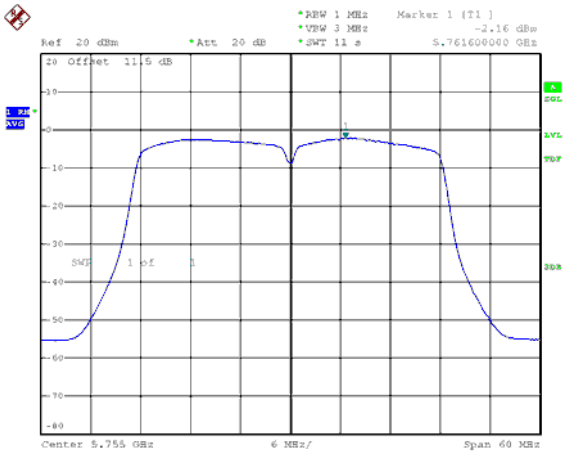


CH165

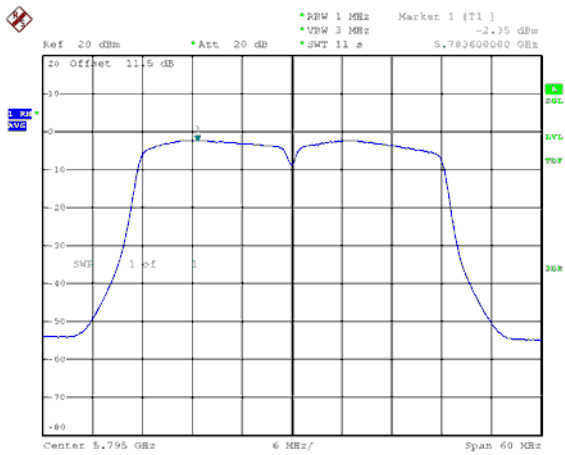




5.8G Band 4, ANT B
Modulation Type: 802.11ac VHT40 (13.5Mbps)
CH151

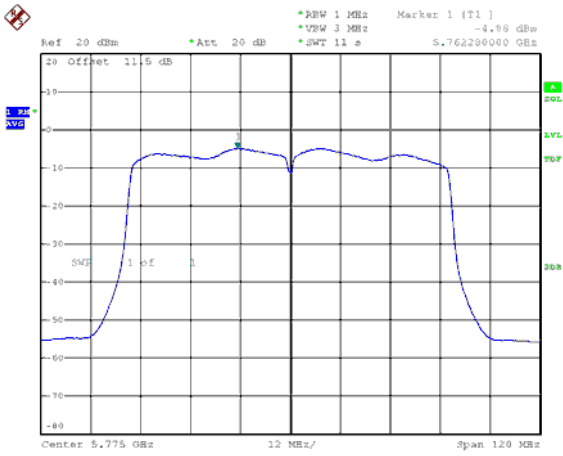


CH159



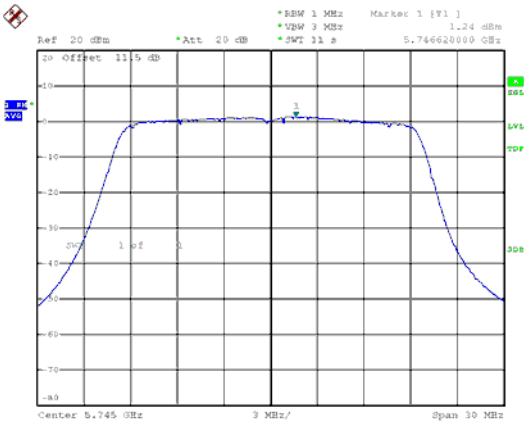


5.8G Band 4, ANT B
Modulation Type: 802.11ac VHT80 (29.3Mbps)
CH155

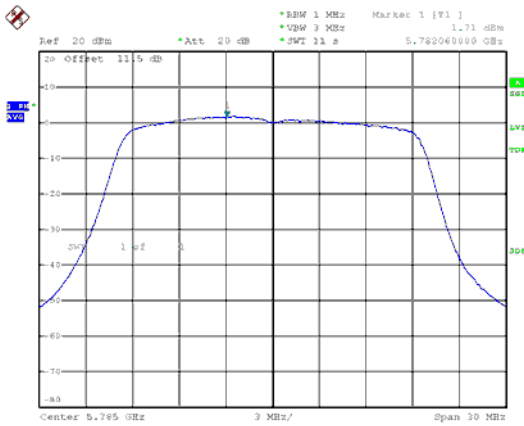




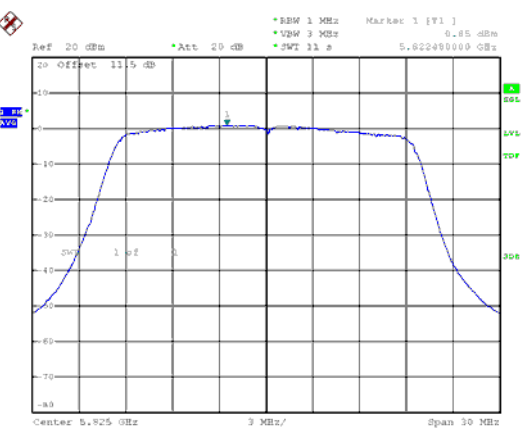
5.8G Band 4, ANT B
Modulation Type: 802.11ax HE20 (7.3Mbps)
CH149



CH157

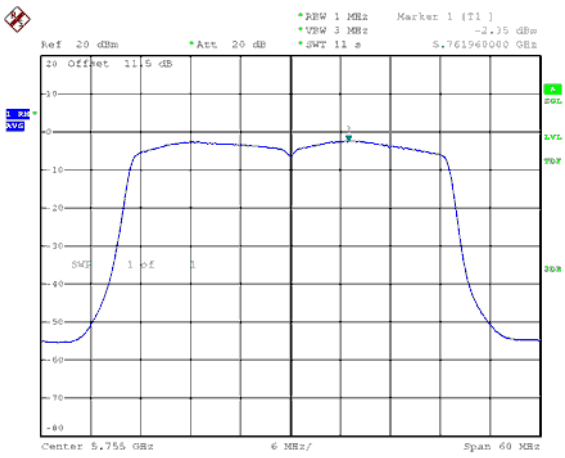


CH165

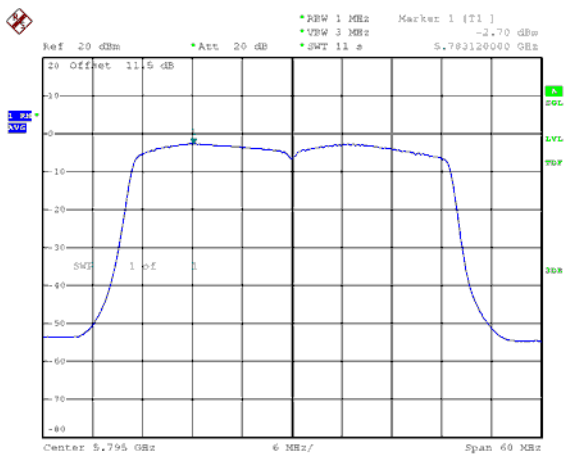




5.8G Band 4, ANT B
Modulation Type: 802.11ax HE40 (14.6Mbps)
CH151

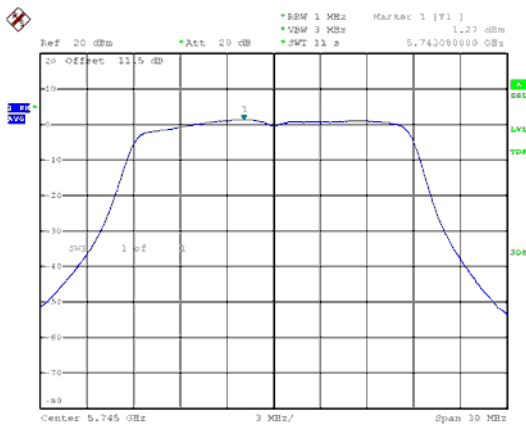


CH159

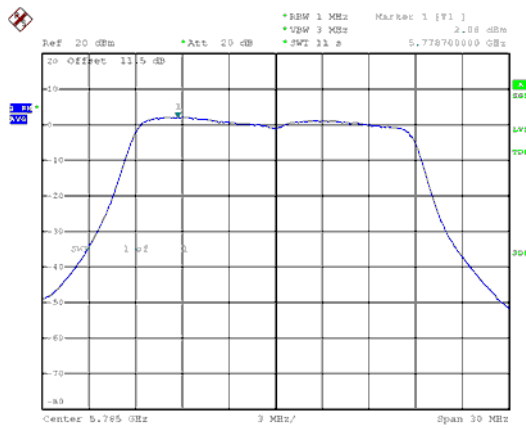




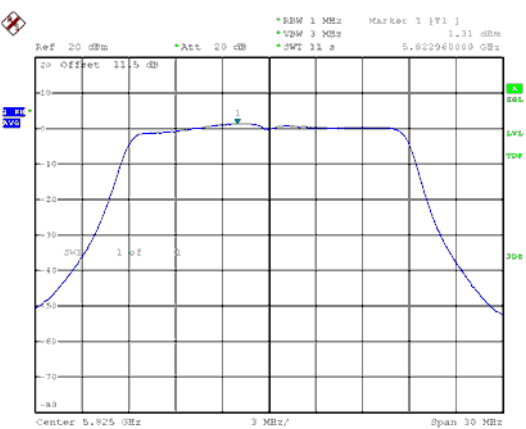
5.8G Band 4, ANT C
Modulation Type: 802.11ac VHT20 (6.5Mbps)
CH149



CH157

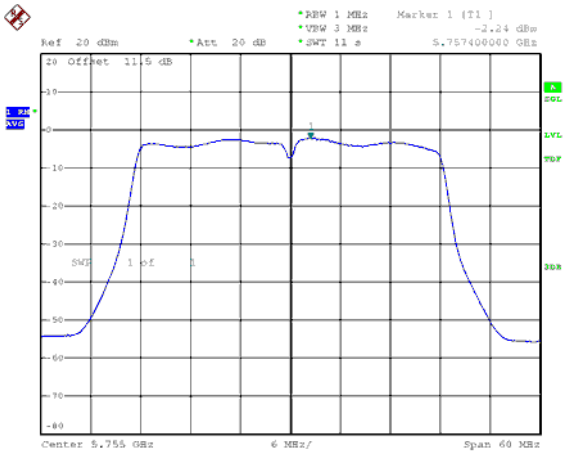


CH165

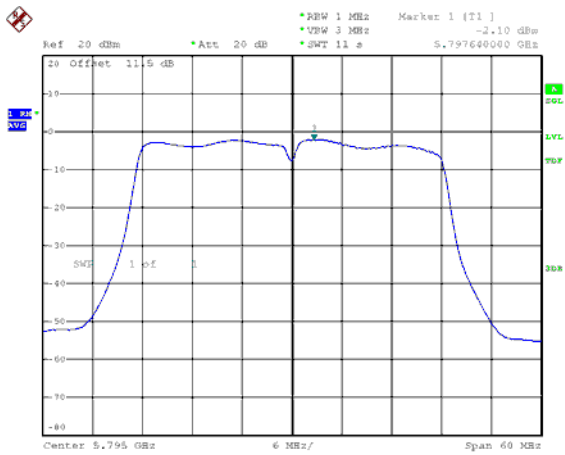




5.8G Band 4, ANT C
Modulation Type: 802.11ac VHT40 (13.5Mbps)
CH151

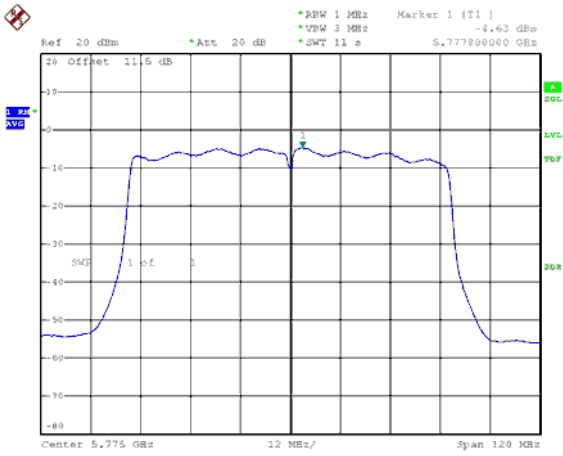


CH159



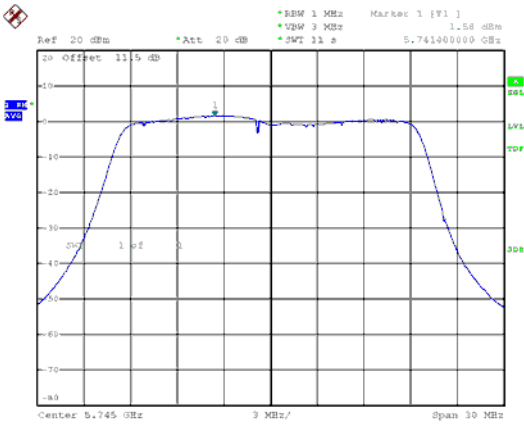


5.8G Band 4, ANT C
Modulation Type: 802.11ac VHT80 (29.3Mbps)
CH155

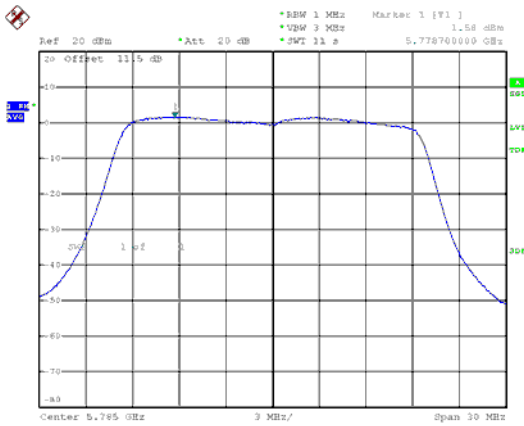




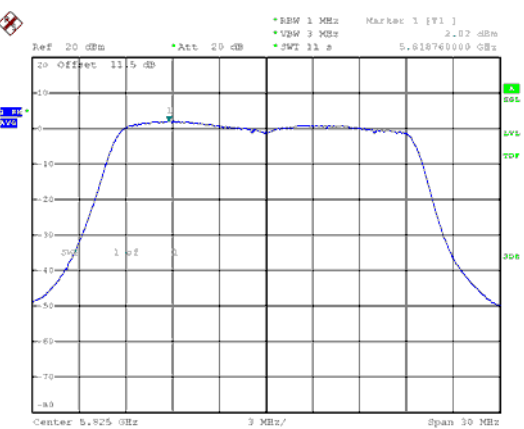
5.8G Band 4, ANT C
Modulation Type: 802.11ax HE20 (7.3Mbps)
CH149



CH157

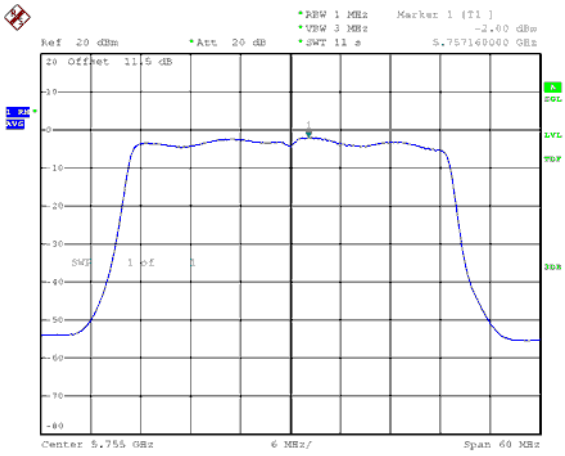


CH165

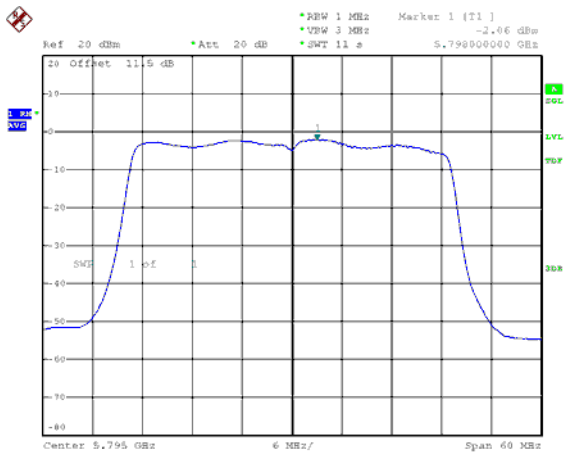




5.8G Band 4, ANT C
Modulation Type: 802.11ax HE40 (14.6Mbps)
CH151

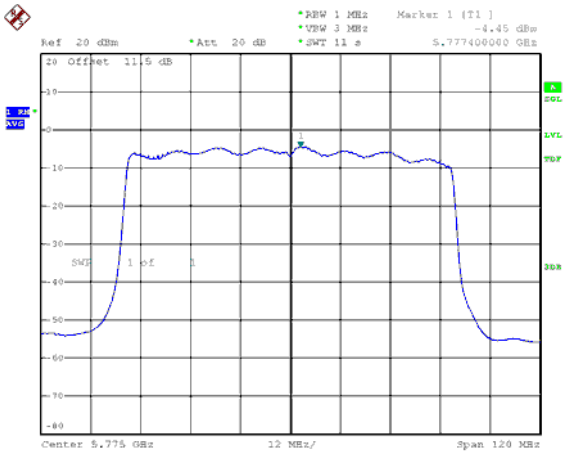


CH159



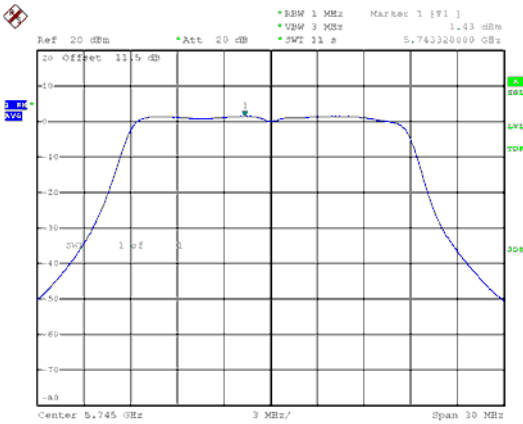


5.8G Band 4, ANT C
Modulation Type: 802.11ax HE80 (30.6Mbps)
CH155

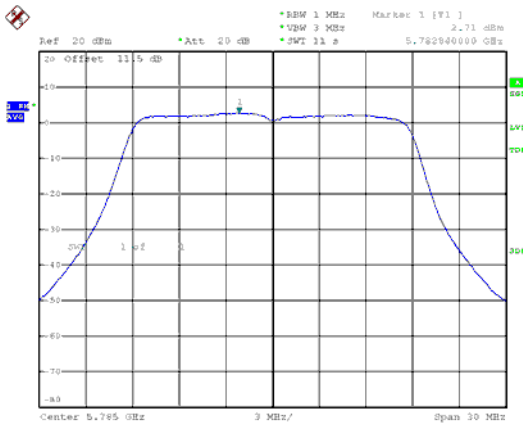




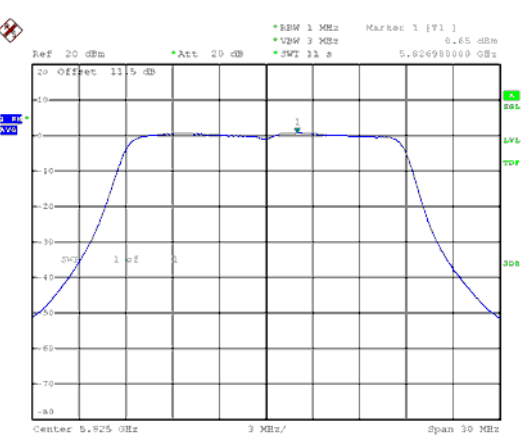
5.8G Band 4, ANT D
Modulation Type: 802.11ac VHT20 (6.5Mbps)
CH149



CH157

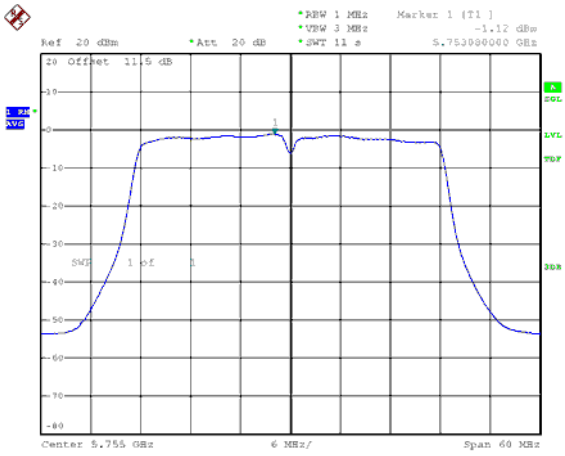


CH165

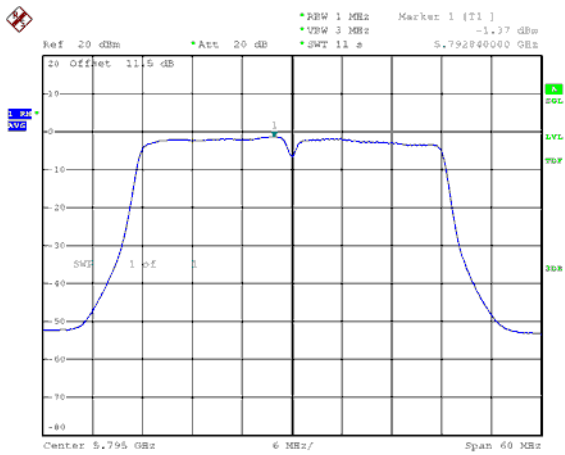




5.8G Band 4, ANT D
Modulation Type: 802.11ac VHT40 (13.5Mbps)
CH151

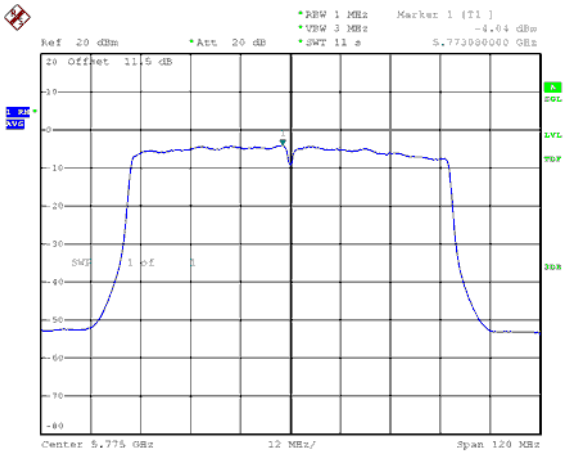


CH159



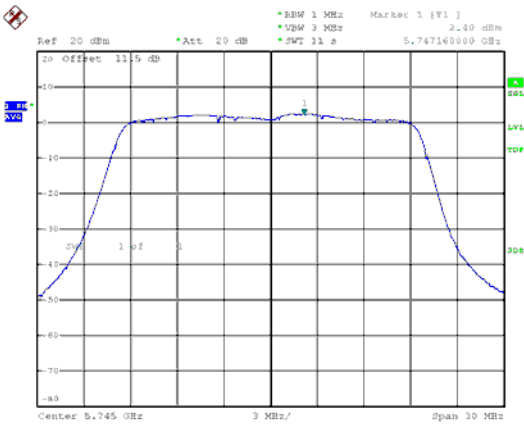


5.8G Band 4, ANT D
Modulation Type: 802.11ac VHT80 (29.3Mbps)
CH155

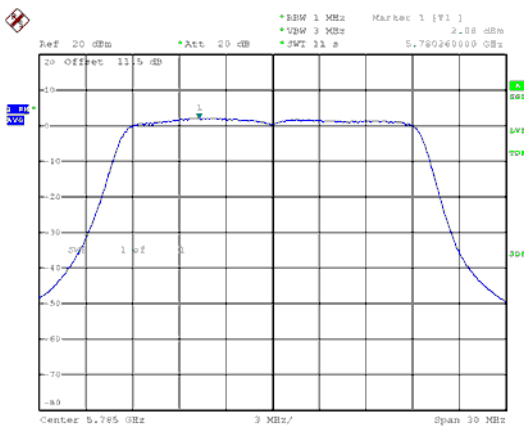




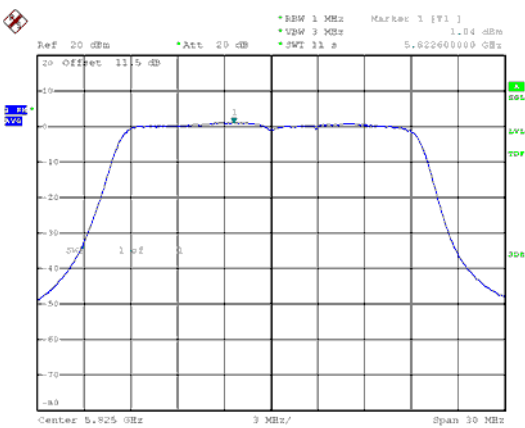
5.8G Band 4, ANT D
Modulation Type: 802.11ax HE20 (7.3Mbps)
CH149



CH157

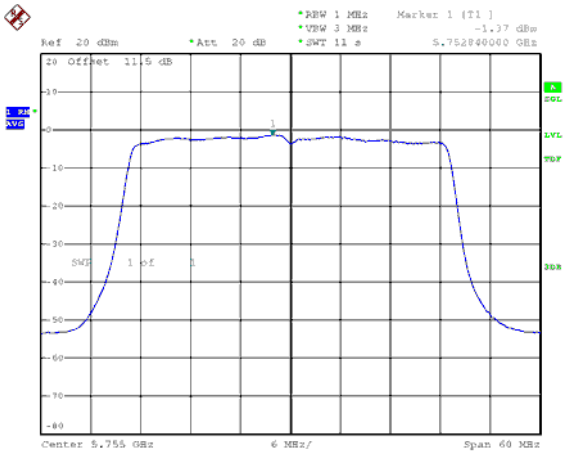


CH165

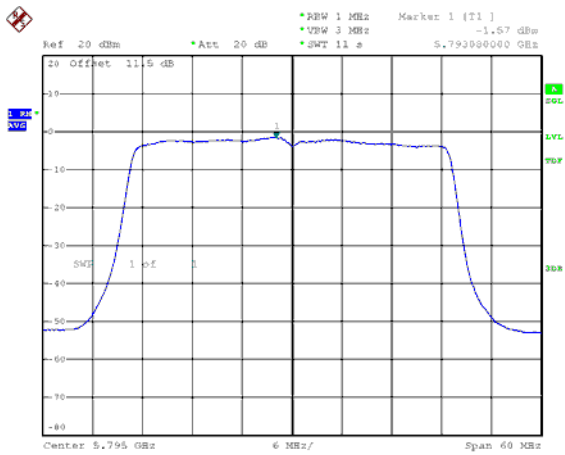




5.8G Band 4, ANT D
Modulation Type: 802.11ax HE40 (14.6Mbps)
CH151

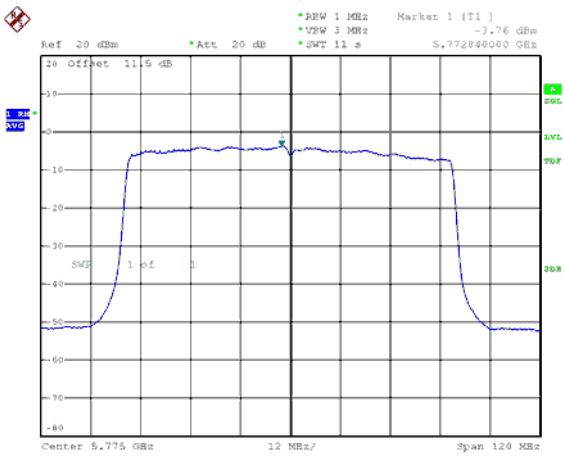


CH159



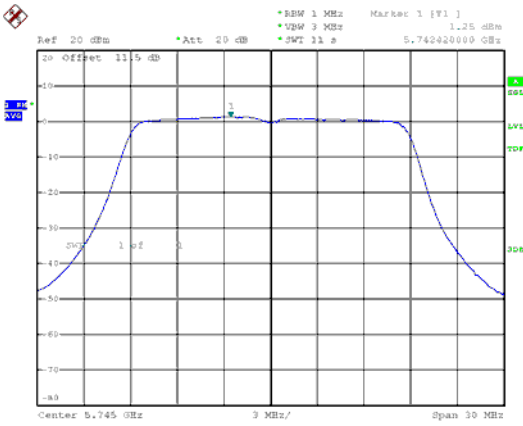


5.8G Band 4, ANT D
Modulation Type: 802.11ax HE80 (30.6Mbps)
CH155

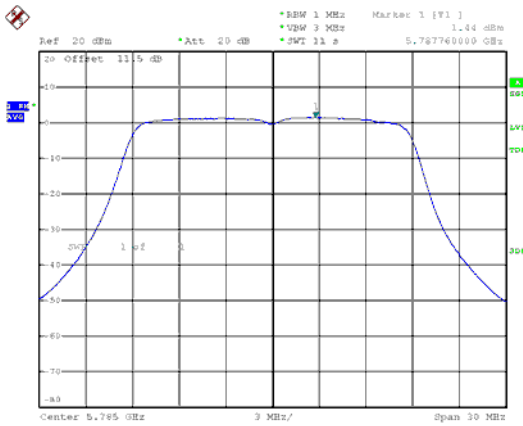




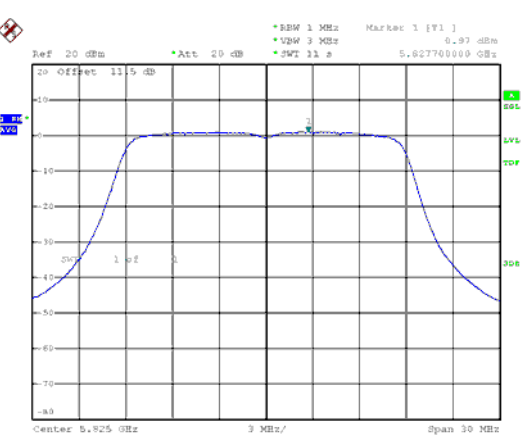
5.8G Band 4, ANT E
Modulation Type: 802.11ac VHT20 (6.5Mbps)
CH149



CH157

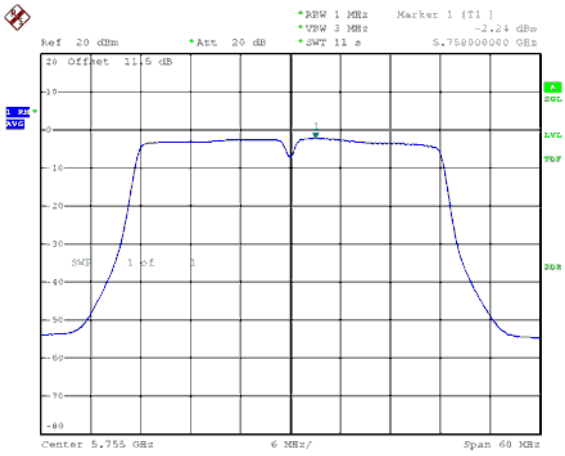


CH165

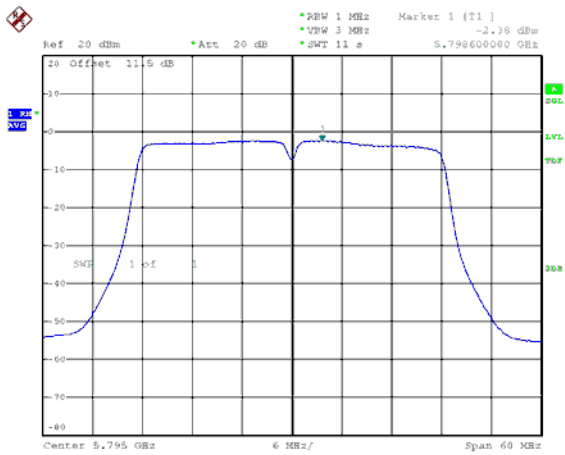




5.8G Band 4, ANT E
Modulation Type: 802.11ac VHT40 (13.5Mbps)
CH151

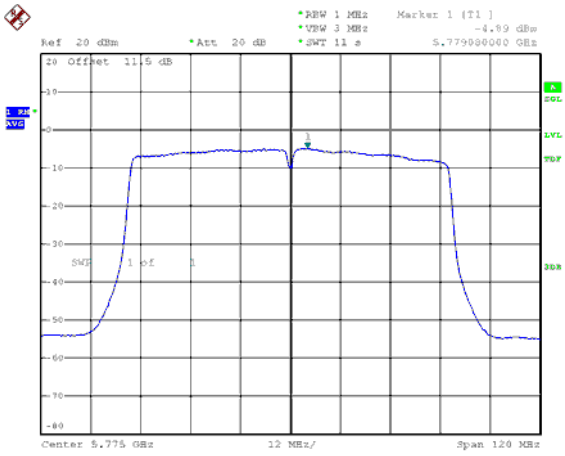


CH159



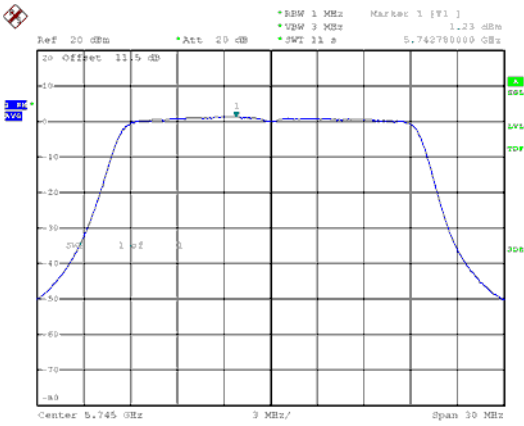


5.8G Band 4, ANT E
Modulation Type: 802.11ac VHT80 (29.3Mbps)
CH155

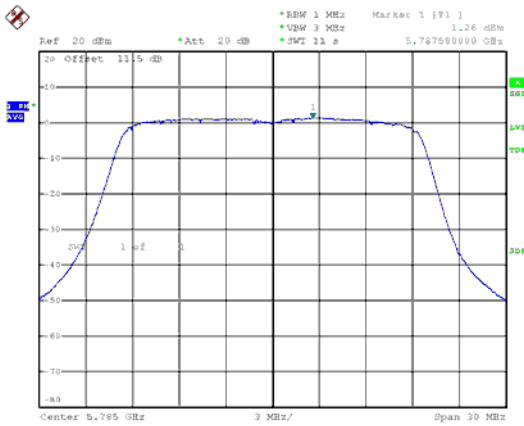




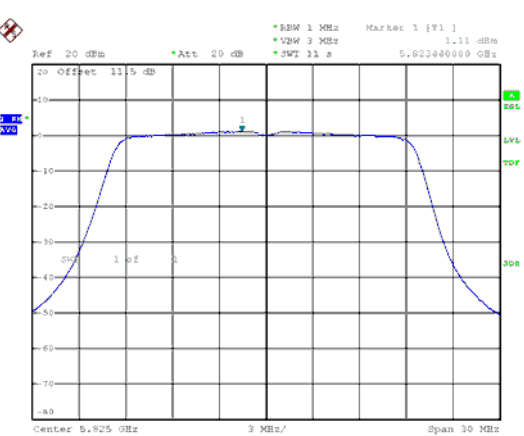
5.8G Band 4, ANT E
Modulation Type: 802.11ax HE20 (7.3Mbps)
CH149



CH157

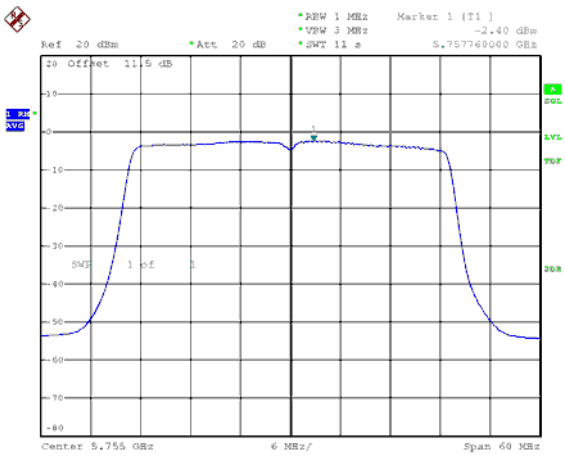


CH165

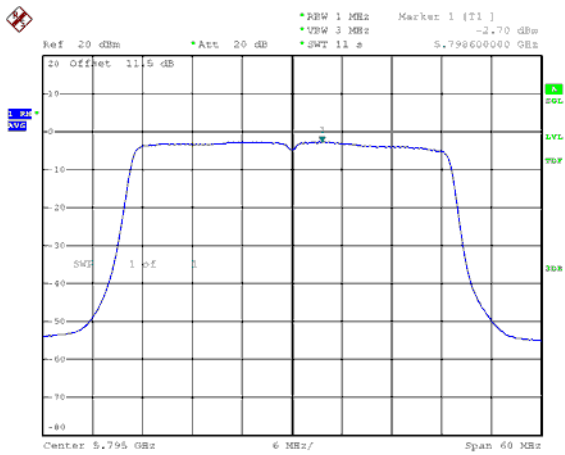




5.8G Band 4, ANT E
Modulation Type: 802.11ax HE40 (14.6Mbps)
CH151

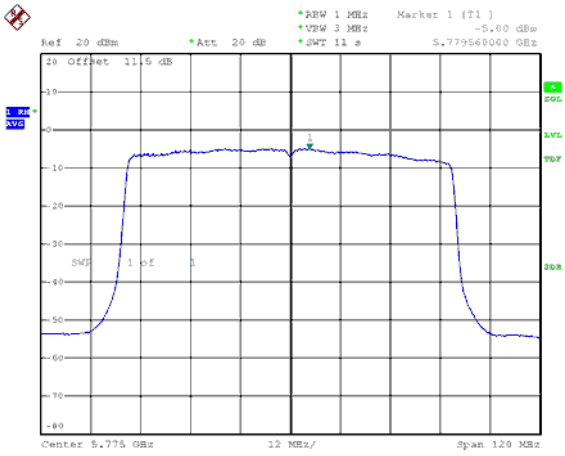


CH159



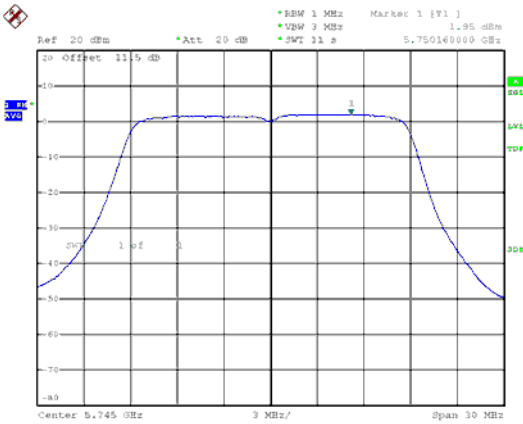


5.8G Band 4, ANT E
Modulation Type: 802.11ax HE80 (30.6Mbps)
CH155

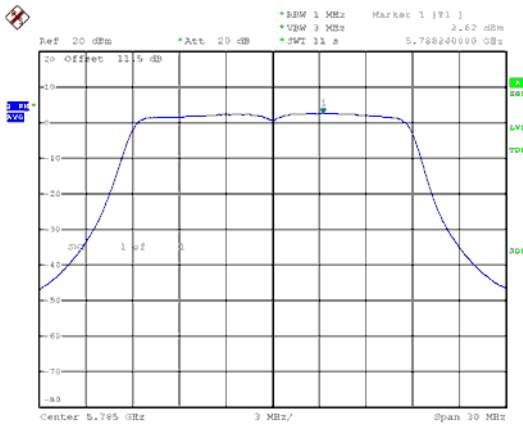




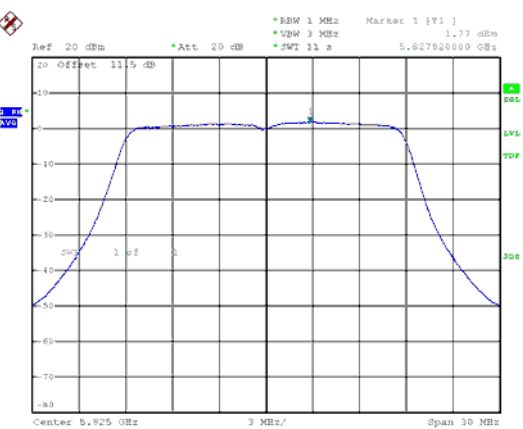
5.8G Band 4, ANT F
Modulation Type: 802.11ac VHT20 (6.5Mbps)
CH149



CH157

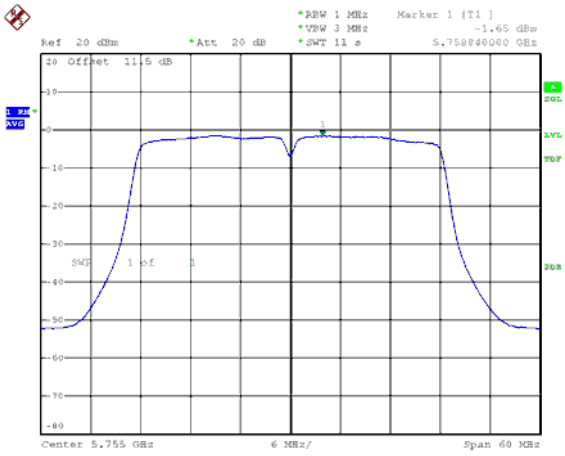


CH165

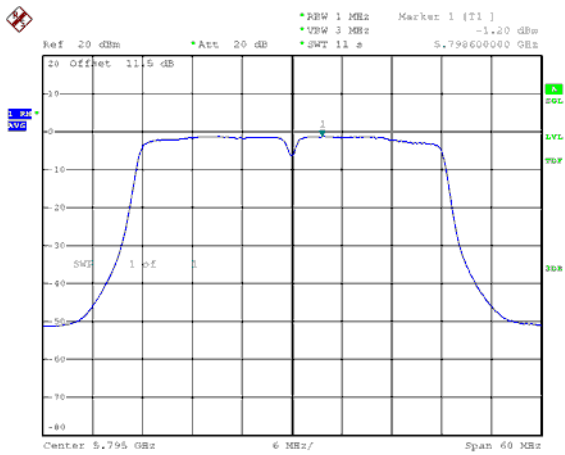




5.8G Band 4, ANT F
Modulation Type: 802.11ac VHT40 (13.5Mbps)
CH151

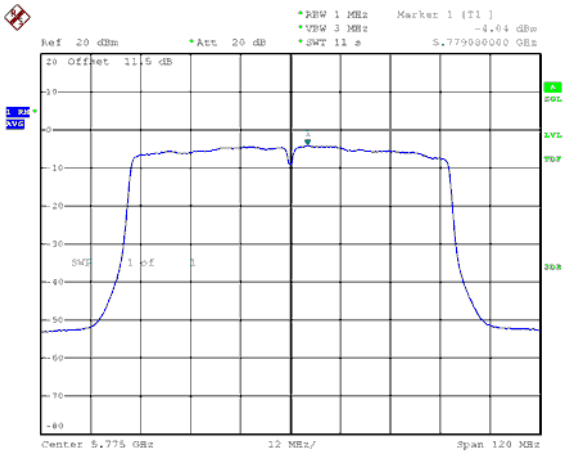


CH159



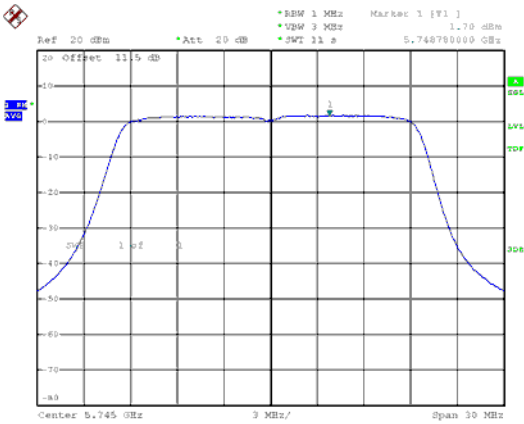


5.8G Band 4, ANT F
Modulation Type: 802.11ac VHT80 (29.3Mbps)
CH155

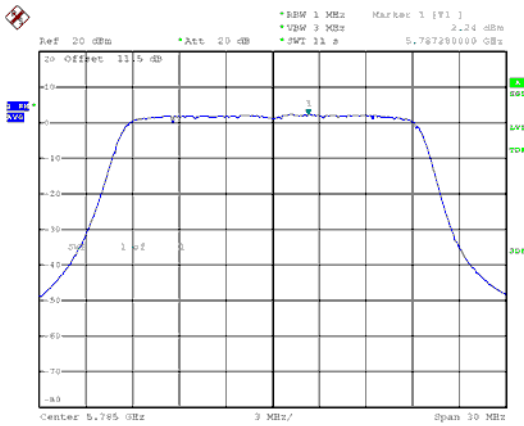




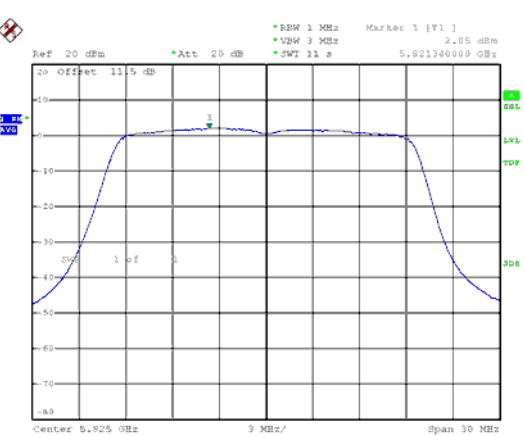
5.8G Band 4, ANT F
Modulation Type: 802.11ax HE20 (7.3Mbps)
CH149



CH157

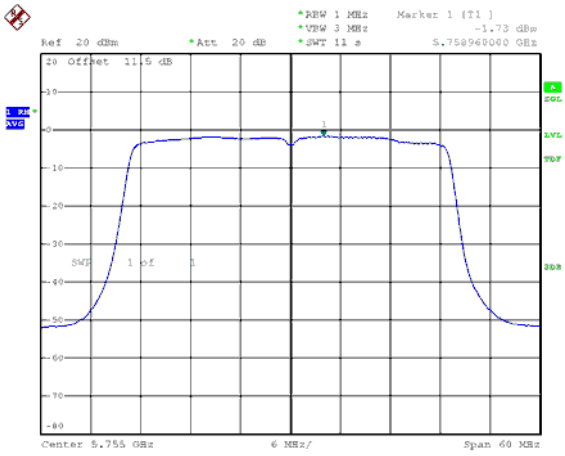


CH165

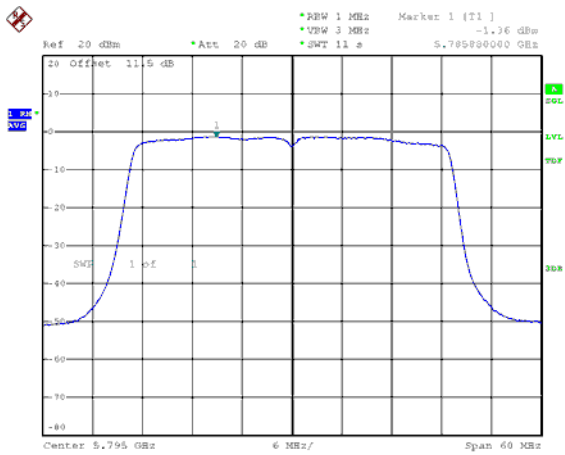




5.8G Band 4, ANT F
Modulation Type: 802.11ax HE40 (14.6Mbps)
CH151

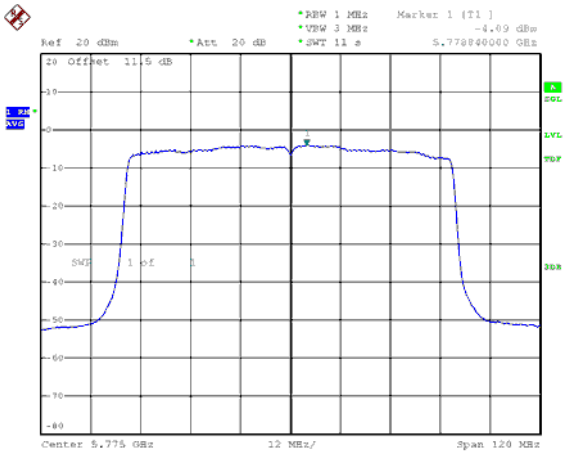


CH159



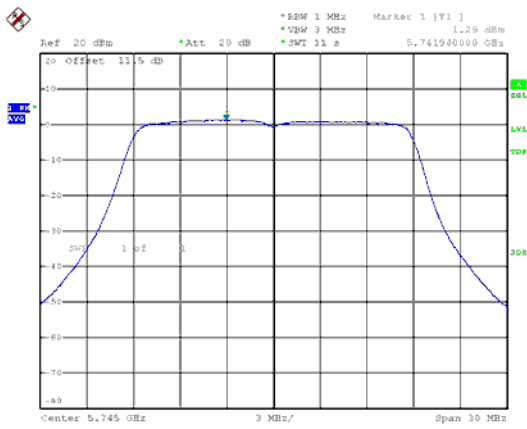


5.8G Band 4, ANT F
Modulation Type: 802.11ax HE80 (30.6Mbps)
CH155

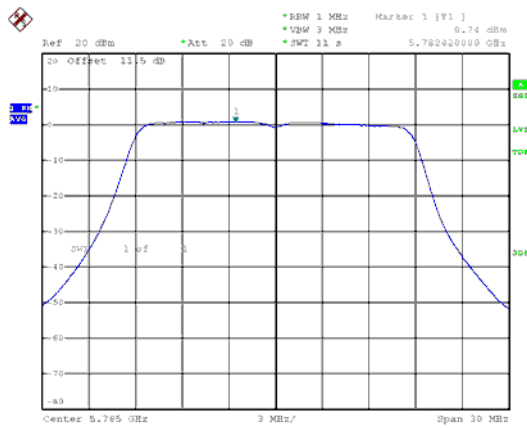




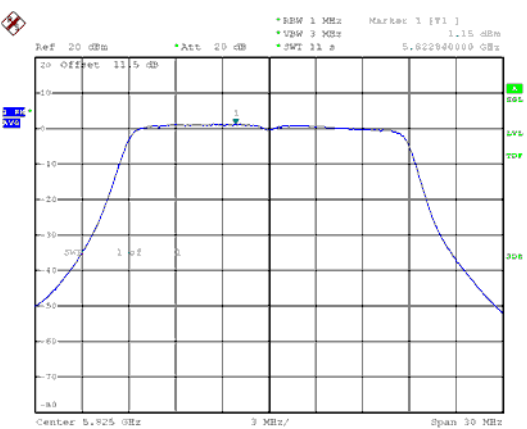
5.8G Band 4, ANT G
Modulation Type: 802.11ac VHT20 (6.5Mbps)
CH149



CH157

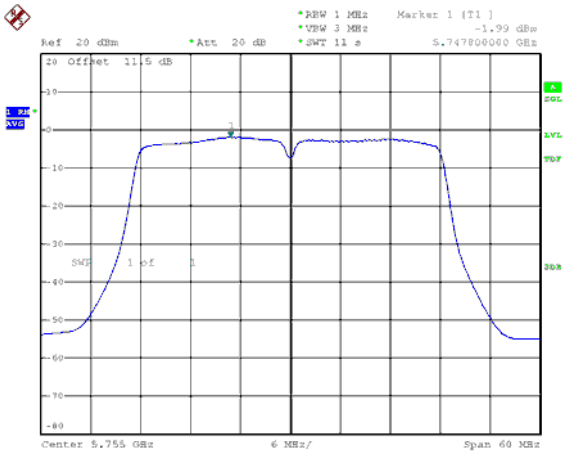


CH165

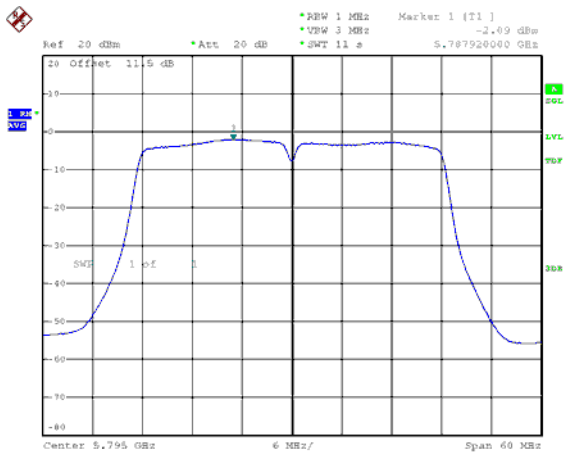




5.8G Band 4, ANT G
Modulation Type: 802.11ac VHT40 (13.5Mbps)
CH151

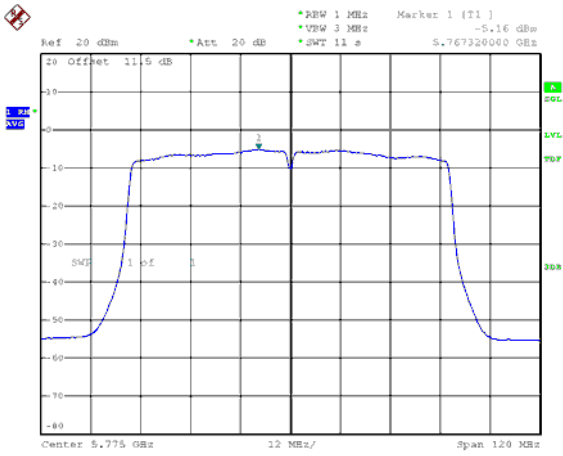


CH159



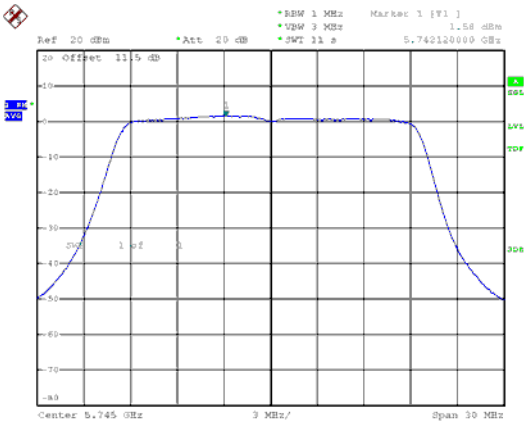


5.8G Band 4, ANT G
Modulation Type: 802.11ac VHT80 (29.3Mbps)
CH155

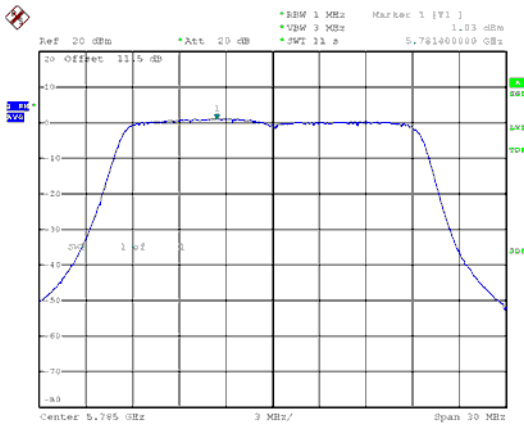




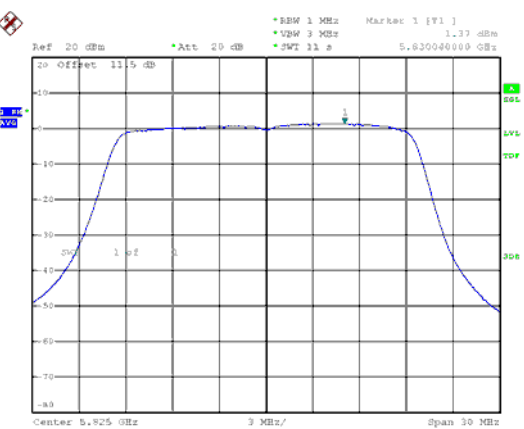
5.8G Band 4, ANT G
Modulation Type: 802.11ax HE20 (7.3Mbps)
CH149



CH157

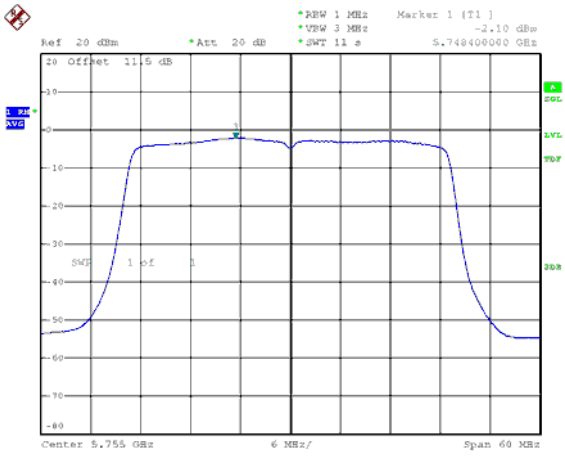


CH165

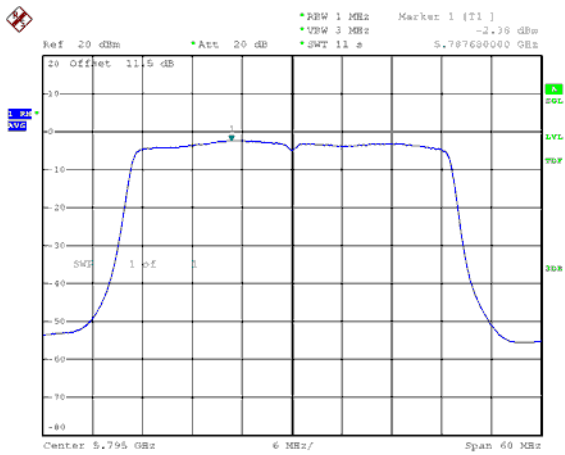




5.8G Band 4, ANT G
Modulation Type: 802.11ax HE40 (14.6Mbps)
CH151

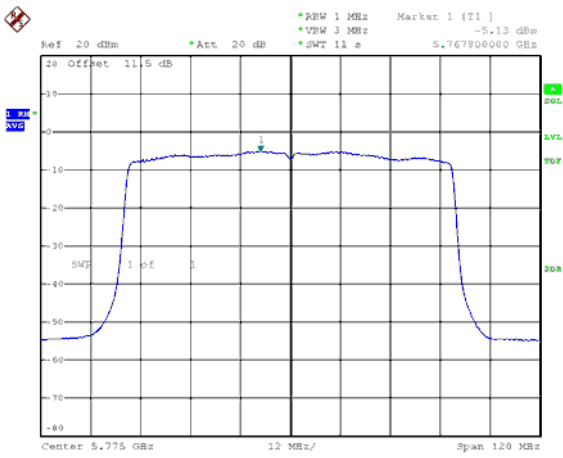


CH159



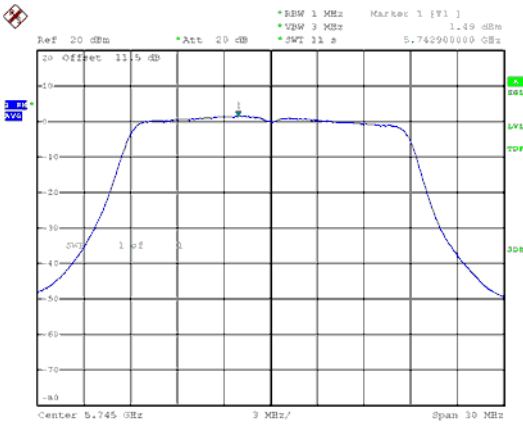


5.8G Band 4, ANT G
Modulation Type: 802.11ax HE80 (30.6Mbps)
CH155

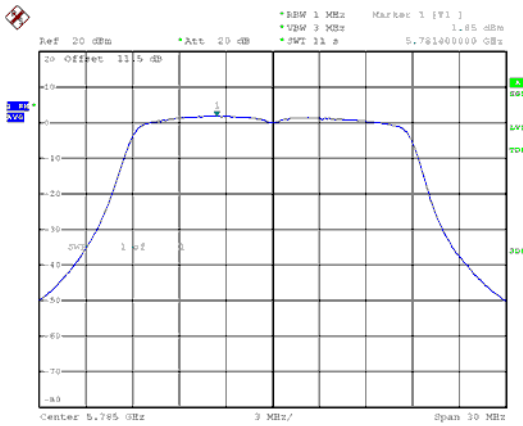




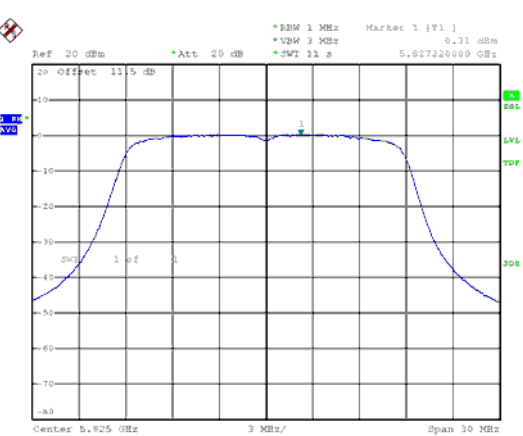
5.8G Band 4, ANT H
Modulation Type: 802.11ac VHT20 (6.5Mbps)
CH149



CH157

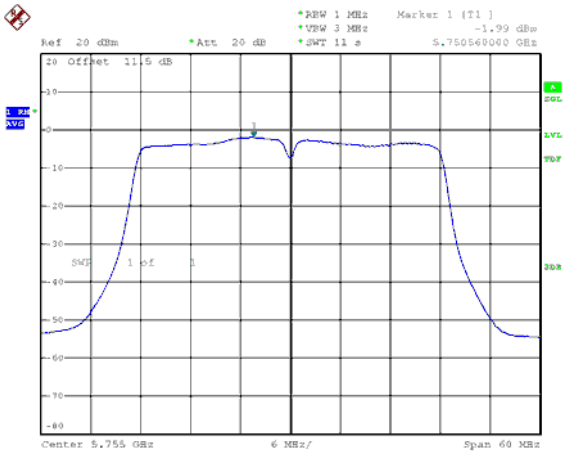


CH165

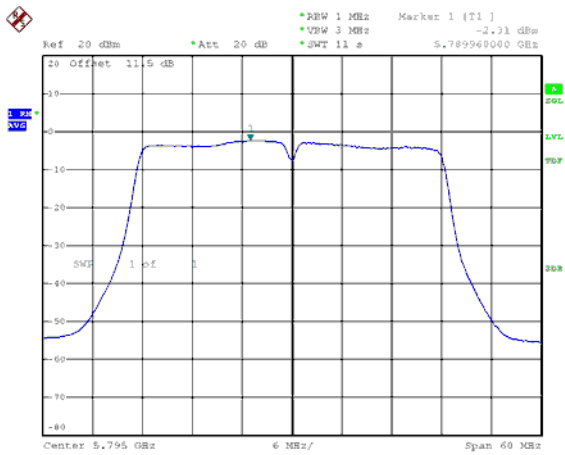




5.8G Band 4, ANT H
Modulation Type: 802.11ac VHT40 (13.5Mbps)
CH151

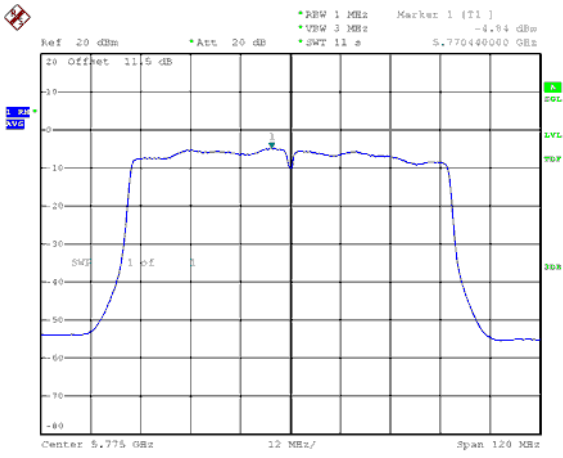


CH159



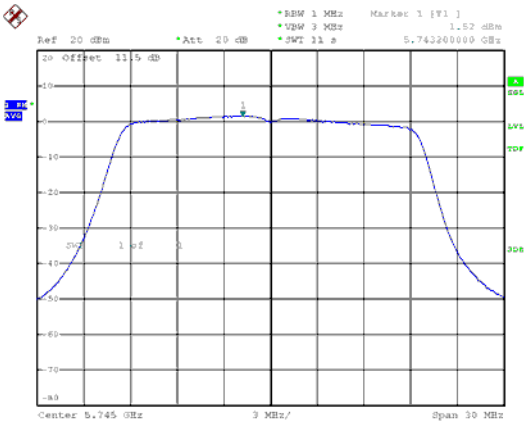


5.8G Band 4, ANT H
Modulation Type: 802.11ac VHT80 (29.3Mbps)
CH155

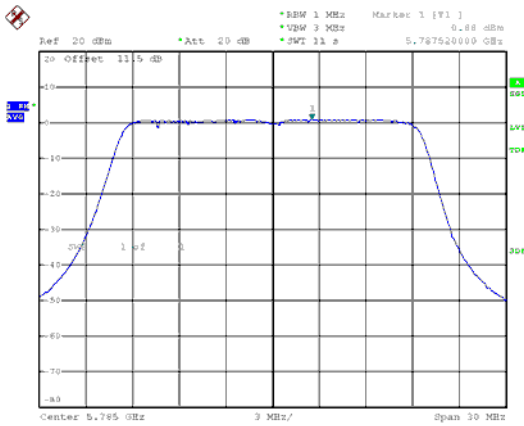




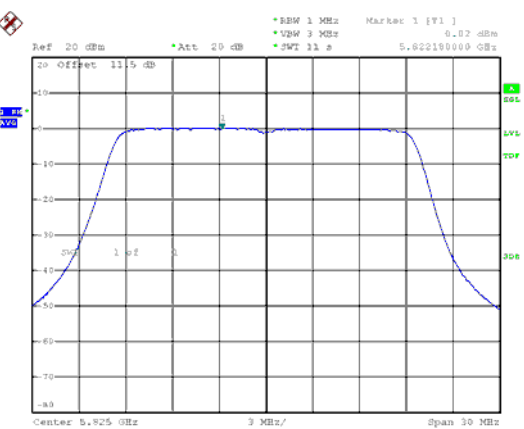
5.8G Band 4, ANT H
Modulation Type: 802.11ax HE20 (7.3Mbps)
CH149



CH157

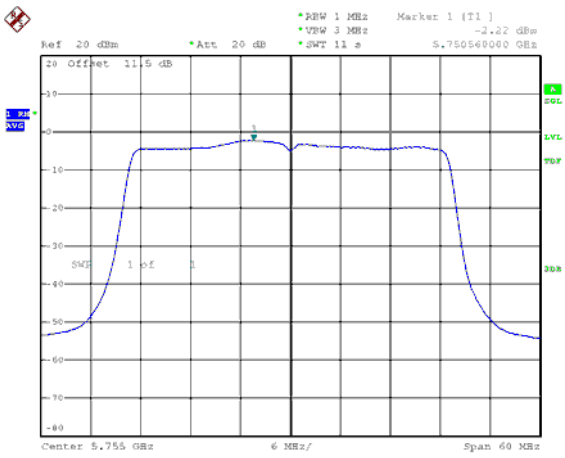


CH165

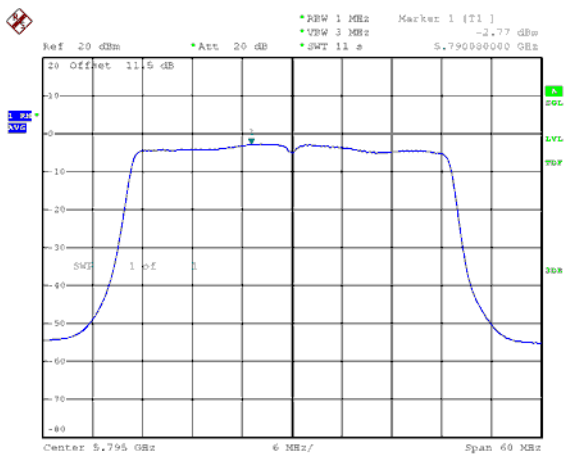




5.8G Band 4, ANT H
Modulation Type: 802.11ax HE40 (14.6Mbps)
CH151

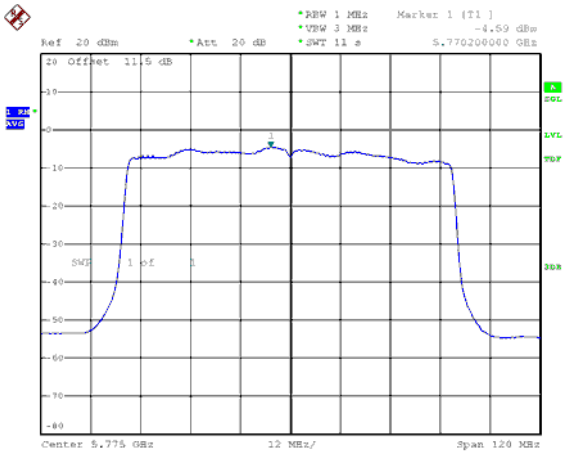


CH159





5.8G Band 4, ANT H
Modulation Type: 802.11ax HE80 (30.6Mbps)
CH155



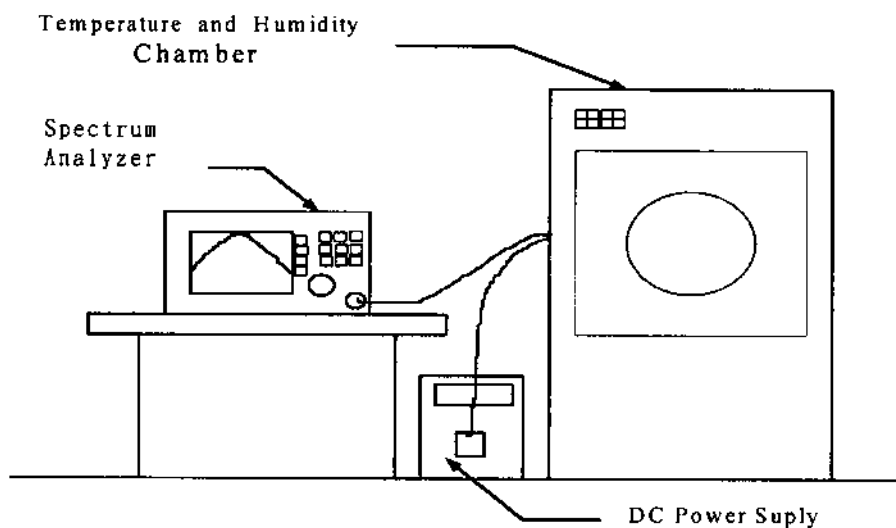


12. Frequency Stability

12.1. Test Procedure

1. The EUT was placed inside the Temperature and Humidity chamber.
2. The transmitter output was connected to spectrum analyzer.
3. Turn the EUT on and couple its output to a spectrum analyzer.
4. Turn the EUT off and set the chamber to the highest temperature specified.
5. Allow sufficient time (approximately 30 min) for the temperature of the chamber to stabilize, turn the EUT on and measure the operating frequency after 2, 5, and 10 minutes.
6. Repeat step 2 and 3 with the temperature chamber set to the lowest temperature.
7. The test chamber was allowed to stabilize at +20 degree C for a minimum of 30 minutes. The supply voltage was then adjusted on the EUT from 85% to 115% and the frequency record.

12.2. Test Setup Layout



**12.3. Test Result and Data**

Operating frequency:5180MHz							
Temp (°C)	Power supply (V)	2 minute		5 minute		10 minute	
		(MHz)	(%)	(MHz)	(%)	(MHz)	(%)
50	102	5179.9788	-0.000409	5179.9423	-0.001114	5179.9428	-0.001104
	120	5179.9783	-0.000419	5179.9421	-0.001118	5179.9421	-0.001118
	138	5179.9781	-0.000423	5179.9426	-0.001108	5179.9425	-0.001110
40	102	5180.0077	0.000149	5179.9423	-0.001114	5180.0144	0.000278
	120	5180.0072	0.000139	5179.9421	-0.001118	5180.0145	0.000280
	138	5180.0075	0.000145	5179.9426	-0.001108	5180.0144	0.000278
30	102	5180.0288	0.000556	5180.0365	0.000705	5180.0070	0.000135
	120	5180.0289	0.000558	5180.0362	0.000699	5180.0072	0.000139
	138	5180.0289	0.000558	5180.0366	0.000707	5180.0074	0.000143
20	102	5180.0074	0.000143	5180.0145	0.000280	5180.0146	0.000282
	120	5180.0072	0.000139	5180.0145	0.000280	5180.0145	0.000280
	138	5180.0076	0.000147	5180.0144	0.000278	5180.0148	0.000286
10	102	5180.0287	0.000554	5179.9786	-0.000413	5179.9716	-0.000548
	120	5180.0289	0.000558	5179.9783	-0.000419	5179.9711	-0.000558
	138	5180.0283	0.000546	5179.9784	-0.000417	5179.9712	-0.000556
0	102	5180.3621	0.006990	5180.0214	0.000413	5180.0074	0.000143
	120	5180.3620	0.006988	5180.0217	0.000419	5180.0072	0.000139
	138	5180.3625	0.006998	5180.0218	0.000421	5180.0072	0.000139
-10	102	5180.0431	0.000832	5180.0504	0.000973	5179.9922	-0.000151
	120	5180.0434	0.000838	5180.0507	0.000979	5179.9928	-0.000139
	138	5180.0438	0.000846	5180.0506	0.000977	5179.9924	-0.000147
-20	102	5180.5071	0.009790	5180.0005	0.000010	5180.0574	0.001108
	120	5180.5070	0.009788	5180.0000	0.000000	5180.0579	0.001118
	138	5180.5074	0.009795	5180.0003	0.000006	5180.0577	0.001114
-30	102	5180.0577	0.001114	5180.0658	0.001270	5180.0284	0.000548
	120	5180.0579	0.001118	5180.0651	0.001257	5180.0289	0.000558
	138	5180.0574	0.001108	5180.0652	0.001259	5180.0284	0.000548

Limit:

Manufacturers of U-NII devices are responsible for ensuring frequency stability such that an emission is maintained within the band of operation under all conditions of normal operation as specified in the users manual.