



427 West 12800 South  
Draper, UT 84020

## Test Report Attachment

<b>FCC ID</b>	SWX-AF60XRR
<b>ISED ID</b>	6545A-AF60XRR
<b>Equipment Under Test</b>	AF60-XRR
<b>Test Report Serial Number</b>	TR8572_02
<b>Date of Test</b>	14 July 2023
<b>Report Issue Date</b>	20 October 2023

### Test Personnel

<b>Testing performed by</b>	Tyler Parry
-----------------------------	-------------

### Test Location

Testing was performed at the Unified Compliance Laboratory located at 427 West 12800 South, Draper, UT 84020. Unified Compliance Laboratory is accredited by National Voluntary Laboratory Accreditation Program (NVLAP); NVLAP Code 600241-0 which is effective until 30 June 2024. This site has also been registered with Innovations, Science and Economic Development (ISED) department as was accepted under Appendix B, Phase 1 procedures of the APEC Tel MRA for Canadian recognition. ISED No.: 25346, effective until 30 June 2024. Unified Compliance Laboratory has been assigned Conformity Assessment Number US0223 by ISED and MRA US5037.



# 1 UNII-3 Band

## 1.1 Summary

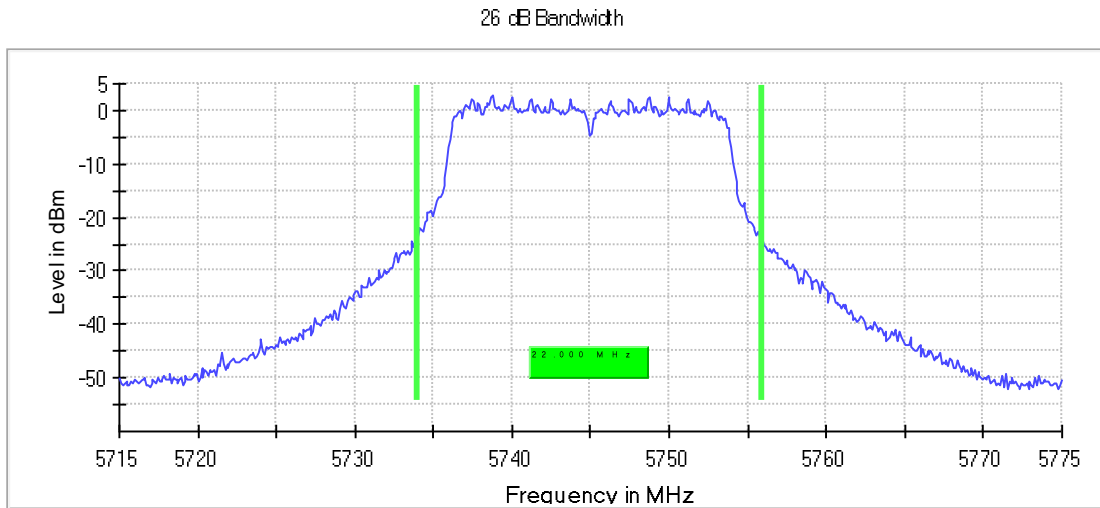
Test	Frequency (MHz)	Nominal Power (dBm)	Nominal Bandwidth (MHz)	Result
Emission Bandwidth 26 dB	5745.000	24.0	20.000000	PASS
RF output power	5745.000	24.0	20.000000	PASS
Power Spectral Density	5745.000	24.0	20.000000	PASS
Minimum Emission Bandwidth 6 dB	5745.000	24.0	20.000000	PASS
Occupied Channel Bandwidth 99%	5745.000	24.0	20.000000	PASS
Tx Spurious Emission	5745.000	24.0	20.000000	PASS
Emission Bandwidth 26 dB	5775.000	24.0	20.000000	PASS
Minimum Emission Bandwidth 6 dB	5775.000	24.0	20.000000	PASS
Occupied Channel Bandwidth 99%	5775.000	24.0	20.000000	PASS
Tx Spurious Emission	5775.000	24.0	20.000000	PASS
Emission Bandwidth 26 dB	5825.000	24.0	20.000000	PASS
Minimum Emission Bandwidth 6 dB	5825.000	24.0	20.000000	PASS
Occupied Channel Bandwidth 99%	5825.000	24.0	20.000000	PASS
Tx Spurious Emission	5825.000	24.0	20.000000	PASS
Emission Bandwidth 26 dB	5755.000	24.0	40.000000	PASS
Minimum Emission Bandwidth 6 dB	5755.000	24.0	40.000000	PASS
Occupied Channel Bandwidth 99%	5755.000	24.0	40.000000	PASS
Tx Spurious Emission	5755.000	24.0	40.000000	PASS
Emission Bandwidth 26 dB	5775.000	24.0	40.000000	PASS
Minimum Emission Bandwidth 6 dB	5775.000	24.0	40.000000	PASS
Occupied Channel Bandwidth 99%	5775.000	24.0	40.000000	PASS
Tx Spurious Emission	5775.000	24.0	40.000000	PASS
Emission Bandwidth 26 dB	5795.000	24.0	40.000000	PASS
Minimum Emission Bandwidth 6 dB	5795.000	24.0	40.000000	PASS
Occupied Channel Bandwidth 99%	5795.000	24.0	40.000000	PASS
Tx Spurious Emission	5795.000	24.0	40.000000	PASS
Emission Bandwidth 26 dB	5775.000	24.0	80.000000	PASS
Minimum Emission Bandwidth 6 dB	5775.000	24.0	80.000000	PASS
Occupied Channel Bandwidth 99%	5775.000	24.0	80.000000	PASS
Tx Spurious Emission	5775.000	24.0	80.000000	PASS

### Emission Bandwidth 26 dB (5745 MHz; 24.000 dBm; 20 MHz)

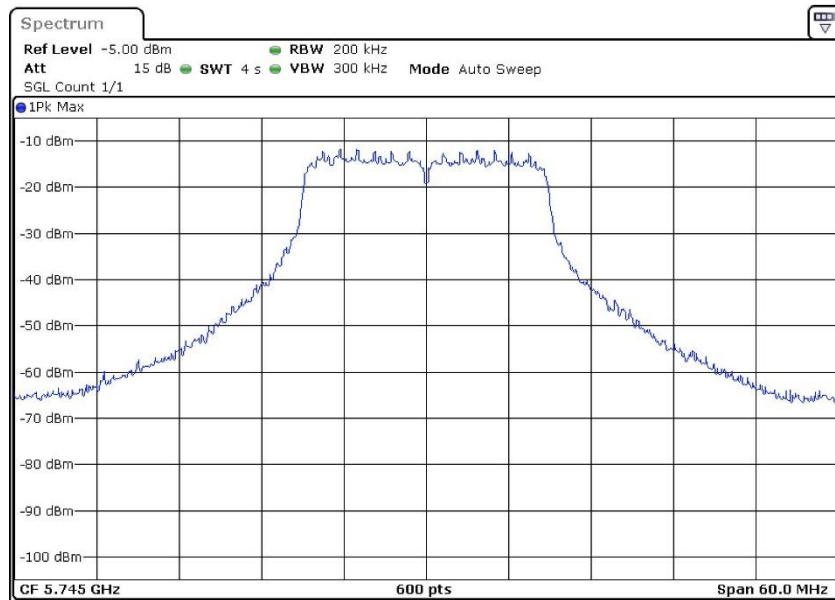
#### 26 dB Bandwidth

DUT Frequency (MHz)	Bandwidth (MHz)	Limit Min (MHz)	Limit Max (MHz)	Band Edge Left (MHz)	Band Edge Right (MHz)
5745.000000	22.000000	---	---	5733.950000	5755.950000

DUT Frequency (MHz)	Max Level (dBm)	Result
5745.000000	2.8	PASS



**Bandwidth**



**Measurement**

Setting	Instrument Value	Target Value
Start Frequency	5.71500 GHz	5.71500 GHz
Stop Frequency	5.77500 GHz	5.77500 GHz
Span	60.000 MHz	60.000 MHz
RBW	200.000 kHz	~ 200.000 kHz
VBW	300.000 kHz	>= 240.000 kHz
SweepPoints	600	~ 600
SweepTime	4.000 s	4.000 s
Reference Level	-5.000 dBm	-5.000 dBm
Attenuation	15.000 dB	AUTO

Detector	MaxPeak	MaxPeak
SweepCount	1	1
Filter	3 dB	3 dB
Trace Mode	Max Hold	Max Hold
SweepType	Sweep	AUTO
Preamp	off	off

## RF output power (5745 MHz; 24.000 dBm; 20 MHz)

### Result

DUT Frequency (MHz)	Gated RMS (dBm)	Limit Max (dBm)	Gated EIRP (dBm)	DutyCycle (%)	Result
5745.000000	20.1	30.0	20.1	94.848	PASS

## OSP PowerMeter settings

Setting	Instrument Value	Target Value
Measurement Time	1.000 s	1.000 s
Points	1000000	1000000
Time resolution	1.000 $\mu$ s	1.000 $\mu$ s

## Power Spectral Density (5745 MHz; 24.000 dBm; 20 MHz)

### Result

DUT Frequency (MHz)	Frequency (MHz)	PSD (dBm)	Limit Max (dBm)	Result
5745.000000	5750.148515	1.983	30.0	PASS

## Ports

Port	State
1	used
2	used

## Measurement

Setting	Instrument Value	Target Value
Start Frequency	5.73500 GHz	5.73500 GHz
Stop Frequency	5.75500 GHz	5.75500 GHz
Span	20.000 MHz	20.000 MHz
RBW	500.000 kHz	$\leq$ 500.000 kHz
VBW	2.000 MHz	$\geq$ 1.500 MHz
SweepPoints	101	$\sim$ 80
SweepTime	2.020 ms	2.020 ms
Reference Level	10.000 dBm	10.000 dBm
Attenuation	30.000 dB	AUTO
Detector	RMS	RMS
SweepCount	100	100
Filter	3 dB	3 dB
Trace Mode	Average Power	Average Power
SweepType	FFT	AUTO
Preamp	off	off

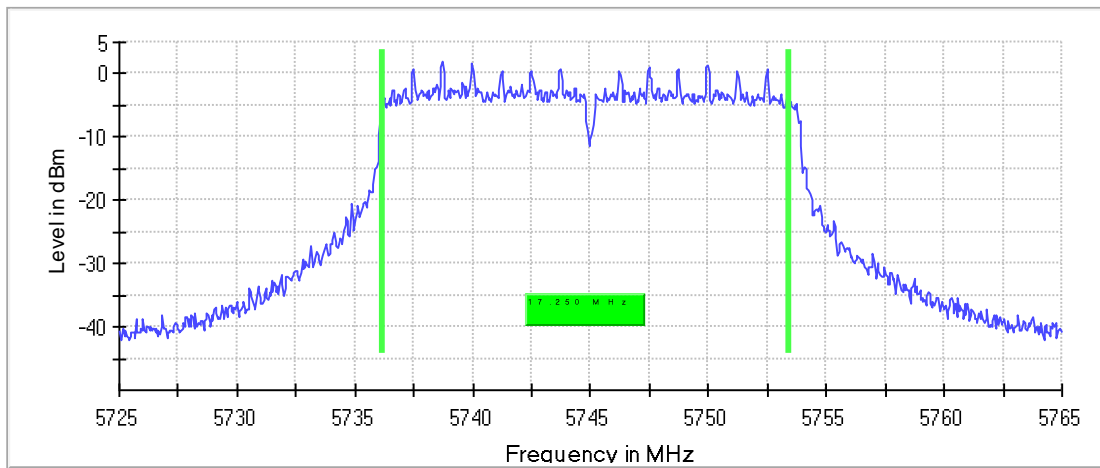
## Minimum Emission Bandwidth 6 dB (5745 MHz; 24.000 dBm; 20 MHz)

### 6 dB Bandwidth

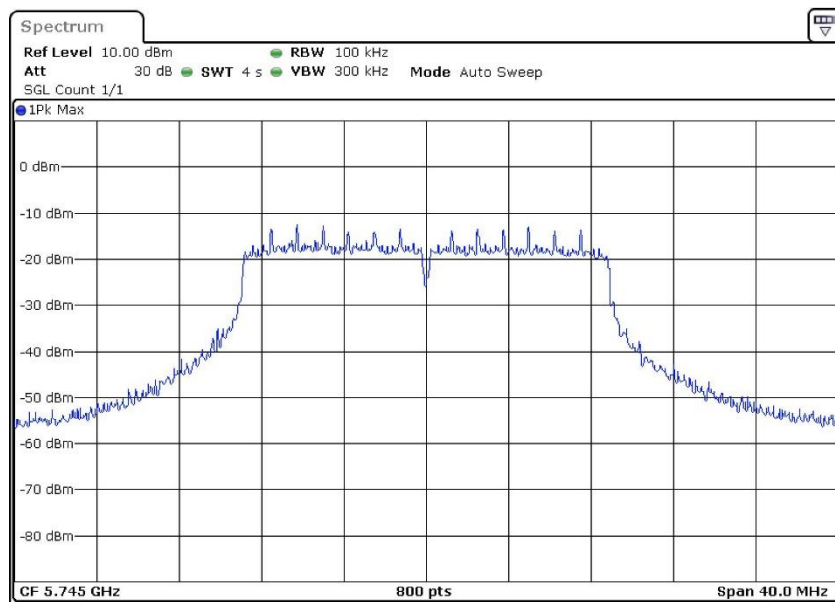
DUT Frequency (MHz)	Bandwidth (MHz)	Limit Min (MHz)	Limit Max (MHz)	Band Edge Left (MHz)	Band Edge Right (MHz)
5745.000000	17.250000	0.500000	---	5736.175000	5753.425000

DUT Frequency (MHz)	Max Level (dBm)	Result
5745.000000	1.8	PASS

6 dB Bandwidth



### Bandwidth



### Measurement

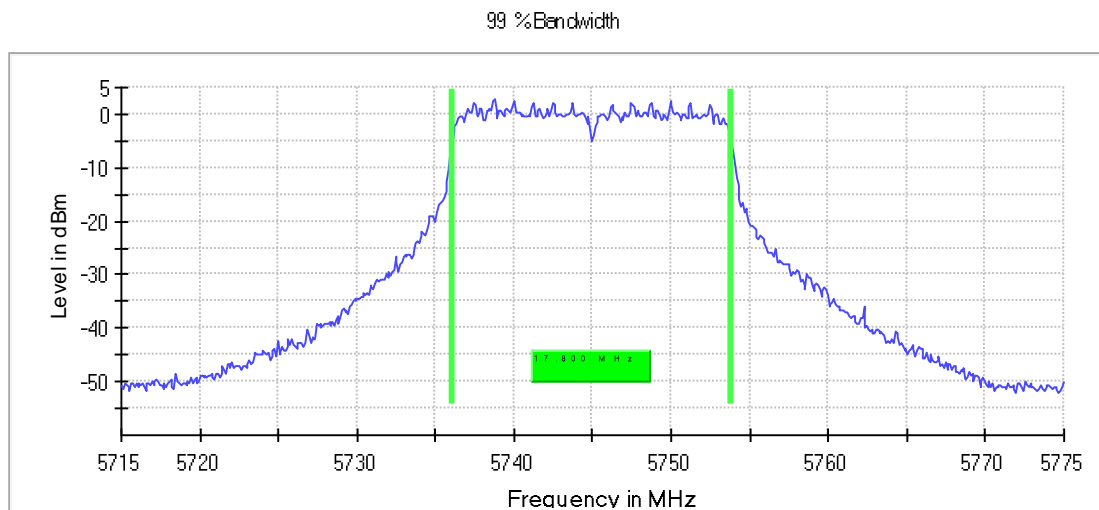
Setting	Instrument Value	Target Value
Start Frequency	5.72500 GHz	5.72500 GHz
Stop Frequency	5.76500 GHz	5.76500 GHz
Span	40.000 MHz	40.000 MHz
RBW	100.000 kHz	~ 100.000 kHz
VBW	300.000 kHz	~ 300.000 kHz
SweepPoints	800	~ 800
SweepTime	4.000 s	4.000 s
Reference Level	10.000 dBm	10.000 dBm
Attenuation	30.000 dB	AUTO
Detector	MaxPeak	MaxPeak
SweepCount	1	1
Filter	3 dB	3 dB
Trace Mode	Max Hold	Max Hold
Sweeptype	Sweep	AUTO
Preamp	off	off

## Occupied Channel Bandwidth 99% (5745 MHz; 24.000 dBm; 20 MHz)

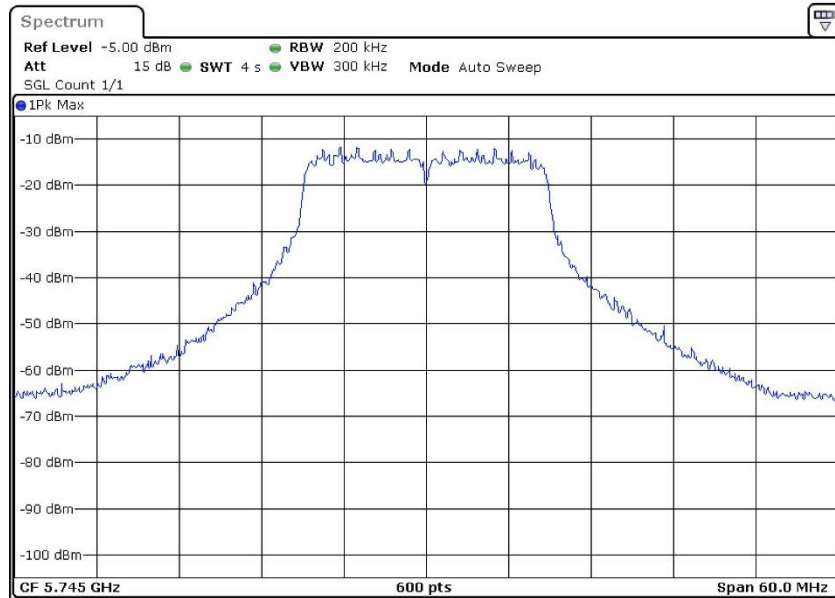
### 99 % Bandwidth

DUT Frequency (MHz)	Bandwidth (MHz)	Limit Min (MHz)	Limit Max (MHz)	Band Edge Left (MHz)	Band Edge Right (MHz)
5745.000000	17.800000	---	---	5736.050000	5753.850000

DUT Frequency (MHz)	Result
5745.000000	PASS



Bandwidth



### Measurement

Setting	Instrument Value	Target Value
Start Frequency	5.71500 GHz	5.71500 GHz
Stop Frequency	5.77500 GHz	5.77500 GHz
Span	60.000 MHz	60.000 MHz
RBW	200.000 kHz	>= 200.000 kHz
VBW	300.000 kHz	>= 240.000 kHz
SweepPoints	600	~ 600
Sweeptime	4.000 s	4.000 s
Reference Level	-5.000 dBm	-5.000 dBm
Attenuation	15.000 dB	AUTO
Detector	MaxPeak	MaxPeak
SweepCount	1	1
Filter	3 dB	3 dB
Trace Mode	Max Hold	Max Hold
SweepType	Sweep	AUTO
Preamp	off	off

### Tx Spurious Emission (5745 MHz; 24.000 dBm; 20 MHz)

### Result

DUT Frequency (MHz)	Result
5745.000000	PASS

### Final measurements

Frequency (MHz)	Level Pre Measurement (dBm)	level (dBm)	Limit (dBm)	Margin (dB)	Result
---	---	---	---	---	---

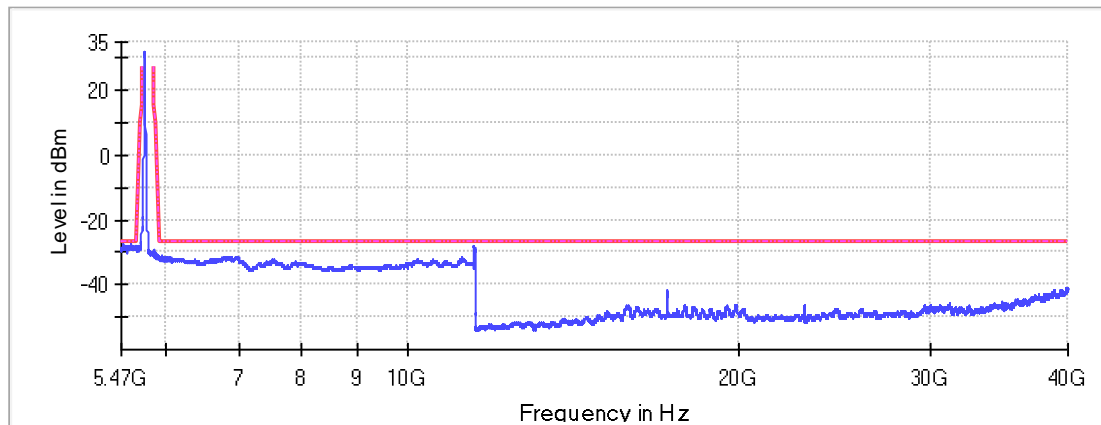
### Pre Measurements

Frequency (MHz)	Level (dBm)	Margin (dB)	Limit (dBm)
5490.750000	-27.6	0.6	-27.0
5590.750000	-27.6	0.6	-27.0
5591.250000	-27.6	0.6	-27.0
5507.750000	-27.7	0.7	-27.0
5547.250000	-27.7	0.7	-27.0
5590.250000	-27.7	0.7	-27.0
5485.250000	-27.7	0.7	-27.0
11490.000000	-27.8	0.8	-27.0
5591.750000	-27.8	0.8	-27.0
5546.750000	-27.8	0.8	-27.0
11489.207921	-27.8	0.8	-27.0
5523.250000	-27.8	0.8	-27.0
5485.750000	-27.9	0.9	-27.0
5610.750000	-27.9	0.9	-27.0
5544.750000	-27.9	0.9	-27.0

## Measurement Settings

Start Frequency (MHz)	Stop Frequency (MHz)	Pre Measurement	Final Measurement
5470.000000	6100.000000	2	2
6100.000000	11470.000000	2	2
11470.000000	11510.000000	1	2
11510.000000	18000.000000	2	2
18000.000000	26000.000000	2	2
26000.000000	40000.000000	2	2

Spurious



— Limit    - - - - - Threshold    × Critical    × Final Critical    — Sum Level

## Pre Measurement 1

Setting	Instrument Value	Target Value
RBW	1.000 MHz	<= 1.000 MHz
VBW	3.000 MHz	>= 3.000 MHz
SweepPoints	101	~ 80
SweepTime	1.000 s	1.000 s
Reference Level	10.000 dBm	10.000 dBm
Attenuation	20.000 dB	15.000 dB
Detector	Average	Average
SweepCount	1	1
Filter	3 dB	3 dB



Trace Mode	Clear Write	Clear Write
SweepType	Sweep	AUTO
Preamp	off	off

## Pre Measurement 2

Setting	Instrument Value	Target Value
RBW	1.000 MHz	<= 1.000 MHz
VBW	3.000 MHz	>= 3.000 MHz
SweepPoints	1260	~ 1260
SweepTime	85.781 $\mu$ s	AUTO
Reference Level	10.000 dBm	-10.000 dBm
Attenuation	20.000 dB	0.000 dB
Detector	RMS	RMS
SweepCount	100	100
Filter	3 dB	3 dB
Trace Mode	Average Power	Average Power
SweepType	FFT	AUTO
Preamp	off	off

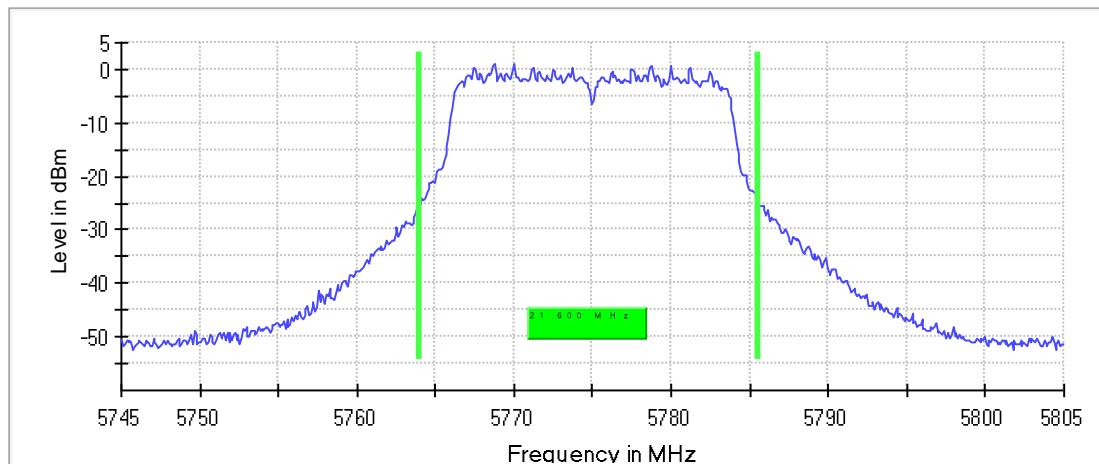
## Emission Bandwidth 26 dB (5775 MHz; 24.000 dBm; 20 MHz)

### 26 dB Bandwidth

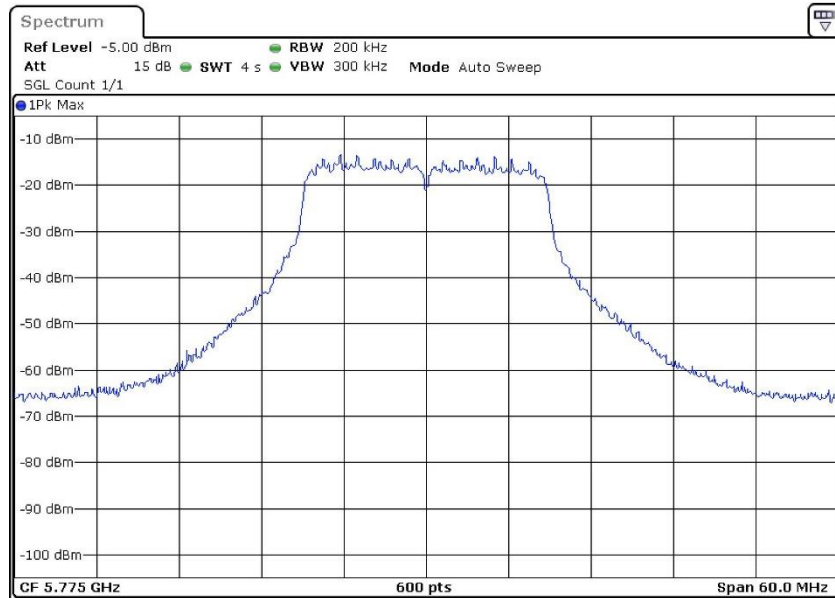
DUT Frequency (MHz)	Bandwidth (MHz)	Limit Min (MHz)	Limit Max (MHz)	Band Edge Left (MHz)	Band Edge Right (MHz)
5775.000000	21.600000	---	---	5763.950000	5785.550000

DUT Frequency (MHz)	Max Level (dBm)	Result
5775.000000	1.0	PASS

26 dB Bandwidth



Bandwidth



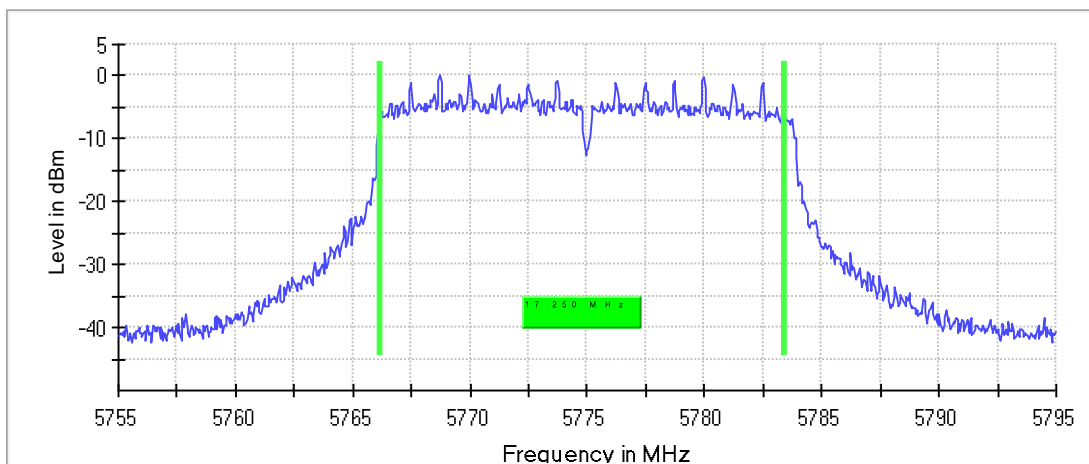
**Minimum Emission Bandwidth 6 dB (5775 MHz; 24.000 dBm; 20 MHz)**

**6 dB Bandwidth**

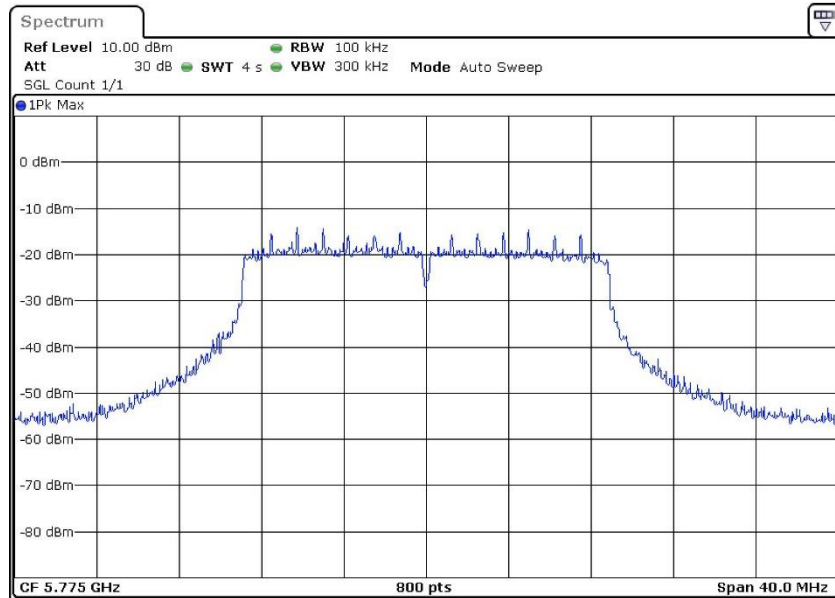
DUT Frequency (MHz)	Bandwidth (MHz)	Limit Min (MHz)	Limit Max (MHz)	Band Edge Left (MHz)	Band Edge Right (MHz)
5775.000000	17.250000	0.500000	---	5766.175000	5783.425000

DUT Frequency (MHz)	Max Level (dBm)	Result
5775.000000	0.2	PASS

6 dB Bandwidth



Bandwidth



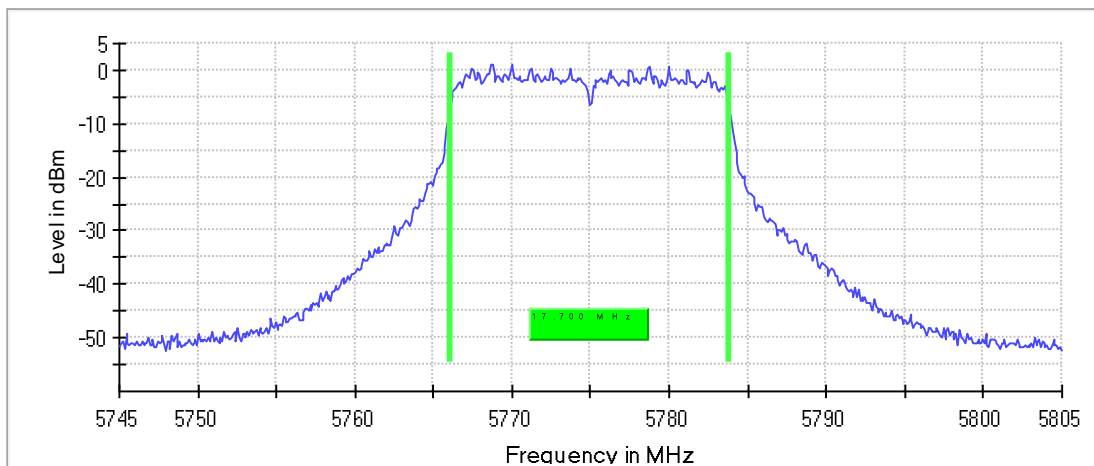
**Occupied Channel Bandwidth 99% (5775 MHz; 24.000 dBm; 20 MHz)**

**99 % Bandwidth**

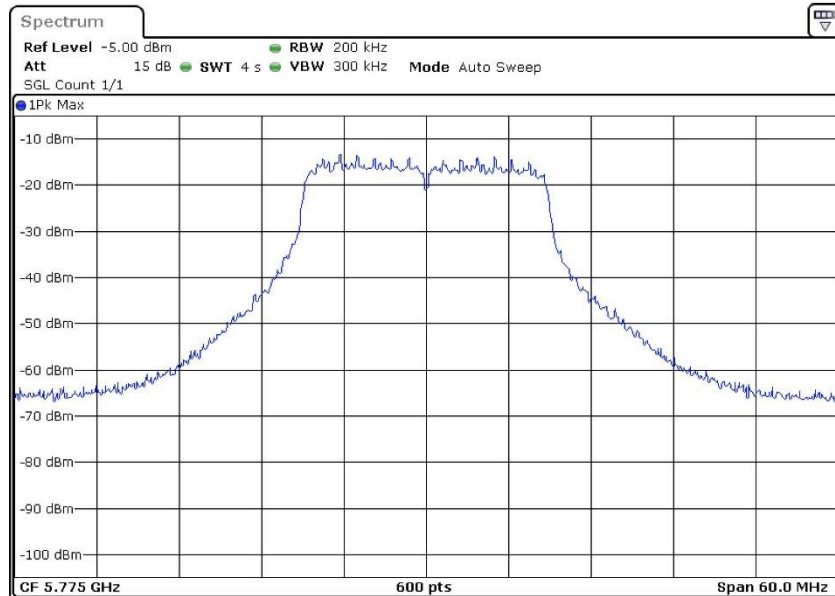
DUT Frequency (MHz)	Bandwidth (MHz)	Limit Min (MHz)	Limit Max (MHz)	Band Edge Left (MHz)	Band Edge Right (MHz)
5775.000000	17.700000	---	---	5766.050000	5783.750000

DUT Frequency (MHz)	Result
5775.000000	PASS

99 %Bandwidth



Bandwidth



### Tx Spurious Emission (5775 MHz; 24.000 dBm; 20 MHz)

#### Result

DUT Frequency (MHz)	Result
5775.000000	PASS

#### Final measurements

Frequency (MHz)	Level Pre Measurement (dBm)	level (dBm)	Limit (dBm)	Margin (dB)	Result
---	---	---	---	---	---

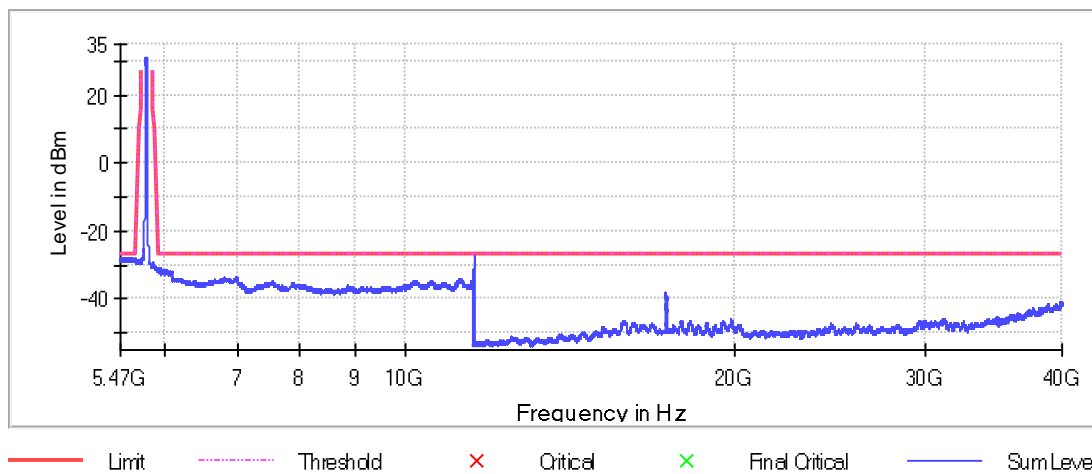
#### Pre Measurements

Frequency (MHz)	Level (dBm)	Margin (dB)	Limit (dBm)
11550.750000	-27.4	0.4	-27.0
11549.750000	-27.5	0.5	-27.0
11551.250000	-27.7	0.7	-27.0
11553.250000	-27.7	0.7	-27.0
11550.250000	-27.7	0.7	-27.0
11552.250000	-27.8	0.8	-27.0
5570.750000	-27.8	0.8	-27.0
11552.750000	-27.9	0.9	-27.0
5611.750000	-27.9	0.9	-27.0
5570.250000	-27.9	0.9	-27.0
5615.250000	-27.9	0.9	-27.0
11548.750000	-27.9	0.9	-27.0
11554.250000	-27.9	0.9	-27.0
11553.750000	-28.0	1.0	-27.0
11551.750000	-28.0	1.0	-27.0

## Measurement Settings

Start Frequency (MHz)	Stop Frequency (MHz)	Pre Measurement	Final Measurement
5470.000000	6100.000000	2	2
6100.000000	11470.000000	2	2
11470.000000	11510.000000	1	2
11510.000000	18000.000000	2	2
18000.000000	26000.000000	2	2
26000.000000	40000.000000	2	2

Spurious

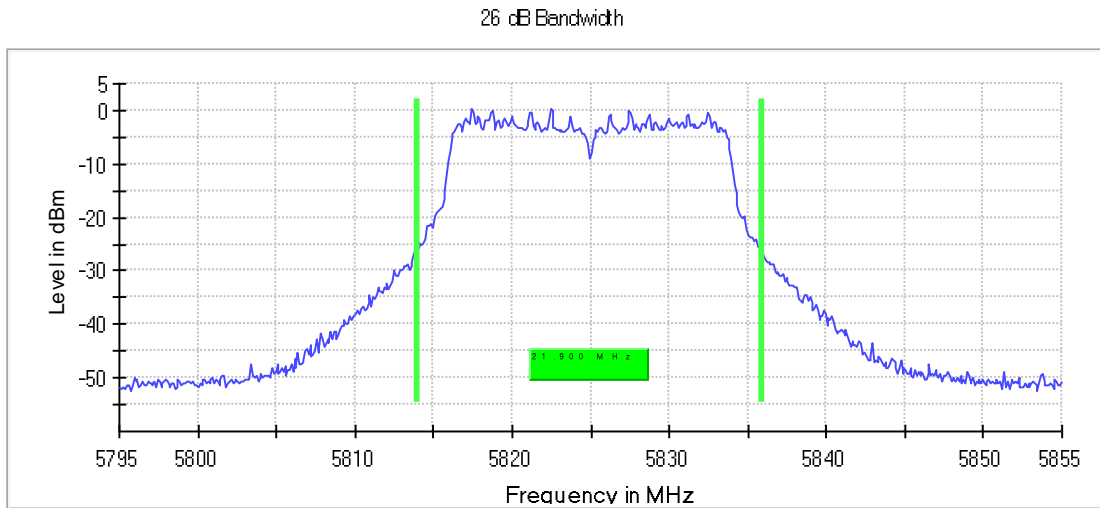


## Emission Bandwidth 26 dB (5825 MHz; 24.000 dBm; 20 MHz)

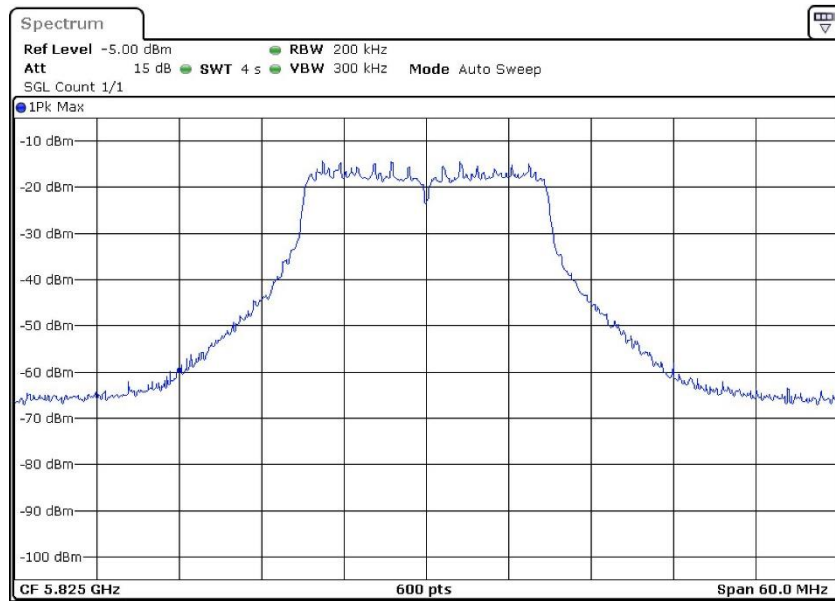
### 26 dB Bandwidth

DUT Frequency (MHz)	Bandwidth (MHz)	Limit Min (MHz)	Limit Max (MHz)	Band Edge Left (MHz)	Band Edge Right (MHz)
5825.000000	21.900000	---	---	5813.950000	5835.850000

DUT Frequency (MHz)	Max Level (dBm)	Result
5825.000000	0.2	PASS



**Bandwidth**

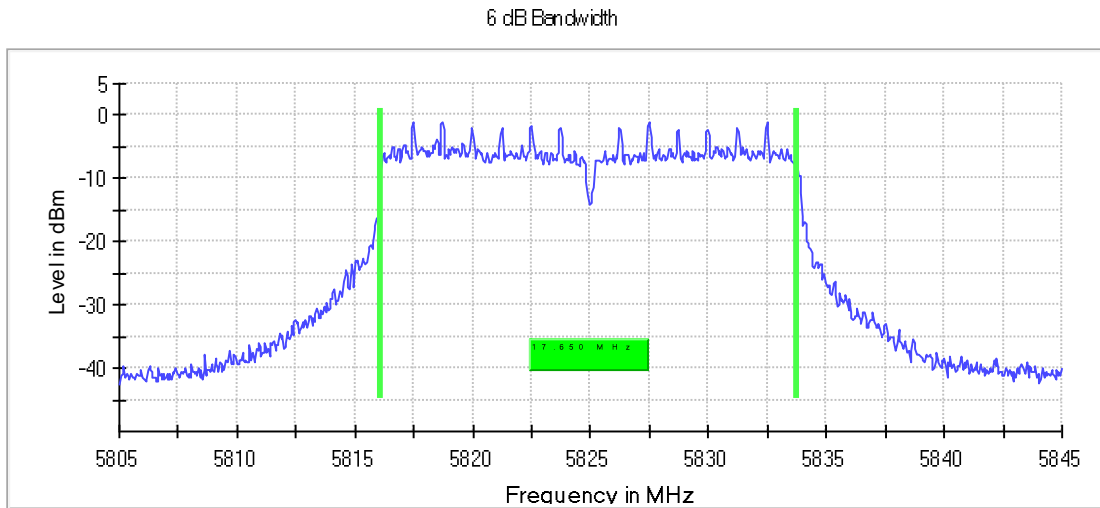


**Minimum Emission Bandwidth 6 dB (5825 MHz; 24.000 dBm; 20 MHz)**

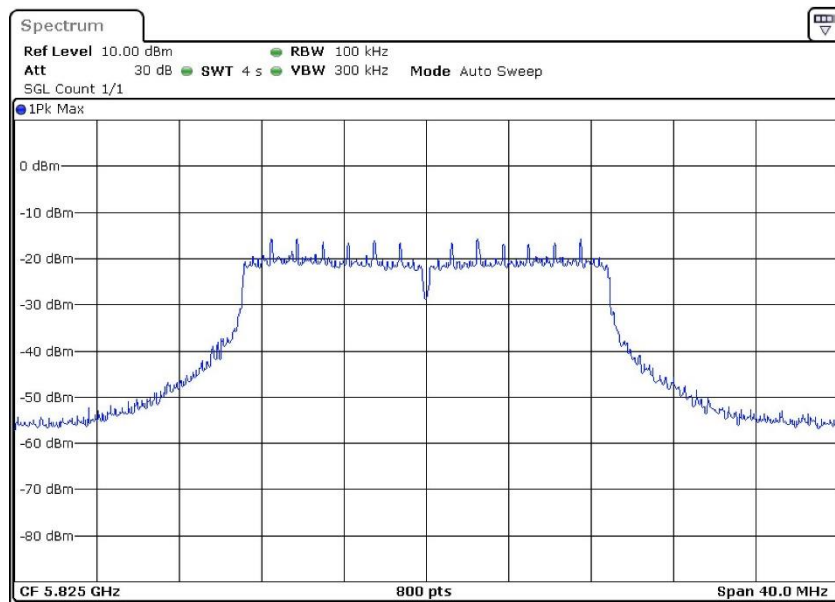
**6 dB Bandwidth**

DUT Frequency (MHz)	Bandwidth (MHz)	Limit Min (MHz)	Limit Max (MHz)	Band Edge Left (MHz)	Band Edge Right (MHz)
5825.000000	17.650000	0.500000	---	5816.125000	5833.775000

DUT Frequency (MHz)	Max Level (dBm)	Result
5825.000000	-1.1	PASS



**Bandwidth**

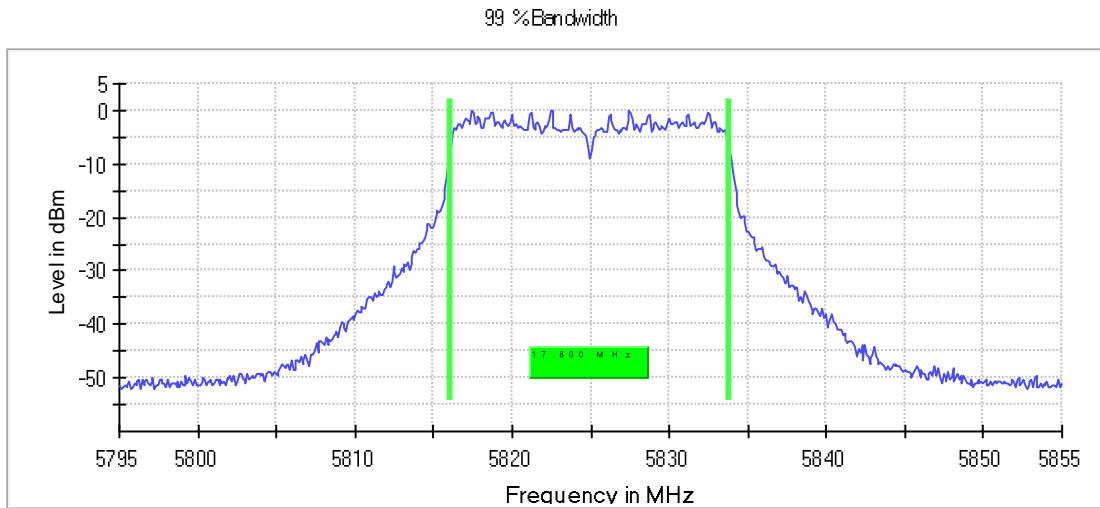


**Occupied Channel Bandwidth 99% (5825 MHz; 24.000 dBm; 20 MHz)**

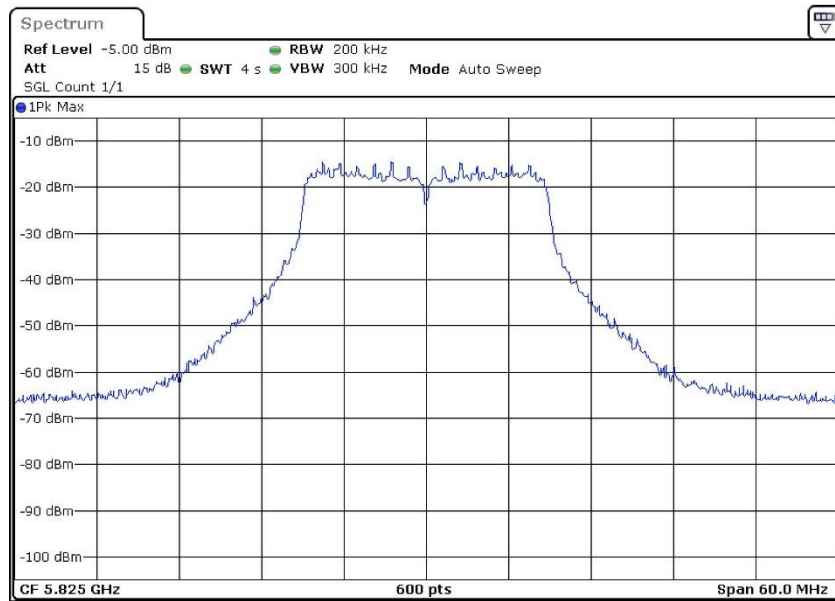
**99 % Bandwidth**

DUT Frequency (MHz)	Bandwidth (MHz)	Limit Min (MHz)	Limit Max (MHz)	Band Edge Left (MHz)	Band Edge Right (MHz)
5825.000000	17.800000	---	---	5816.050000	5833.850000

DUT Frequency (MHz)	Result
5825.000000	PASS



**Bandwidth**



**Tx Spurious Emission (5825 MHz; 24.000 dBm; 20 MHz)**

**Result**

DUT Frequency (MHz)	Result
5825.000000	PASS

**Final measurements**

Frequency (MHz)	Level Pre Measurement (dBm)	level (dBm)	Limit (dBm)	Margin (dB)	Result
5825.000000	-24.000	-24.000	-24.000	0.000	PASS



---	---	---	---	---	---
-----	-----	-----	-----	-----	-----

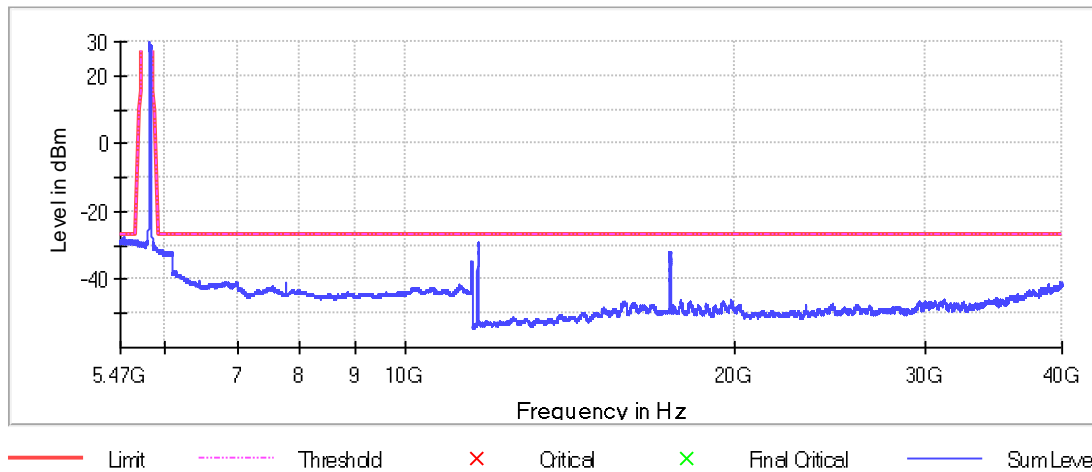
## Pre Measurements

Frequency (MHz)	Level (dBm)	Margin (dB)	Limit (dBm)
5505.750000	-27.6	0.6	-27.0
5506.250000	-27.7	0.7	-27.0
5498.250000	-27.9	0.9	-27.0
5497.750000	-28.0	1.0	-27.0
5501.250000	-28.0	1.0	-27.0
5505.250000	-28.1	1.1	-27.0
5501.750000	-28.1	1.1	-27.0
5503.250000	-28.2	1.2	-27.0
5502.750000	-28.2	1.2	-27.0
5513.750000	-28.2	1.2	-27.0
5506.750000	-28.2	1.2	-27.0
5508.250000	-28.3	1.3	-27.0
5516.750000	-28.3	1.3	-27.0
5535.250000	-28.3	1.3	-27.0
5497.250000	-28.3	1.3	-27.0

## Measurement Settings

Start Frequency (MHz)	Stop Frequency (MHz)	Pre Measurement	Final Measurement
5470.000000	6100.000000	2	2
6100.000000	11470.000000	2	2
11470.000000	11510.000000	1	2
11510.000000	18000.000000	2	2
18000.000000	26000.000000	2	2
26000.000000	40000.000000	2	2

Spurious



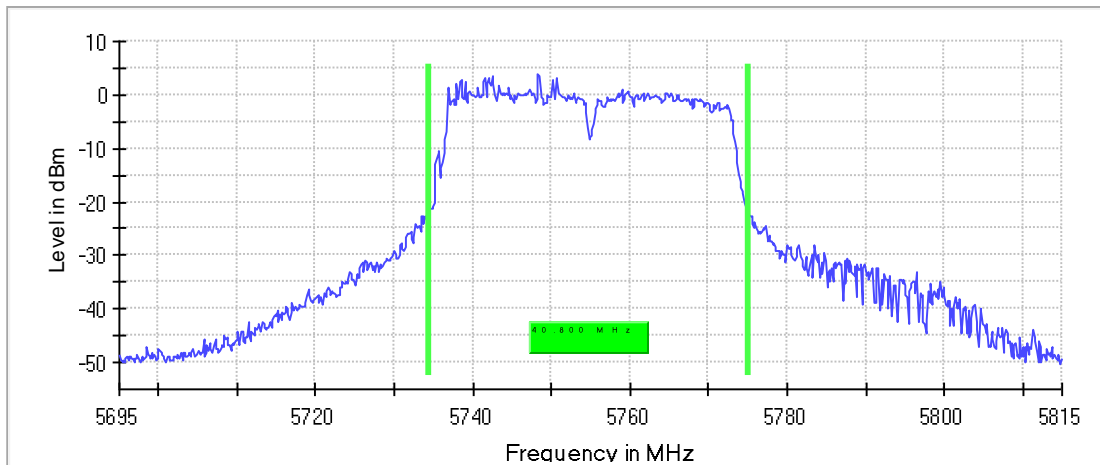
## Emission Bandwidth 26 dB (5755 MHz; 24.000 dBm; 40 MHz)

### 26 dB Bandwidth

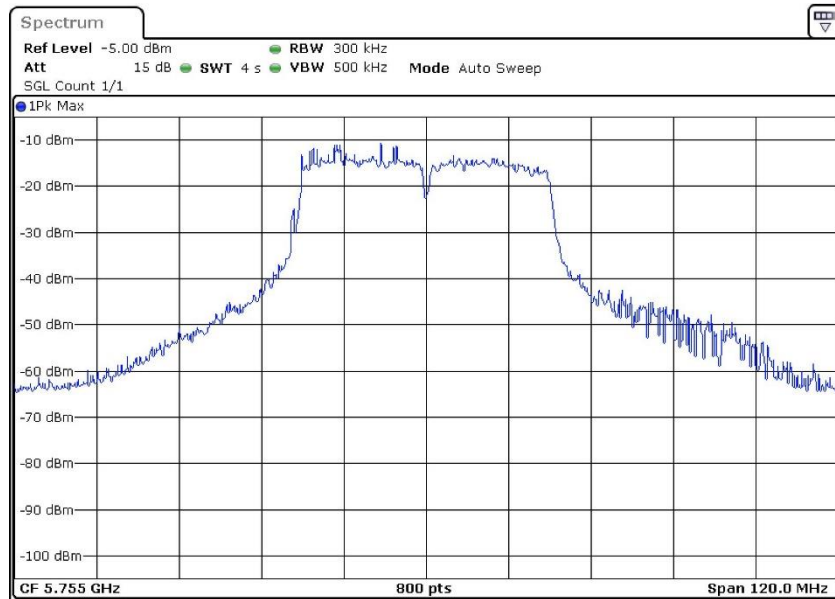
DUT Frequency (MHz)	Bandwidth (MHz)	Limit Min (MHz)	Limit Max (MHz)	Band Edge Left (MHz)	Band Edge Right (MHz)
5755.000000	40.800000	---	---	5734.375000	5775.175000

DUT Frequency (MHz)	Max Level (dBm)	Result
5755.000000	3.9	PASS

26 dB Bandwidth



Bandwidth



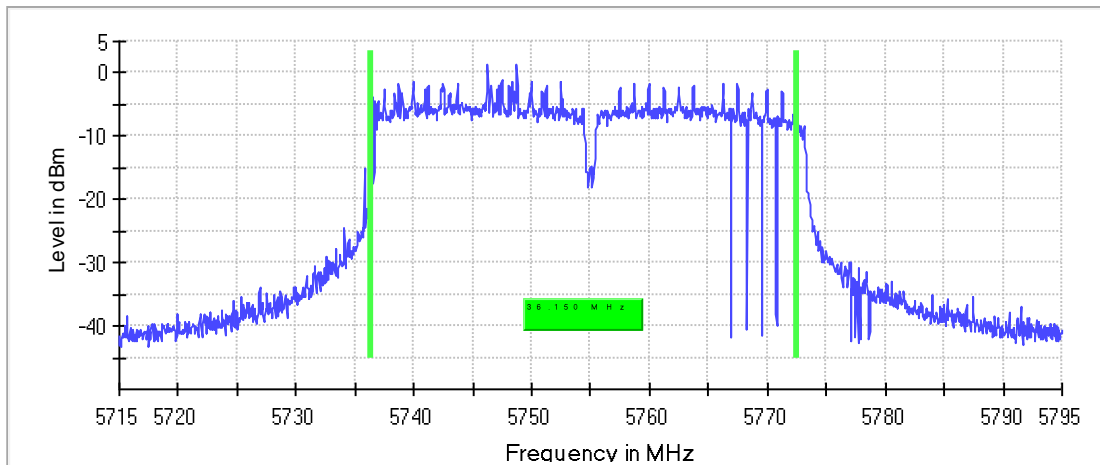
**Minimum Emission Bandwidth 6 dB (5755 MHz; 24.000 dBm; 40 MHz)**

**6 dB Bandwidth**

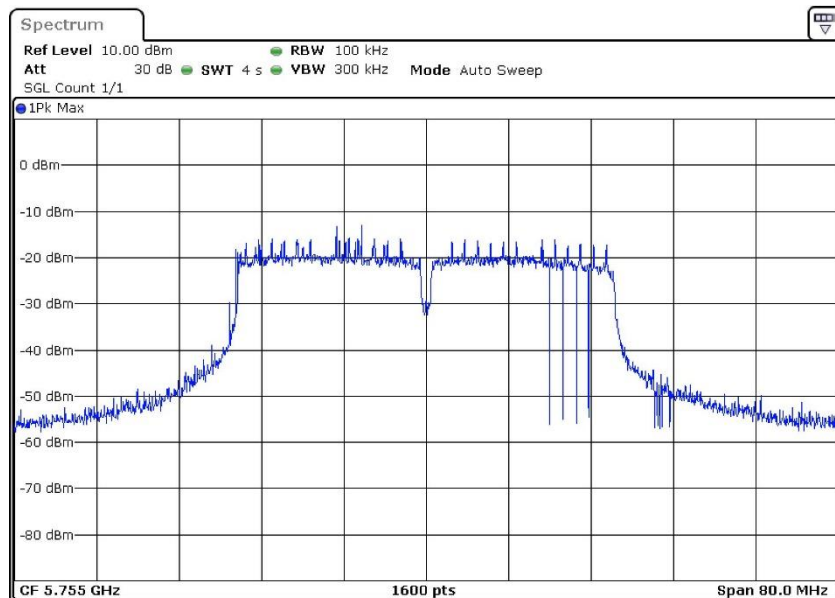
DUT Frequency (MHz)	Bandwidth (MHz)	Limit Min (MHz)	Limit Max (MHz)	Band Edge Left (MHz)	Band Edge Right (MHz)
5755.000000	36.150000	0.500000	---	5736.425000	5772.575000

DUT Frequency (MHz)	Max Level (dBm)	Result
5755.000000	1.4	PASS

6 dB Bandwidth



Bandwidth



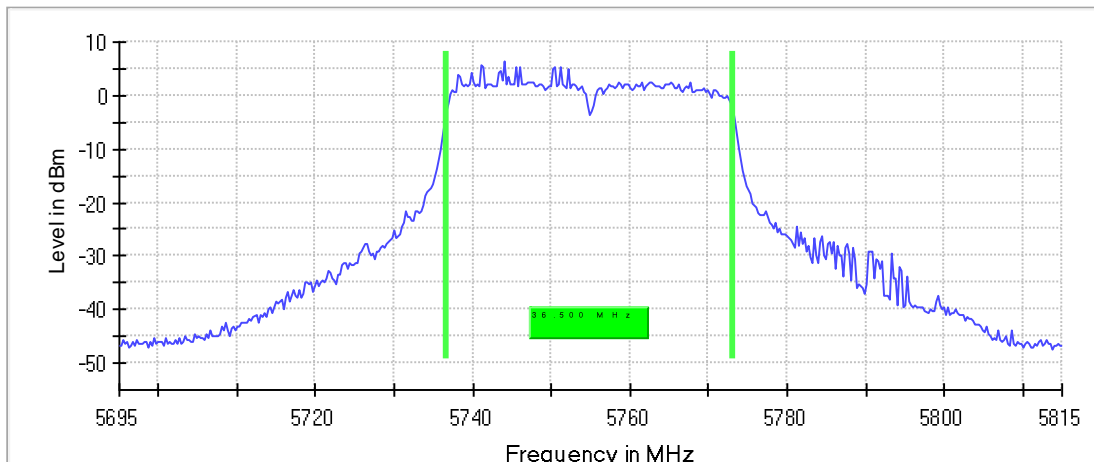
**Occupied Channel Bandwidth 99% (5755 MHz; 24.000 dBm; 40 MHz)**

**99 % Bandwidth**

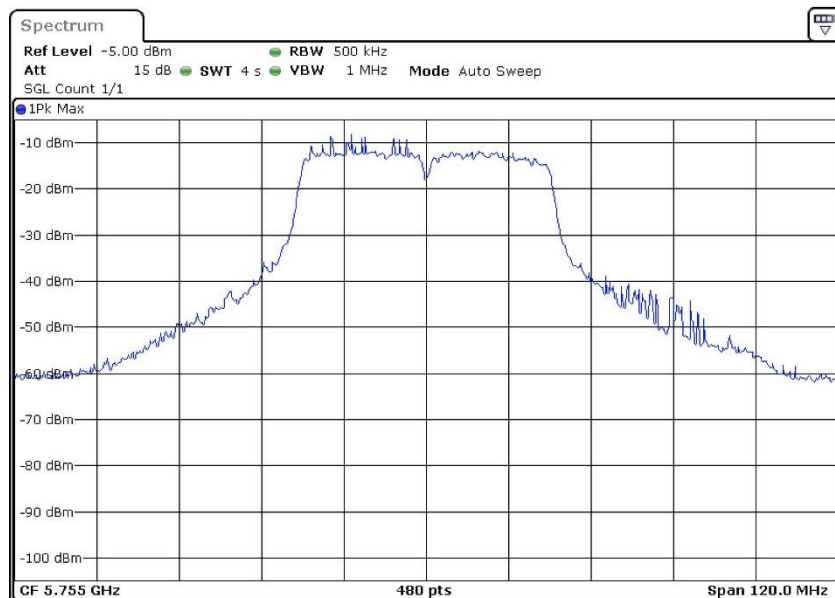
DUT Frequency (MHz)	Bandwidth (MHz)	Limit Min (MHz)	Limit Max (MHz)	Band Edge Left (MHz)	Band Edge Right (MHz)
5755.000000	36.500000	---	---	5736.625000	5773.125000

DUT Frequency (MHz)	Result
5755.000000	PASS

99 %Bandwidth



Bandwidth



### Tx Spurious Emission (5755 MHz; 24.000 dBm; 40 MHz)

### Result

DUT Frequency (MHz)	Result
5755.000000	PASS

## Final measurements

Frequency (MHz)	Level Pre Measurement (dBm)	level (dBm)	Limit (dBm)	Margin (dB)	Result
---	---	---	---	---	---

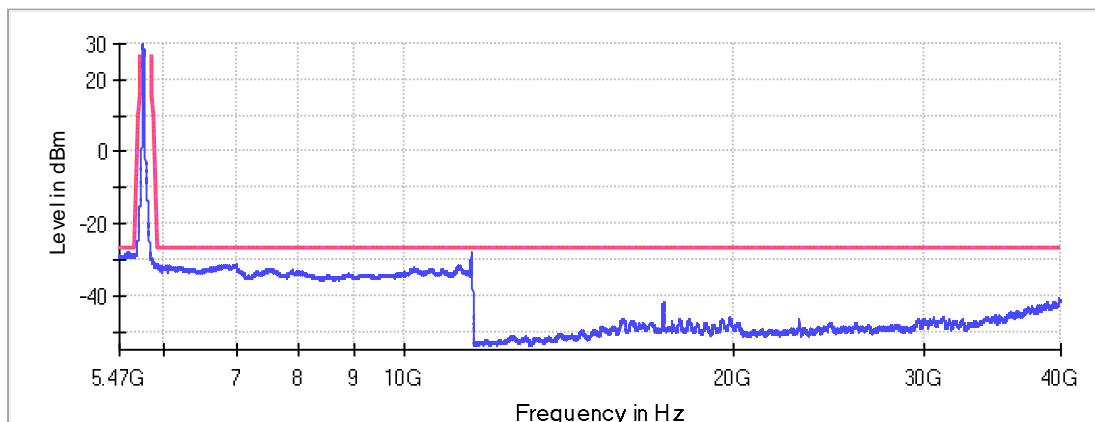
## Pre Measurements

Frequency (MHz)	Level (dBm)	Margin (dB)	Limit (dBm)
5575.750000	-27.9	0.9	-27.0
11510.250000	-27.9	0.9	-27.0
11510.000000	-27.9	0.9	-27.0
5576.250000	-28.0	1.0	-27.0
5583.750000	-28.1	1.1	-27.0
5554.750000	-28.1	1.1	-27.0
5575.250000	-28.1	1.1	-27.0
5581.250000	-28.2	1.2	-27.0
11510.750000	-28.2	1.2	-27.0
5580.750000	-28.3	1.3	-27.0
5604.750000	-28.3	1.3	-27.0
5599.750000	-28.3	1.3	-27.0
5604.250000	-28.3	1.3	-27.0
5574.750000	-28.4	1.4	-27.0
5556.750000	-28.5	1.5	-27.0

## Measurement Settings

Start Frequency (MHz)	Stop Frequency (MHz)	Pre Measurement	Final Measurement
5470.000000	6100.000000	2	2
6100.000000	11470.000000	2	2
11470.000000	11510.000000	1	2
11510.000000	18000.000000	2	2
18000.000000	26000.000000	2	2
26000.000000	40000.000000	2	2

Spurious



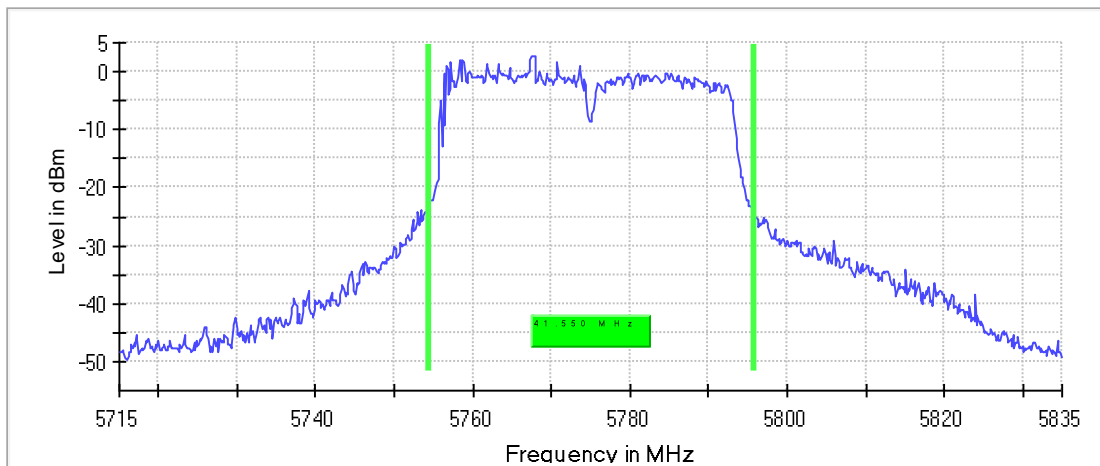
## Emission Bandwidth 26 dB (5775 MHz; 24.000 dBm; 40 MHz)

### 26 dB Bandwidth

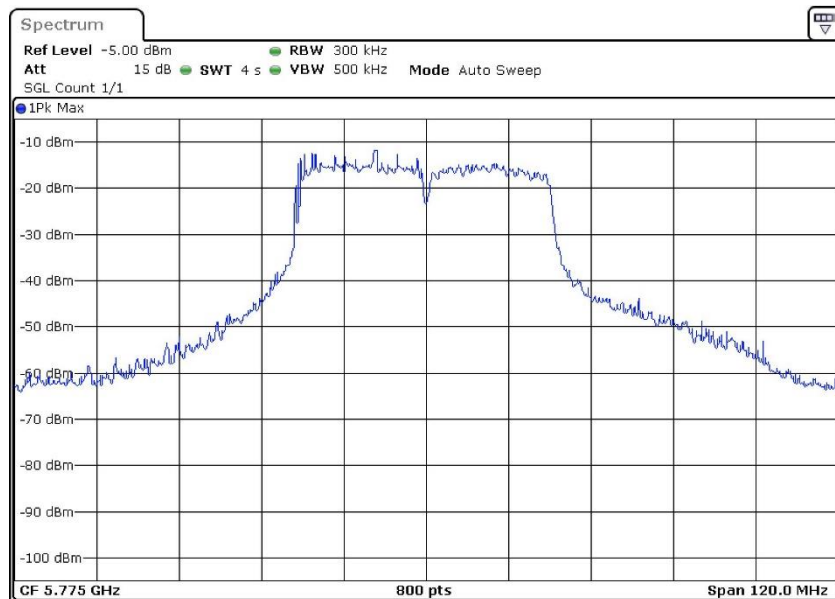
DUT Frequency (MHz)	Bandwidth (MHz)	Limit Min (MHz)	Limit Max (MHz)	Band Edge Left (MHz)	Band Edge Right (MHz)
5775.000000	41.550000	---	---	5754.375000	5795.925000

DUT Frequency (MHz)	Max Level (dBm)	Result
5775.000000	2.8	PASS

26 dB Bandwidth



Bandwidth



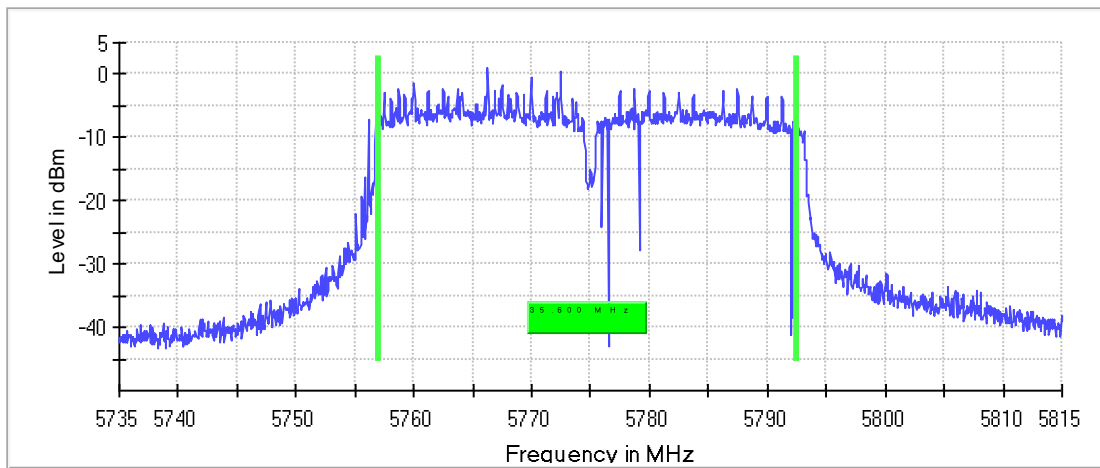
## Minimum Emission Bandwidth 6 dB (5775 MHz; 24.000 dBm; 40 MHz)

### 6 dB Bandwidth

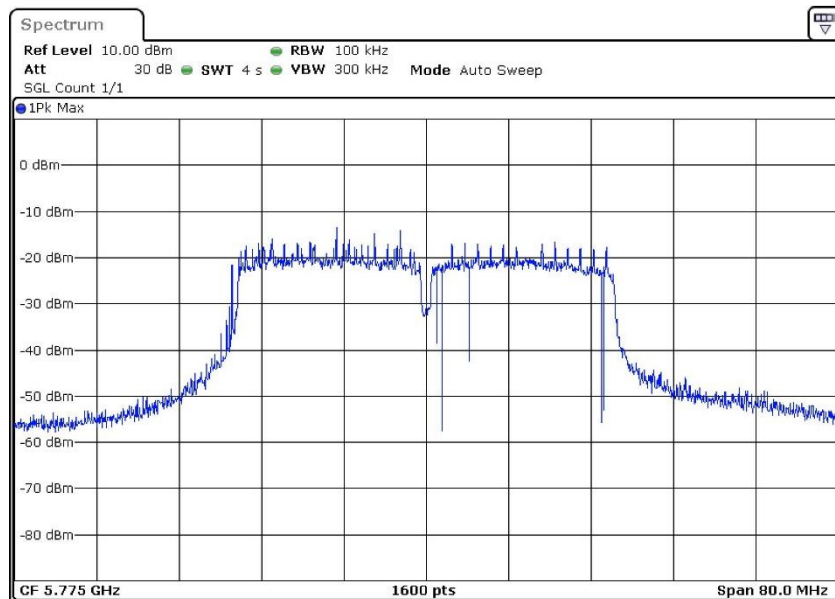
DUT Frequency (MHz)	Bandwidth (MHz)	Limit Min (MHz)	Limit Max (MHz)	Band Edge Left (MHz)	Band Edge Right (MHz)
5775.000000	35.600000	0.500000	---	5756.975000	5792.575000

DUT Frequency (MHz)	Max Level (dBm)	Result
5775.000000	1.0	PASS

6 dB Bandwidth



Bandwidth

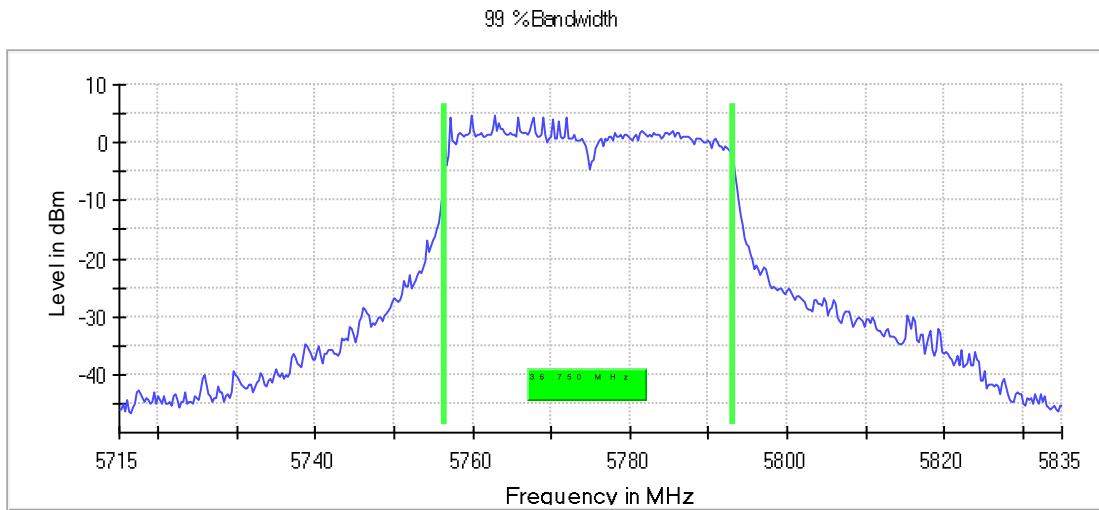


## Occupied Channel Bandwidth 99% (5775 MHz; 24.000 dBm; 40 MHz)

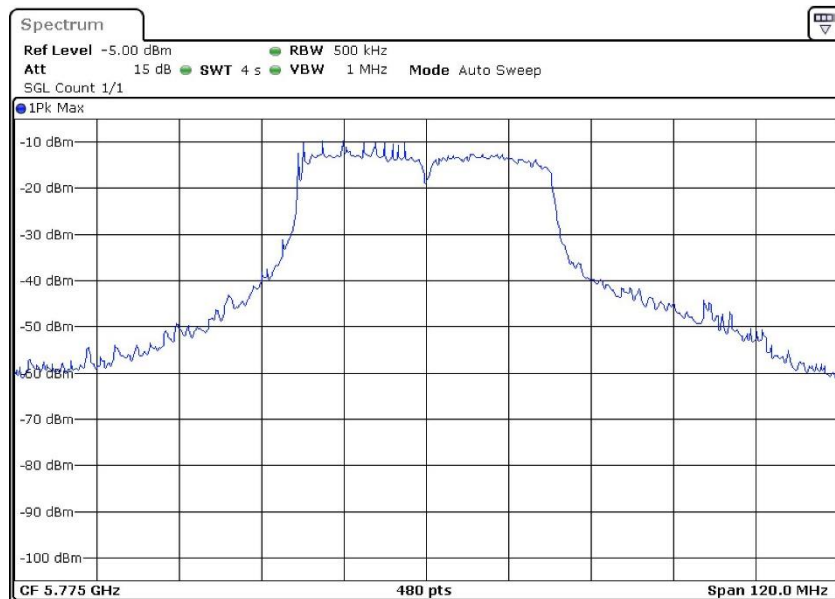
### 99 % Bandwidth

DUT Frequency (MHz)	Bandwidth (MHz)	Limit Min (MHz)	Limit Max (MHz)	Band Edge Left (MHz)	Band Edge Right (MHz)
5775.000000	36.750000	---	---	5756.375000	5793.125000

DUT Frequency (MHz)	Result
5775.000000	PASS



### Bandwidth





## Tx Spurious Emission (5775 MHz; 24.000 dBm; 40 MHz)

### Result

DUT Frequency (MHz)	Result
5775.000000	PASS

### Final measurements

Frequency (MHz)	Level Pre Measurement (dBm)	level (dBm)	Limit (dBm)	Margin (dB)	Result
---	---	---	---	---	---

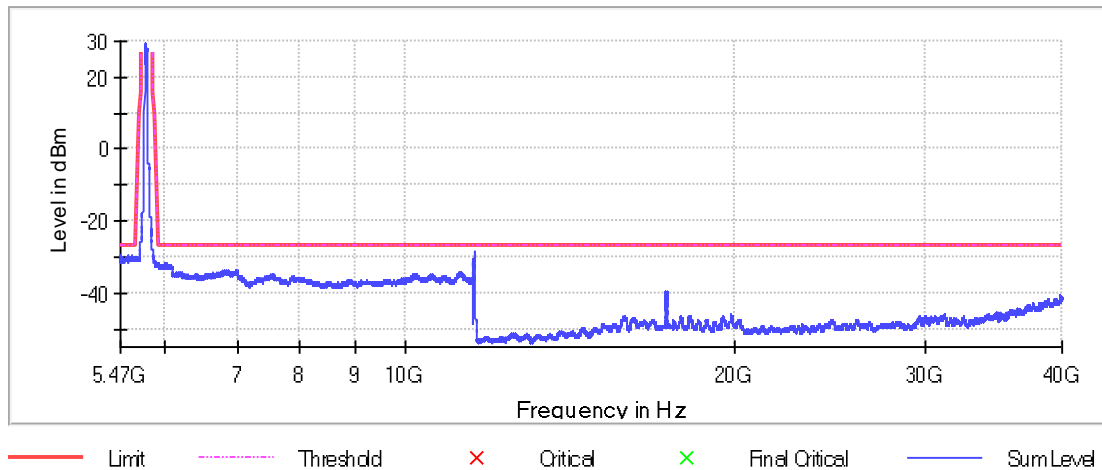
### Pre Measurements

Frequency (MHz)	Level (dBm)	Margin (dB)	Limit (dBm)
11550.250000	-28.4	1.4	-27.0
11549.750000	-28.8	1.8	-27.0
11550.750000	-29.4	2.4	-27.0
11551.250000	-29.4	2.4	-27.0
11549.250000	-29.5	2.5	-27.0
5562.750000	-29.5	2.5	-27.0
5562.250000	-29.6	2.6	-27.0
5471.750000	-29.7	2.7	-27.0
5601.250000	-29.7	2.7	-27.0
5472.250000	-29.7	2.7	-27.0
5626.750000	-29.8	2.8	-27.0
5471.250000	-29.8	2.8	-27.0
5627.250000	-29.8	2.8	-27.0
5470.750000	-29.9	2.9	-27.0
5601.750000	-29.9	2.9	-27.0

### Measurement Settings

Start Frequency (MHz)	Stop Frequency (MHz)	Pre Measurement	Final Measurement
5470.000000	6100.000000	2	2
6100.000000	11510.000000	2	2
11510.000000	18000.000000	2	2
18000.000000	26000.000000	2	2
26000.000000	40000.000000	2	2

Spurious



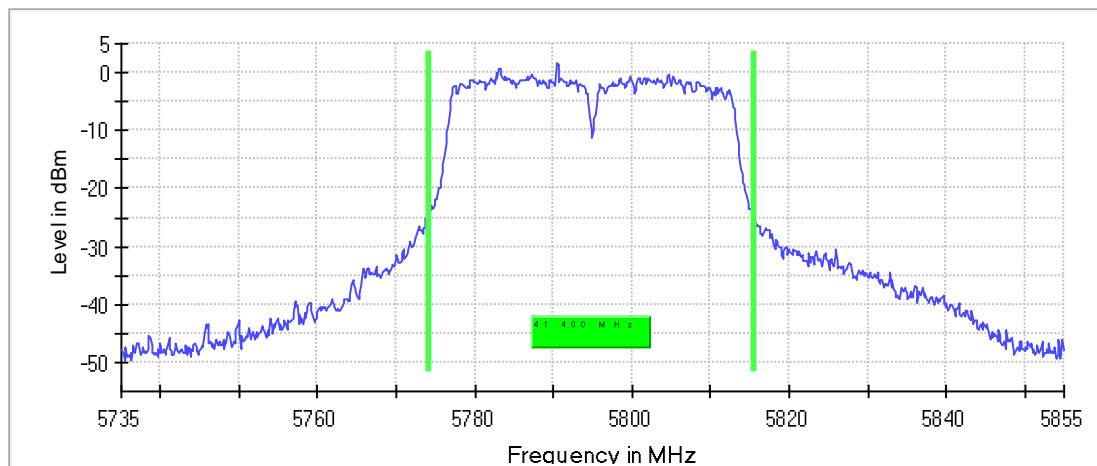
### Emission Bandwidth 26 dB (5795 MHz; 24.000 dBm; 40 MHz)

#### 26 dB Bandwidth

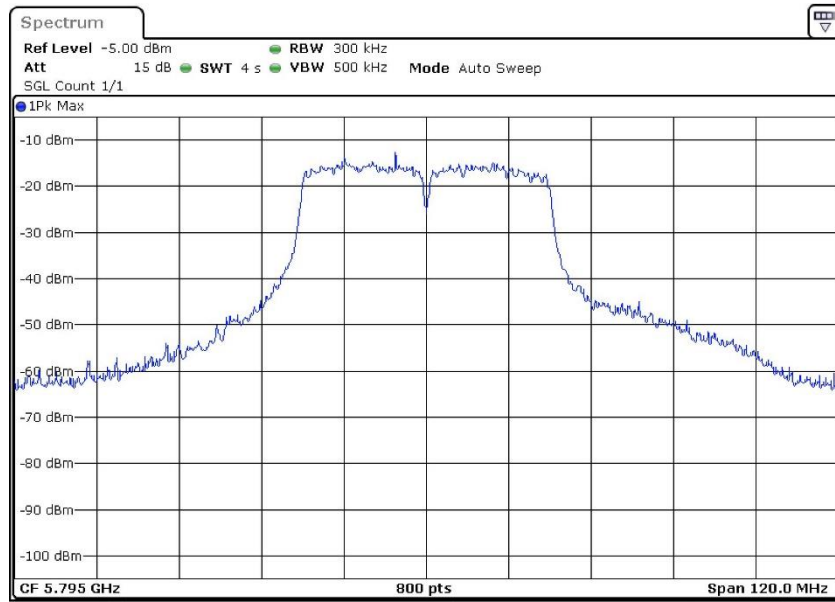
DUT Frequency (MHz)	Bandwidth (MHz)	Limit Min (MHz)	Limit Max (MHz)	Band Edge Left (MHz)	Band Edge Right (MHz)
5795.000000	41.400000	---	---	5774.225000	5815.625000

DUT Frequency (MHz)	Max Level (dBm)	Result
5795.000000	1.8	PASS

26 dB Bandwidth



Bandwidth



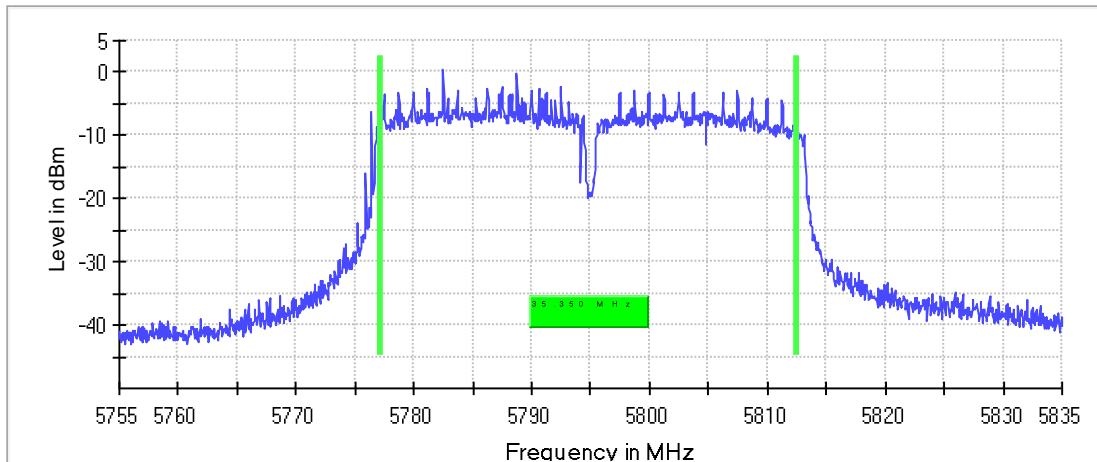
**Minimum Emission Bandwidth 6 dB (5795 MHz; 24.000 dBm; 40 MHz)**

**6 dB Bandwidth**

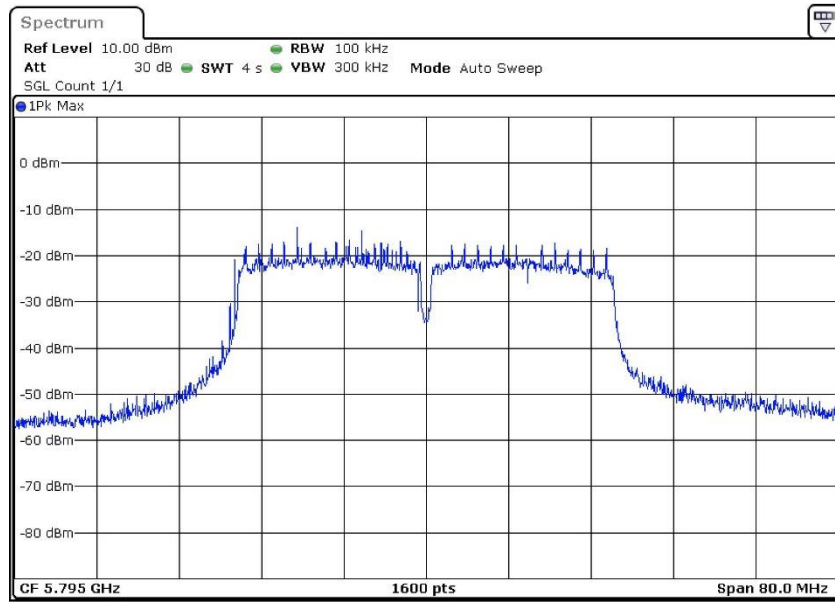
DUT Frequency (MHz)	Bandwidth (MHz)	Limit Min (MHz)	Limit Max (MHz)	Band Edge Left (MHz)	Band Edge Right (MHz)
5795.000000	35.350000	0.500000	---	5777.225000	5812.575000

DUT Frequency (MHz)	Max Level (dBm)	Result
5795.000000	0.5	PASS

6 dB Bandwidth



Bandwidth



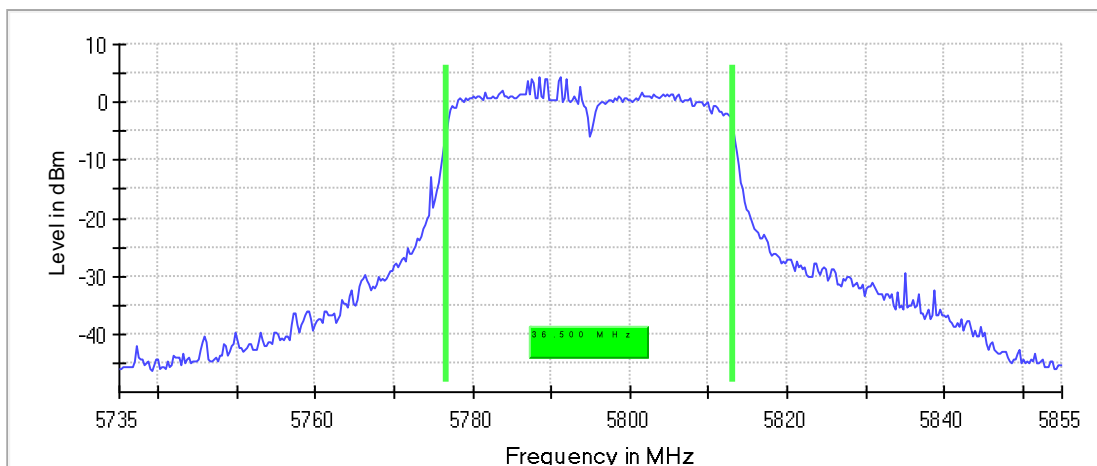
**Occupied Channel Bandwidth 99% (5795 MHz; 24.000 dBm; 40 MHz)**

**99 % Bandwidth**

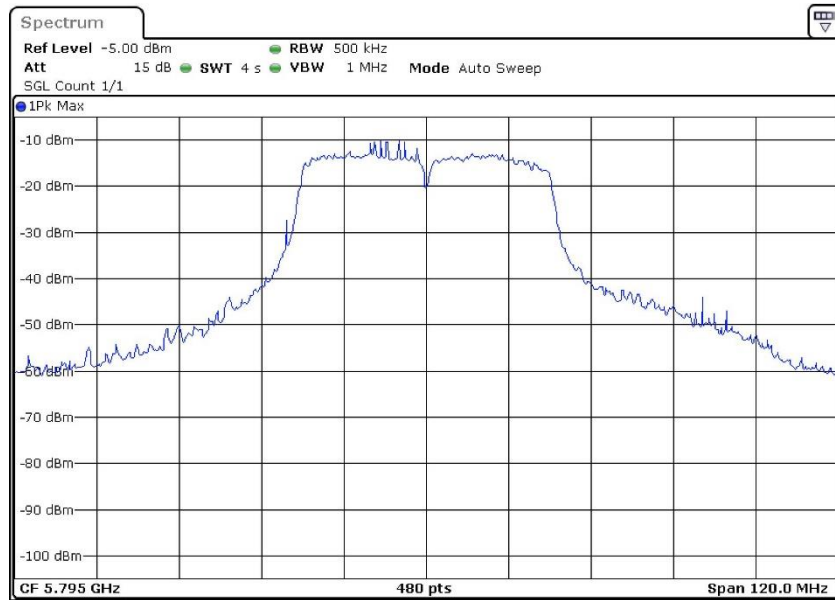
DUT Frequency (MHz)	Bandwidth (MHz)	Limit Min (MHz)	Limit Max (MHz)	Band Edge Left (MHz)	Band Edge Right (MHz)
5795.000000	36.500000	---	---	5776.625000	5813.125000

DUT Frequency (MHz)	Result
5795.000000	PASS

99 % Bandwidth



Bandwidth



**Tx Spurious Emission (5795 MHz; 24.000 dBm; 40 MHz)**

**Result**

DUT Frequency (MHz)	Result
5795.000000	PASS

**Final measurements**

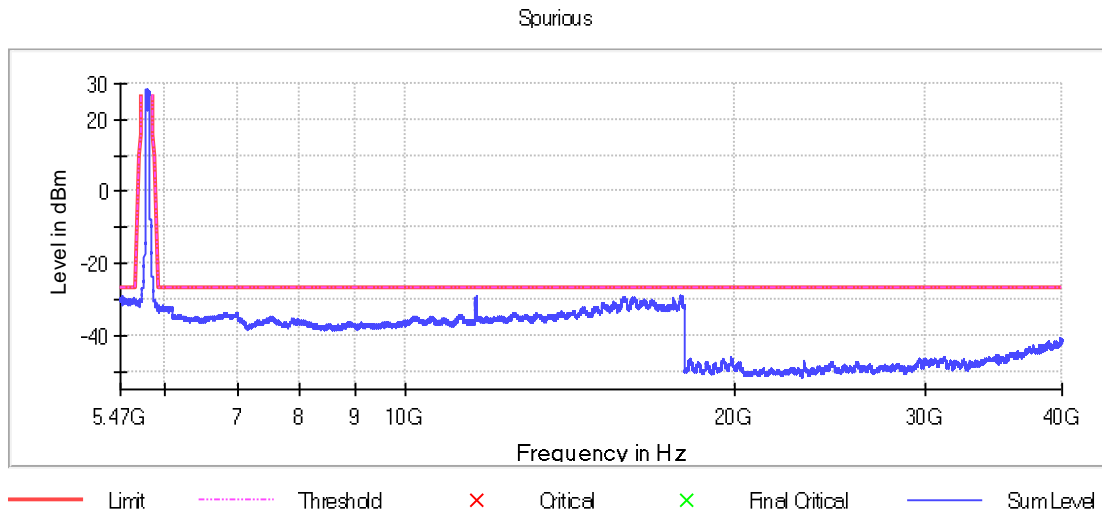
Frequency (MHz)	Level Pre Measurement (dBm)	level (dBm)	Limit (dBm)	Margin (dB)	Result
---	---	---	---	---	---

**Pre Measurements**

Frequency (MHz)	Level (dBm)	Margin (dB)	Limit (dBm)
11589.750000	-28.7	1.7	-27.0
17895.750000	-28.8	1.8	-27.0
17882.750000	-28.8	1.8	-27.0
17889.250000	-28.8	1.8	-27.0
17887.250000	-28.9	1.9	-27.0
11590.250000	-28.9	1.9	-27.0
17899.750000	-28.9	1.9	-27.0
17888.250000	-28.9	1.9	-27.0
17901.750000	-28.9	1.9	-27.0
17893.750000	-29.0	2.0	-27.0
17898.250000	-29.0	2.0	-27.0
17901.250000	-29.0	2.0	-27.0
17905.250000	-29.0	2.0	-27.0
17874.750000	-29.0	2.0	-27.0
17909.250000	-29.0	2.0	-27.0

### Measurement Settings

Start Frequency (MHz)	Stop Frequency (MHz)	Pre Measurement	Final Measurement
5470.000000	6100.000000	2	2
6100.000000	18000.000000	2	2
18000.000000	26000.000000	2	2
26000.000000	40000.000000	2	2



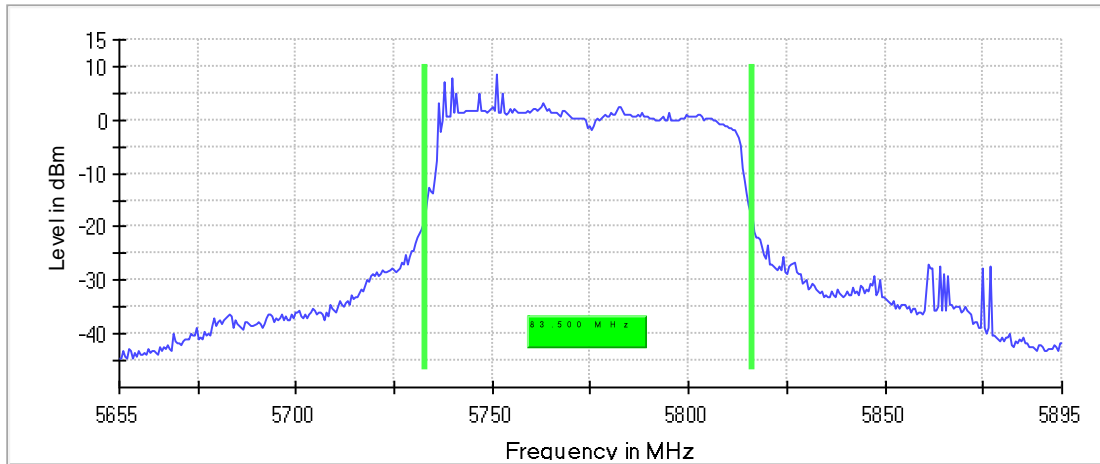
### Emission Bandwidth 26 dB (5775 MHz; 24.000 dBm; 80 MHz)

#### 26 dB Bandwidth

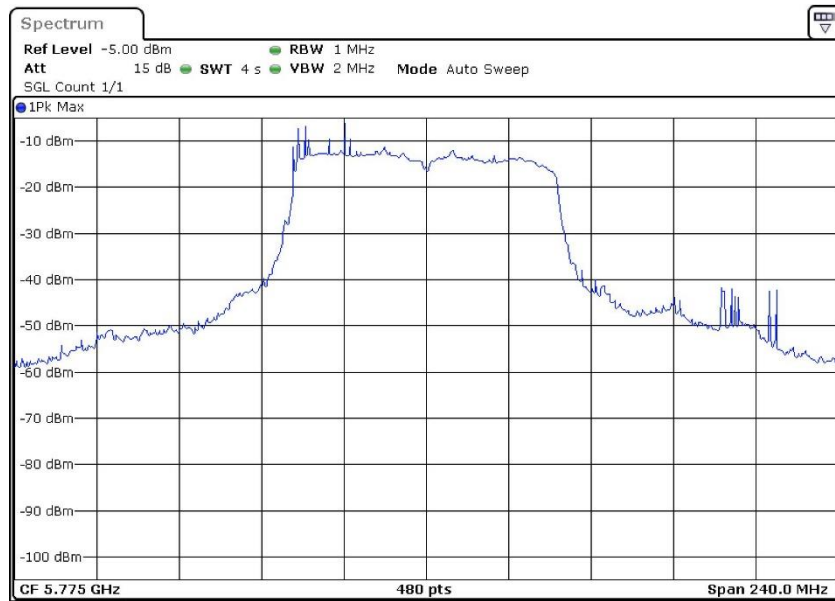
DUT Frequency (MHz)	Bandwidth (MHz)	Limit Min (MHz)	Limit Max (MHz)	Band Edge Left (MHz)	Band Edge Right (MHz)
5775.000000	83.500000	---	---	5732.750000	5816.250000

DUT Frequency (MHz)	Max Level (dBm)	Result
5775.000000	8.4	PASS

26 dB Bandwidth



Bandwidth

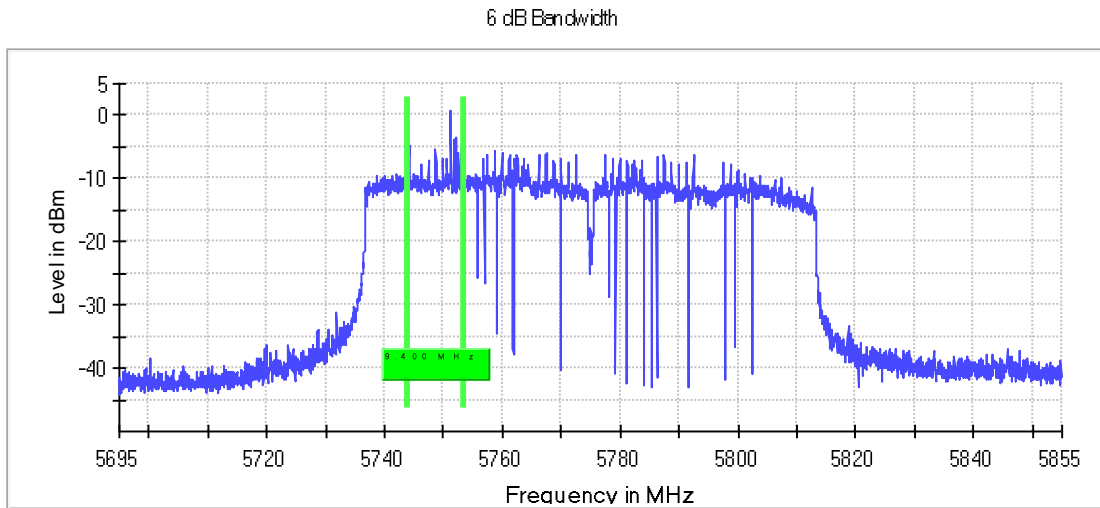


**Minimum Emission Bandwidth 6 dB (5775 MHz; 24.000 dBm; 80 MHz)**

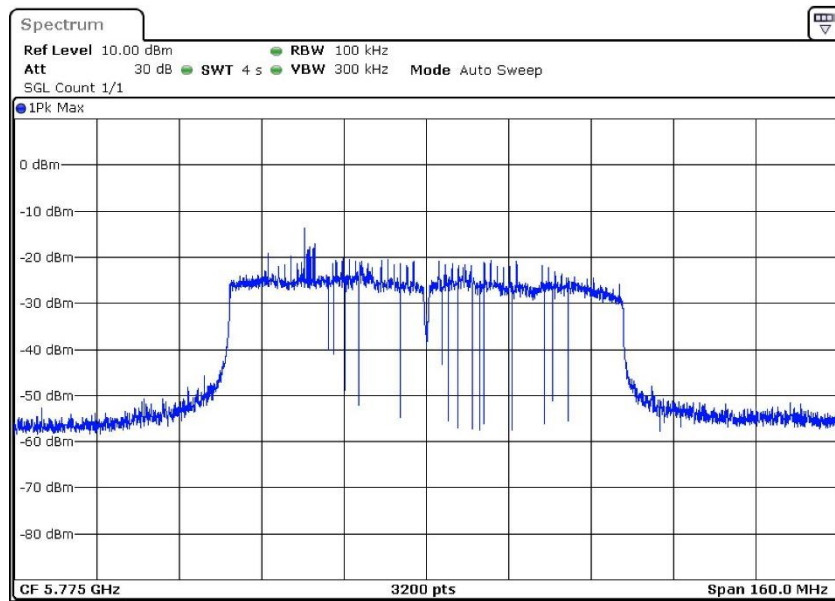
**6 dB Bandwidth**

DUT Frequency (MHz)	Bandwidth (MHz)	Limit Min (MHz)	Limit Max (MHz)	Band Edge Left (MHz)	Band Edge Right (MHz)
5775.000000	9.400000	0.500000	---	5744.075000	5753.475000

DUT Frequency (MHz)	Max Level (dBm)	Result
5775.000000	0.8	PASS



**Bandwidth**



**Occupied Channel Bandwidth 99% (5775 MHz; 24.000 dBm; 80 MHz)**

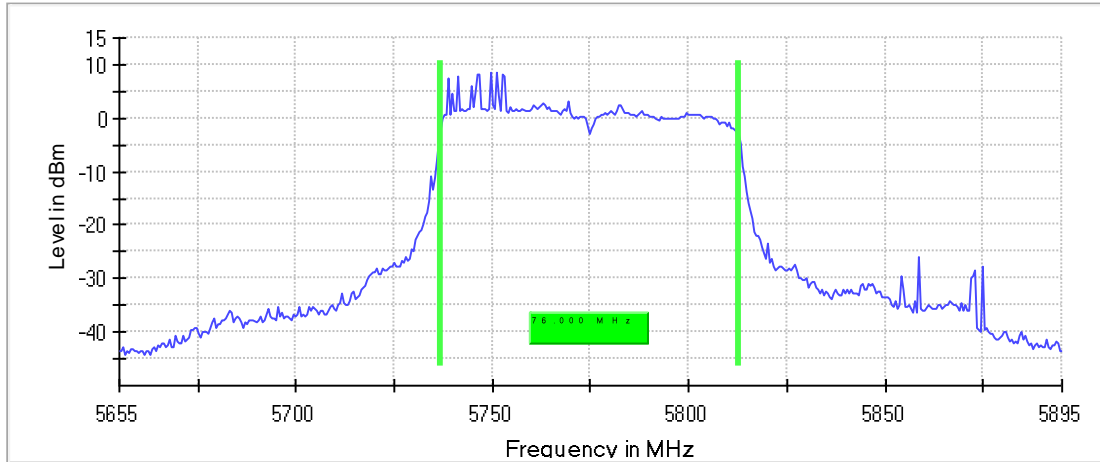
**99 % Bandwidth**

DUT Frequency (MHz)	Bandwidth (MHz)	Limit Min (MHz)	Limit Max (MHz)	Band Edge Left (MHz)	Band Edge Right (MHz)
5775.000000	76.000000	---	---	5736.750000	5812.750000

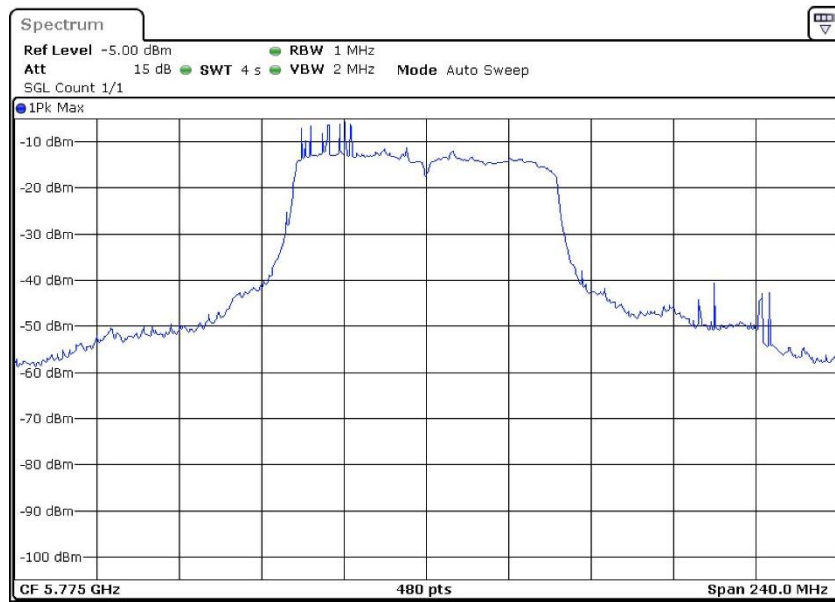
DUT Frequency (MHz)	Result
5775.000000	PASS



99 %Bandwidth



Bandwidth



**Tx Spurious Emission (5775 MHz; 24.000 dBm; 80 MHz)**

**Result**

DUT Frequency (MHz)	Result
5775.000000	PASS

**Final measurements**

Frequency (MHz)	Level Pre Measurement (dBm)	level (dBm)	Limit (dBm)	Margin (dB)	Result
---	---	---	---	---	---

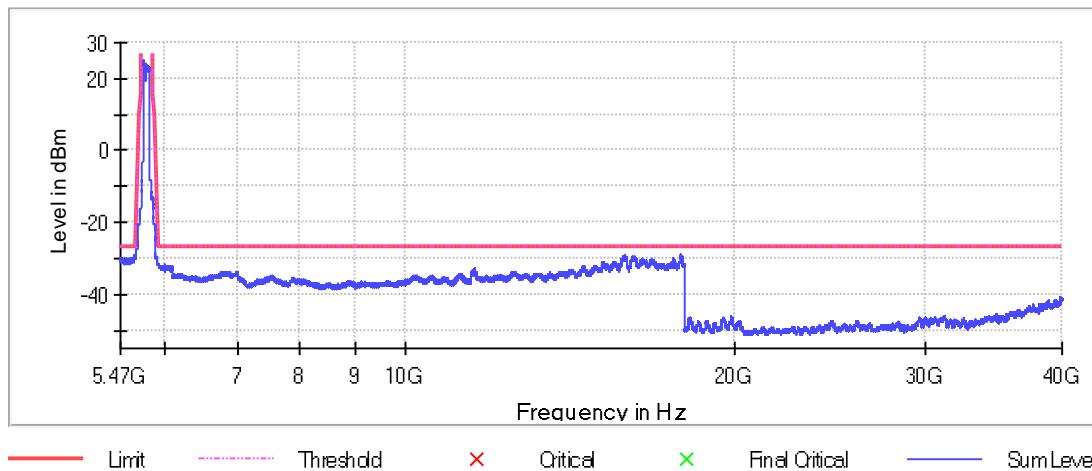
## Pre Measurements

Frequency (MHz)	Level (dBm)	Margin (dB)	Limit (dBm)
5649.250000	-28.8	1.8	-27.0
17900.250000	-28.9	1.9	-27.0
17899.750000	-29.0	2.0	-27.0
17901.750000	-29.0	2.0	-27.0
5645.250000	-29.0	2.0	-27.0
17889.750000	-29.0	2.0	-27.0
17872.750000	-29.0	2.0	-27.0
17892.750000	-29.0	2.0	-27.0
17890.250000	-29.0	2.0	-27.0
17898.750000	-29.0	2.0	-27.0
17881.750000	-29.1	2.1	-27.0
17896.750000	-29.1	2.1	-27.0
17883.250000	-29.1	2.1	-27.0
17884.750000	-29.1	2.1	-27.0
5649.750000	-29.1	2.1	-27.0

## Measurement Settings

Start Frequency (MHz)	Stop Frequency (MHz)	Pre Measurement	Final Measurement
5470.000000	6100.000000	2	2
6100.000000	18000.000000	2	2
18000.000000	26000.000000	2	2
26000.000000	40000.000000	2	2

Spurious



## 1.2 Summary

Test	Frequency (MHz)	Nominal Power (dBm)	Nominal Bandwidth (MHz)	Result
Power Spectral Density	5745.000	24.0	20.000000	PASS
Power Spectral Density	5775.000	24.0	20.000000	PASS
Power Spectral Density	5825.000	24.0	20.000000	PASS
Power Spectral Density	5755.000	24.0	40.000000	PASS
Power Spectral Density	5775.000	24.0	40.000000	PASS
Power Spectral Density	5795.000	24.0	40.000000	PASS
Power Spectral Density	5775.000	24.0	80.000000	PASS

### Power Spectral Density (5745 MHz; 24.000 dBm; 20 MHz)

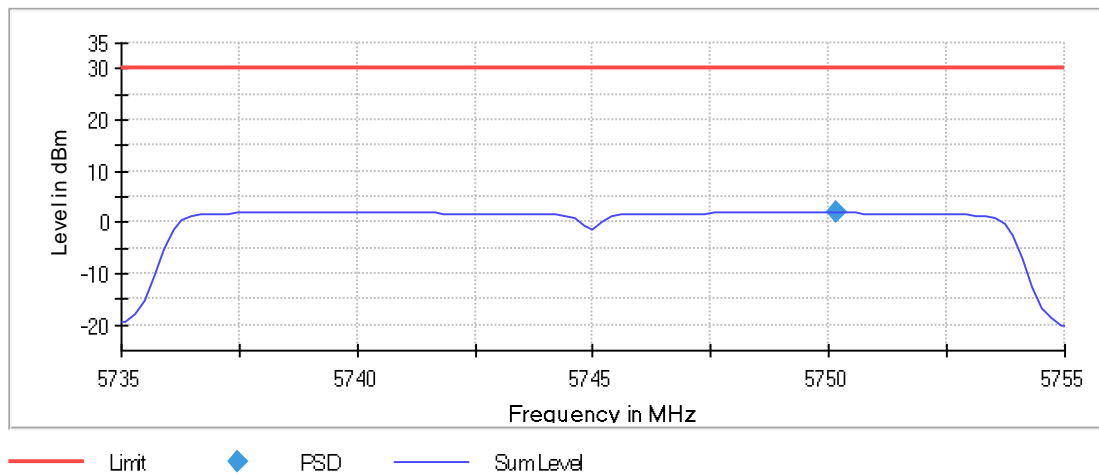
#### Result

DUT Frequency (MHz)	Frequency (MHz)	PSD (dBm)	Limit Max (dBm)	Result
5745.000000	5750.148515	1.983	30.0	PASS

#### Ports

Port	State
1	used
2	used

Power Spectral Density



#### Measurement

Setting	Instrument Value	Target Value
Start Frequency	5.73500 GHz	5.73500 GHz
Stop Frequency	5.75500 GHz	5.75500 GHz
Span	20.000 MHz	20.000 MHz
RBW	500.000 kHz	<= 500.000 kHz
VBW	2.000 MHz	>= 1.500 MHz
SweepPoints	101	~ 80

SweepTime	2.020 ms	2.020 ms
Reference Level	10.000 dBm	10.000 dBm
Attenuation	30.000 dB	AUTO
Detector	RMS	RMS
SweepCount	100	100
Filter	3 dB	3 dB
Trace Mode	Average Power	Average Power
SweepType	FFT	AUTO
Preamp	off	off

## Power Spectral Density (5775 MHz; 24.000 dBm; 20 MHz)

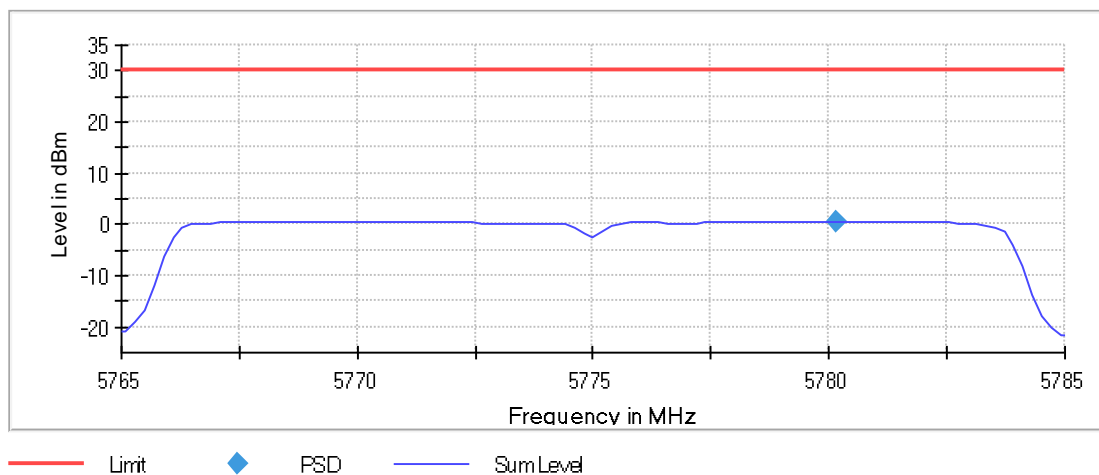
### Result

DUT Frequency (MHz)	Frequency (MHz)	PSD (dBm)	Limit Max (dBm)	Result
5775.000000	5780.148515	0.663	30.0	PASS

### Ports

Port	State
1	used
2	used

Power Spectral Density



### Measurement

Setting	Instrument Value	Target Value
Start Frequency	5.76500 GHz	5.76500 GHz
Stop Frequency	5.78500 GHz	5.78500 GHz
Span	20.000 MHz	20.000 MHz
RBW	500.000 kHz	<= 500.000 kHz
VBW	2.000 MHz	>= 1.500 MHz
SweepPoints	101	~ 80
SweepTime	2.020 ms	2.020 ms
Reference Level	10.000 dBm	10.000 dBm
Attenuation	30.000 dB	AUTO
Detector	RMS	RMS

SweepCount	100	100
Filter	3 dB	3 dB
Trace Mode	Average Power	Average Power
Sweeptype	FFT	AUTO
Preamp	off	off

## Power Spectral Density (5825 MHz; 24.000 dBm; 20 MHz)

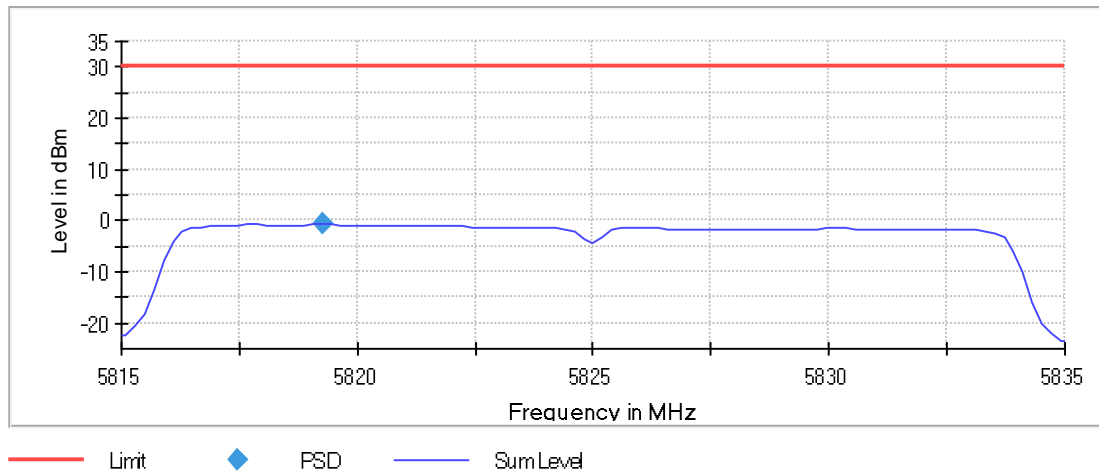
### Result

DUT Frequency (MHz)	Frequency (MHz)	PSD (dBm)	Limit Max (dBm)	Result
5825.000000	5819.257426	-0.777	30.0	PASS

### Ports

Port	State
1	used
2	used

Power Spectral Density



### Measurement

Setting	Instrument Value	Target Value
Start Frequency	5.81500 GHz	5.81500 GHz
Stop Frequency	5.83500 GHz	5.83500 GHz
Span	20.000 MHz	20.000 MHz
RBW	500.000 kHz	<= 500.000 kHz
VBW	2.000 MHz	>= 1.500 MHz
SweepPoints	101	~ 80
SweepTime	2.020 ms	2.020 ms
Reference Level	10.000 dBm	10.000 dBm
Attenuation	30.000 dB	AUTO
Detector	RMS	RMS
SweepCount	100	100
Filter	3 dB	3 dB
Trace Mode	Average Power	Average Power
Sweeptype	FFT	AUTO
Preamp	off	off

## Power Spectral Density (5755 MHz; 24.000 dBm; 40 MHz)

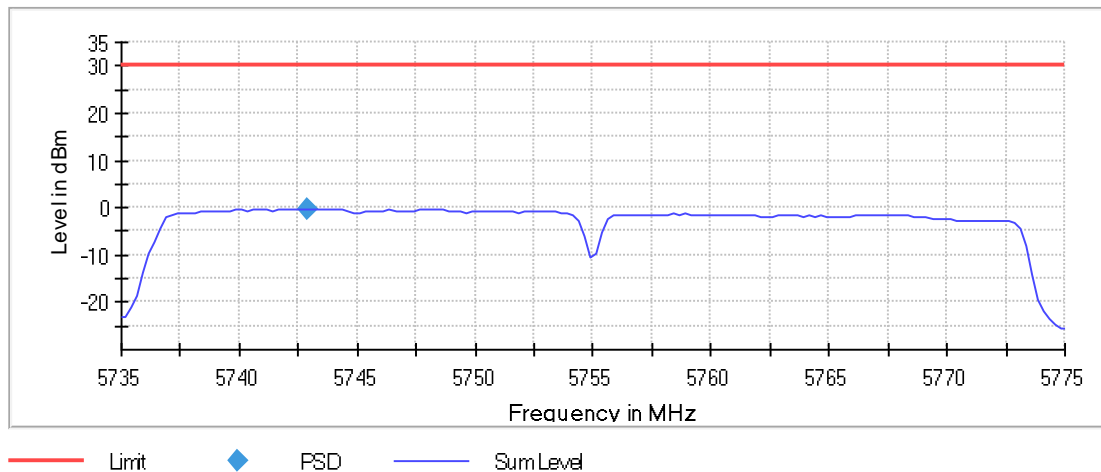
### Result

DUT Frequency (MHz)	Frequency (MHz)	PSD (dBm)	Limit Max (dBm)	Result
5755.000000	5742.875000	-0.212	30.0	PASS

### Ports

Port	State
1	used
2	used

Power Spectral Density



### Measurement

Setting	Instrument Value	Target Value
Start Frequency	5.73500 GHz	5.73500 GHz
Stop Frequency	5.77500 GHz	5.77500 GHz
Span	40.000 MHz	40.000 MHz
RBW	500.000 kHz	<= 500.000 kHz
VBW	2.000 MHz	>= 1.500 MHz
SweepPoints	160	~ 160
SweepTime	3.200 ms	3.200 ms
Reference Level	10.000 dBm	10.000 dBm
Attenuation	30.000 dB	AUTO
Detector	RMS	RMS
SweepCount	100	100
Filter	3 dB	3 dB
Trace Mode	Average Power	Average Power
Sweeptype	Sweep	AUTO
Preamp	off	off

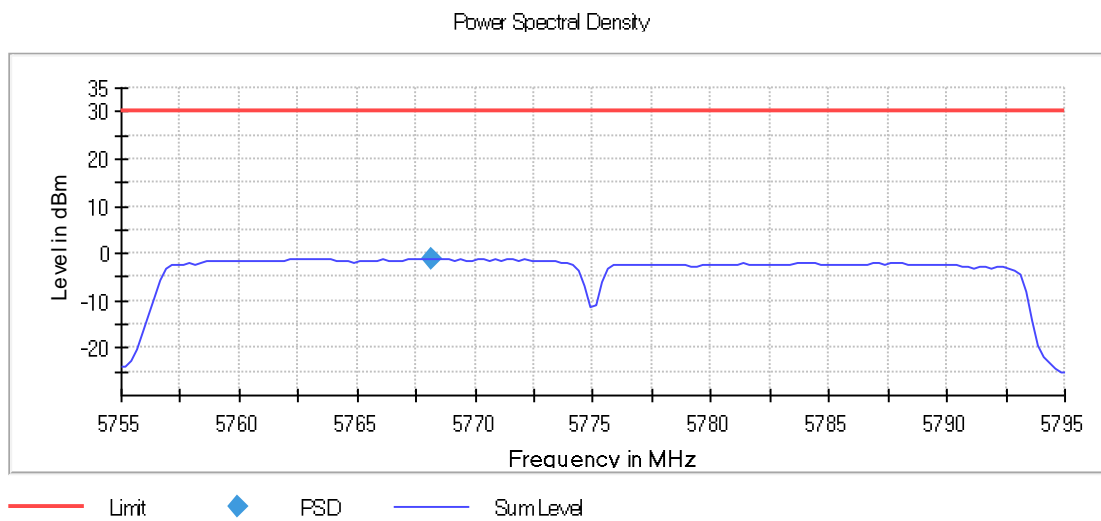
## Power Spectral Density (5775 MHz; 24.000 dBm; 40 MHz)

### Result

DUT Frequency (MHz)	Frequency (MHz)	PSD (dBm)	Limit Max (dBm)	Result
5775.000000	5768.125000	-1.115	30.0	PASS

### Ports

Port	State
1	used
2	used



### Measurement

Setting	Instrument Value	Target Value
Start Frequency	5.75500 GHz	5.75500 GHz
Stop Frequency	5.79500 GHz	5.79500 GHz
Span	40.000 MHz	40.000 MHz
RBW	500.000 kHz	<= 500.000 kHz
VBW	2.000 MHz	>= 1.500 MHz
SweepPoints	160	~ 160
SweepTime	3.200 ms	3.200 ms
Reference Level	10.000 dBm	10.000 dBm
Attenuation	30.000 dB	AUTO
Detector	RMS	RMS
SweepCount	100	100
Filter	3 dB	3 dB
Trace Mode	Average Power	Average Power
SweepType	Sweep	AUTO
Preamp	off	off

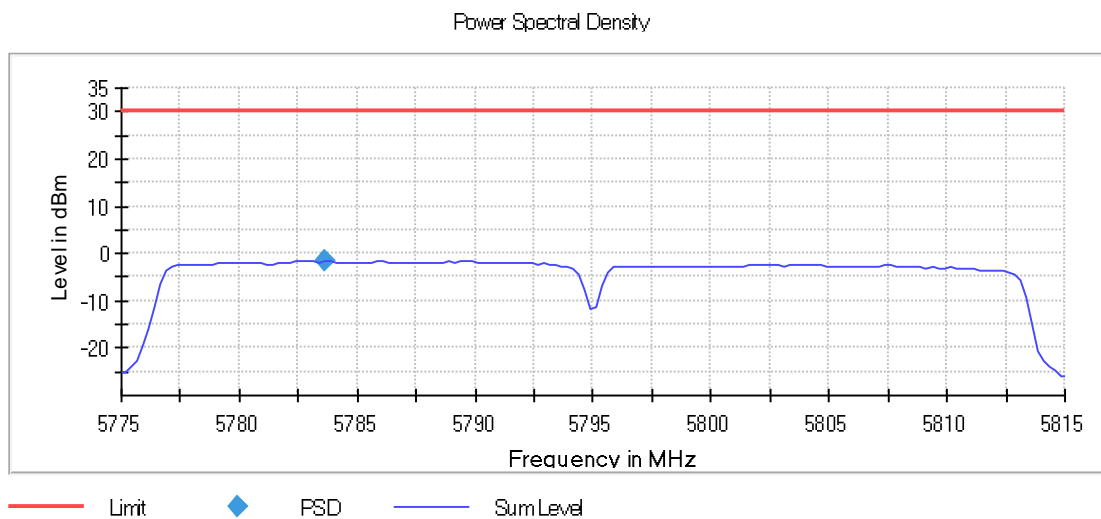
## Power Spectral Density (5795 MHz; 24.000 dBm; 40 MHz)

### Result

DUT Frequency (MHz)	Frequency (MHz)	PSD (dBm)	Limit Max (dBm)	Result
5795.000000	5783.625000	-1.646	30.0	PASS

### Ports

Port	State
1	used
2	used



### Measurement

Setting	Instrument Value	Target Value
Start Frequency	5.77500 GHz	5.77500 GHz
Stop Frequency	5.81500 GHz	5.81500 GHz
Span	40.000 MHz	40.000 MHz
RBW	500.000 kHz	<= 500.000 kHz
VBW	2.000 MHz	>= 1.500 MHz
SweepPoints	160	~ 160
SweepTime	3.200 ms	3.200 ms
Reference Level	10.000 dBm	10.000 dBm
Attenuation	30.000 dB	AUTO
Detector	RMS	RMS
SweepCount	100	100
Filter	3 dB	3 dB
Trace Mode	Average Power	Average Power
SweepType	Sweep	AUTO
Preamp	off	off



## Power Spectral Density (5775 MHz; 24.000 dBm; 80 MHz)

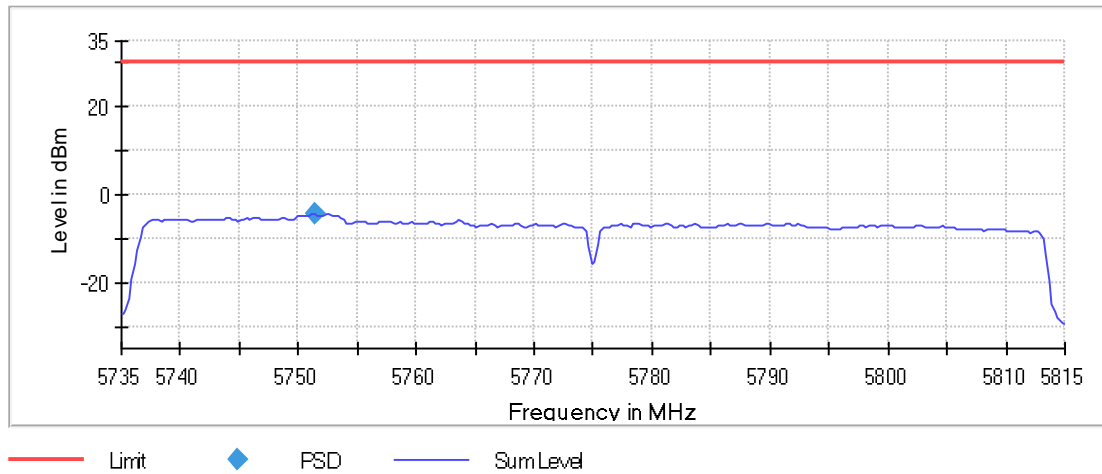
### Result

DUT Frequency (MHz)	Frequency (MHz)	PSD (dBm)	Limit Max (dBm)	Result
5775.000000	5751.375000	-4.470	30.0	PASS

### Ports

Port	State
1	used
2	used

Power Spectral Density



### Measurement

Setting	Instrument Value	Target Value
Start Frequency	5.73500 GHz	5.73500 GHz
Stop Frequency	5.81500 GHz	5.81500 GHz
Span	80.000 MHz	80.000 MHz
RBW	500.000 kHz	<= 500.000 kHz
VBW	2.000 MHz	>= 1.500 MHz
SweepPoints	320	~ 320
SweepTime	6.400 ms	6.400 ms
Reference Level	10.000 dBm	10.000 dBm
Attenuation	30.000 dB	AUTO
Detector	RMS	RMS
SweepCount	100	100
Filter	3 dB	3 dB
Trace Mode	Average Power	Average Power
SweepType	Sweep	AUTO
Preamp	off	off

-- End of Report --