



427 West 12800 South  
Draper, UT 84020

## Test Report Attachment

<b>FCC ID</b>	SWX-AF60XR
<b>ISED ID</b>	6545A-AF60XR
<b>Equipment Under Test</b>	AF60-XR
<b>Test Report Serial Number</b>	TR6834_04
<b>Date of Test</b>	2 September 2021
<b>Report Issue Date</b>	24 January 2022

### Test Personnel

<b>Testing performed by</b>	Tyler Parry
-----------------------------	-------------

### Test Location

Testing was performed at the Unified Compliance Laboratory located at 427 West 12800 South, Draper, UT 84020. Unified Compliance Laboratory is accredited by National Voluntary Laboratory Accreditation Program (NVLAP); NVLAP Code 600241-0 which is effective until 30 June 2023. This site has also been registered with Innovations, Science and Economic Development (ISED) department as was accepted under Appendix B, Phase 1 procedures of the APEC Tel MRA for Canadian recognition. ISED No.: 25346, effective until 30 June 2023. Unified Compliance Laboratory has been assigned Conformity Assessment Number US0223 by ISED and MRA US5037.



# 1 AF60-XR UNII-2

## 1.1 UNII-2A Summary

### Table of Contents

OFDM mode (a) Nominal BW: .....	2
VHT mode (ac): .....	13
HT mode (n):.....	34

### 1.1.1 OFDM mode (a) Nominal BW:

#### Summary

Test	Frequency (MHz)	Nominal Power (dBm)	Nominal Bandwidth (MHz)	Result
Emission Bandwidth 26 dB	5260.000	24.0	20.000000	PASS
RF output power	5260.000	24.0	20.000000	PASS
Power Spectral Density	5260.000	24.0	20.000000	PASS
Occupied Channel Bandwidth 99%	5260.000	24.0	20.000000	PASS
Emission Bandwidth 26 dB	5280.000	24.0	20.000000	PASS
Occupied Channel Bandwidth 99%	5280.000	24.0	20.000000	PASS
Emission Bandwidth 26 dB	5320.000	24.0	20.000000	PASS
Occupied Channel Bandwidth 99%	5320.000	24.0	20.000000	PASS

### Emission Bandwidth 26 dB (5260 MHz; 24.000 dBm; 20 MHz)

Customized settings.

Max level (-12.1 dBm) more than 35.0 dB below the nominal power level.

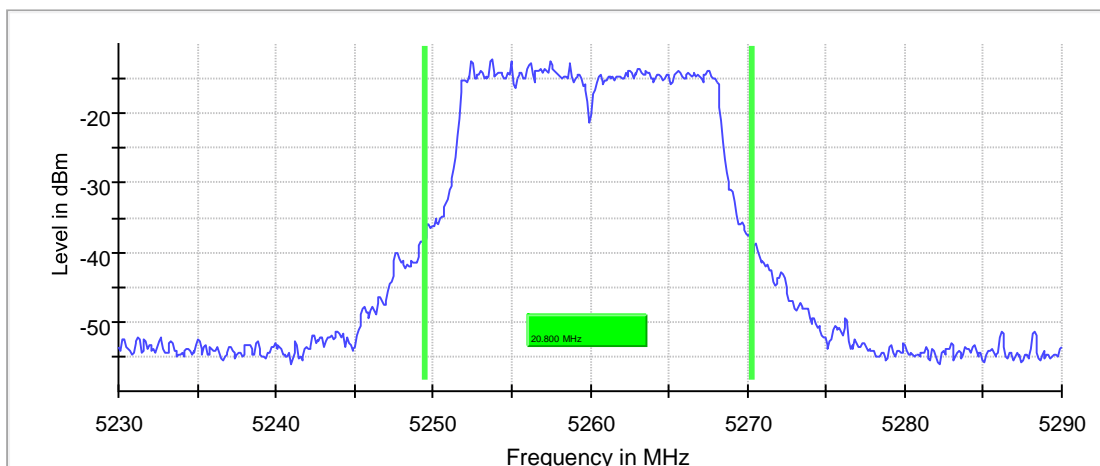
#### 26 dB Bandwidth

DUT Frequency (MHz)	Bandwidth (MHz)	Limit Min (MHz)	Limit Max (MHz)	Band Edge Left (MHz)	Band Edge Right (MHz)
5260.000000	20.800000	---	---	5249.450000	5270.250000

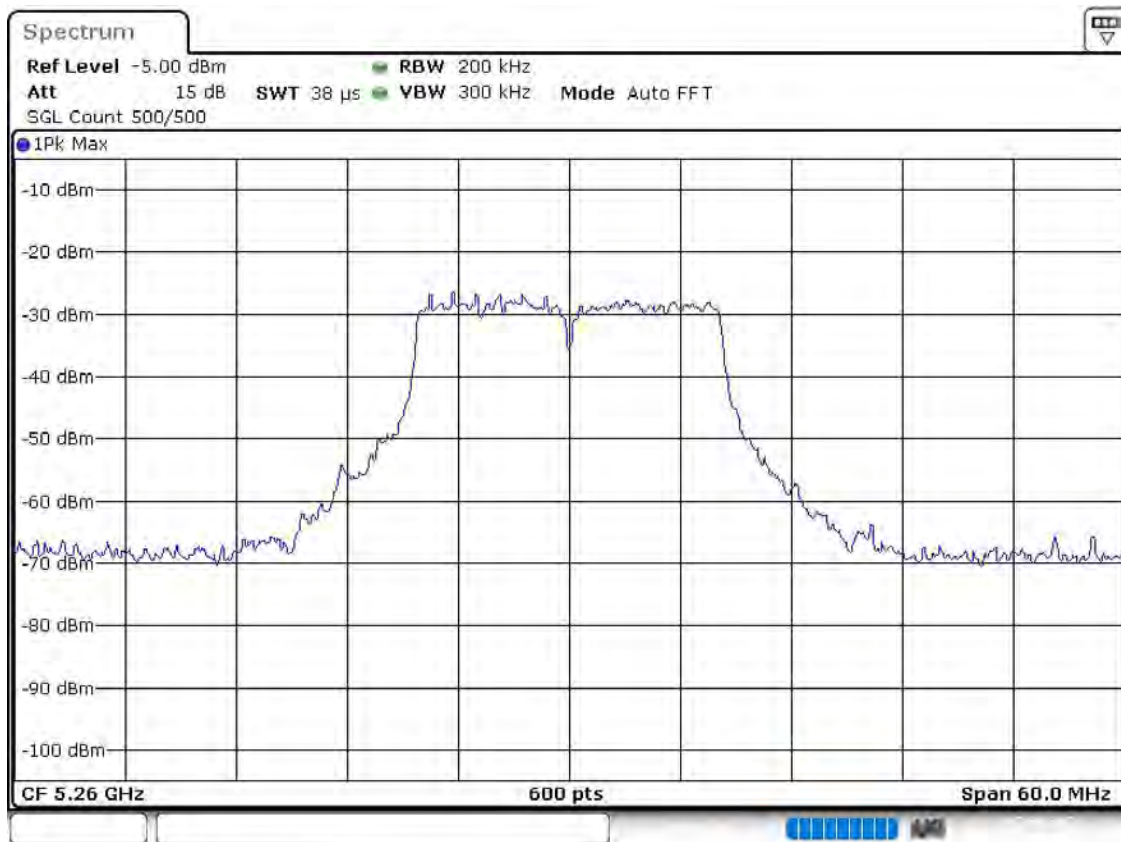
(continuation of the "26 dB Bandwidth" table from column 6 ...)

DUT Frequency (MHz)	Max Level (dBm)	Result
5260.000000	-12.1	PASS

26 dB Bandwidth



Bandwidth



Date: 2.SEP.2021 11:28:21

## Measurement

Setting	Instrument Value	Target Value
Start Frequency	5.23000 GHz	5.23000 GHz
Stop Frequency	5.29000 GHz	5.29000 GHz
Span	60.000 MHz	60.000 MHz
RBW	200.000 kHz	~ 200.000 kHz
VBW	300.000 kHz	>= 240.000 kHz
SweepPoints	600	~ 600
SweepTime	37.969 $\mu$ s	AUTO
Reference Level	-5.000 dBm	-5.000 dBm
Attenuation	15.000 dB	AUTO
Detector	MaxPeak	MaxPeak
SweepCount	500	500
Filter	3 dB	3 dB
Trace Mode	Max Hold	Max Hold
SweepType	FFT	AUTO
Preamp	off	off

## RF output power (5260 MHz; 24.000 dBm; 20 MHz)

Customized settings.

## Result

DUT Frequency (MHz)	Gated RMS (dBm)	Limit Max (dBm)	Gated EIRP (dBm)	DutyCycle (%)	Result
5260.000000	3.7	24.0	3.7	96.611	PASS

## OSP PowerMeter settings

Setting	Instrument Value	Target Value
Measurement Time	1.000 s	1.000 s
Points	1000000	1000000
Time resolution	1.000 $\mu$ s	1.000 $\mu$ s

## Power Spectral Density (5260 MHz; 24.000 dBm; 20 MHz)

Customized settings.

Max level of analyzer (-11.0 dBm) more than 28.0 dB below the nominal power level.

## Result

DUT Frequency (MHz)	Frequency (MHz)	PSD (dBm)	Limit Max (dBm)	Result
5260.000000	5266.336634	-10.968	11.0	PASS

## Ports

Port	State
1	used
2	used

## Measurement

Setting	Instrument Value	Target Value
Start Frequency	5.25000 GHz	5.25000 GHz
Stop Frequency	5.27000 GHz	5.27000 GHz
Span	20.000 MHz	20.000 MHz
RBW	1.000 MHz	<= 1.000 MHz
VBW	3.000 MHz	>= 3.000 MHz
SweepPoints	101	~ 40
Sweptime	2.020 ms	2.020 ms
Reference Level	0.000 dBm	0.000 dBm
Attenuation	20.000 dB	AUTO
Detector	RMS	RMS
SweepCount	100	100
Filter	3 dB	3 dB
Trace Mode	Average Power	Average Power
Sweeptype	FFT	AUTO
Preamp	off	off

## Occupied Channel Bandwidth 99% (5260 MHz; 24.000 dBm; 20 MHz)

Customized settings.

Max level (-12.0 dBm) more than 35.0 dB below the nominal power level.

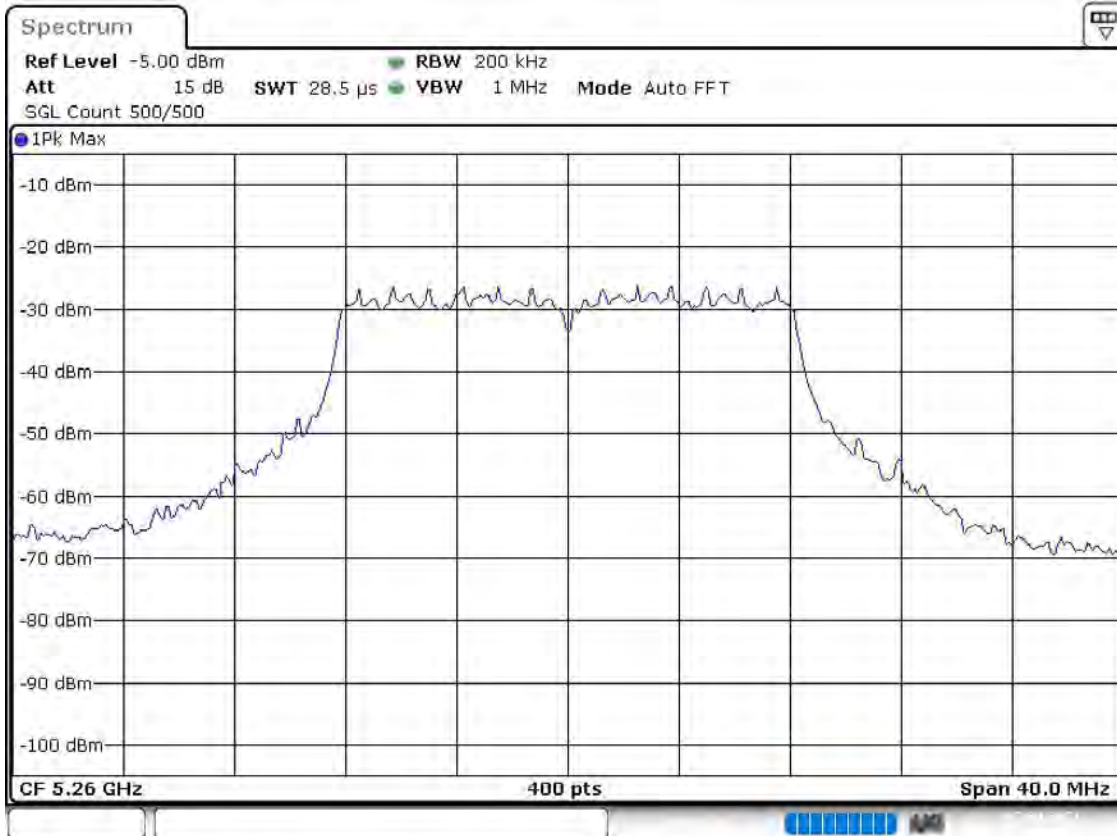
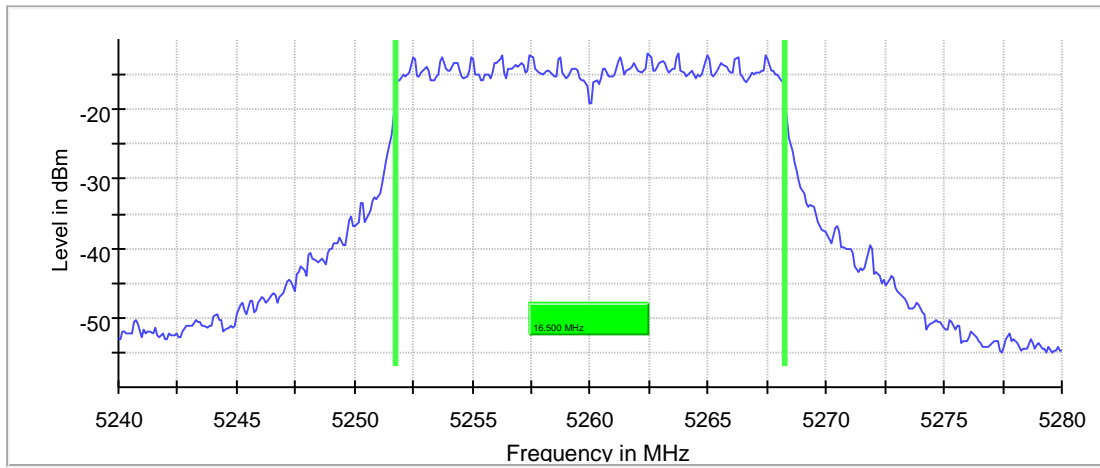
## 99 % Bandwidth

DUT Frequency (MHz)	Bandwidth (MHz)	Limit Min (MHz)	Limit Max (MHz)	Band Edge Left (MHz)	Band Edge Right (MHz)
5260.000000	16.500000	---	---	5251.750000	5268.250000

(continuation of the "99 % Bandwidth" table from column 6 ...)

DUT Frequency (MHz)	Result
5260.000000	PASS

99 % Bandwidth



Date: 2.SEP.2021 11:29:22

## Measurement

Setting	Instrument Value	Target Value
Start Frequency	5.24000 GHz	5.24000 GHz
Stop Frequency	5.28000 GHz	5.28000 GHz
Span	40.000 MHz	40.000 MHz
RBW	200.000 kHz	>= 200.000 kHz
VBW	1.000 MHz	>= 600.000 kHz
SweepPoints	400	~ 400
Sweeptime	28.477 $\mu$ s	AUTO
Reference Level	-5.000 dBm	-5.000 dBm
Attenuation	15.000 dB	AUTO
Detector	MaxPeak	MaxPeak
SweepCount	500	500
Filter	3 dB	3 dB
Trace Mode	Max Hold	Max Hold
SweepType	FFT	AUTO
Preamp	off	off

## Emission Bandwidth 26 dB (5280 MHz; 24.000 dBm; 20 MHz)

Customized settings.

Max level (-12.2 dBm) more than 35.0 dB below the nominal power level.

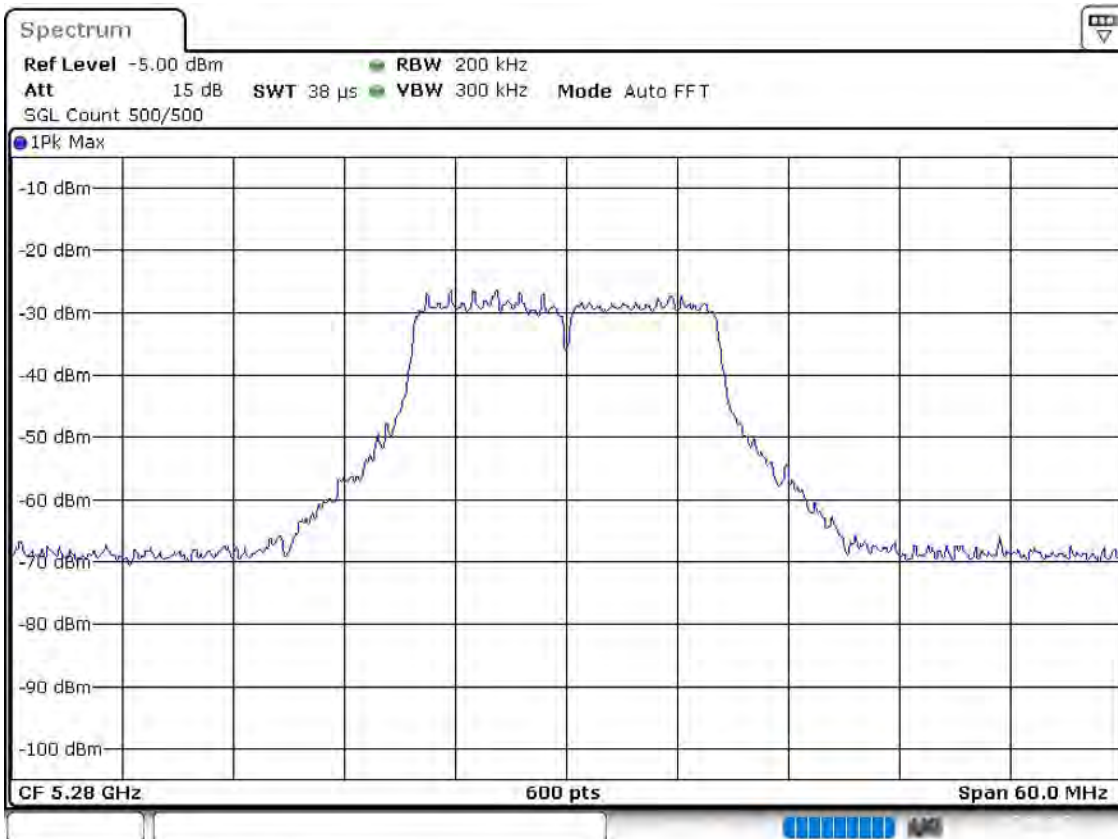
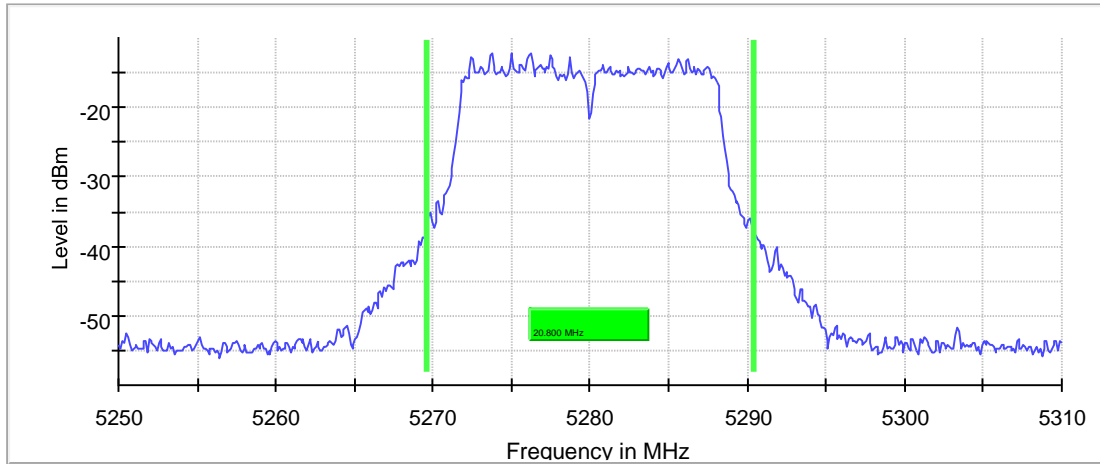
### 26 dB Bandwidth

DUT Frequency (MHz)	Bandwidth (MHz)	Limit Min (MHz)	Limit Max (MHz)	Band Edge Left (MHz)	Band Edge Right (MHz)
5280.000000	20.800000	---	---	5269.550000	5290.350000

(continuation of the "26 dB Bandwidth" table from column 6 ...)

DUT Frequency (MHz)	Max Level (dBm)	Result
5280.000000	-12.2	PASS

26 dB Bandwidth



Date: 2.SEP.2021 11:35:10



## Occupied Channel Bandwidth 99% (5280 MHz; 24.000 dBm; 20 MHz)

Customized settings.

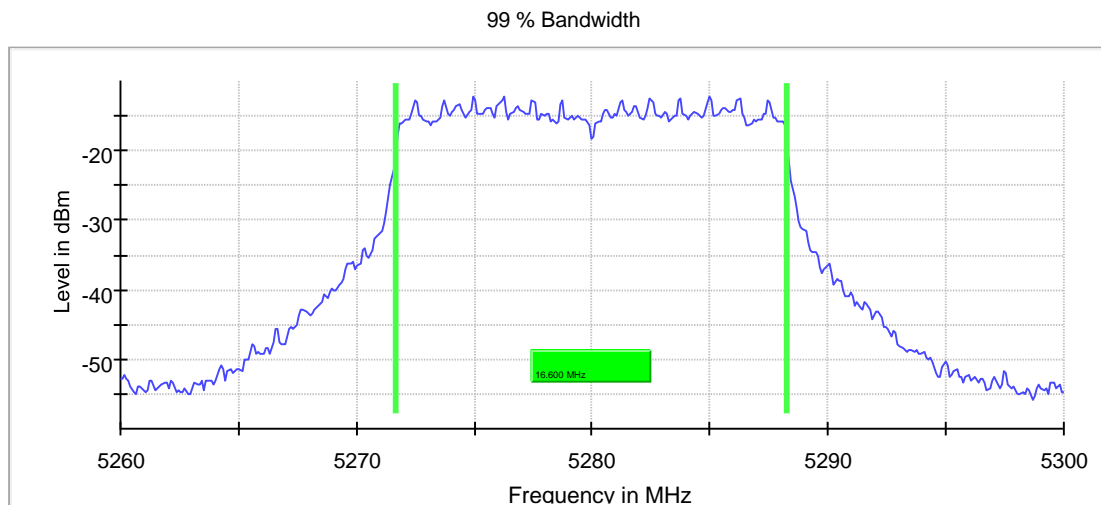
Max level (-12.2 dBm) more than 35.0 dB below the nominal power level.

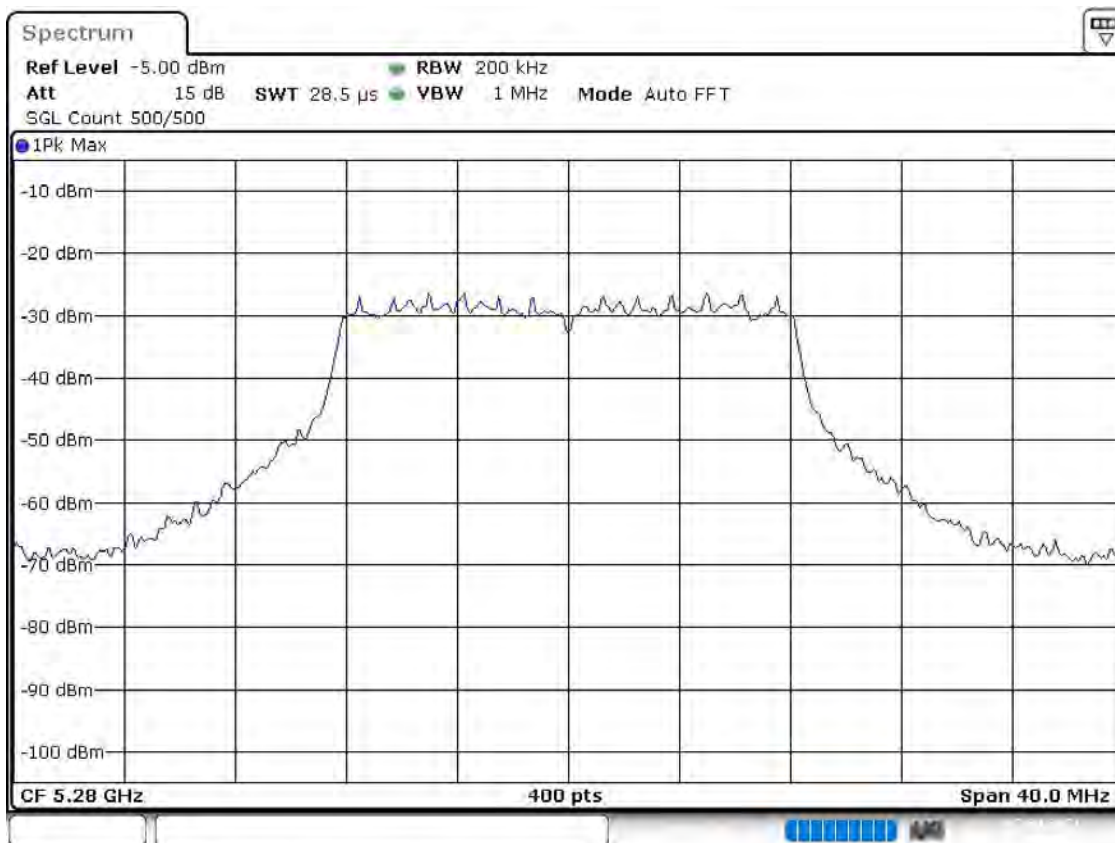
### 99 % Bandwidth

DUT Frequency (MHz)	Bandwidth (MHz)	Limit Min (MHz)	Limit Max (MHz)	Band Edge Left (MHz)	Band Edge Right (MHz)
5280.000000	16.600000	---	---	5271.650000	5288.250000

(continuation of the "99 % Bandwidth" table from column 6 ...)

DUT Frequency (MHz)	Result
5280.000000	PASS





Date: 2.SEP.2021 11:36:11

## Emission Bandwidth 26 dB (5320 MHz; 24.000 dBm; 20 MHz)

Customized settings.

Max level (-12.4 dBm) more than 35.0 dB below the nominal power level.

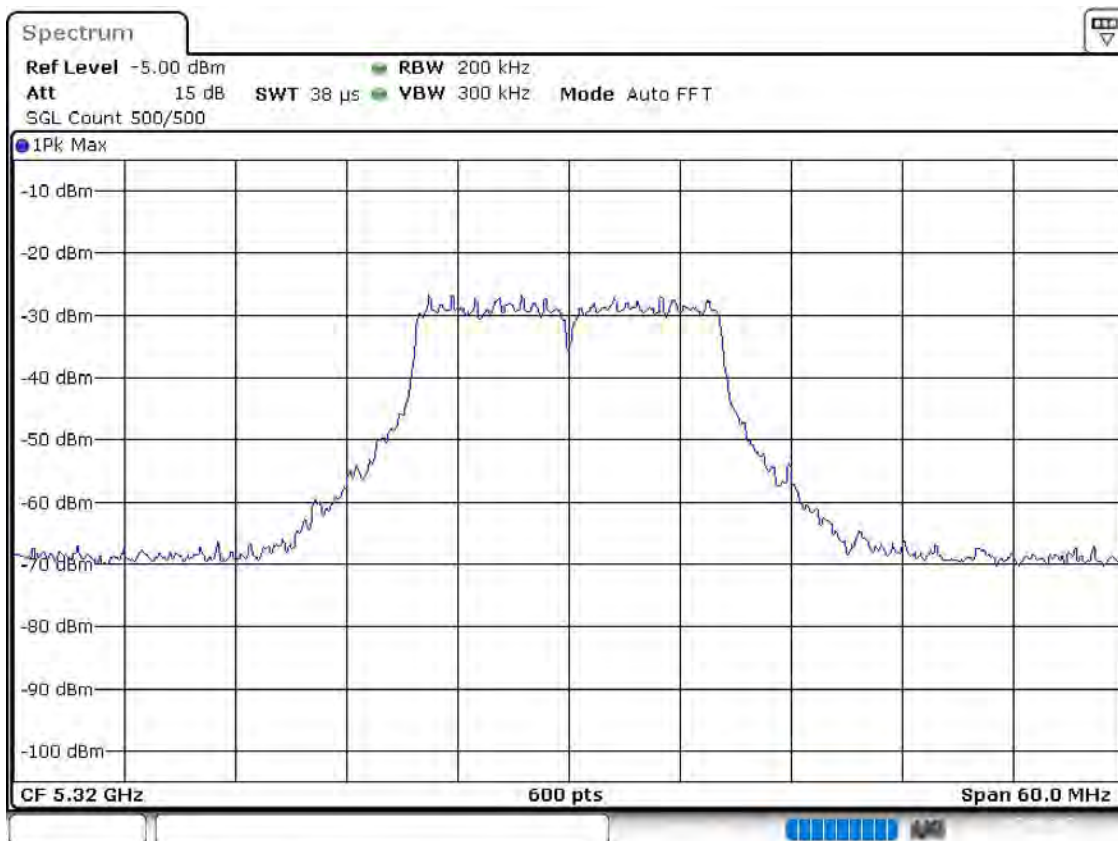
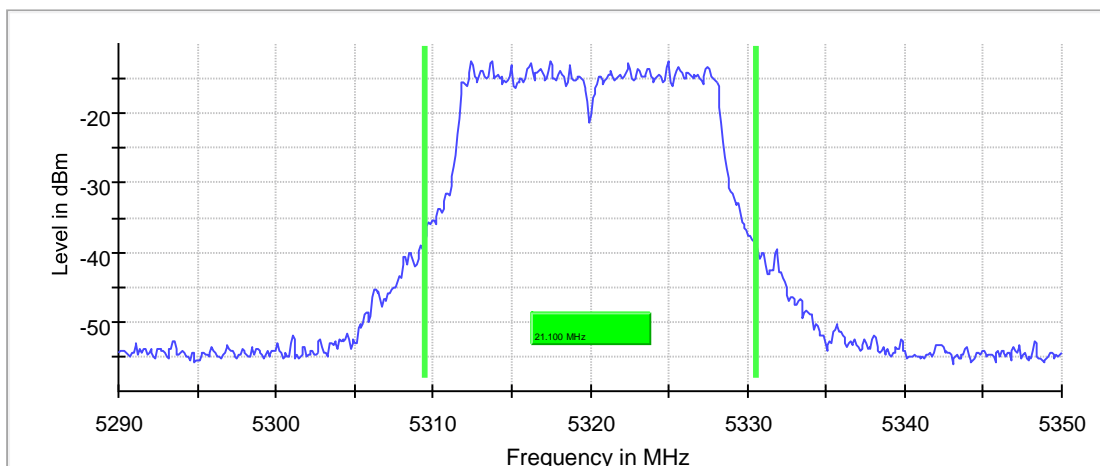
### 26 dB Bandwidth

DUT Frequency (MHz)	Bandwidth (MHz)	Limit Min (MHz)	Limit Max (MHz)	Band Edge Left (MHz)	Band Edge Right (MHz)
5320.000000	21.100000	---	---	5309.450000	5330.550000

(continuation of the "26 dB Bandwidth" table from column 6 ...)

DUT Frequency (MHz)	Max Level (dBm)	Result
5320.000000	-12.4	PASS

26 dB Bandwidth



Date: 2.SEP.2021 11:37:52

## Occupied Channel Bandwidth 99% (5320 MHz; 24.000 dBm; 20 MHz)

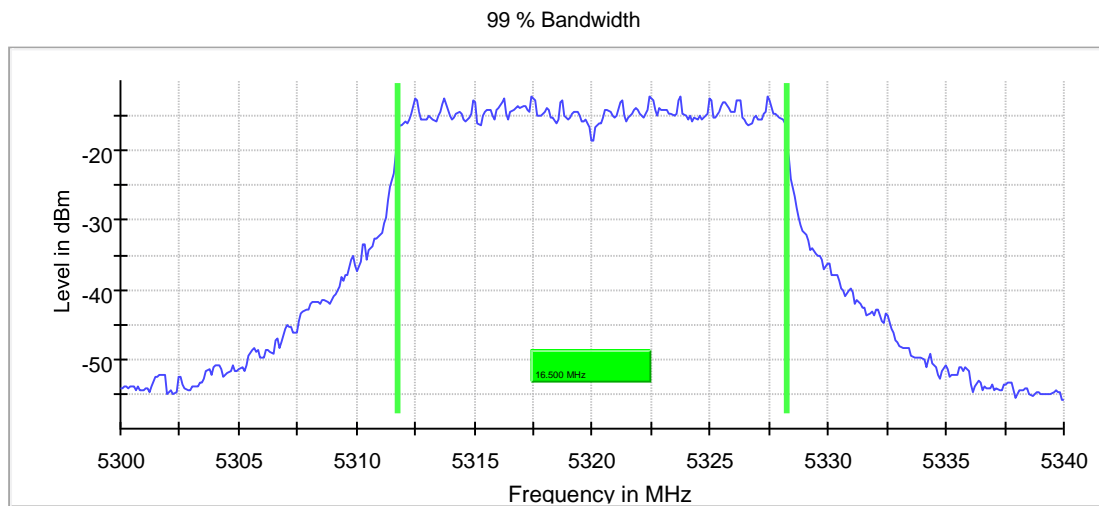
Max level (-12.2 dBm) more than 35.0 dB below the nominal power level.

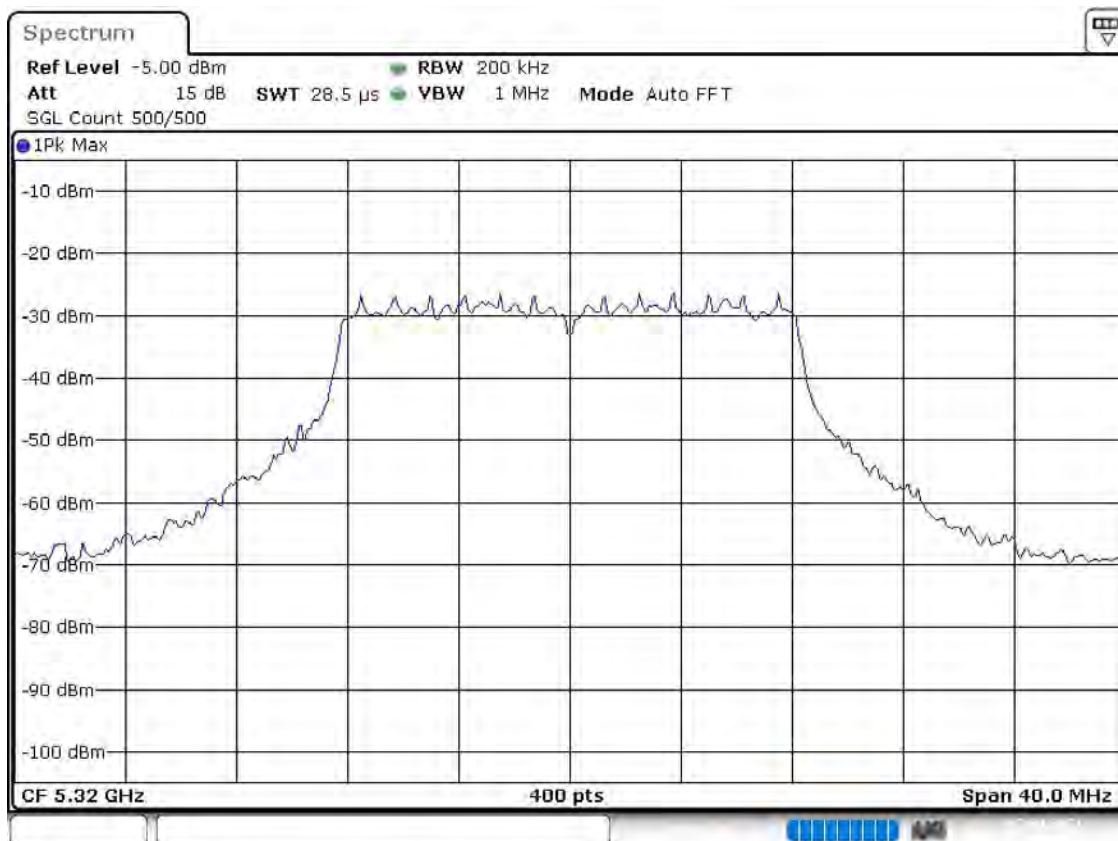
### 99 % Bandwidth

DUT Frequency (MHz)	Bandwidth (MHz)	Limit Min (MHz)	Limit Max (MHz)	Band Edge Left (MHz)	Band Edge Right (MHz)
5320.000000	16.500000	---	---	5311.750000	5328.250000

(continuation of the "99 % Bandwidth" table from column 6 ...)

DUT Frequency (MHz)	Result
5320.000000	PASS





Date: 2.SEP.2021 11:38:49

### 1.1.2 VHT mode (ac):

### Summary

Test	Frequency (MHz)	Nominal Power (dBm)	Nominal Bandwidth (MHz)	Result
Emission Bandwidth 26 dB	5260.000	24.0	20.000000	PASS
RF output power	5260.000	24.0	20.000000	PASS
Power Spectral Density	5260.000	24.0	20.000000	PASS
Occupied Channel Bandwidth 99%	5260.000	24.0	20.000000	PASS
Emission Bandwidth 26 dB	5280.000	24.0	20.000000	PASS
Occupied Channel Bandwidth 99%	5280.000	24.0	20.000000	PASS
Emission Bandwidth 26 dB	5320.000	24.0	20.000000	PASS
Occupied Channel Bandwidth 99%	5320.000	24.0	20.000000	PASS
Emission Bandwidth 26 dB	5270.000	24.0	40.000000	PASS
Occupied Channel Bandwidth 99%	5270.000	24.0	40.000000	PASS
Emission Bandwidth 26 dB	5310.000	24.0	40.000000	PASS
Occupied Channel Bandwidth 99%	5310.000	24.0	40.000000	PASS
Emission Bandwidth 26 dB	5290.000	24.0	80.000000	PASS
Occupied Channel Bandwidth 99%	5290.000	24.0	80.000000	PASS

## Emission Bandwidth 26 dB (5260 MHz; 24.000 dBm; 20 MHz)

Customized settings.

Max level (-12.1 dBm) more than 35.0 dB below the nominal power level.

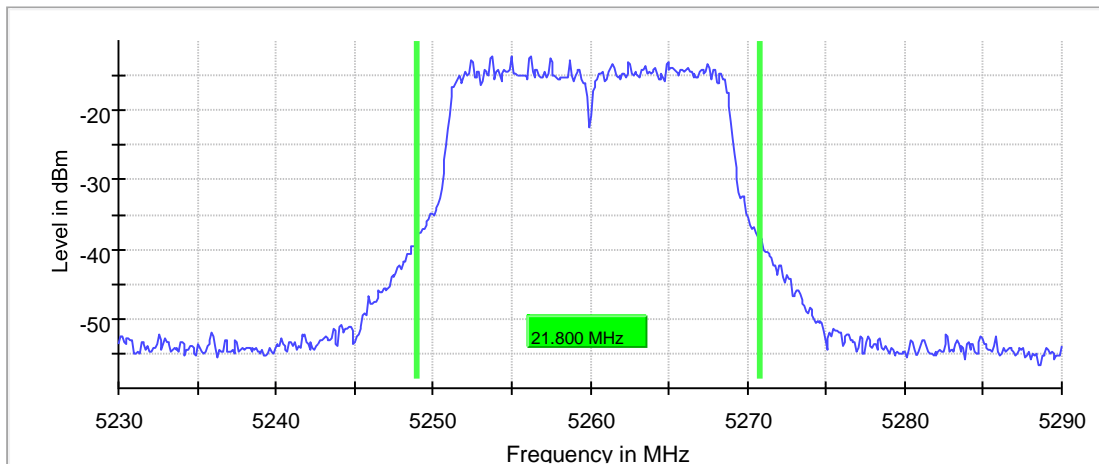
### 26 dB Bandwidth

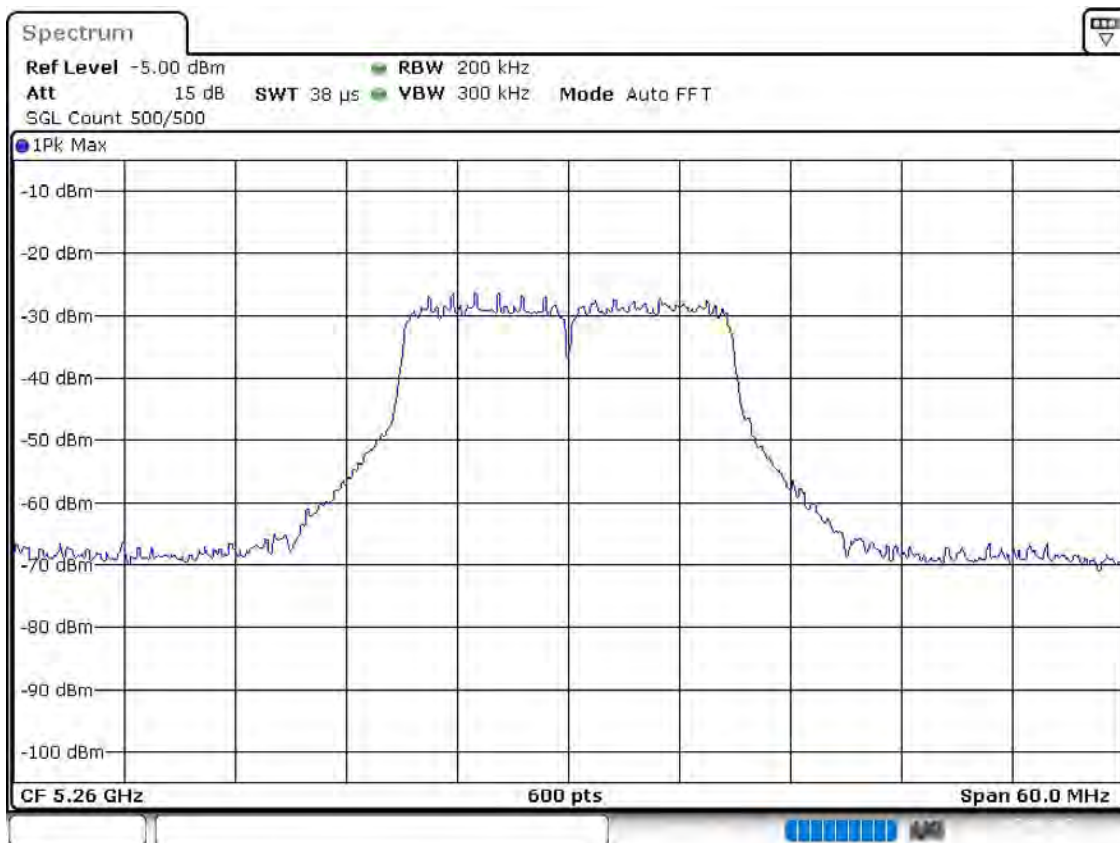
DUT Frequency (MHz)	Bandwidth (MHz)	Limit Min (MHz)	Limit Max (MHz)	Band Edge Left (MHz)	Band Edge Right (MHz)
5260.000000	21.800000	---	---	5248.950000	5270.750000

(continuation of the "26 dB Bandwidth" table from column 6 ...)

DUT Frequency (MHz)	Max Level (dBm)	Result
5260.000000	-12.1	PASS

26 dB Bandwidth





Date: 2.SEP.2021 12:17:09

### Measurement

Setting	Instrument Value	Target Value
Start Frequency	5.23000 GHz	5.23000 GHz
Stop Frequency	5.29000 GHz	5.29000 GHz
Span	60.000 MHz	60.000 MHz
RBW	200.000 kHz	~ 200.000 kHz
VBW	300.000 kHz	>= 240.000 kHz
SweepPoints	600	~ 600
Sweeptime	37.969 μs	AUTO
Reference Level	-5.000 dBm	-5.000 dBm
Attenuation	15.000 dB	AUTO
Detector	MaxPeak	MaxPeak
SweepCount	500	500
Filter	3 dB	3 dB
Trace Mode	Max Hold	Max Hold
Sweeptype	FFT	AUTO
Preamp	off	off

## RF output power (5260 MHz; 24.000 dBm; 20 MHz)

Customized settings.

### Result

DUT Frequency (MHz)	Gated RMS (dBm)	Limit Max (dBm)	Gated EIRP (dBm)	DutyCycle (%)	Result
5260.000000	3.6	24.0	3.6	96.411	PASS

## OSP PowerMeter settings

Setting	Instrument Value	Target Value
Measurement Time	1.000 s	1.000 s
Points	1000000	1000000
Time resolution	1.000 $\mu$ s	1.000 $\mu$ s

## Power Spectral Density (5260 MHz; 24.000 dBm; 20 MHz)

Customized settings.

Max level of analyzer (-11.4 dBm) more than 28.0 dB below the nominal power level.

### Result

DUT Frequency (MHz)	Frequency (MHz)	PSD (dBm)	Limit Max (dBm)	Result
5260.000000	5255.049505	-11.446	11.0	PASS

## Ports

Port	State
1	used
2	used

## Measurement

Setting	Instrument Value	Target Value
Start Frequency	5.25000 GHz	5.25000 GHz
Stop Frequency	5.27000 GHz	5.27000 GHz
Span	20.000 MHz	20.000 MHz
RBW	1.000 MHz	$\leq$ 1.000 MHz
VBW	3.000 MHz	$\geq$ 3.000 MHz
SweepPoints	101	$\sim$ 40
Sweeptime	2.020 ms	2.020 ms
Reference Level	0.000 dBm	0.000 dBm
Attenuation	20.000 dB	AUTO
Detector	RMS	RMS
SweepCount	100	100
Filter	3 dB	3 dB
Trace Mode	Average Power	Average Power
Sweeptype	FFT	AUTO
Preamp	off	off



## Occupied Channel Bandwidth 99% (5260 MHz; 24.000 dBm; 20 MHz)

Customized settings.

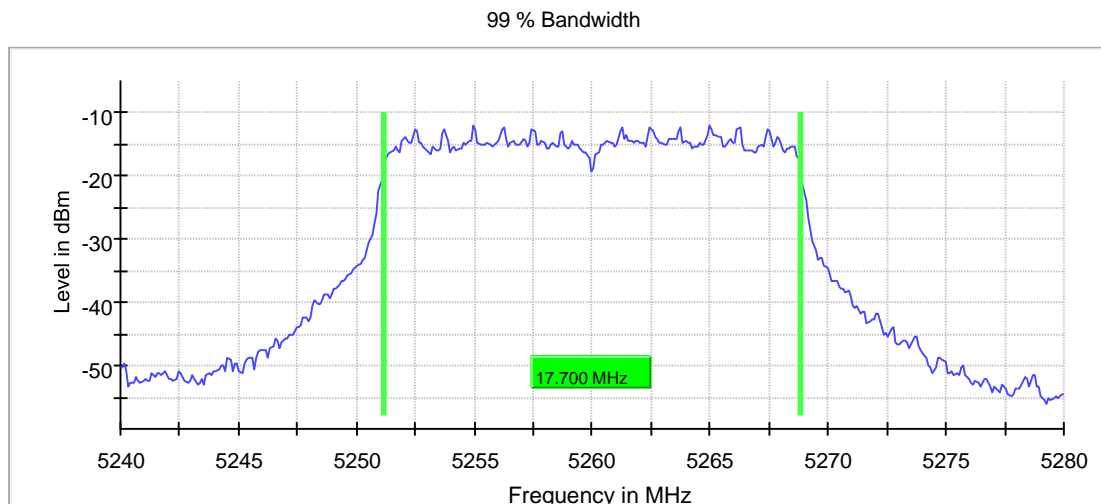
Max level (-12.0 dBm) more than 35.0 dB below the nominal power level.

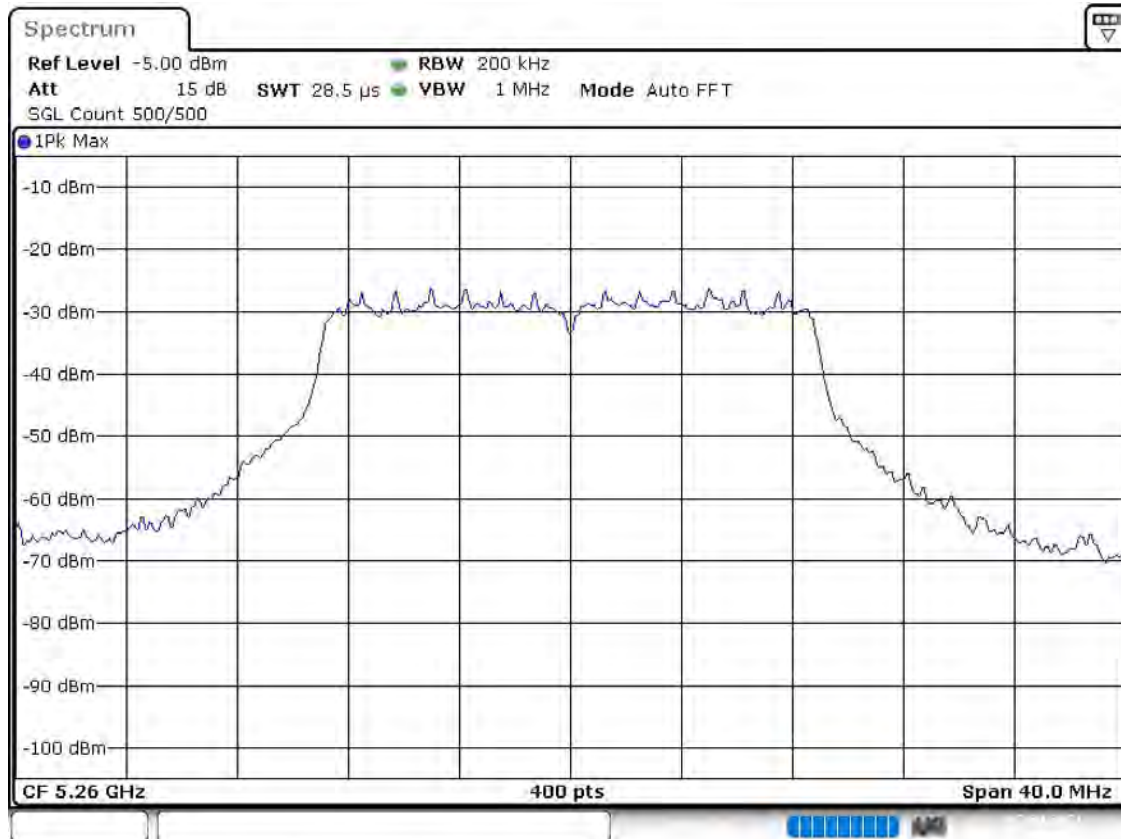
### 99 % Bandwidth

DUT Frequency (MHz)	Bandwidth (MHz)	Limit Min (MHz)	Limit Max (MHz)	Band Edge Left (MHz)	Band Edge Right (MHz)
5260.000000	17.700000	---	---	5251.150000	5268.850000

(continuation of the "99 % Bandwidth" table from column 6 ...)

DUT Frequency (MHz)	Result
5260.000000	PASS





Date: 2.SEP.2021 12:18:05

## Measurement

Setting	Instrument Value	Target Value
Start Frequency	5.24000 GHz	5.24000 GHz
Stop Frequency	5.28000 GHz	5.28000 GHz
Span	40.000 MHz	40.000 MHz
RBW	200.000 kHz	$\geq$ 200.000 kHz
VBW	1.000 MHz	$\geq$ 600.000 kHz
SweepPoints	400	~ 400
Sweeptime	28.477 $\mu$ s	AUTO
Reference Level	-5.000 dBm	-5.000 dBm
Attenuation	15.000 dB	AUTO
Detector	MaxPeak	MaxPeak
SweepCount	500	500
Filter	3 dB	3 dB
Trace Mode	Max Hold	Max Hold
Sweeptype	FFT	AUTO
Preamp	off	off

## Emission Bandwidth 26 dB (5280 MHz; 24.000 dBm; 20 MHz)

Customized settings.

Max level (-12.3 dBm) more than 35.0 dB below the nominal power level.

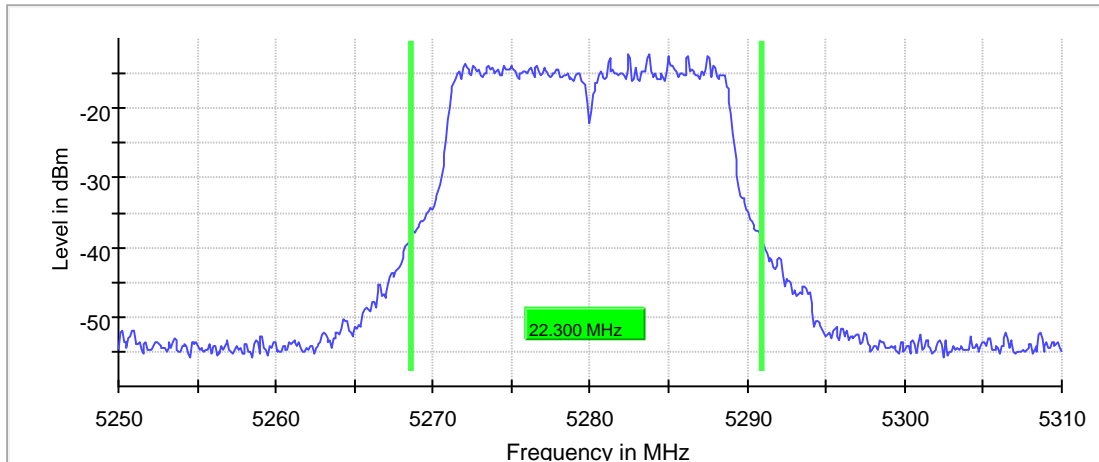
### 26 dB Bandwidth

DUT Frequency (MHz)	Bandwidth (MHz)	Limit Min (MHz)	Limit Max (MHz)	Band Edge Left (MHz)	Band Edge Right (MHz)
5280.000000	22.300000	---	---	5268.550000	5290.850000

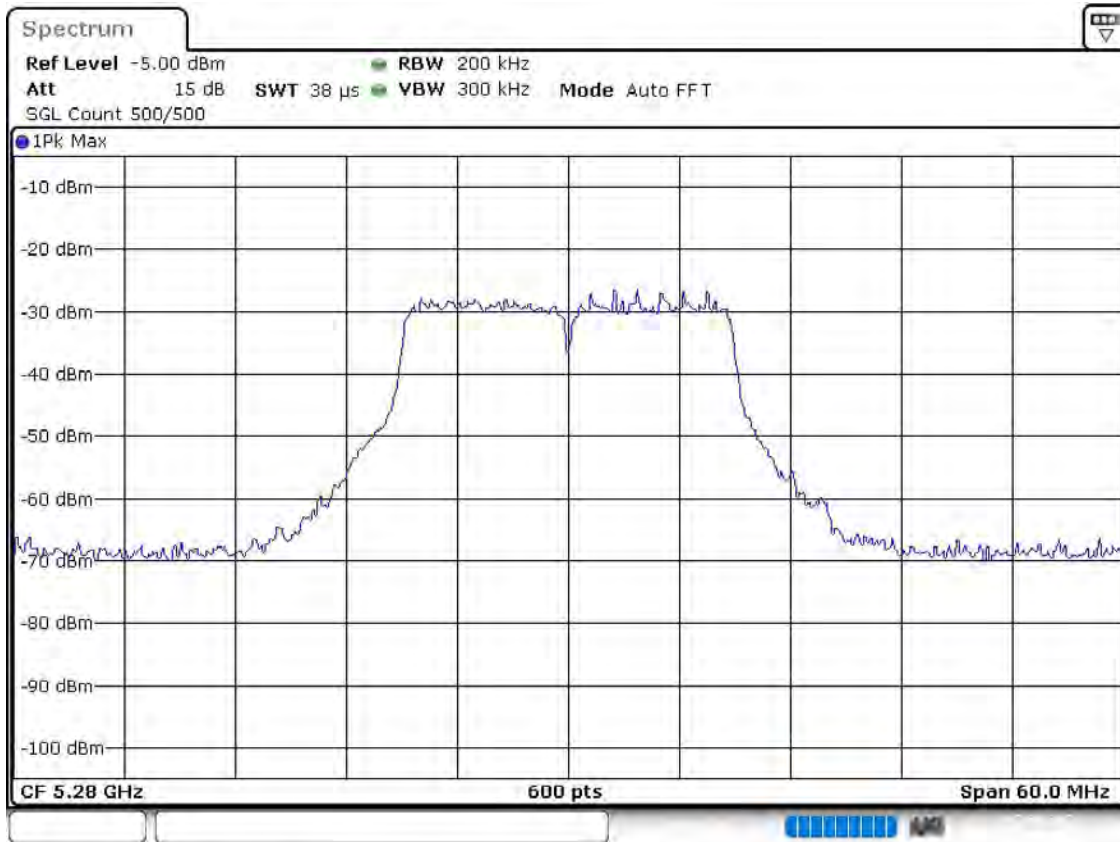
(continuation of the "26 dB Bandwidth" table from column 6 ...)

DUT Frequency (MHz)	Max Level (dBm)	Result
5280.000000	-12.3	PASS

26 dB Bandwidth



Bandwidth



Date: 2.SEP.2021 12:18:27

### Occupied Channel Bandwidth 99% (5280 MHz; 24.000 dBm; 20 MHz)

Customized settings.

Max level (-12.1 dBm) more than 35.0 dB below the nominal power level.

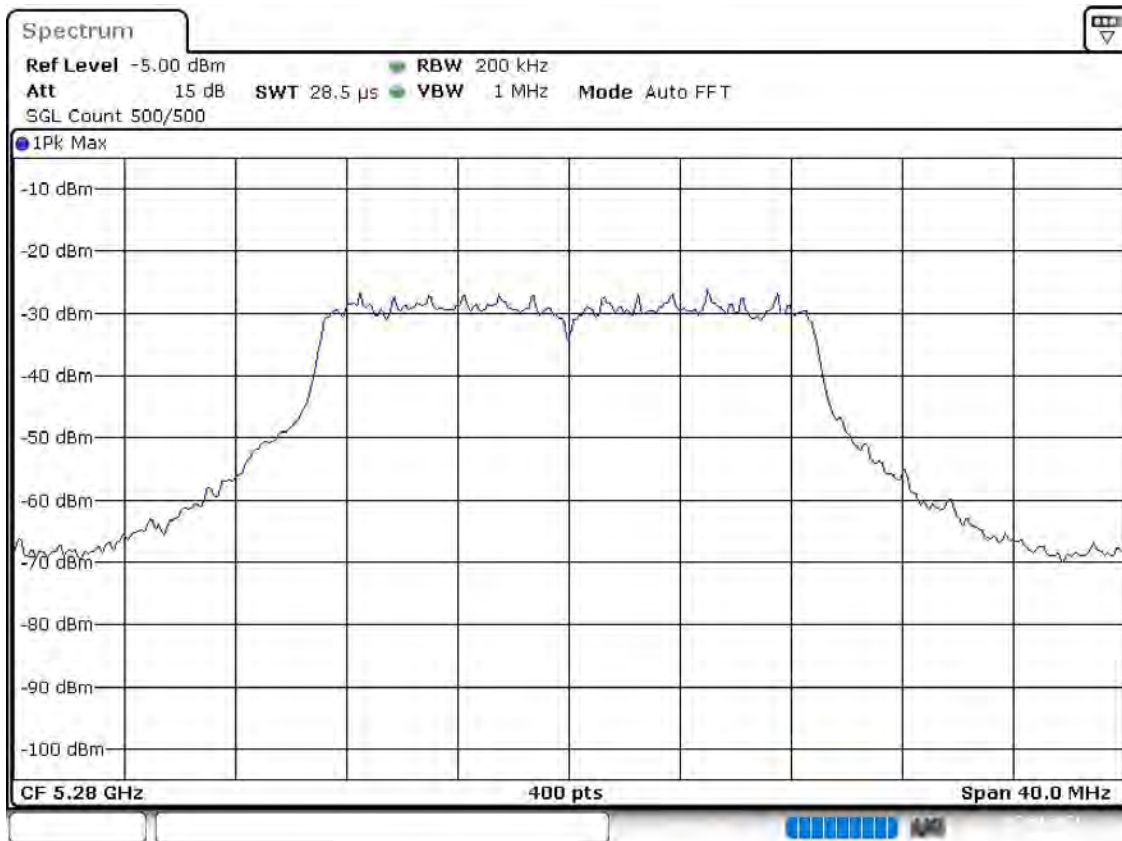
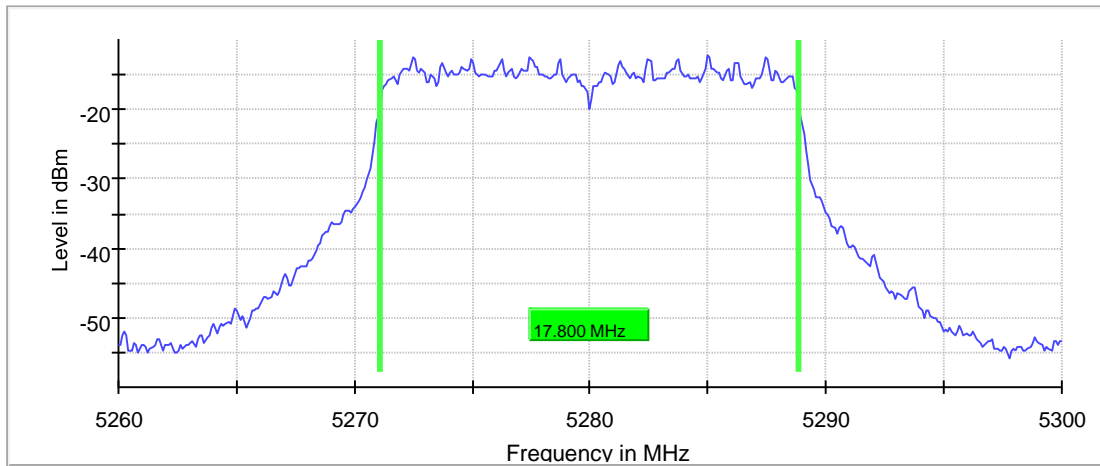
### 99 % Bandwidth

DUT Frequency (MHz)	Bandwidth (MHz)	Limit Min (MHz)	Limit Max (MHz)	Band Edge Left (MHz)	Band Edge Right (MHz)
5280.000000	17.800000	---	---	5271.050000	5288.850000

(continuation of the "99 % Bandwidth" table from column 6 ...)

DUT Frequency (MHz)	Result
5280.000000	PASS

99 % Bandwidth



Date: 2.SEP.2021 12:19:24

## Emission Bandwidth 26 dB (5320 MHz; 24.000 dBm; 20 MHz)

Customized settings.

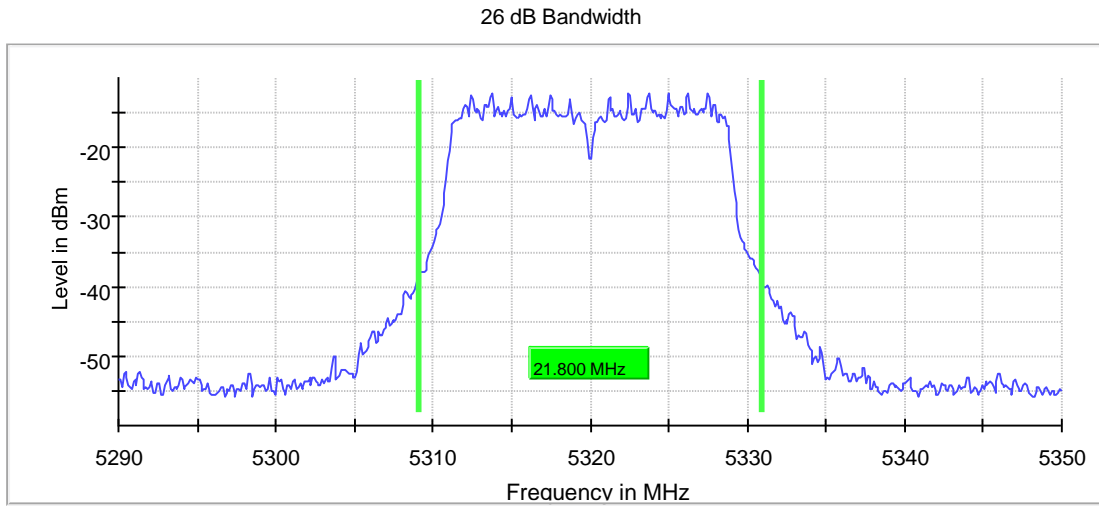
Max level (-12.1 dBm) more than 35.0 dB below the nominal power level.

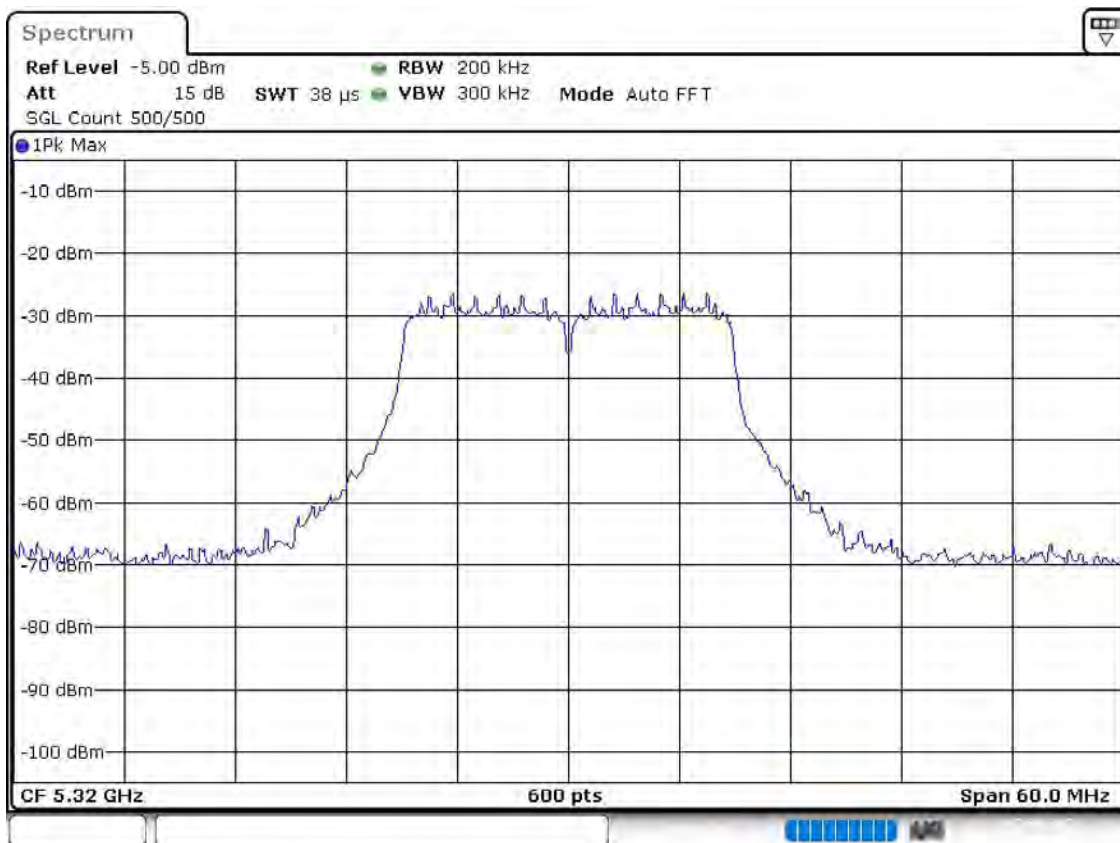
### 26 dB Bandwidth

DUT Frequency (MHz)	Bandwidth (MHz)	Limit Min (MHz)	Limit Max (MHz)	Band Edge Left (MHz)	Band Edge Right (MHz)
5320.000000	21.800000	---	---	5309.050000	5330.850000

(continuation of the "26 dB Bandwidth" table from column 6 ...)

DUT Frequency (MHz)	Max Level (dBm)	Result
5320.000000	-12.1	PASS





Date: 2.SEP.2021 12:19:45

### Occupied Channel Bandwidth 99% (5320 MHz; 24.000 dBm; 20 MHz)

Customized settings.

Max level (-12.0 dBm) more than 35.0 dB below the nominal power level.

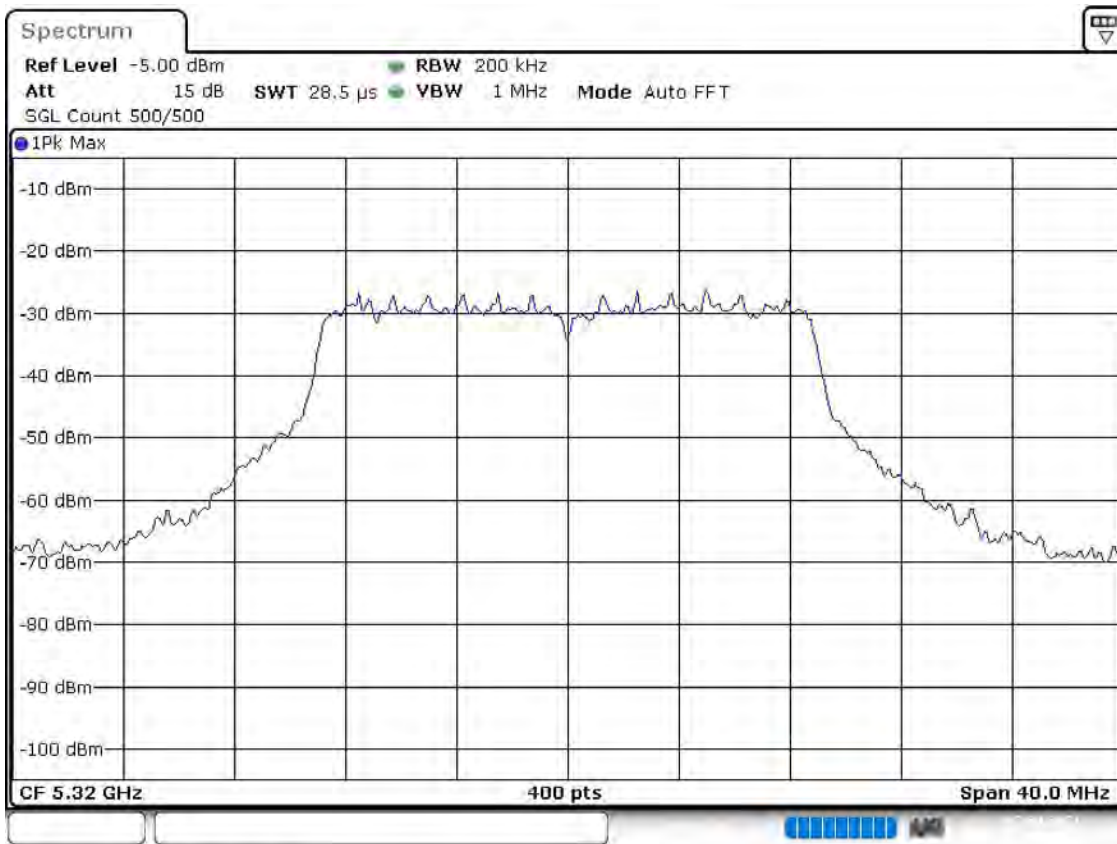
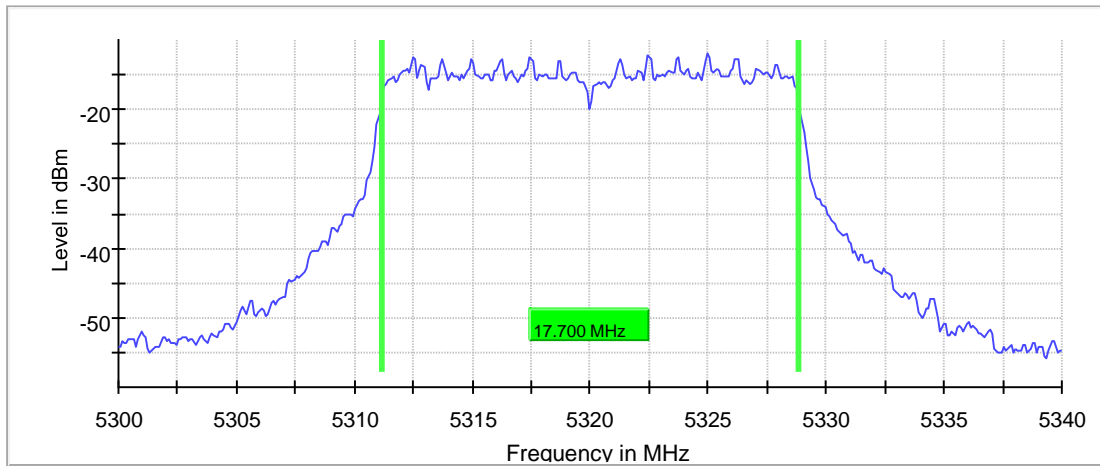
### 99 % Bandwidth

DUT Frequency (MHz)	Bandwidth (MHz)	Limit Min (MHz)	Limit Max (MHz)	Band Edge Left (MHz)	Band Edge Right (MHz)
5320.000000	17.700000	---	---	5311.150000	5328.850000

(continuation of the "99 % Bandwidth" table from column 6 ...)

DUT Frequency (MHz)	Result
5320.000000	PASS

99 % Bandwidth



Date: 2.SEP.2021 12:20:40



## Emission Bandwidth 26 dB (5270 MHz; 24.000 dBm; 40 MHz)

Customized settings.

Max level (-13.6 dBm) more than 36.0 dB below the nominal power level.

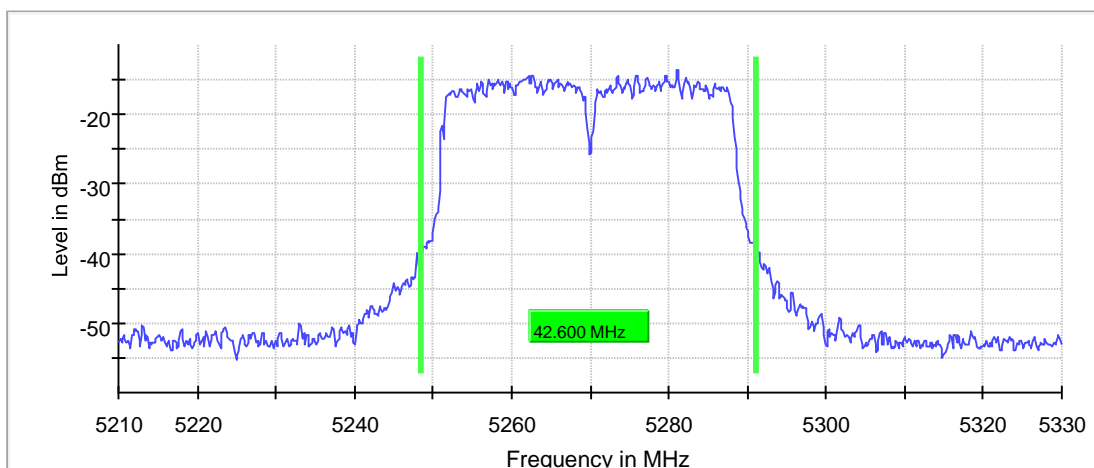
### 26 dB Bandwidth

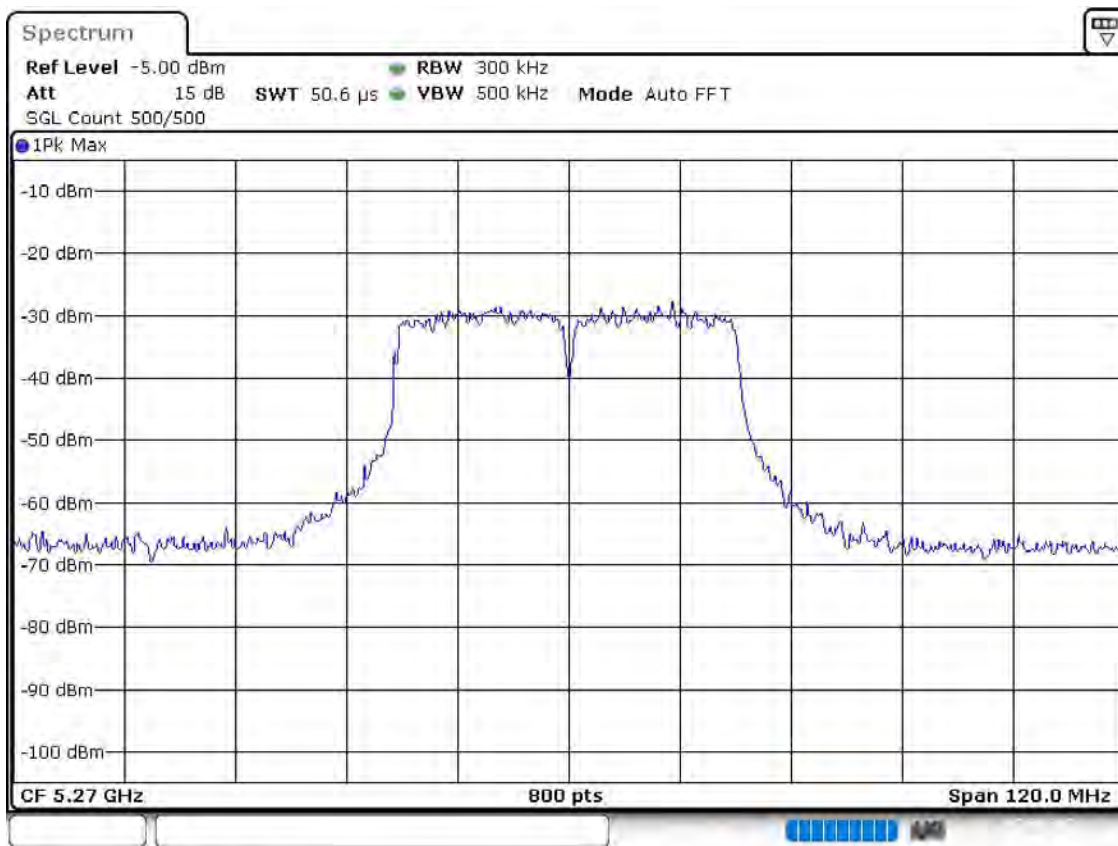
DUT Frequency (MHz)	Bandwidth (MHz)	Limit Min (MHz)	Limit Max (MHz)	Band Edge Left (MHz)	Band Edge Right (MHz)
5270.000000	42.600000	---	---	5248.475000	5291.075000

(continuation of the "26 dB Bandwidth" table from column 6 ...)

DUT Frequency (MHz)	Max Level (dBm)	Result
5270.000000	-13.6	PASS

26 dB Bandwidth





Date: 2.SEP.2021 12:21:06

**Occupied Channel Bandwidth 99% (5270 MHz; 24.000 dBm; 40 MHz)**

Customized settings.

Max level (-11.9 dBm) more than 34.0 dB below the nominal power level.

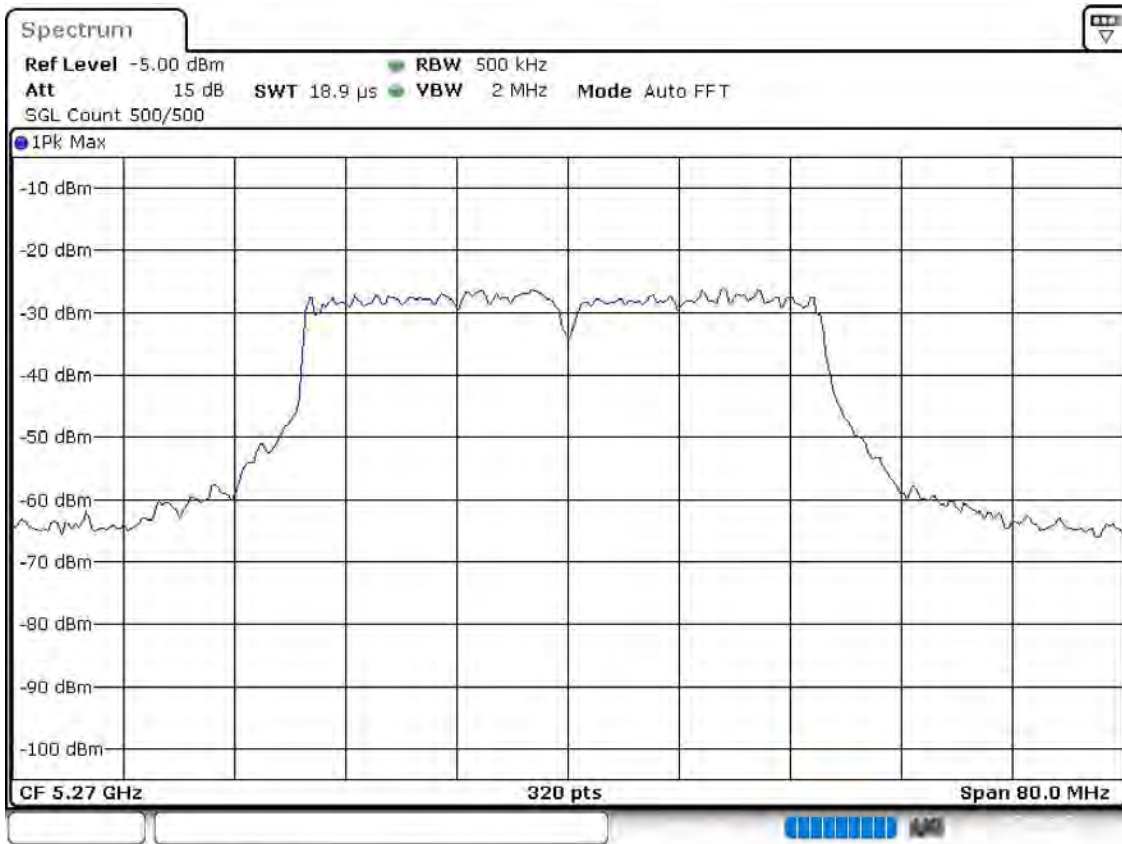
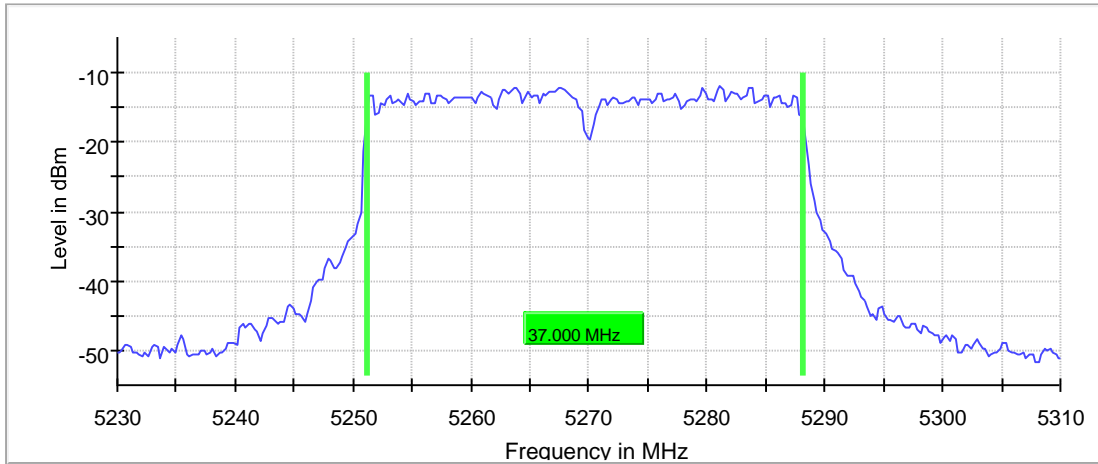
**99 % Bandwidth**

DUT Frequency (MHz)	Bandwidth (MHz)	Limit Min (MHz)	Limit Max (MHz)	Band Edge Left (MHz)	Band Edge Right (MHz)
5270.000000	37.000000	---	---	5251.125000	5288.125000

(continuation of the "99 % Bandwidth" table from column 6 ...)

DUT Frequency (MHz)	Result
5270.000000	PASS

99 % Bandwidth



## Emission Bandwidth 26 dB (5310 MHz; 24.000 dBm; 40 MHz)

Customized settings.

Max level (-13.9 dBm) more than 36.0 dB below the nominal power level.

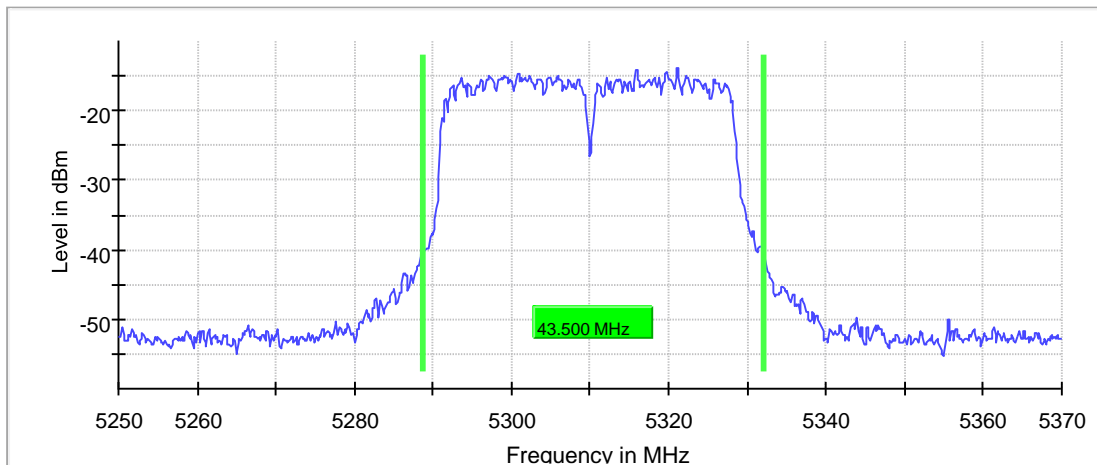
### 26 dB Bandwidth

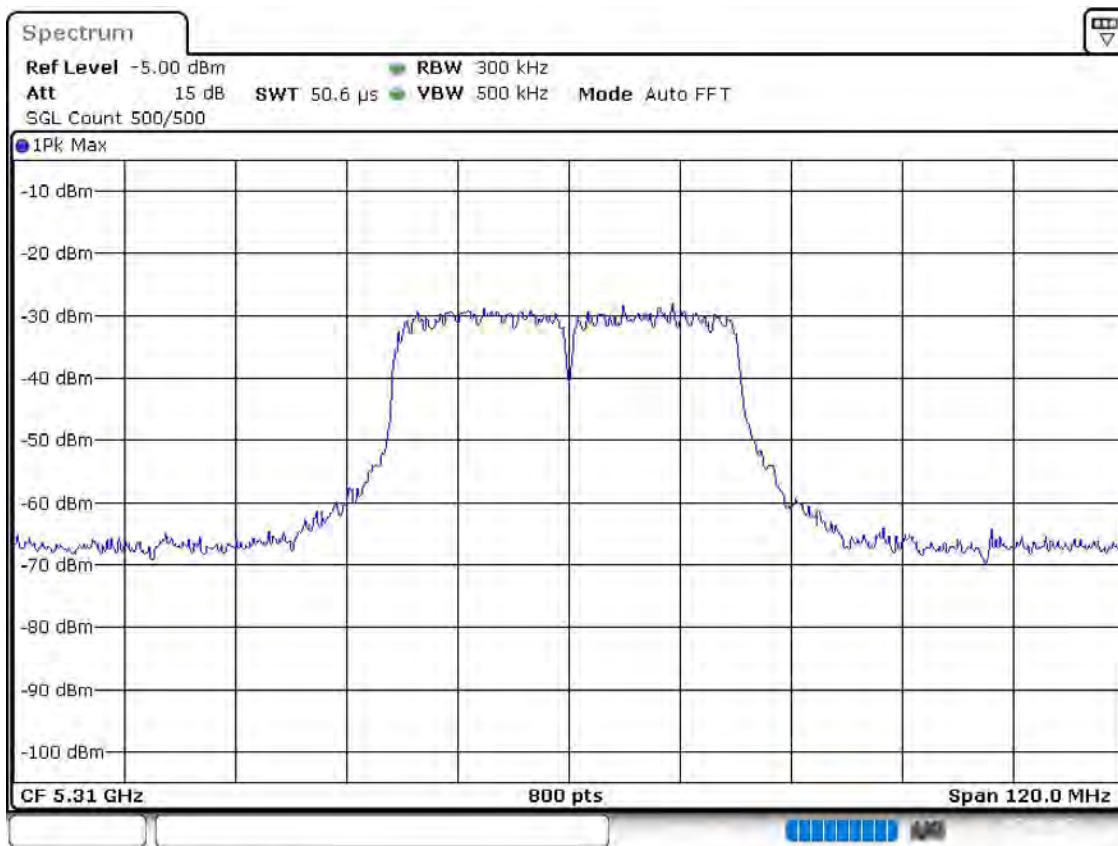
DUT Frequency (MHz)	Bandwidth (MHz)	Limit Min (MHz)	Limit Max (MHz)	Band Edge Left (MHz)	Band Edge Right (MHz)
5310.000000	43.500000	---	---	5288.625000	5332.125000

(continuation of the "26 dB Bandwidth" table from column 6 ...)

DUT Frequency (MHz)	Max Level (dBm)	Result
5310.000000	-13.9	PASS

26 dB Bandwidth





Date: 2.SEP.2021 12:22:25

**Occupied Channel Bandwidth 99% (5310 MHz; 24.000 dBm; 40 MHz)**

Customized settings.

Max level (-12.1 dBm) more than 34.0 dB below the nominal power level.

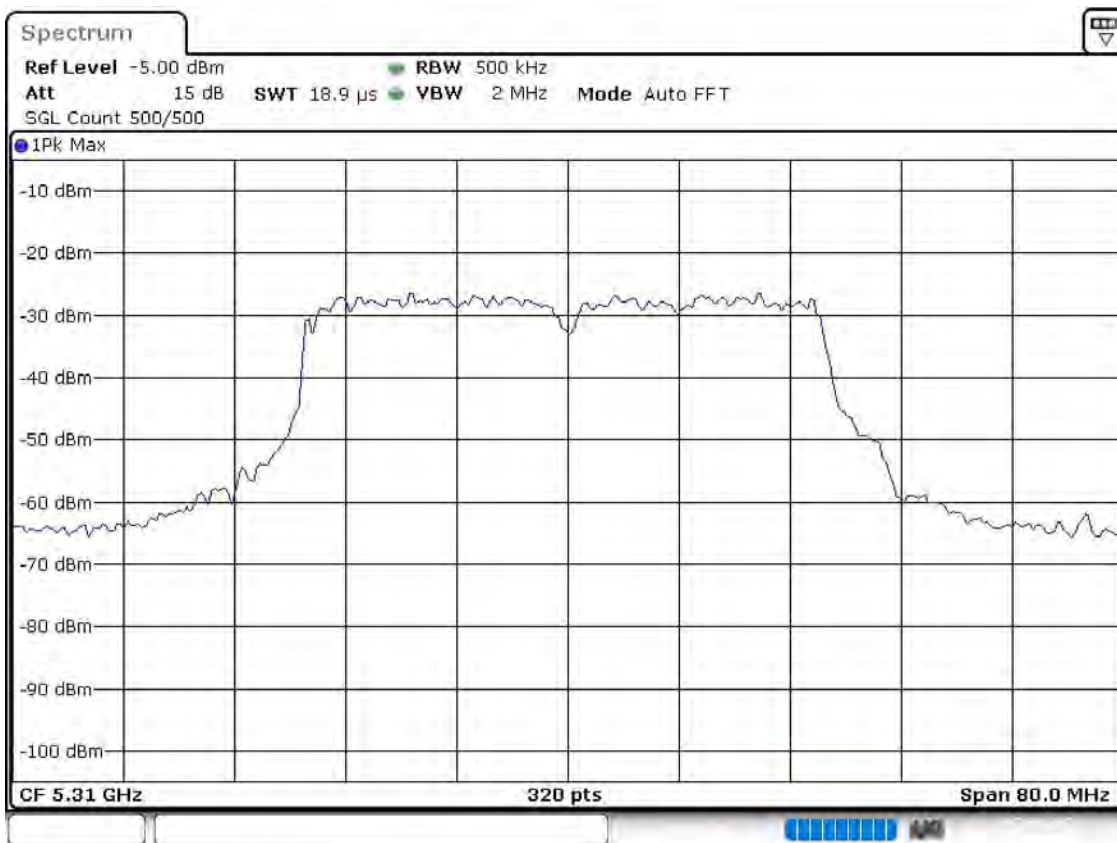
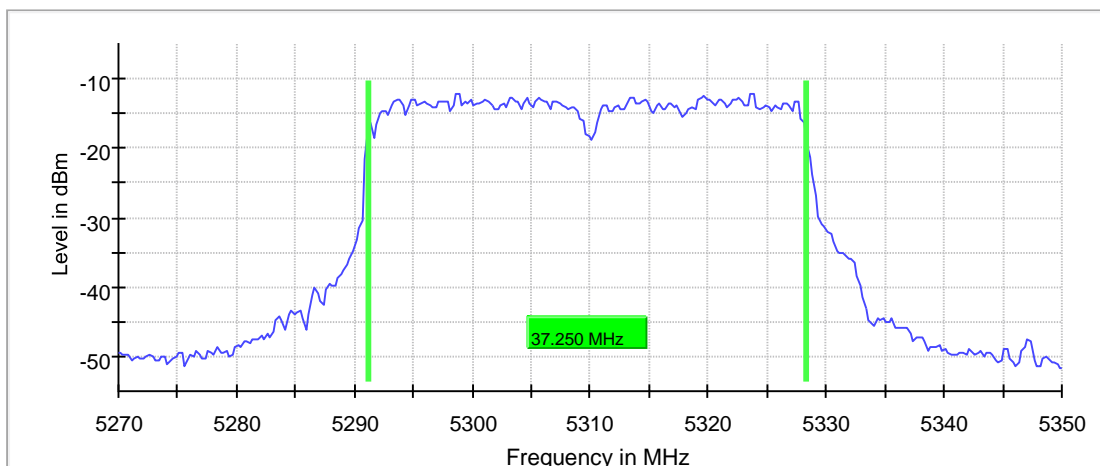
**99 % Bandwidth**

DUT Frequency (MHz)	Bandwidth (MHz)	Limit Min (MHz)	Limit Max (MHz)	Band Edge Left (MHz)	Band Edge Right (MHz)
5310.000000	37.250000	---	---	5291.125000	5328.375000

(continuation of the "99 % Bandwidth" table from column 6 ...)

DUT Frequency (MHz)	Result
5310.000000	PASS

99 % Bandwidth



Date: 2.SEP.2021 12:23:20

## Emission Bandwidth 26 dB (5290 MHz; 24.000 dBm; 80 MHz)

Customized settings.

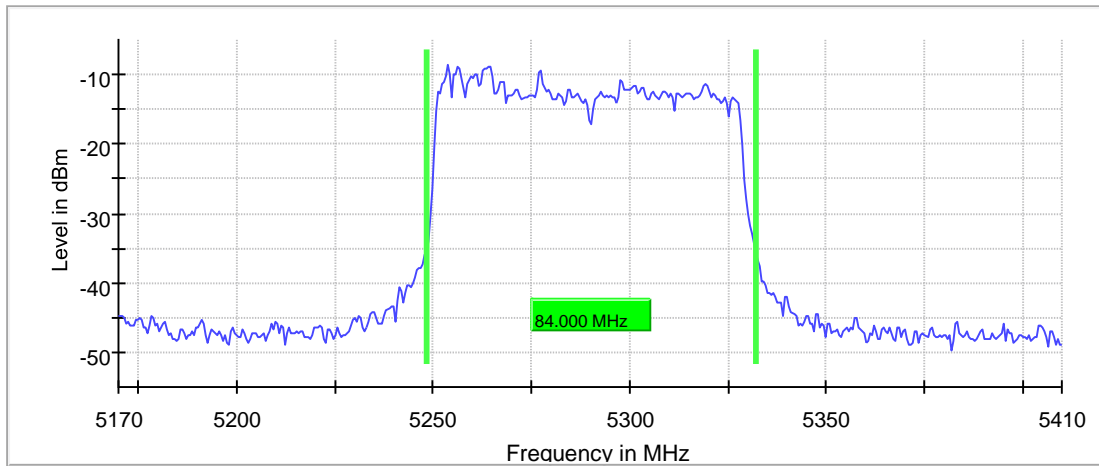
### 26 dB Bandwidth

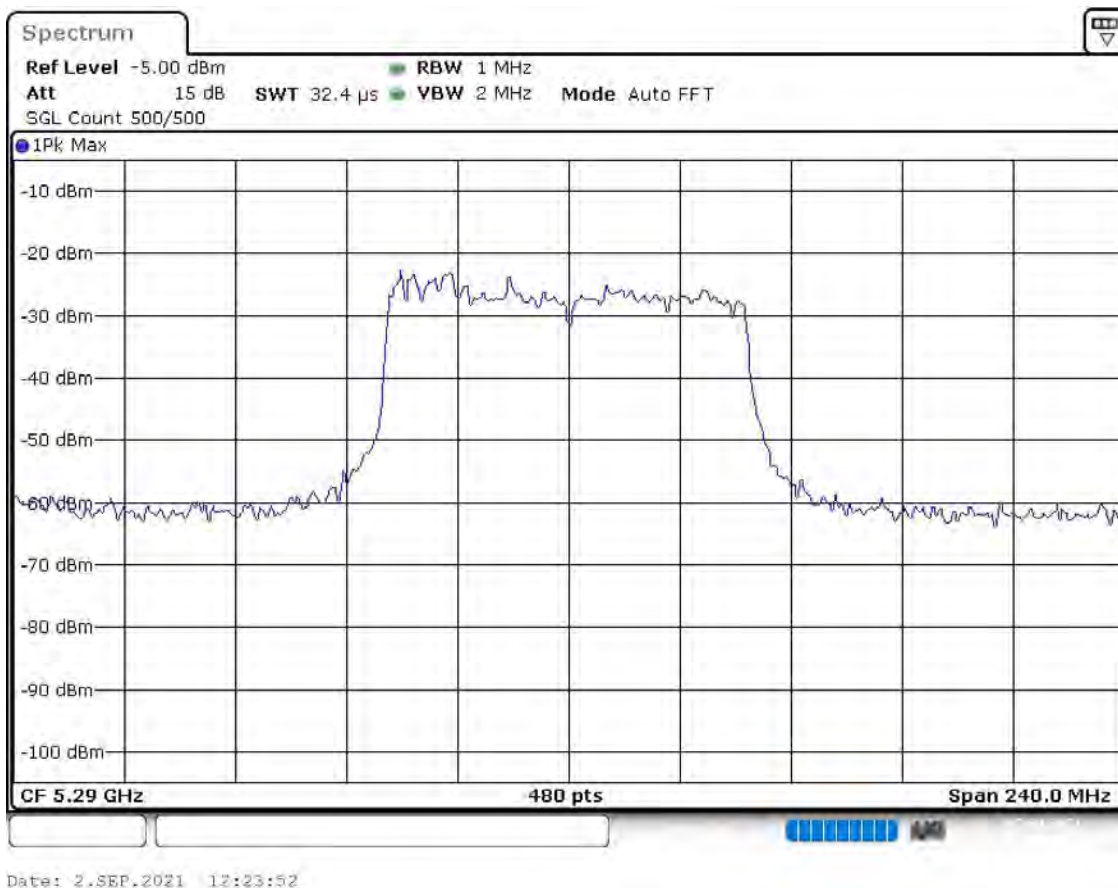
DUT Frequency (MHz)	Bandwidth (MHz)	Limit Min (MHz)	Limit Max (MHz)	Band Edge Left (MHz)	Band Edge Right (MHz)
5290.000000	84.000000	---	---	5248.250000	5332.250000

(continuation of the "26 dB Bandwidth" table from column 6 ...)

DUT Frequency (MHz)	Max Level (dBm)	Result
5290.000000	-8.5	PASS

26 dB Bandwidth





**Occupied Channel Bandwidth 99% (5290 MHz; 24.000 dBm; 80 MHz)**

Customized settings.

**99 % Bandwidth**

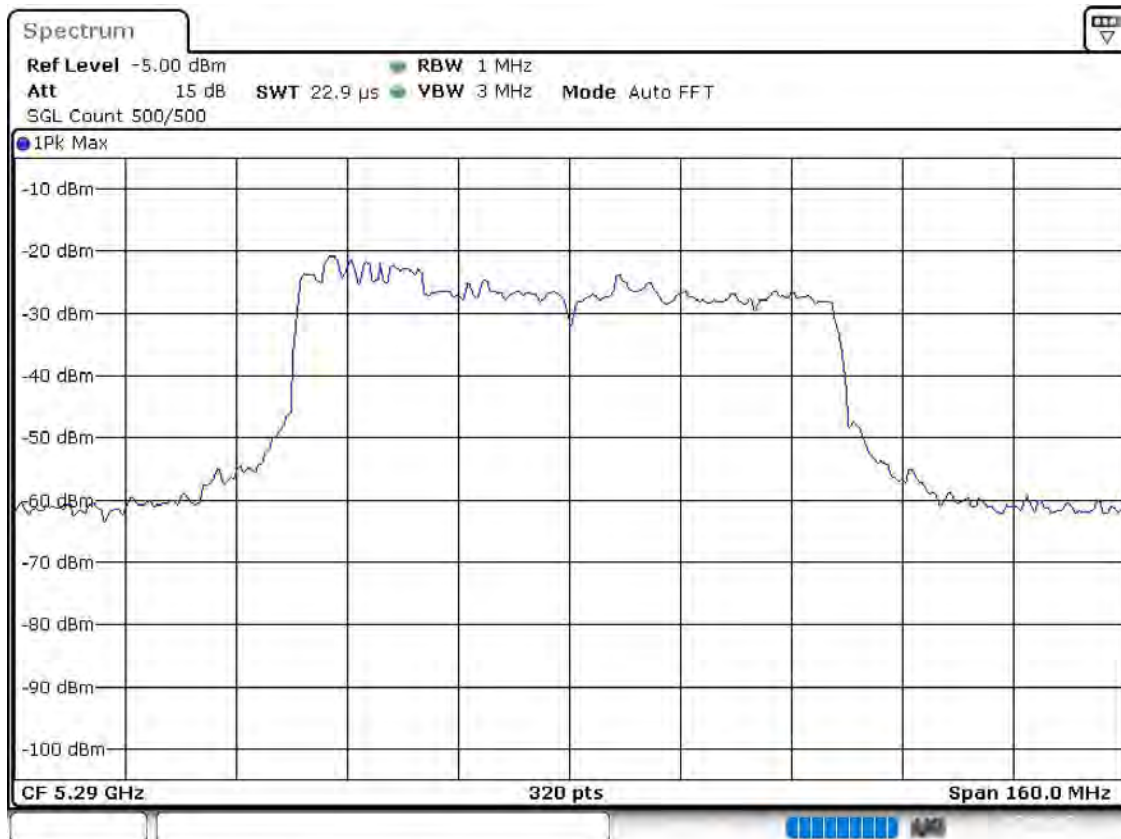
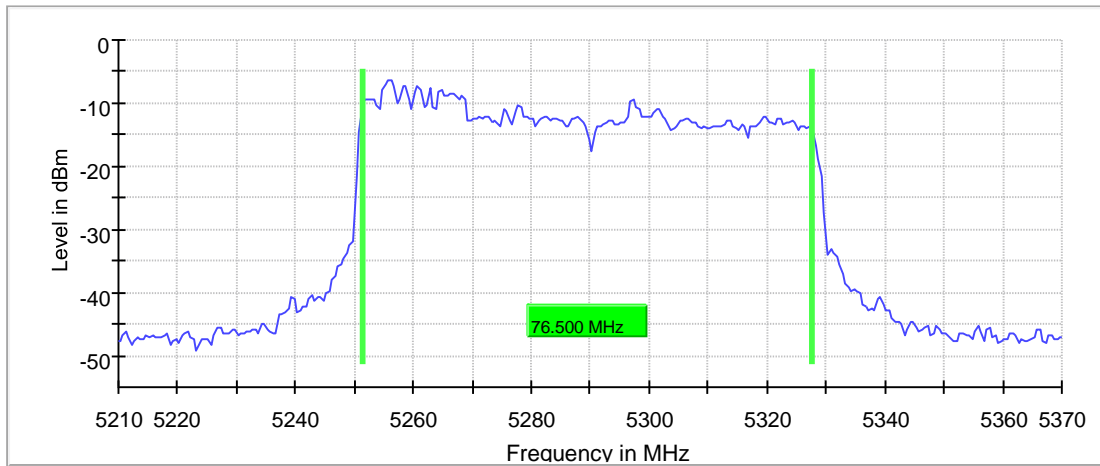
DUT Frequency (MHz)	Bandwidth (MHz)	Limit Min (MHz)	Limit Max (MHz)	Band Edge Left (MHz)	Band Edge Right (MHz)
5290.000000	76.500000	---	---	5251.250000	5327.750000

(continuation of the "99 % Bandwidth" table from column 6 ...)

DUT Frequency (MHz)	Result
5290.000000	PASS



99 % Bandwidth



Date: 2.SEP.2021 12:24:51

### 1.1.3 HT mode (n):

## Summary

Test	Frequency (MHz)	Nominal Power (dBm)	Nominal Bandwidth (MHz)	Result
Emission Bandwidth 26 dB	5260.000	24.0	20.000000	PASS
RF output power	5260.000	24.0	20.000000	PASS
Power Spectral Density	5260.000	24.0	20.000000	PASS
Occupied Channel Bandwidth 99%	5260.000	24.0	20.000000	PASS
Emission Bandwidth 26 dB	5280.000	24.0	20.000000	PASS
Occupied Channel Bandwidth 99%	5280.000	24.0	20.000000	PASS
Emission Bandwidth 26 dB	5320.000	24.0	20.000000	PASS
Occupied Channel Bandwidth 99%	5320.000	24.0	20.000000	PASS
Emission Bandwidth 26 dB	5270.000	24.0	40.000000	PASS
Occupied Channel Bandwidth 99%	5270.000	24.0	40.000000	PASS
Emission Bandwidth 26 dB	5310.000	24.0	40.000000	PASS
Occupied Channel Bandwidth 99%	5310.000	24.0	40.000000	PASS

## Emission Bandwidth 26 dB (5260 MHz; 24.000 dBm; 20 MHz)

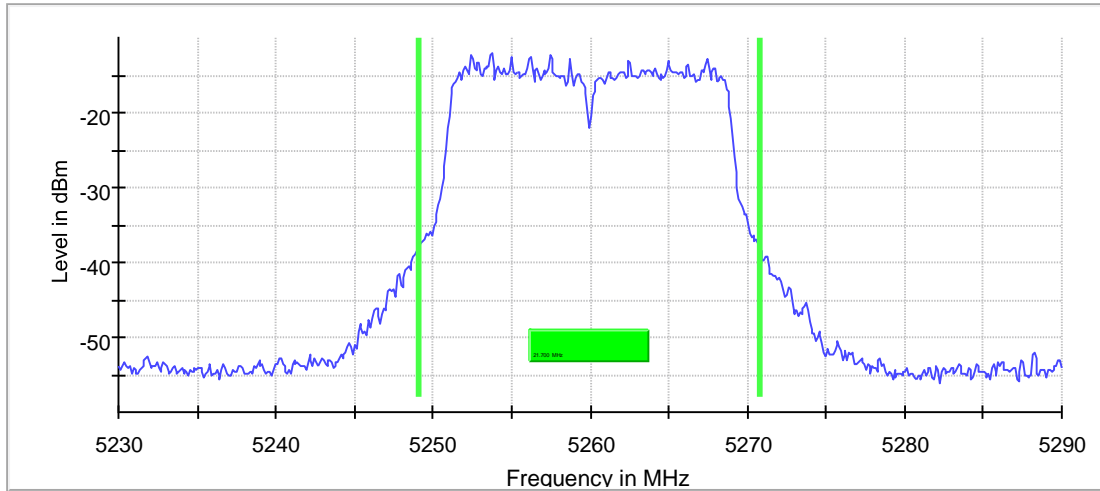
Customized settings.

### 26 dB Bandwidth

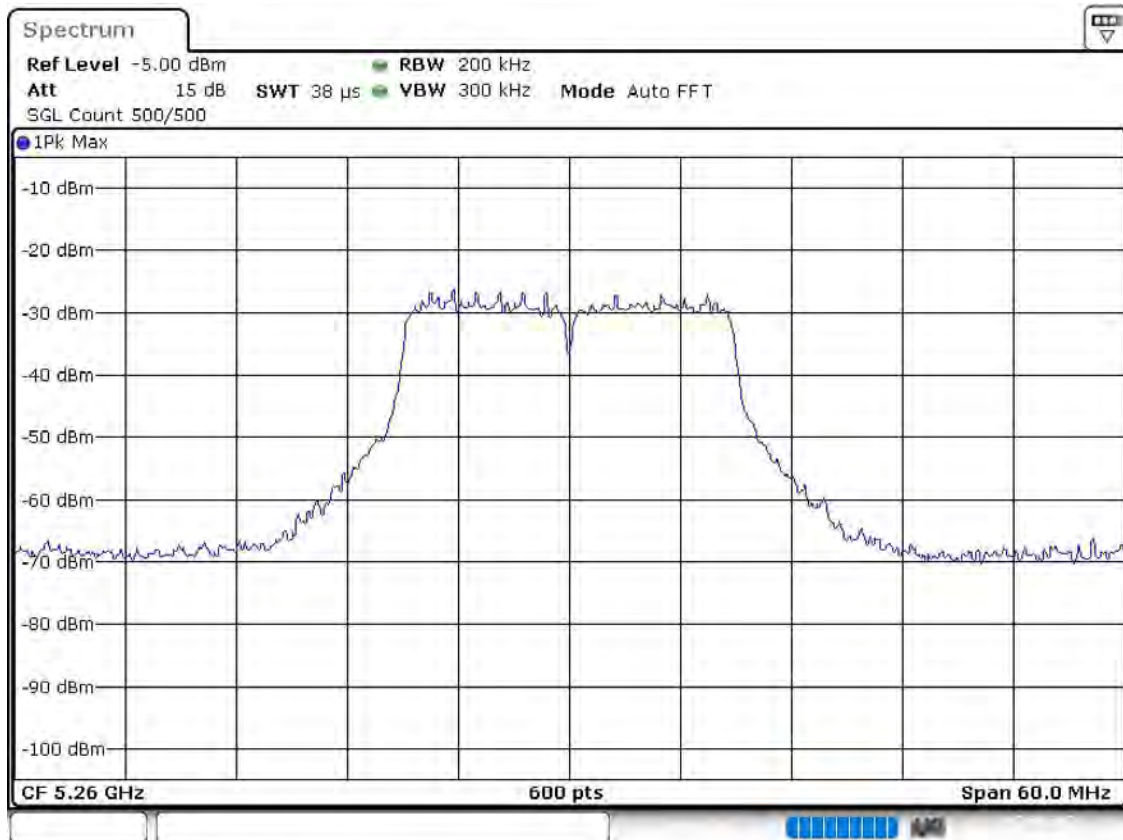
DUT Frequency (MHz)	Bandwidth (MHz)	Limit Min (MHz)	Limit Max (MHz)	Band Edge Left (MHz)	Band Edge Right (MHz)
5260.000000	21.700000	---	---	5249.050000	5270.750000

(continuation of the "26 dB Bandwidth" table from column 6 ...)

DUT Frequency (MHz)	Max Level (dBm)	Result
5260.000000	-12.1	PASS



**Bandwidth**



Date: 2.SEP.2021 11:49:45

## Measurement

Setting	Instrument Value	Target Value
Start Frequency	5.23000 GHz	5.23000 GHz
Stop Frequency	5.29000 GHz	5.29000 GHz
Span	60.000 MHz	60.000 MHz
RBW	200.000 kHz	~ 200.000 kHz
VBW	300.000 kHz	>= 240.000 kHz
SweepPoints	600	~ 600
Sweeptime	37.969 $\mu$ s	AUTO
Reference Level	-5.000 dBm	-5.000 dBm
Attenuation	15.000 dB	AUTO
Detector	MaxPeak	MaxPeak
SweepCount	500	500
Filter	3 dB	3 dB
Trace Mode	Max Hold	Max Hold
Sweeptype	FFT	AUTO
Preamp	off	off

## RF output power (5260 MHz; 24.000 dBm; 20 MHz)

Customized settings.

### Result

DUT Frequency (MHz)	Gated RMS (dBm)	Limit Max (dBm)	Gated EIRP (dBm)	DutyCycle (%)	Result
5260.000000	3.7	24.0	3.7	96.354	PASS

## OSP PowerMeter settings

Setting	Instrument Value	Target Value
Measurement Time	1.000 s	1.000 s
Points	1000000	1000000
Time resolution	1.000 $\mu$ s	1.000 $\mu$ s

## Power Spectral Density (5260 MHz; 24.000 dBm; 20 MHz)

Customized settings.

### Result

DUT Frequency (MHz)	Frequency (MHz)	PSD (dBm)	Limit Max (dBm)	Result
5260.000000	5265.346535	-11.280	11.0	PASS

## Ports

Port	State
1	used
2	used

## Measurement

Setting	Instrument Value	Target Value
Start Frequency	5.25000 GHz	5.25000 GHz
Stop Frequency	5.27000 GHz	5.27000 GHz
Span	20.000 MHz	20.000 MHz
RBW	1.000 MHz	<= 1.000 MHz
VBW	3.000 MHz	>= 3.000 MHz
SweepPoints	101	~ 40
Sweeptime	2.020 ms	2.020 ms
Reference Level	0.000 dBm	0.000 dBm
Attenuation	20.000 dB	AUTO
Detector	RMS	RMS
SweepCount	100	100
Filter	3 dB	3 dB
Trace Mode	Average Power	Average Power
SweepType	FFT	AUTO
Preamp	off	off

## Occupied Channel Bandwidth 99% (5260 MHz; 24.000 dBm; 20 MHz)

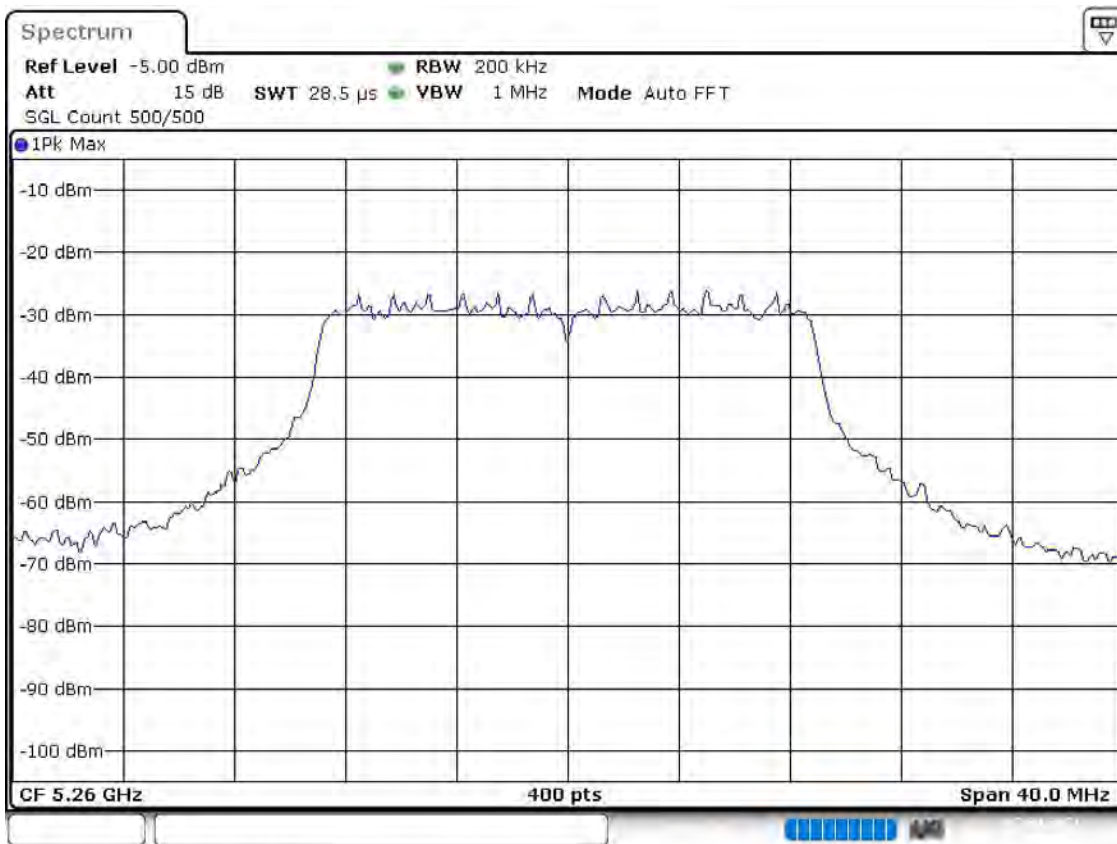
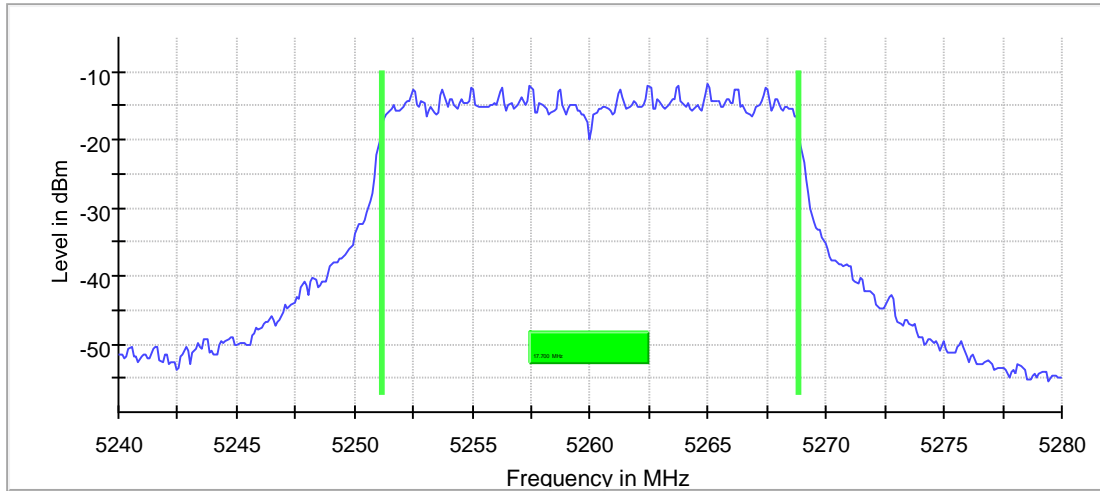
Customized settings.

### 99 % Bandwidth

DUT Frequency (MHz)	Bandwidth (MHz)	Limit Min (MHz)	Limit Max (MHz)	Band Edge Left (MHz)	Band Edge Right (MHz)
5260.000000	17.700000	---	---	5251.150000	5268.850000

(continuation of the "99 % Bandwidth" table from column 6 ...)

DUT Frequency (MHz)	Result
5260.000000	PASS



Date: 2.SEP.2021 11:50:56

## Measurement

Setting	Instrument Value	Target Value
Start Frequency	5.24000 GHz	5.24000 GHz
Stop Frequency	5.28000 GHz	5.28000 GHz
Span	40.000 MHz	40.000 MHz
RBW	200.000 kHz	>= 200.000 kHz
VBW	1.000 MHz	>= 600.000 kHz
SweepPoints	400	~ 400
Sweeptime	28.477 $\mu$ s	AUTO
Reference Level	-5.000 dBm	-5.000 dBm
Attenuation	15.000 dB	AUTO
Detector	MaxPeak	MaxPeak
SweepCount	500	500
Filter	3 dB	3 dB
Trace Mode	Max Hold	Max Hold
SweepType	FFT	AUTO
Preamp	off	off

## Emission Bandwidth 26 dB (5280 MHz; 24.000 dBm; 20 MHz)

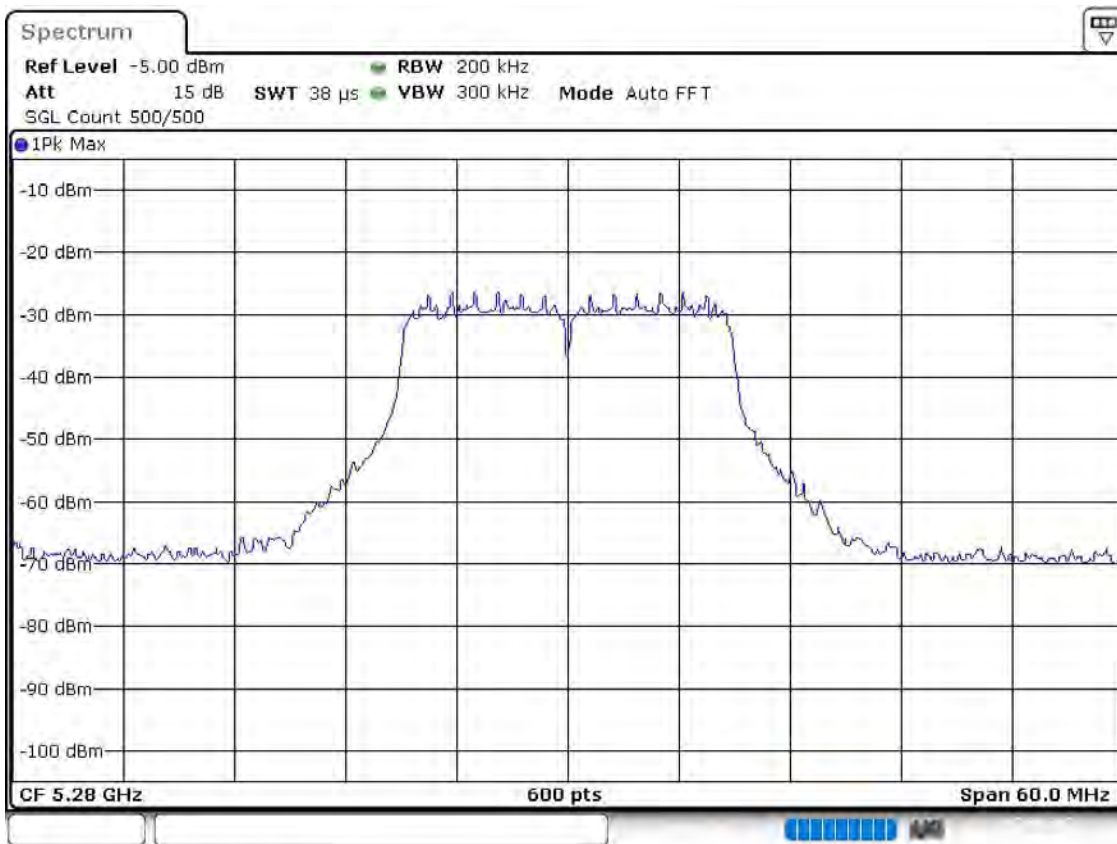
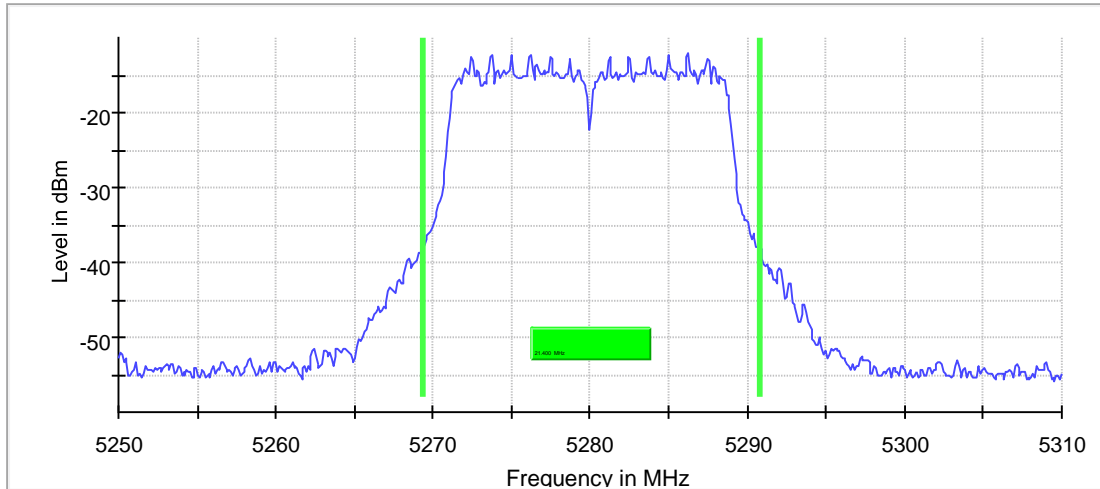
Customized settings.

### 26 dB Bandwidth

DUT Frequency (MHz)	Bandwidth (MHz)	Limit Min (MHz)	Limit Max (MHz)	Band Edge Left (MHz)	Band Edge Right (MHz)
5280.000000	21.400000	---	---	5269.350000	5290.750000

(continuation of the "26 dB Bandwidth" table from column 6 ...)

DUT Frequency (MHz)	Max Level (dBm)	Result
5280.000000	-12.1	PASS



Date: 2.SEP.2021 11:51:20



## Occupied Channel Bandwidth 99% (5280 MHz; 24.000 dBm; 20 MHz)

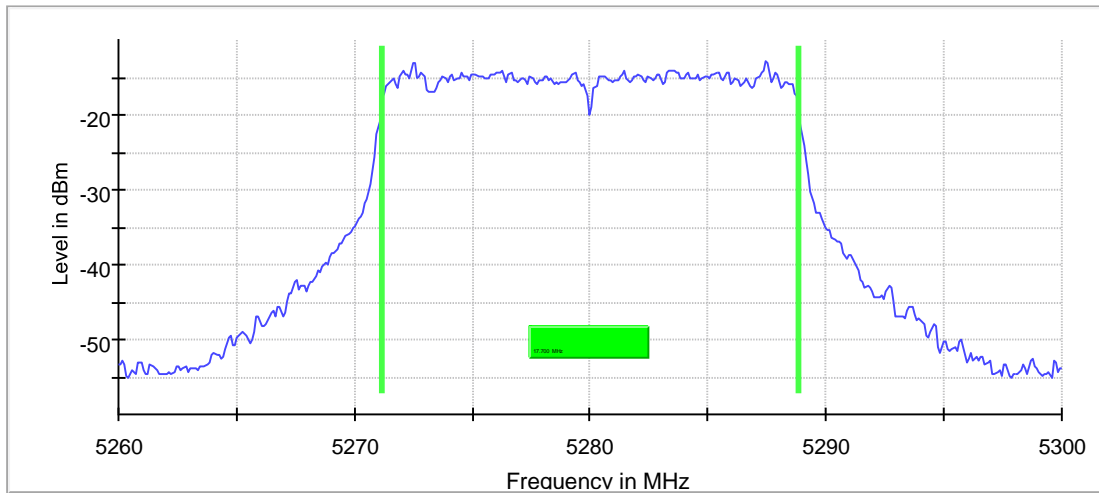
Customized settings.

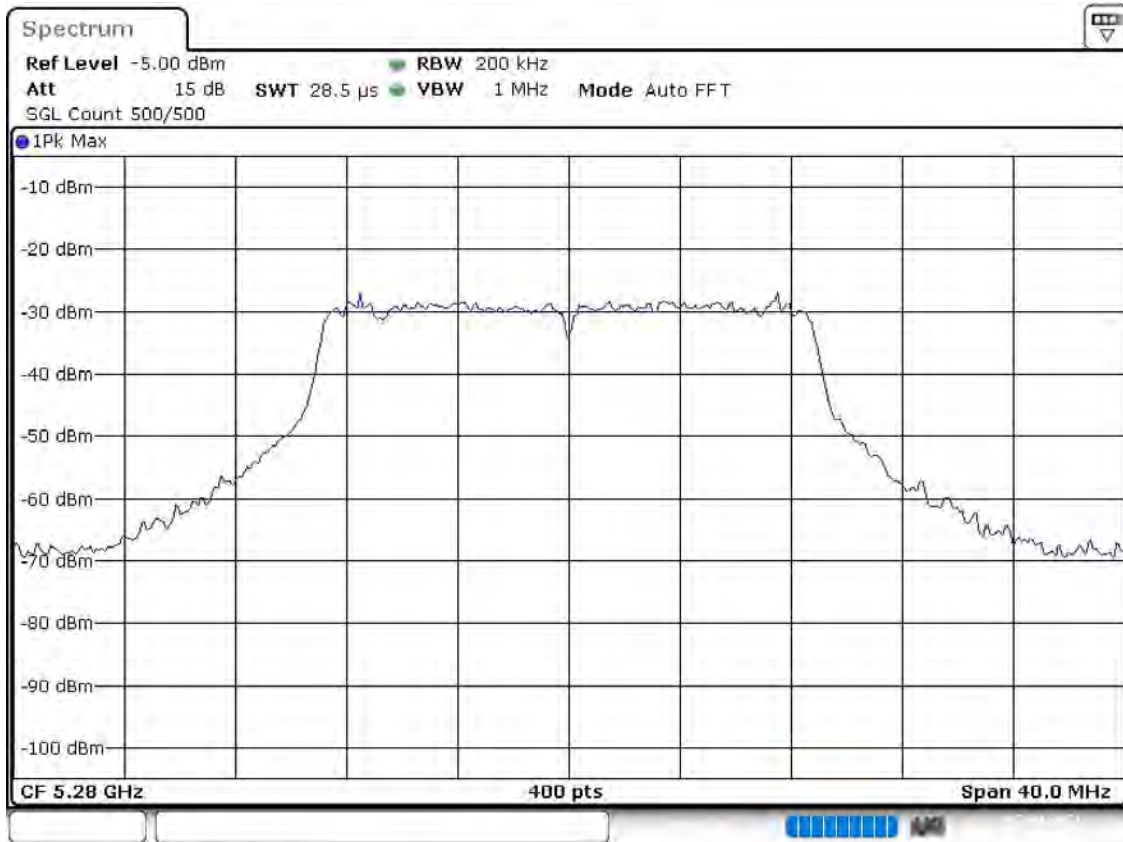
### 99 % Bandwidth

DUT Frequency (MHz)	Bandwidth (MHz)	Limit Min (MHz)	Limit Max (MHz)	Band Edge Left (MHz)	Band Edge Right (MHz)
5280.000000	17.700000	---	---	5271.150000	5288.850000

(continuation of the "99 % Bandwidth" table from column 6 ...)

DUT Frequency (MHz)	Result
5280.000000	PASS





Date: 2.SEP.2021 11:52:17

## Emission Bandwidth 26 dB (5320 MHz; 24.000 dBm; 20 MHz)

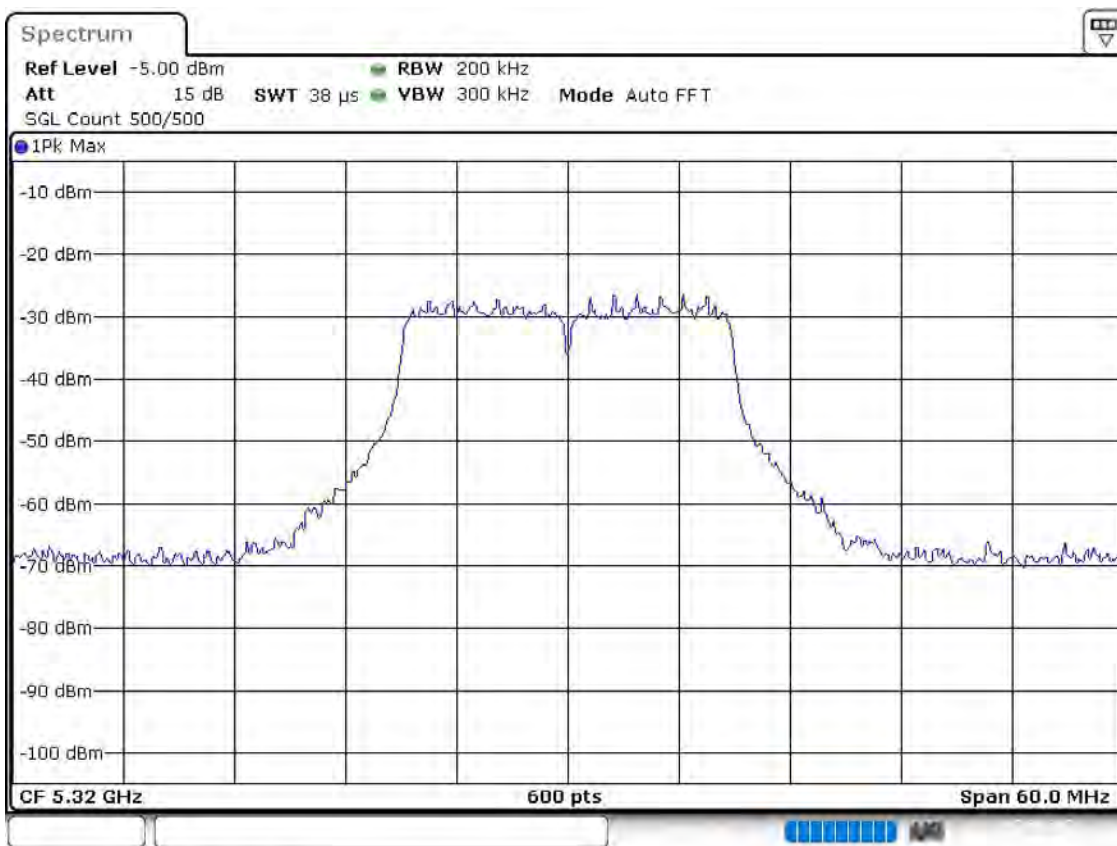
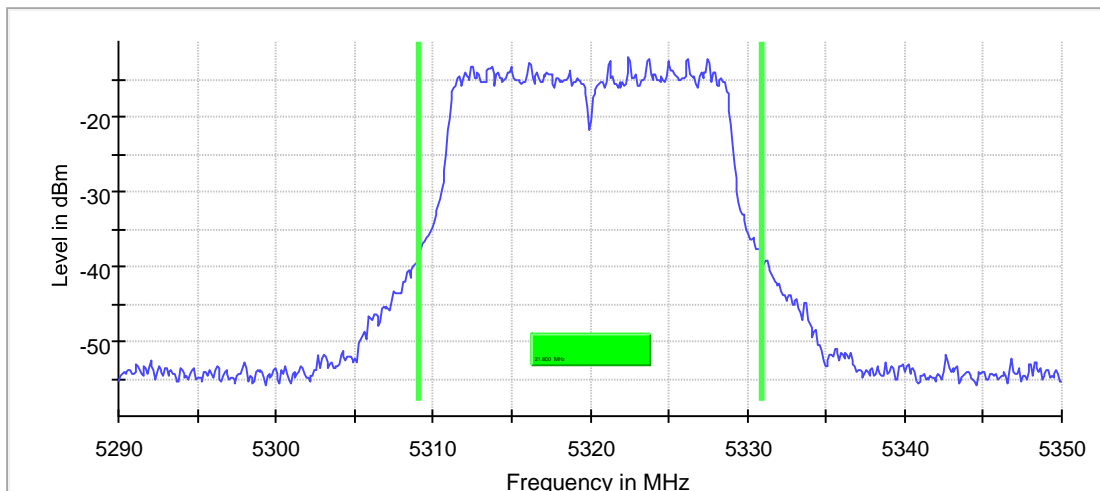
Customized settings.

### 26 dB Bandwidth

DUT Frequency (MHz)	Bandwidth (MHz)	Limit Min (MHz)	Limit Max (MHz)	Band Edge Left (MHz)	Band Edge Right (MHz)
5320.000000	21.800000	---	---	5309.150000	5330.950000

(continuation of the "26 dB Bandwidth" table from column 6 ...)

DUT Frequency (MHz)	Max Level (dBm)	Result
5320.000000	-12.1	PASS



Date: 2.SEP.2021 11:52:42

## Occupied Channel Bandwidth 99% (5320 MHz; 24.000 dBm; 20 MHz)

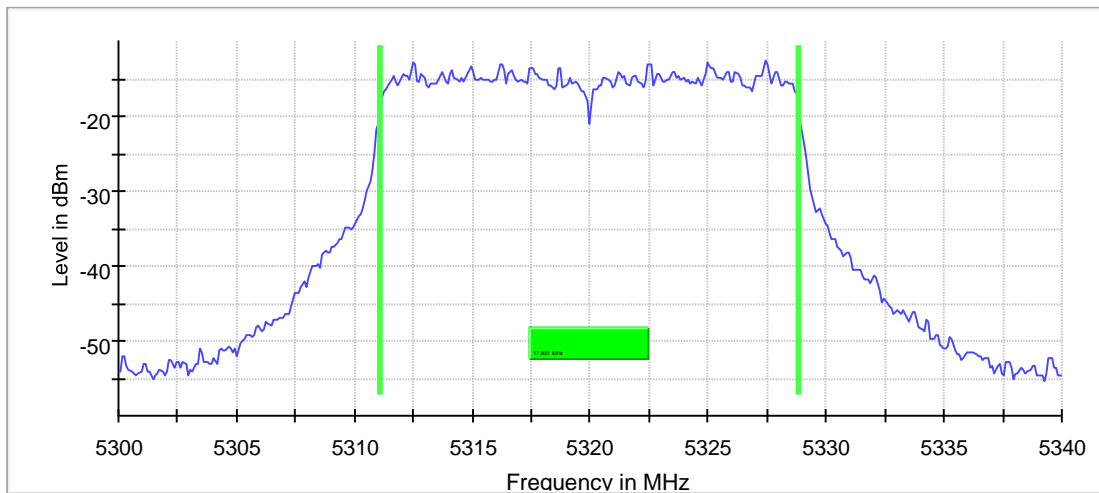
Customized settings.

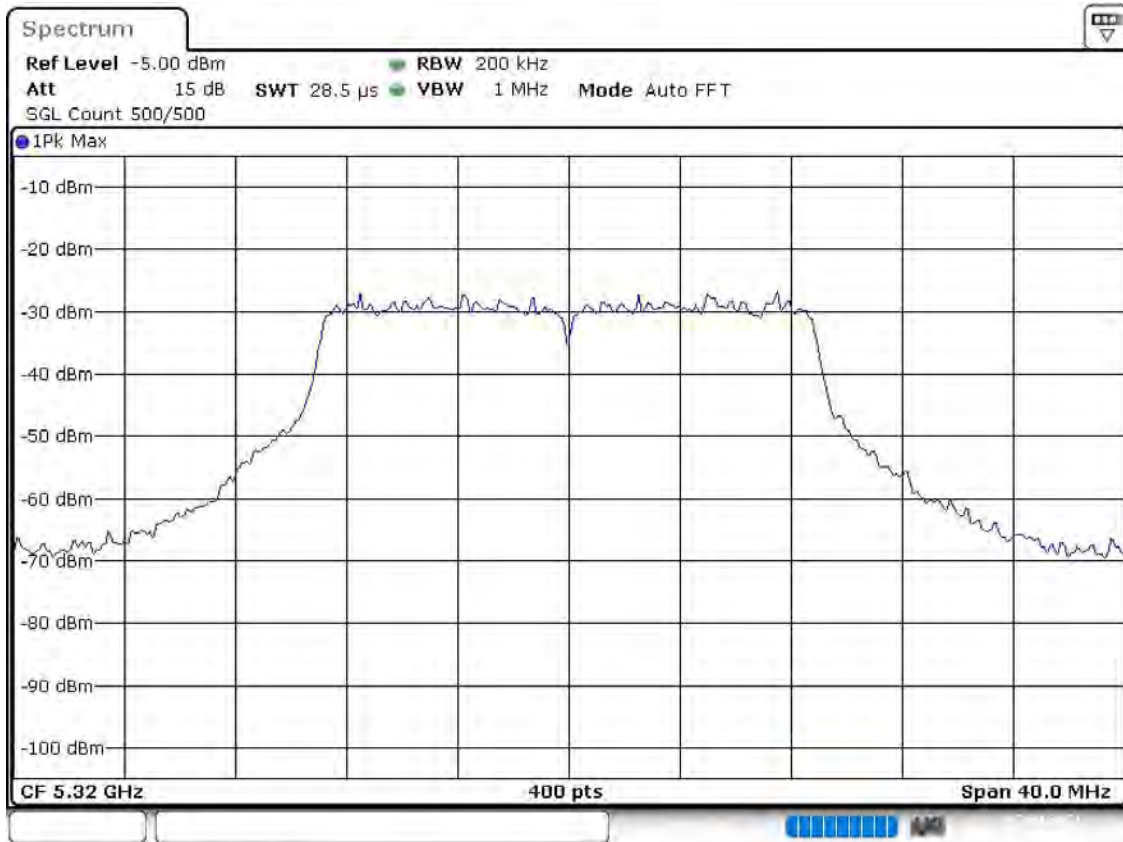
### 99 % Bandwidth

DUT Frequency (MHz)	Bandwidth (MHz)	Limit Min (MHz)	Limit Max (MHz)	Band Edge Left (MHz)	Band Edge Right (MHz)
5320.000000	17.800000	---	---	5311.050000	5328.850000

(continuation of the "99 % Bandwidth" table from column 6 ...)

DUT Frequency (MHz)	Result
5320.000000	PASS





Date: 2.SEP.2021 11:53:40

### Emission Bandwidth 26 dB (5270 MHz; 24.000 dBm; 40 MHz)

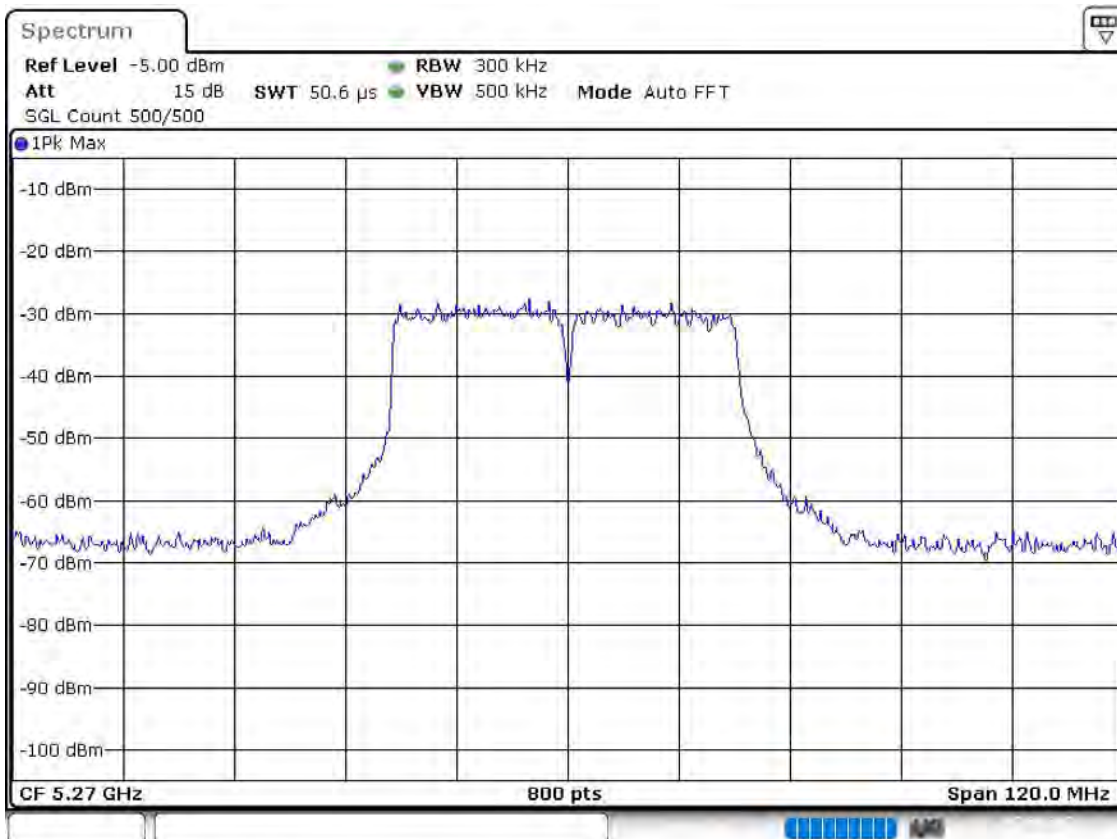
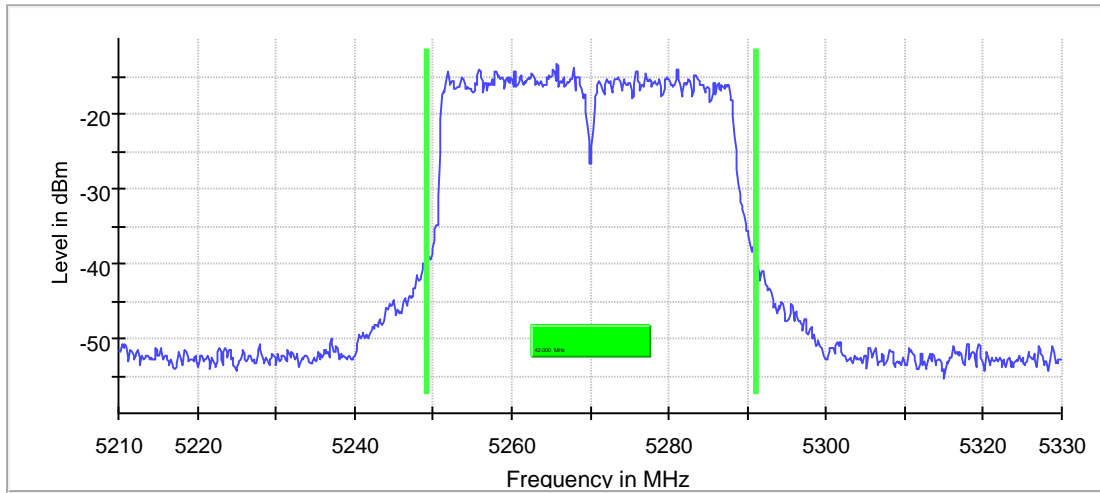
Customized settings.

### 26 dB Bandwidth

DUT Frequency (MHz)	Bandwidth (MHz)	Limit Min (MHz)	Limit Max (MHz)	Band Edge Left (MHz)	Band Edge Right (MHz)
5270.000000	42.000000	---	---	5249.075000	5291.075000

(continuation of the "26 dB Bandwidth" table from column 6 ...)

DUT Frequency (MHz)	Max Level (dBm)	Result
5270.000000	-13.4	PASS



Date: 2.SEP.2021 11:55:34

## Occupied Channel Bandwidth 99% (5270 MHz; 24.000 dBm; 40 MHz)

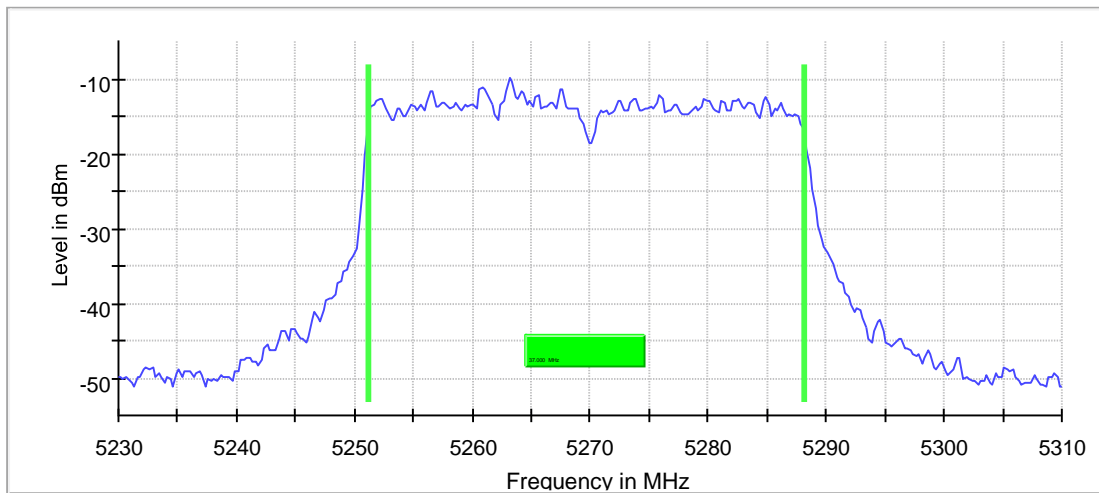
Customized settings.

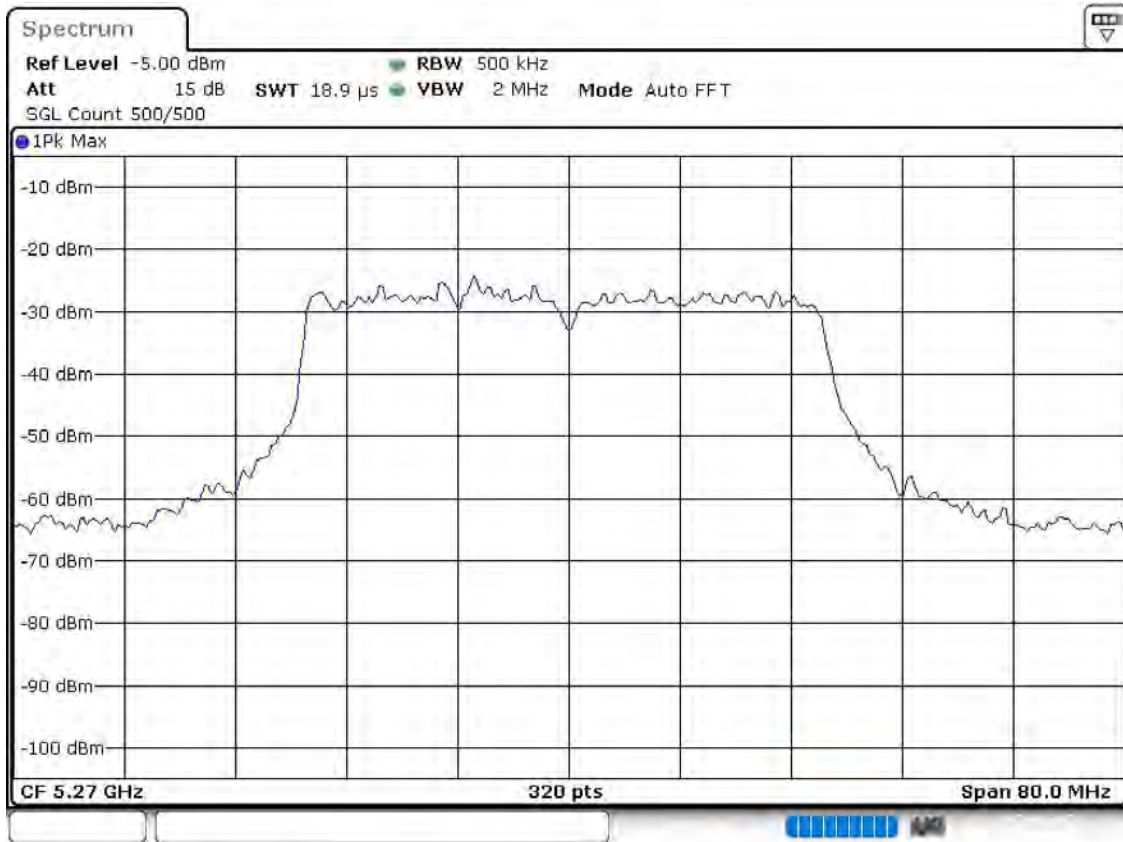
### 99 % Bandwidth

DUT Frequency (MHz)	Bandwidth (MHz)	Limit Min (MHz)	Limit Max (MHz)	Band Edge Left (MHz)	Band Edge Right (MHz)
5270.000000	37.000000	---	---	5251.125000	5288.125000

(continuation of the "99 % Bandwidth" table from column 6 ...)

DUT Frequency (MHz)	Result
5270.000000	PASS





Date: 2.SEP.2021 11:56:32

**Emission Bandwidth 26 dB (5310 MHz; 24.000 dBm; 40 MHz)**

Customized settings.

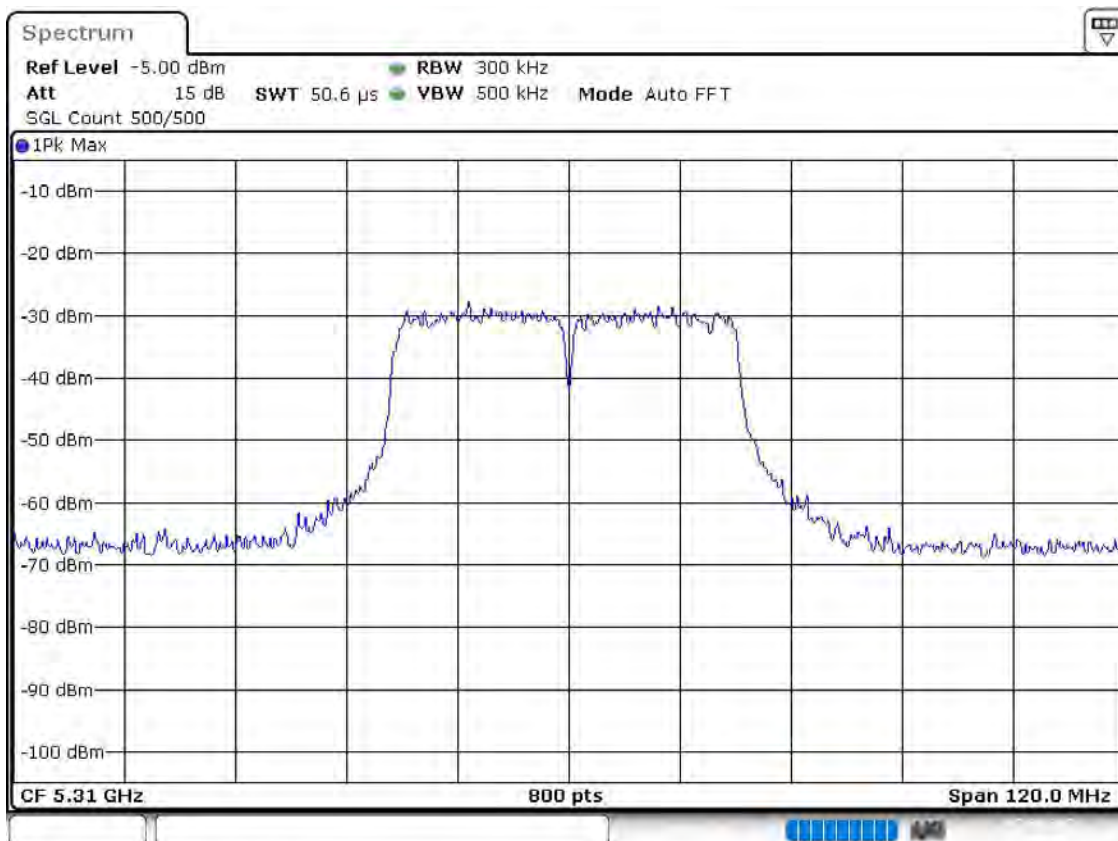
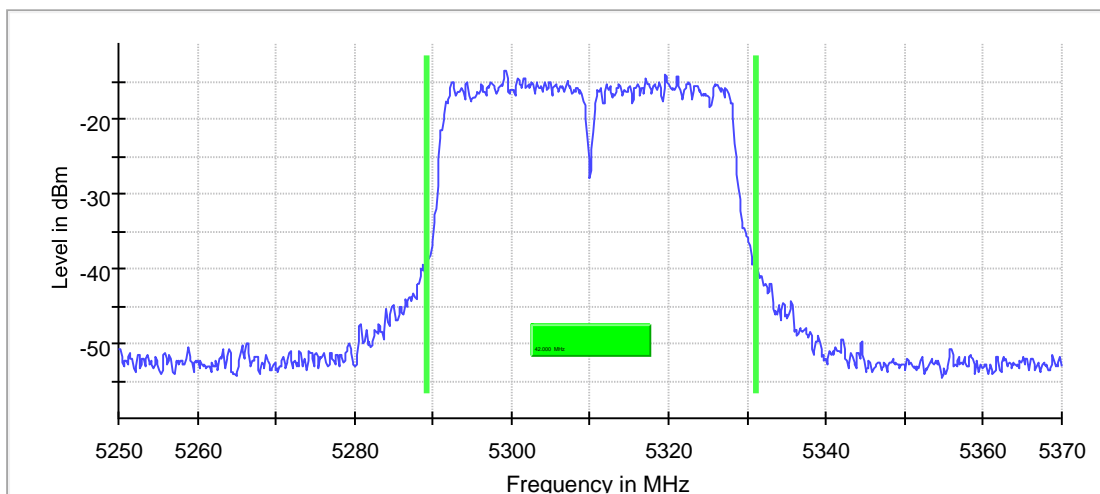
**26 dB Bandwidth**

DUT Frequency (MHz)	Bandwidth (MHz)	Limit Min (MHz)	Limit Max (MHz)	Band Edge Left (MHz)	Band Edge Right (MHz)
5310.000000	42.000000	---	---	5289.075000	5331.075000

(continuation of the "26 dB Bandwidth" table from column 6 ...)

DUT Frequency (MHz)	Max Level (dBm)	Result
5310.000000	-13.6	PASS





Date: 2.SEP.2021 11:58:29

## Occupied Channel Bandwidth 99% (5310 MHz; 24.000 dBm; 40 MHz)

Customized settings.

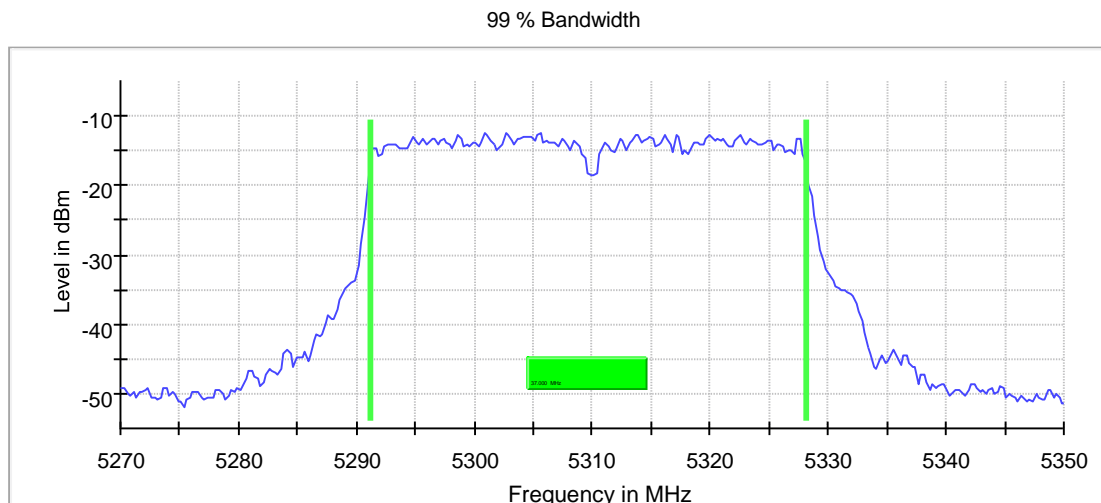
Max level (-12.5 dBm) more than 34.0 dB below the nominal power level.

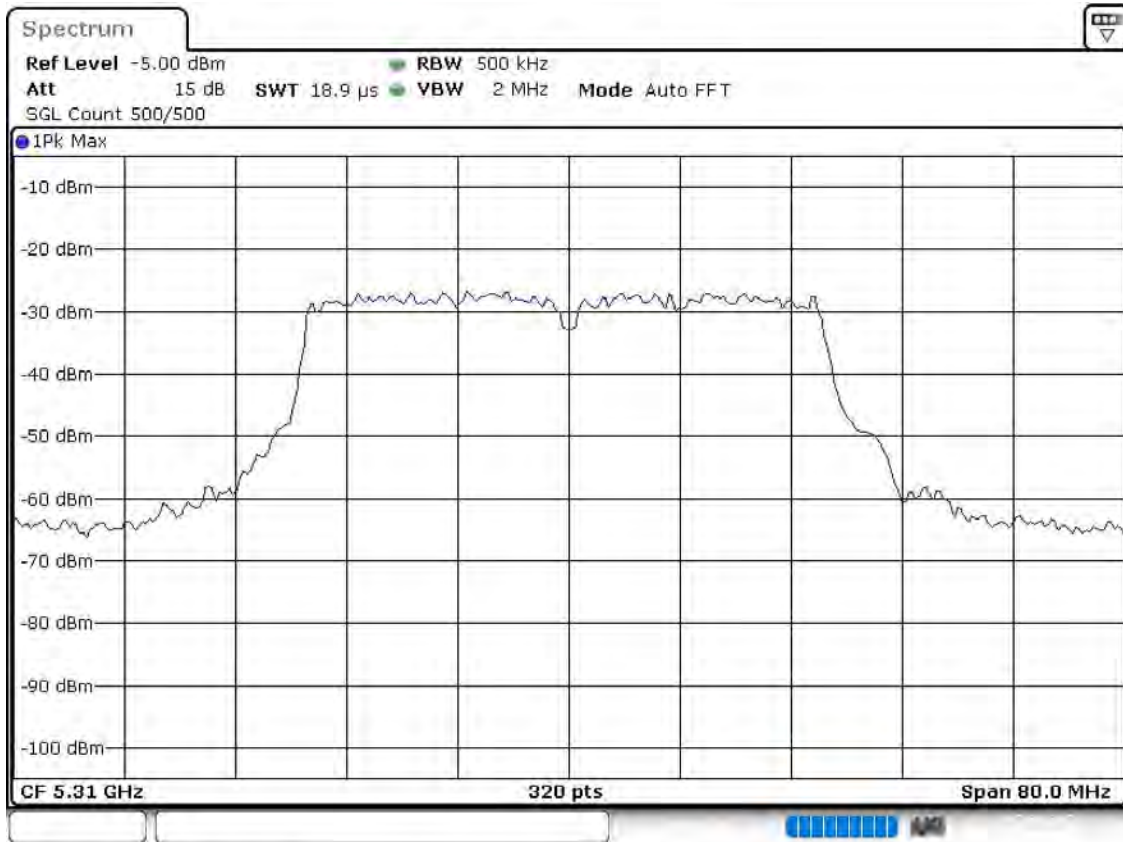
### 99 % Bandwidth

DUT Frequency (MHz)	Bandwidth (MHz)	Limit Min (MHz)	Limit Max (MHz)	Band Edge Left (MHz)	Band Edge Right (MHz)
5310.000000	37.000000	---	---	5291.125000	5328.125000

(continuation of the "99 % Bandwidth" table from column 6 ...)

DUT Frequency (MHz)	Result
5310.000000	PASS





Date: 2.SEP.2021 12:04:15

## 1.2 UNII-2C Summary

### Table of Contents

OFDM mode (a) Nominal BW: .....	52
VHT mode (ac): .....	64
HT mode (n): .....	94

### 1.2.1 OFDM mode (a) Nominal BW:

#### Summary

Test	Frequency (MHz)	Nominal Power (dBm)	Nominal Bandwidth (MHz)	Result
Emission Bandwidth 26 dB	5500.000	24.0	20.000000	PASS
RF output power	5500.000	24.0	20.000000	PASS
Power Spectral Density	5500.000	24.0	20.000000	PASS
Occupied Channel Bandwidth 99%	5500.000	24.0	20.000000	PASS
Emission Bandwidth 26 dB	5600.000	24.0	20.000000	PASS
Occupied Channel Bandwidth 99%	5600.000	24.0	20.000000	PASS
Emission Bandwidth 26 dB	5720.000	24.0	20.000000	PASS
Occupied Channel Bandwidth 99%	5720.000	24.0	20.000000	PASS

### Emission Bandwidth 26 dB (5500 MHz; 24.000 dBm; 20 MHz)

Customized settings.

Max level (-12.9 dBm) more than 35.0 dB below the nominal power level.

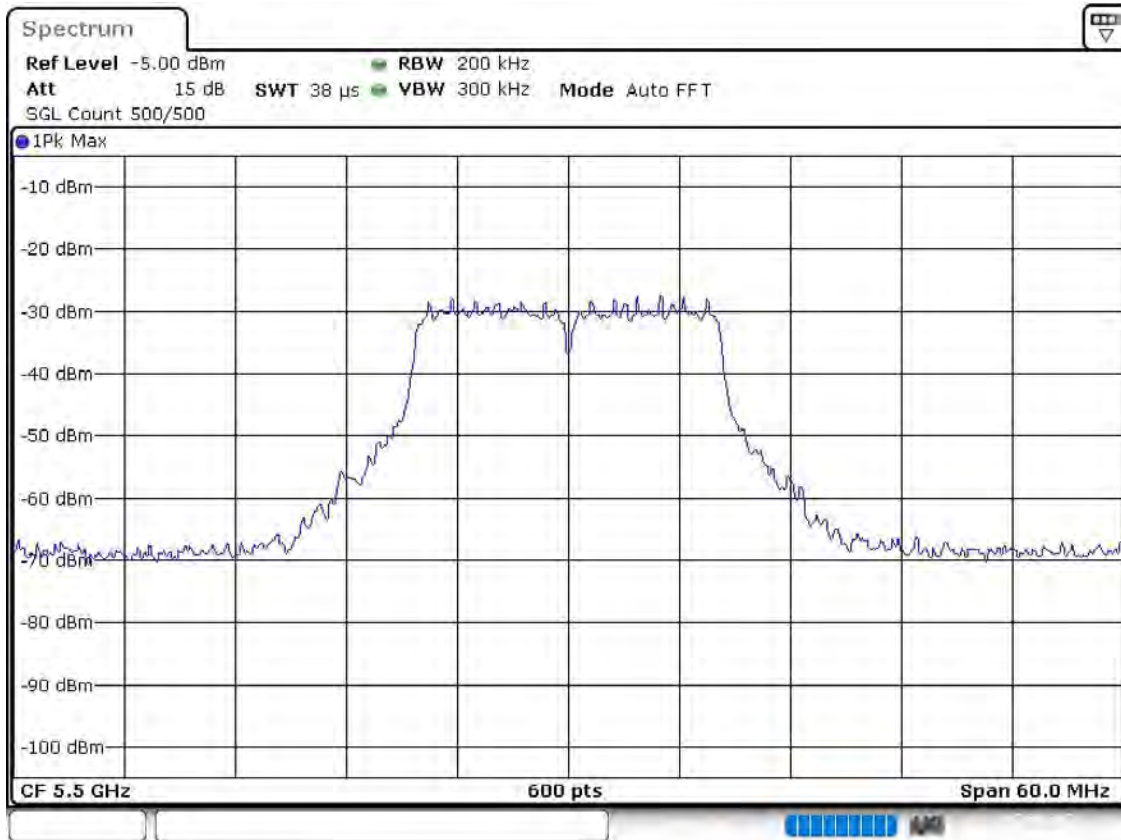
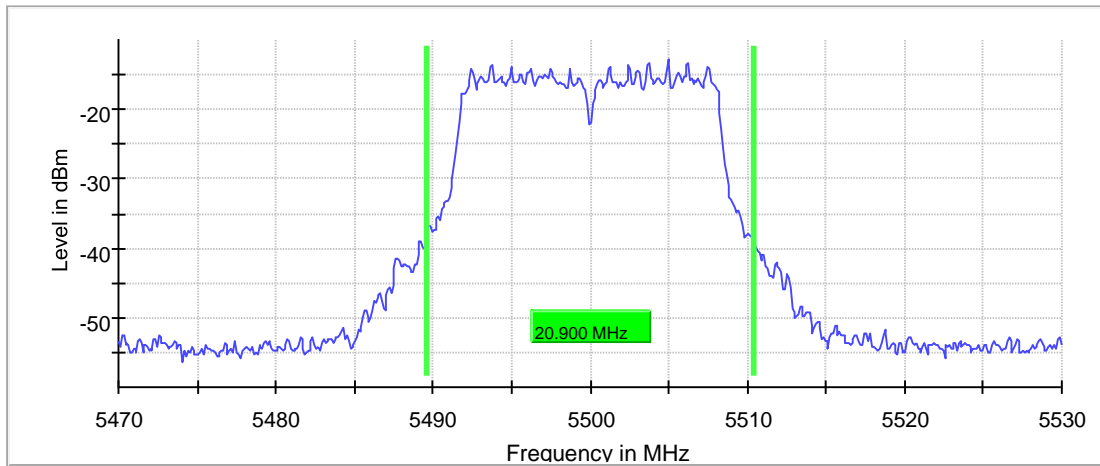
#### 26 dB Bandwidth

DUT Frequency (MHz)	Bandwidth (MHz)	Limit Min (MHz)	Limit Max (MHz)	Band Edge Left (MHz)	Band Edge Right (MHz)
5500.000000	20.900000	---	---	5489.550000	5510.450000

(continuation of the "26 dB Bandwidth" table from column 6 ...)

DUT Frequency (MHz)	Max Level (dBm)	Result
5500.000000	-12.9	PASS

26 dB Bandwidth



Date: 2.SEP.2021 12:39:34

## Measurement

Setting	Instrument Value	Target Value
Start Frequency	5.47000 GHz	5.47000 GHz
Stop Frequency	5.53000 GHz	5.53000 GHz
Span	60.000 MHz	60.000 MHz
RBW	200.000 kHz	~ 200.000 kHz
VBW	300.000 kHz	>= 240.000 kHz
SweepPoints	600	~ 600
SweepTime	37.969 $\mu$ s	AUTO
Reference Level	-5.000 dBm	-5.000 dBm
Attenuation	15.000 dB	AUTO
Detector	MaxPeak	MaxPeak
SweepCount	500	500
Filter	3 dB	3 dB
Trace Mode	Max Hold	Max Hold
SweepType	FFT	AUTO
Preamp	off	off

## RF output power (5500 MHz; 24.000 dBm; 20 MHz)

Customized settings.

## Result

DUT Frequency (MHz)	Gated RMS (dBm)	Limit Max (dBm)	Gated EIRP (dBm)	DutyCycle (%)	Result
5500.000000	3.5	24.0	3.5	95.938	PASS

## OSP PowerMeter settings

Setting	Instrument Value	Target Value
Measurement Time	1.000 s	1.000 s
Points	1000000	1000000
Time resolution	1.000 $\mu$ s	1.000 $\mu$ s

## Power Spectral Density (5500 MHz; 24.000 dBm; 20 MHz)

Customized settings.

Max level of analyzer (-11.1 dBm) more than 28.0 dB below the nominal power level.

## Result

DUT Frequency (MHz)	Frequency (MHz)	PSD (dBm)	Limit Max (dBm)	Result
5500.000000	5494.257426	-11.055	11.0	PASS

## Ports

Port	State
1	used
2	used

## Measurement

Setting	Instrument Value	Target Value
Start Frequency	5.49000 GHz	5.49000 GHz
Stop Frequency	5.51000 GHz	5.51000 GHz
Span	20.000 MHz	20.000 MHz
RBW	1.000 MHz	<= 1.000 MHz
VBW	3.000 MHz	>= 3.000 MHz
SweepPoints	101	~ 40
Sweeptime	3.788 $\mu$ s	AUTO
Reference Level	0.000 dBm	0.000 dBm
Attenuation	20.000 dB	AUTO
Detector	RMS	RMS
SweepCount	100	100
Filter	3 dB	3 dB
Trace Mode	Average Power	Average Power
Sweeptype	FFT	AUTO
Preamp	off	off

## Occupied Channel Bandwidth 99% (5500 MHz; 24.000 dBm; 20 MHz)

Customized settings.

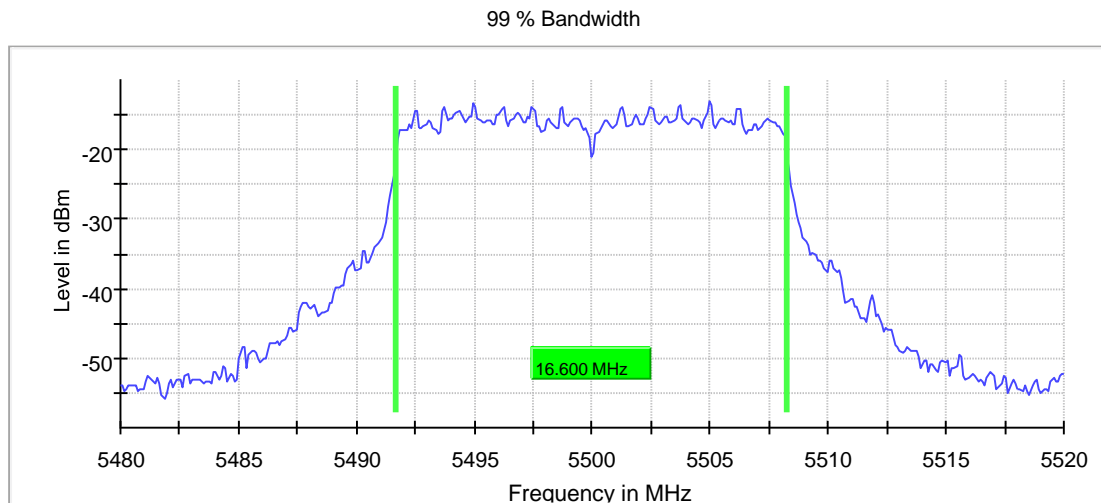
Max level (-13.0 dBm) more than 35.0 dB below the nominal power level.

### 99 % Bandwidth

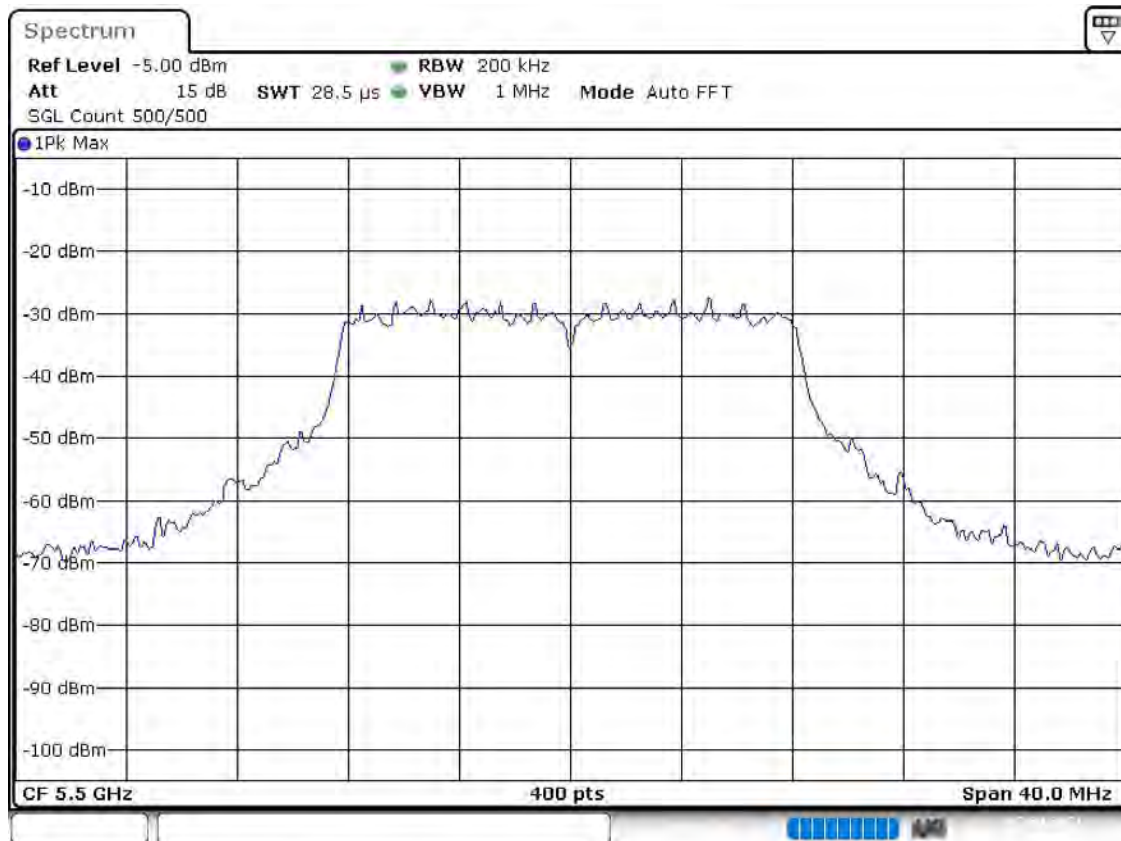
DUT Frequency (MHz)	Bandwidth (MHz)	Limit Min (MHz)	Limit Max (MHz)	Band Edge Left (MHz)	Band Edge Right (MHz)
5500.000000	16.600000	---	---	5491.650000	5508.250000

(continuation of the "99 % Bandwidth" table from column 6 ...)

DUT Frequency (MHz)	Result
5500.000000	PASS







Date: 2.SEP.2021 12:40:33

## Measurement

Setting	Instrument Value	Target Value
Start Frequency	5.48000 GHz	5.48000 GHz
Stop Frequency	5.52000 GHz	5.52000 GHz
Span	40.000 MHz	40.000 MHz
RBW	200.000 kHz	$\geq$ 200.000 kHz
VBW	1.000 MHz	$\geq$ 600.000 kHz
SweepPoints	400	~ 400
Sweptime	28.477 $\mu$ s	AUTO
Reference Level	-5.000 dBm	-5.000 dBm
Attenuation	15.000 dB	AUTO
Detector	MaxPeak	MaxPeak
SweepCount	500	500
Filter	3 dB	3 dB
Trace Mode	Max Hold	Max Hold
Sweeptype	FFT	AUTO
Preamp	off	off

## Emission Bandwidth 26 dB (5600 MHz; 24.000 dBm; 20 MHz)

Customized settings.

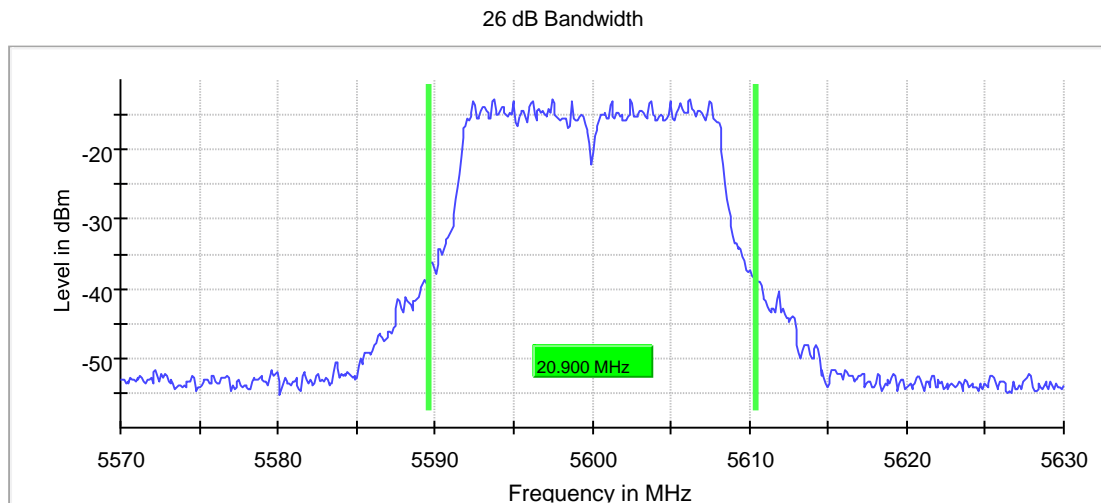
Max level (-12.7 dBm) more than 35.0 dB below the nominal power level.

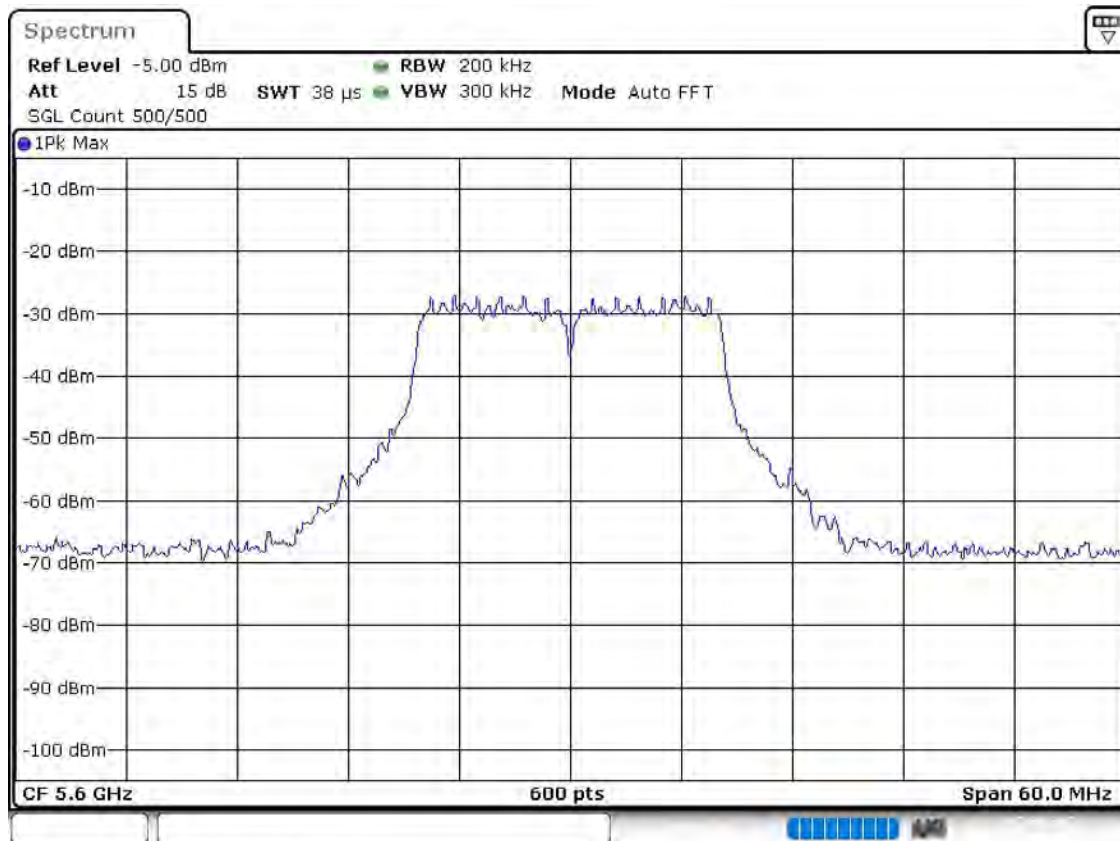
### 26 dB Bandwidth

DUT Frequency (MHz)	Bandwidth (MHz)	Limit Min (MHz)	Limit Max (MHz)	Band Edge Left (MHz)	Band Edge Right (MHz)
5600.000000	20.900000	---	---	5589.550000	5610.450000

(continuation of the "26 dB Bandwidth" table from column 6 ...)

DUT Frequency (MHz)	Max Level (dBm)	Result
5600.000000	-12.7	PASS





Date: 2.SEP.2021 12:42:16

**Occupied Channel Bandwidth 99% (5600 MHz; 24.000 dBm; 20 MHz)**

Customized settings.

Max level (-13.1 dBm) more than 35.0 dB below the nominal power level.

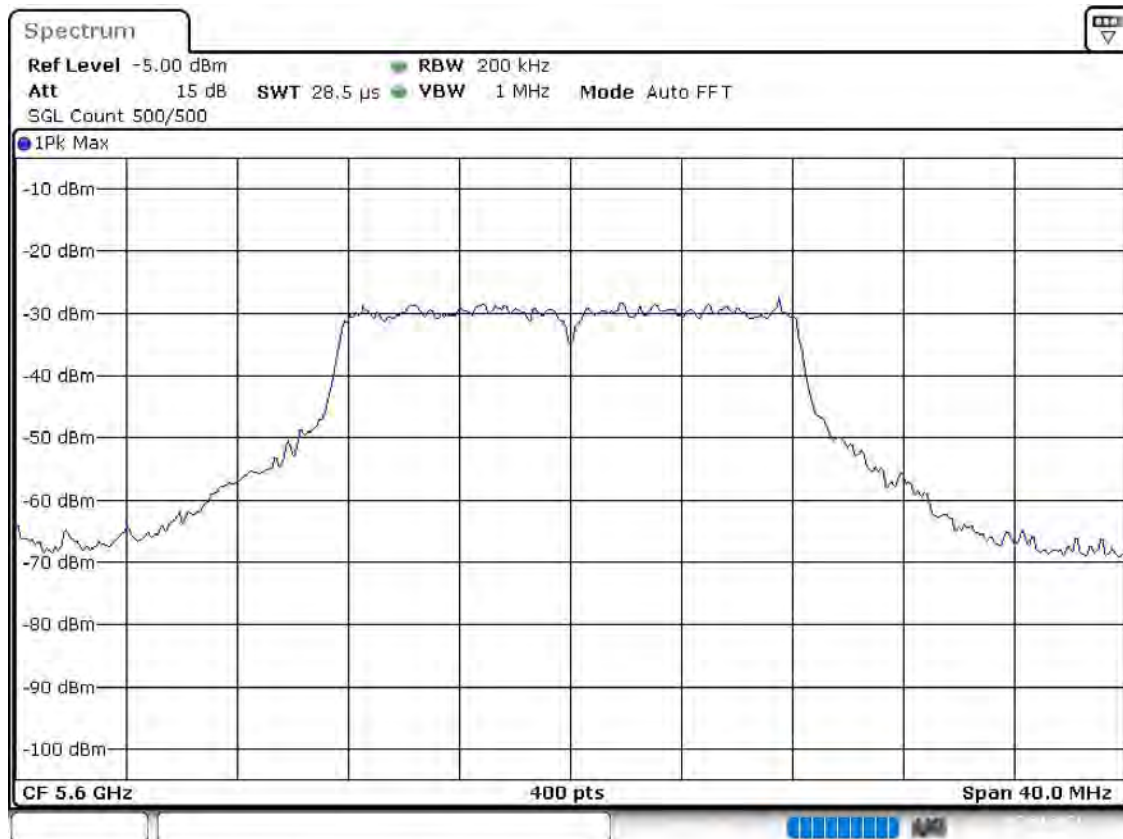
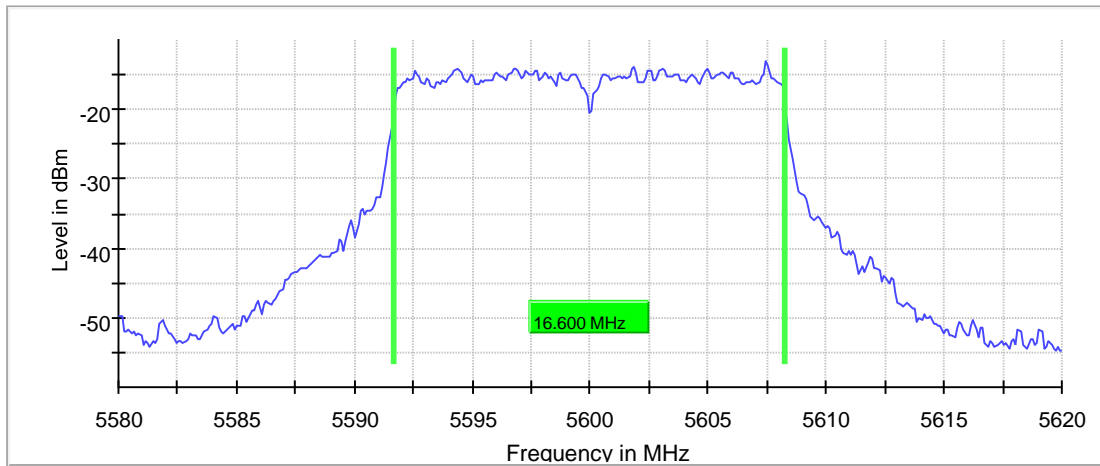
**99 % Bandwidth**

DUT Frequency (MHz)	Bandwidth (MHz)	Limit Min (MHz)	Limit Max (MHz)	Band Edge Left (MHz)	Band Edge Right (MHz)
5600.000000	16.600000	---	---	5591.650000	5608.250000

(continuation of the "99 % Bandwidth" table from column 6 ...)

DUT Frequency (MHz)	Result
5600.000000	PASS

99 % Bandwidth



Date: 2.SEP.2021 12:43:11

## Emission Bandwidth 26 dB (5720 MHz; 24.000 dBm; 20 MHz)

Customized settings.

Max level (-12.0 dBm) more than 35.0 dB below the nominal power level.

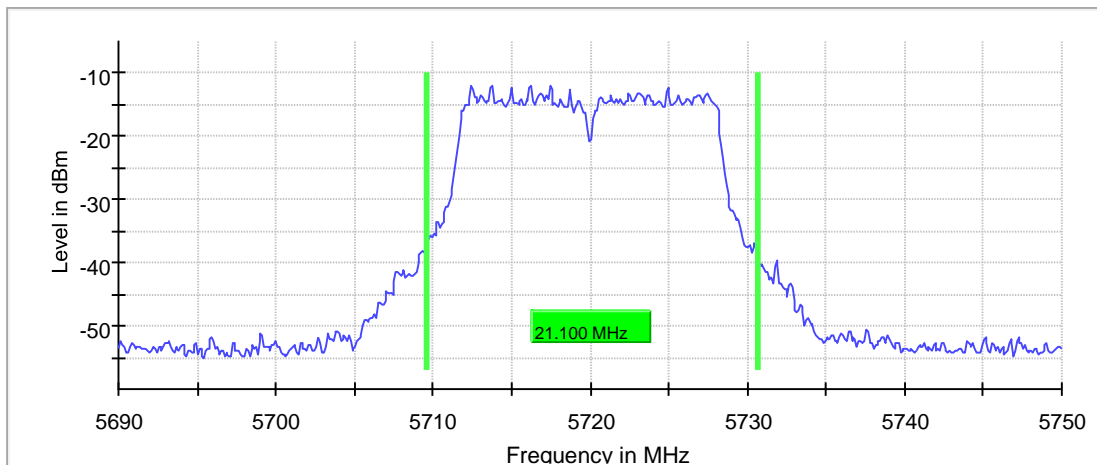
### 26 dB Bandwidth

DUT Frequency (MHz)	Bandwidth (MHz)	Bandwidth U-NII 2C (MHz)	Bandwidth U-NII 3 (MHz)	Limit Min (MHz)	Limit Max (MHz)
5720.000000	21.100000	15.450000	5.650000	---	---

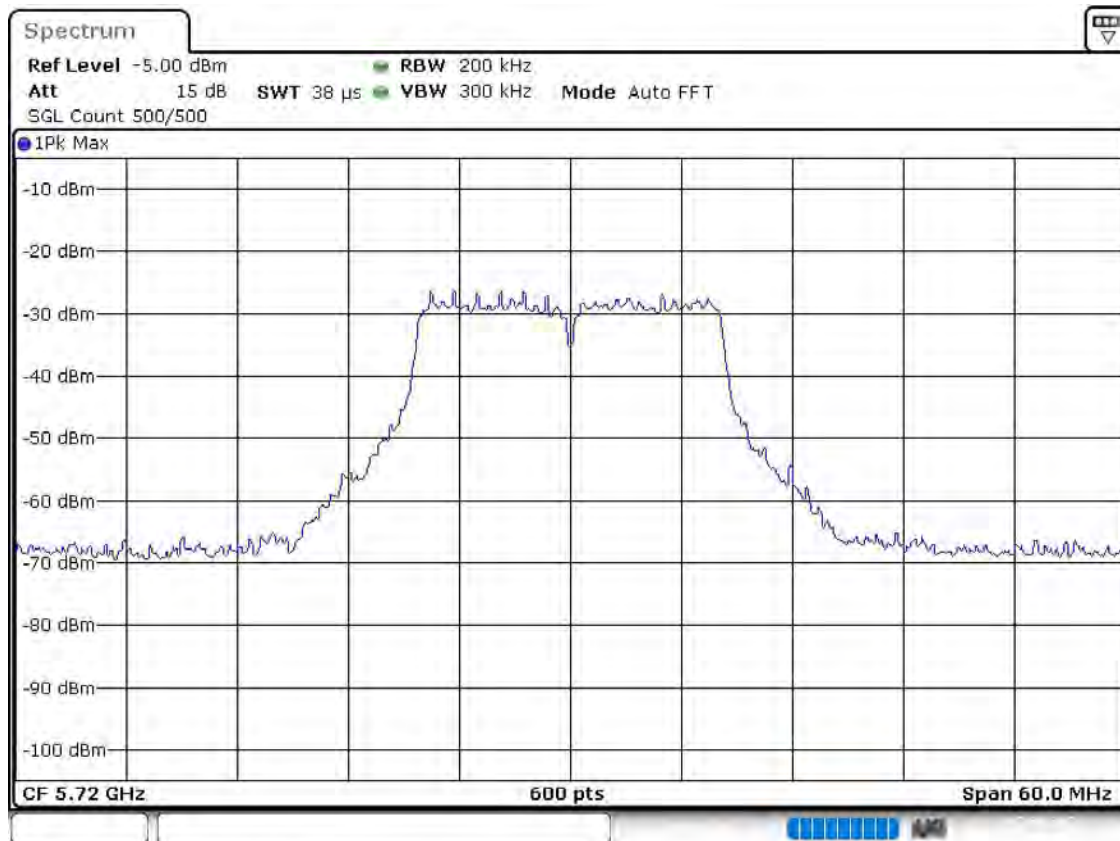
(continuation of the "26 dB Bandwidth" table from column 6 ...)

DUT Frequency (MHz)	Band Edge Left (MHz)	Band Edge Right (MHz)	Max Level (dBm)	Result
5720.000000	5709.550000	5730.650000	-12.0	PASS

26 dB Bandwidth



Bandwidth



Date: 2.SEP.2021 12:45:05

### Occupied Channel Bandwidth 99% (5720 MHz; 24.000 dBm; 20 MHz)

Customized settings.

Max level (-11.8 dBm) more than 35.0 dB below the nominal power level.

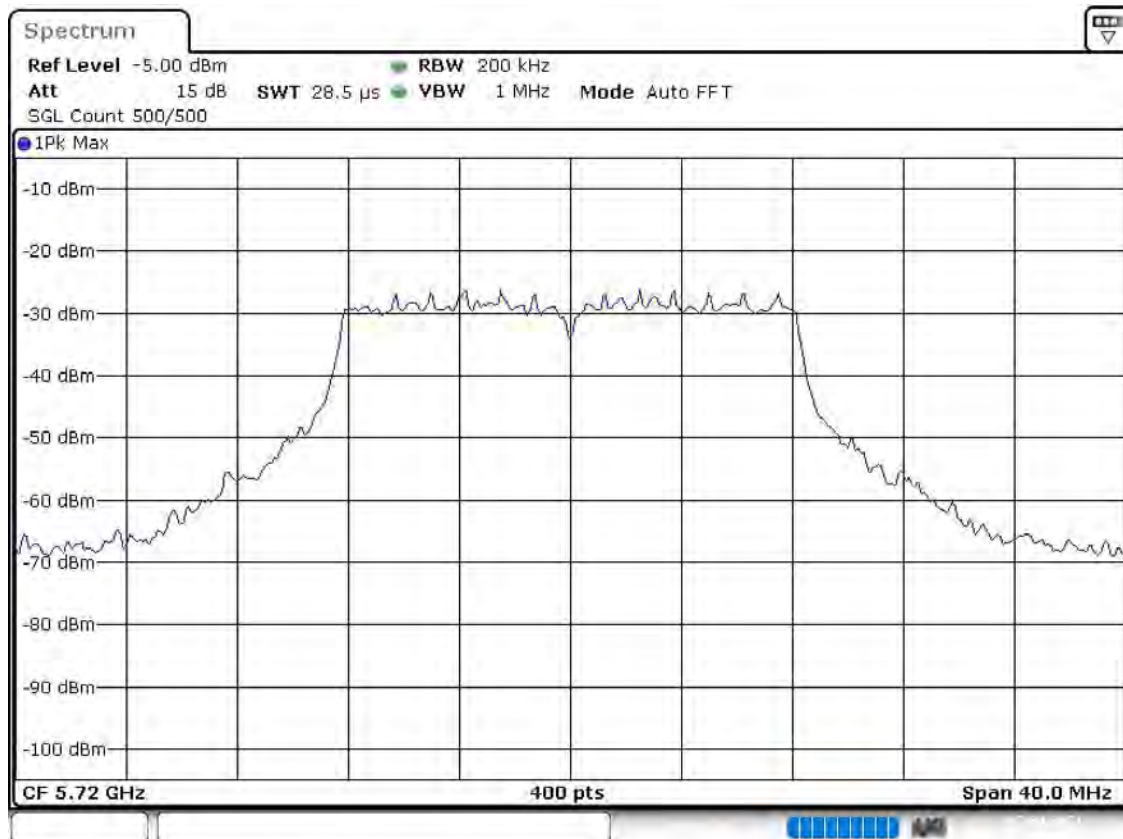
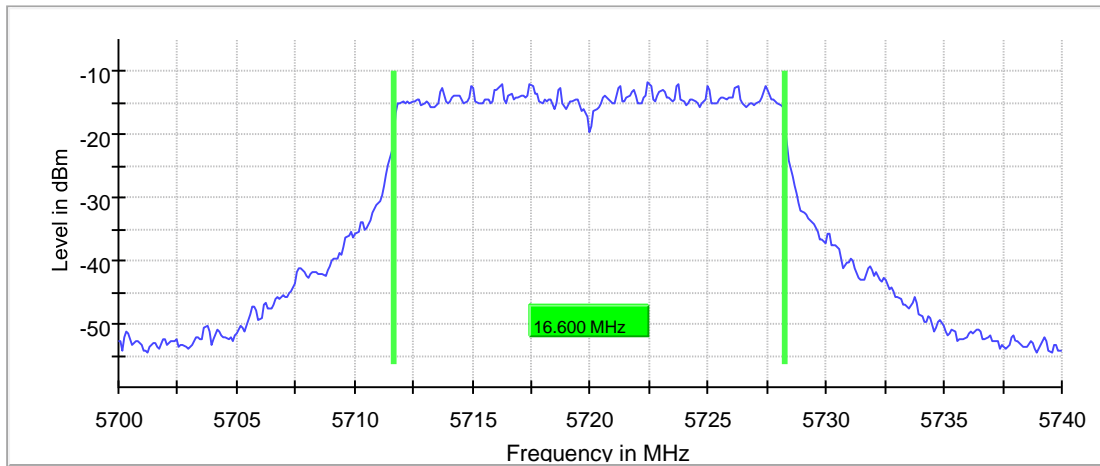
### 99 % Bandwidth

DUT Frequency (MHz)	Bandwidth (MHz)	Bandwidth U-NII 2C (MHz)	Bandwidth U-NII 3 (MHz)	Limit Min (MHz)	Limit Max (MHz)
5720.000000	16.600000	13.350000	3.250000	---	---

(continuation of the "99 % Bandwidth" table from column 6 ...)

DUT Frequency (MHz)	Band Edge Left (MHz)	Band Edge Right (MHz)	Result
5720.000000	5711.650000	5728.250000	PASS

99 % Bandwidth



Date: 2.SEP.2021 12:46:02

## 1.2.2 VHT mode (ac):

### Summary

Test	Frequency (MHz)	Nominal Power (dBm)	Nominal Bandwidth (MHz)	Result
Emission Bandwidth 26 dB	5500.000	24.0	20.000000	PASS
RF output power	5500.000	24.0	20.000000	PASS
Power Spectral Density	5500.000	24.0	20.000000	PASS
Occupied Channel Bandwidth 99%	5500.000	24.0	20.000000	PASS
Emission Bandwidth 26 dB	5600.000	24.0	20.000000	PASS
Occupied Channel Bandwidth 99%	5600.000	24.0	20.000000	PASS
Emission Bandwidth 26 dB	5720.000	24.0	20.000000	PASS
Occupied Channel Bandwidth 99%	5720.000	24.0	20.000000	PASS
Emission Bandwidth 26 dB	5510.000	24.0	40.000000	PASS
Occupied Channel Bandwidth 99%	5510.000	24.0	40.000000	PASS
Emission Bandwidth 26 dB	5590.000	24.0	40.000000	PASS
Occupied Channel Bandwidth 99%	5590.000	24.0	40.000000	PASS
Emission Bandwidth 26 dB	5710.000	24.0	40.000000	PASS
Occupied Channel Bandwidth 99%	5710.000	24.0	40.000000	PASS
Emission Bandwidth 26 dB	5530.000	24.0	80.000000	PASS
Occupied Channel Bandwidth 99%	5530.000	24.0	80.000000	PASS
Emission Bandwidth 26 dB	5610.000	24.0	80.000000	PASS
Occupied Channel Bandwidth 99%	5610.000	24.0	80.000000	PASS
Emission Bandwidth 26 dB	5690.000	24.0	80.000000	PASS
Occupied Channel Bandwidth 99%	5690.000	24.0	80.000000	PASS

### Emission Bandwidth 26 dB (5500 MHz; 24.000 dBm; 20 MHz)

Customized settings.

Max level (-13.2 dBm) more than 35.0 dB below the nominal power level.

### 26 dB Bandwidth

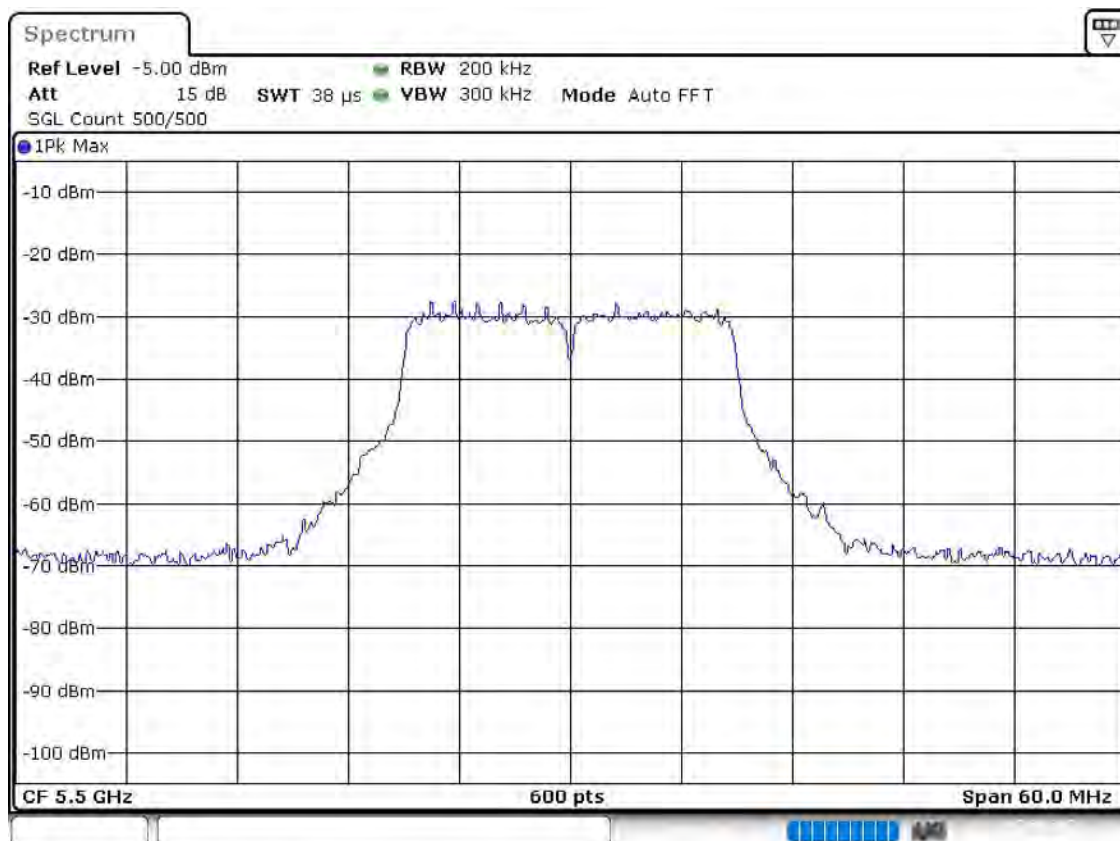
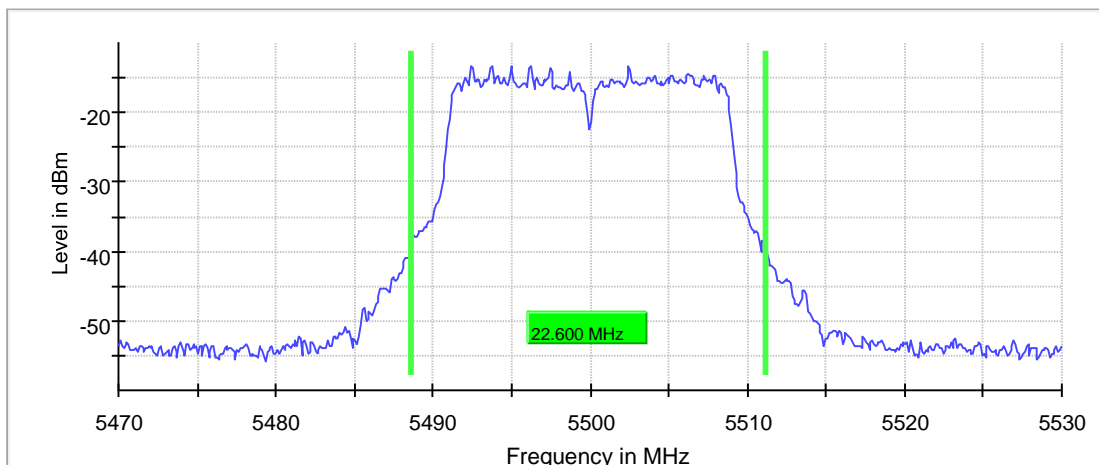
DUT Frequency (MHz)	Bandwidth (MHz)	Limit Min (MHz)	Limit Max (MHz)	Band Edge Left (MHz)	Band Edge Right (MHz)
5500.000000	22.600000	---	---	5488.550000	5511.150000

(continuation of the "26 dB Bandwidth" table from column 6 ...)

DUT Frequency (MHz)	Max Level (dBm)	Result
5500.000000	-13.2	PASS



26 dB Bandwidth



Date: 2.SEP.2021 13:25:30

## Measurement

Setting	Instrument Value	Target Value
Start Frequency	5.47000 GHz	5.47000 GHz
Stop Frequency	5.53000 GHz	5.53000 GHz
Span	60.000 MHz	60.000 MHz
RBW	200.000 kHz	~ 200.000 kHz
VBW	300.000 kHz	>= 240.000 kHz
SweepPoints	600	~ 600
SweepTime	37.969 $\mu$ s	AUTO
Reference Level	-5.000 dBm	-5.000 dBm
Attenuation	15.000 dB	AUTO
Detector	MaxPeak	MaxPeak
SweepCount	500	500
Filter	3 dB	3 dB
Trace Mode	Max Hold	Max Hold
SweepType	FFT	AUTO
Preamp	off	off

## RF output power (5500 MHz; 24.000 dBm; 20 MHz)

Customized settings.

## Result

DUT Frequency (MHz)	Gated RMS (dBm)	Limit Max (dBm)	Gated EIRP (dBm)	DutyCycle (%)	Result
5500.000000	4.0	24.0	4.0	96.302	PASS

## OSP PowerMeter settings

Setting	Instrument Value	Target Value
Measurement Time	1.000 s	1.000 s
Points	1000000	1000000
Time resolution	1.000 $\mu$ s	1.000 $\mu$ s

## Power Spectral Density (5500 MHz; 24.000 dBm; 20 MHz)

Customized settings.

Max level of analyzer (-10.6 dBm) more than 28.0 dB below the nominal power level.

### Result

DUT Frequency (MHz)	Frequency (MHz)	PSD (dBm)	Limit Max (dBm)	Result
5500.000000	5503.366337	-10.633	11.0	PASS

### Ports

Port	State
1	used
2	used

### Measurement

Setting	Instrument Value	Target Value
Start Frequency	5.49000 GHz	5.49000 GHz
Stop Frequency	5.51000 GHz	5.51000 GHz
Span	20.000 MHz	20.000 MHz
RBW	1.000 MHz	<= 1.000 MHz
VBW	3.000 MHz	>= 3.000 MHz
SweepPoints	101	~ 40
Sweeptime	3.788 $\mu$ s	AUTO
Reference Level	0.000 dBm	0.000 dBm
Attenuation	20.000 dB	AUTO
Detector	RMS	RMS
SweepCount	100	100
Filter	3 dB	3 dB
Trace Mode	Average Power	Average Power
Sweeptype	FFT	AUTO
Preamp	off	off

## Occupied Channel Bandwidth 99% (5500 MHz; 24.000 dBm; 20 MHz)

Customized settings.

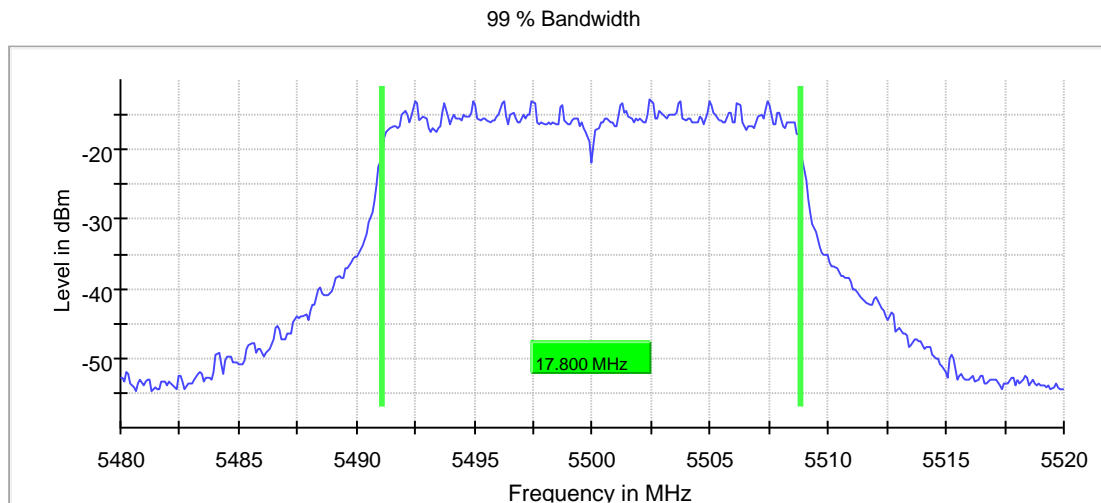
Max level (-12.8 dBm) more than 35.0 dB below the nominal power level.

### 99 % Bandwidth

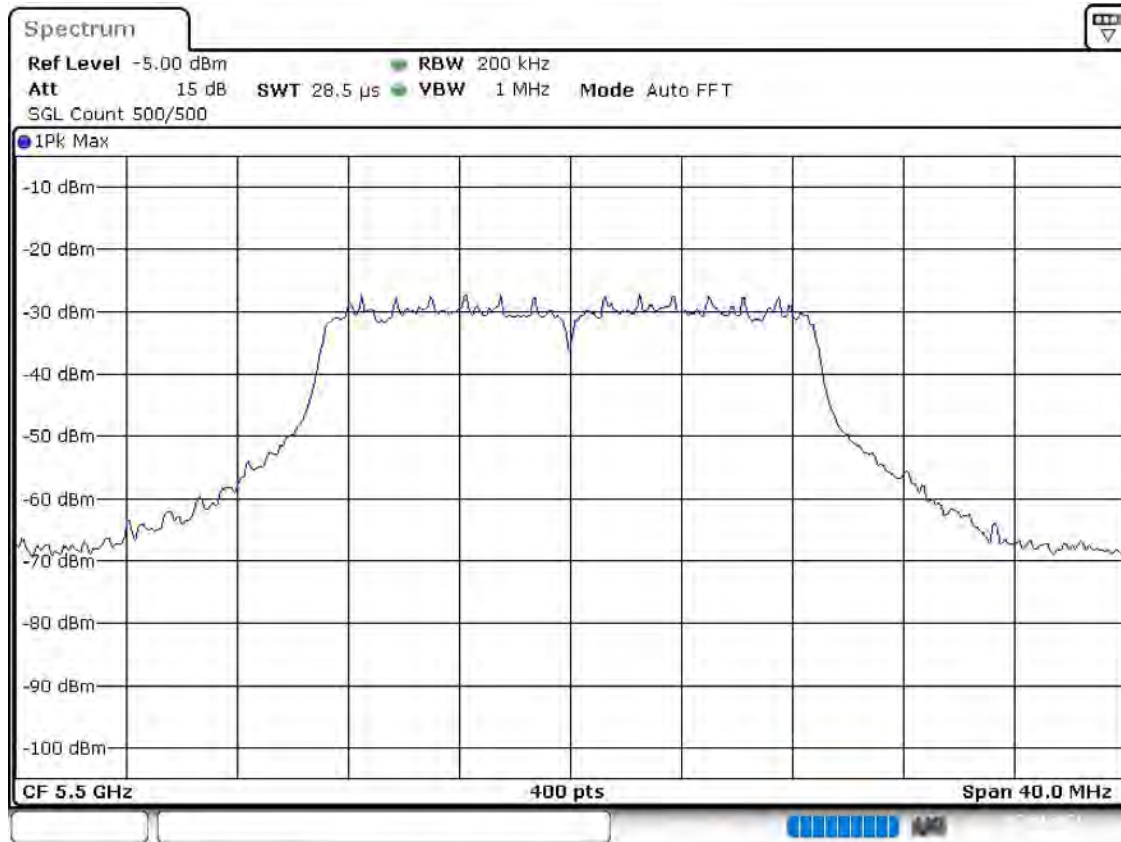
DUT Frequency (MHz)	Bandwidth (MHz)	Limit Min (MHz)	Limit Max (MHz)	Band Edge Left (MHz)	Band Edge Right (MHz)
5500.000000	17.800000	---	---	5491.050000	5508.850000

(continuation of the "99 % Bandwidth" table from column 6 ...)

DUT Frequency (MHz)	Result
5500.000000	PASS



Bandwidth



Date: 2.SEP.2021 13:26:23

## Measurement

Setting	Instrument Value	Target Value
Start Frequency	5.48000 GHz	5.48000 GHz
Stop Frequency	5.52000 GHz	5.52000 GHz
Span	40.000 MHz	40.000 MHz
RBW	200.000 kHz	$\geq$ 200.000 kHz
VBW	1.000 MHz	$\geq$ 600.000 kHz
SweepPoints	400	~ 400
Sweeptime	28.477 $\mu$ s	AUTO
Reference Level	-5.000 dBm	-5.000 dBm
Attenuation	15.000 dB	AUTO
Detector	MaxPeak	MaxPeak
SweepCount	500	500
Filter	3 dB	3 dB
Trace Mode	Max Hold	Max Hold
Sweeptype	FFT	AUTO
Preamp	off	off

## Emission Bandwidth 26 dB (5600 MHz; 24.000 dBm; 20 MHz)

Customized settings.

Max level (-12.7 dBm) more than 35.0 dB below the nominal power level.

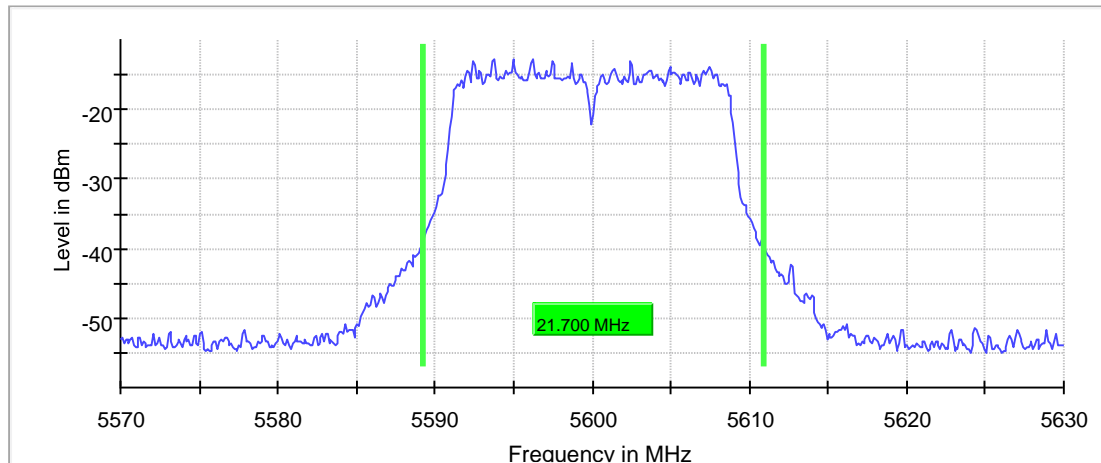
### 26 dB Bandwidth

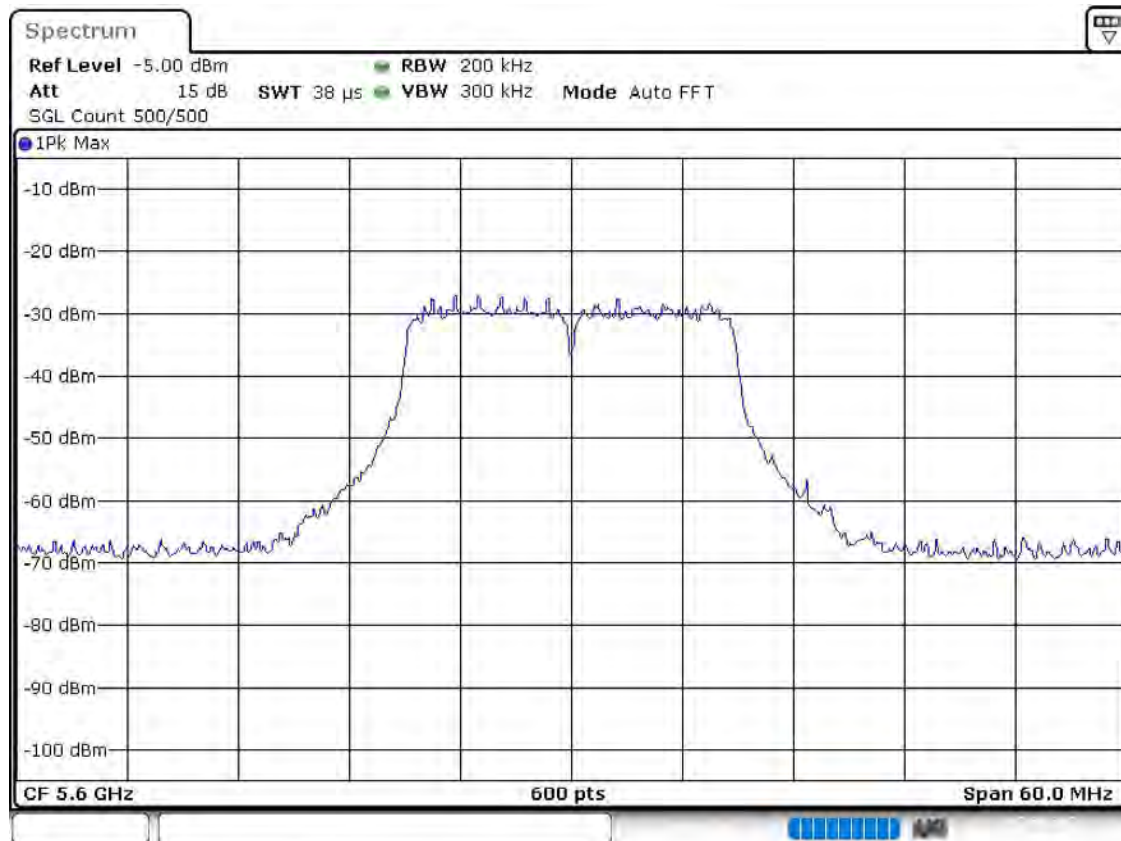
DUT Frequency (MHz)	Bandwidth (MHz)	Limit Min (MHz)	Limit Max (MHz)	Band Edge Left (MHz)	Band Edge Right (MHz)
5600.000000	21.700000	---	---	5589.250000	5610.950000

(continuation of the "26 dB Bandwidth" table from column 6 ...)

DUT Frequency (MHz)	Max Level (dBm)	Result
5600.000000	-12.7	PASS

26 dB Bandwidth





Date: 2.SEP.2021 13:26:43

**Occupied Channel Bandwidth 99% (5600 MHz; 24.000 dBm; 20 MHz)**

Customized settings.

Max level (-12.2 dBm) more than 35.0 dB below the nominal power level.

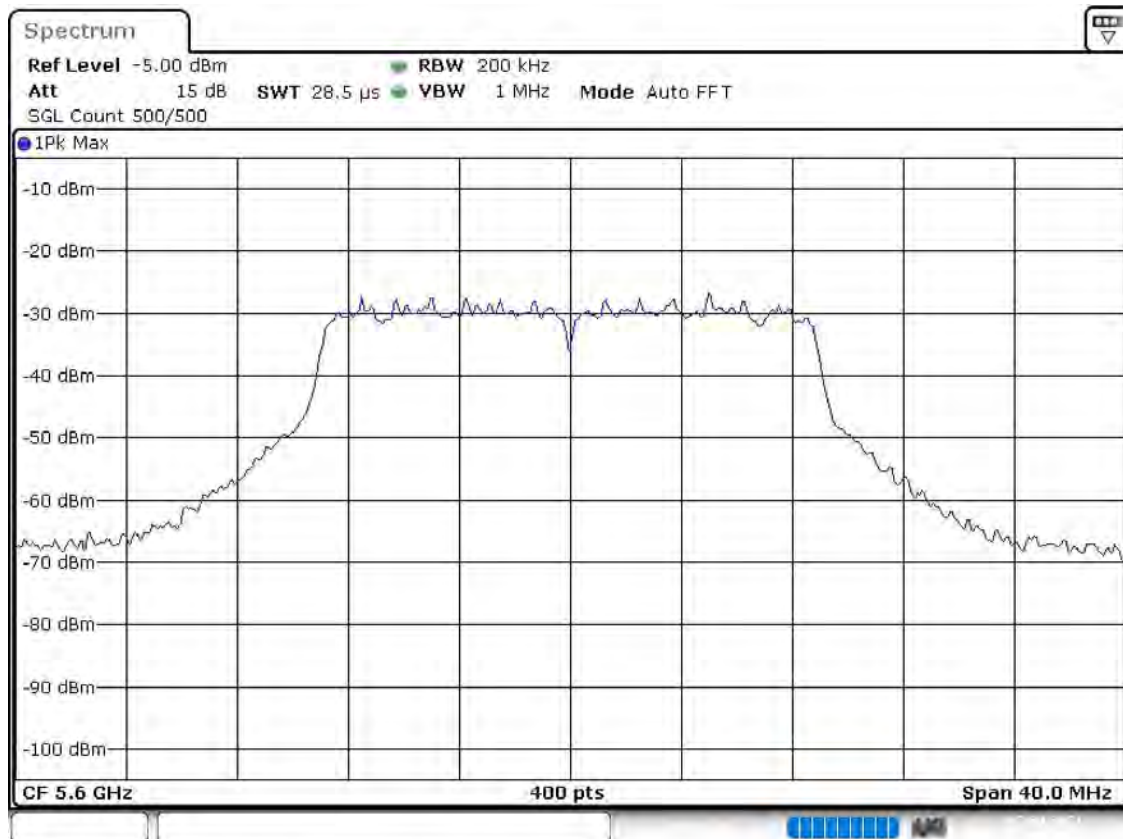
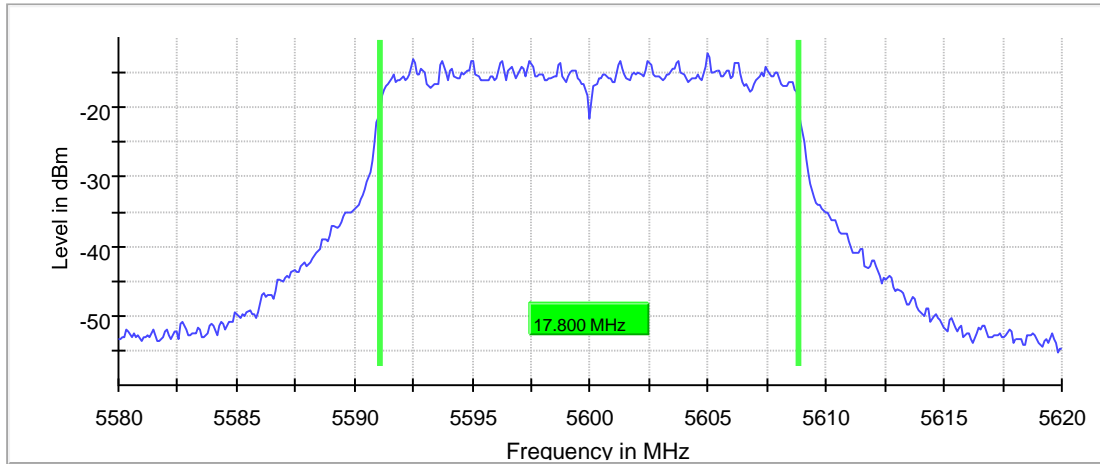
**99 % Bandwidth**

DUT Frequency (MHz)	Bandwidth (MHz)	Limit Min (MHz)	Limit Max (MHz)	Band Edge Left (MHz)	Band Edge Right (MHz)
5600.000000	17.800000	---	---	5591.050000	5608.850000

(continuation of the "99 % Bandwidth" table from column 6 ...)

DUT Frequency (MHz)	Result
5600.000000	PASS

99 % Bandwidth



Date: 2.SEP.2021 13:27:39



## Emission Bandwidth 26 dB (5720 MHz; 24.000 dBm; 20 MHz)

Customized settings.

Max level (-11.4 dBm) more than 35.0 dB below the nominal power level.

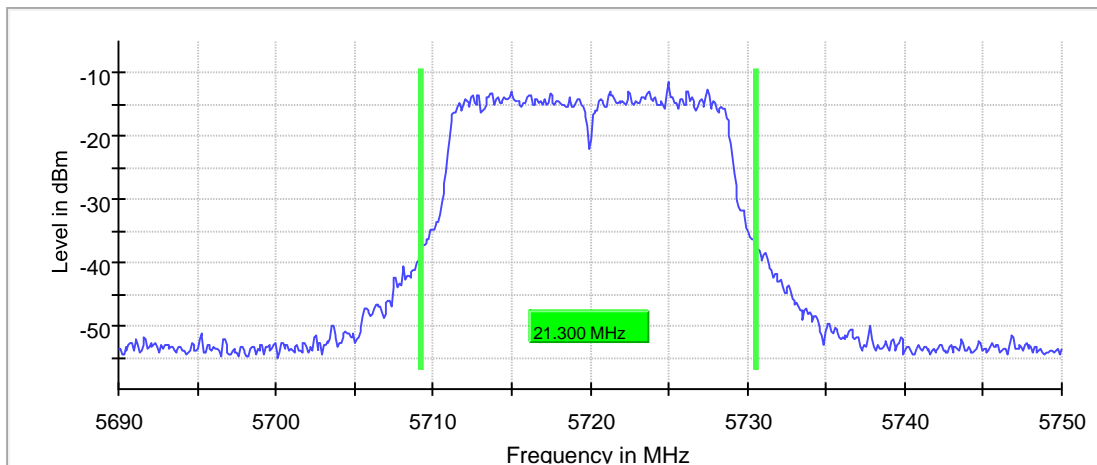
### 26 dB Bandwidth

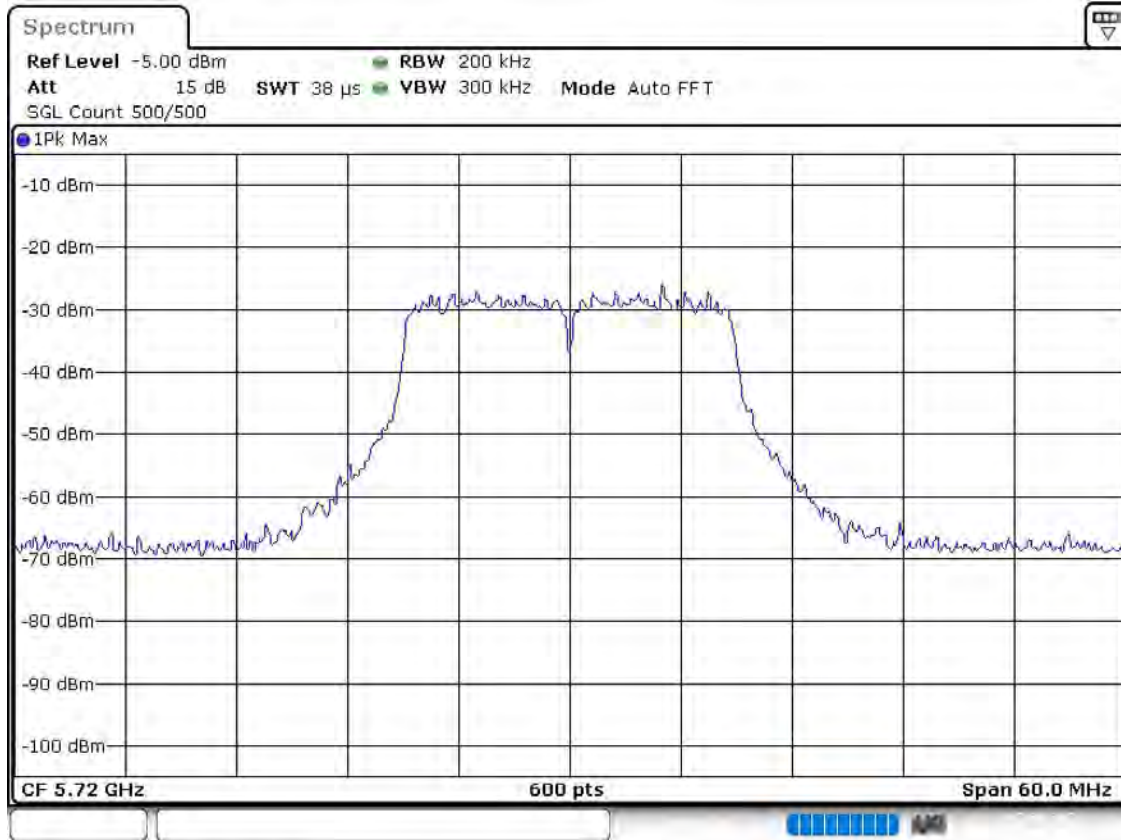
DUT Frequency (MHz)	Bandwidth (MHz)	Bandwidth U-NII 2C (MHz)	Bandwidth U-NII 3 (MHz)	Limit Min (MHz)	Limit Max (MHz)
5720.000000	21.300000	15.750000	5.550000	---	---

(continuation of the "26 dB Bandwidth" table from column 6 ...)

DUT Frequency (MHz)	Band Edge Left (MHz)	Band Edge Right (MHz)	Max Level (dBm)	Result
5720.000000	5709.250000	5730.550000	-11.4	PASS

26 dB Bandwidth





Date: 2.SEP.2021 13:27:57

### Occupied Channel Bandwidth 99% (5720 MHz; 24.000 dBm; 20 MHz)

Customized settings.

Max level (-12.6 dBm) more than 35.0 dB below the nominal power level.

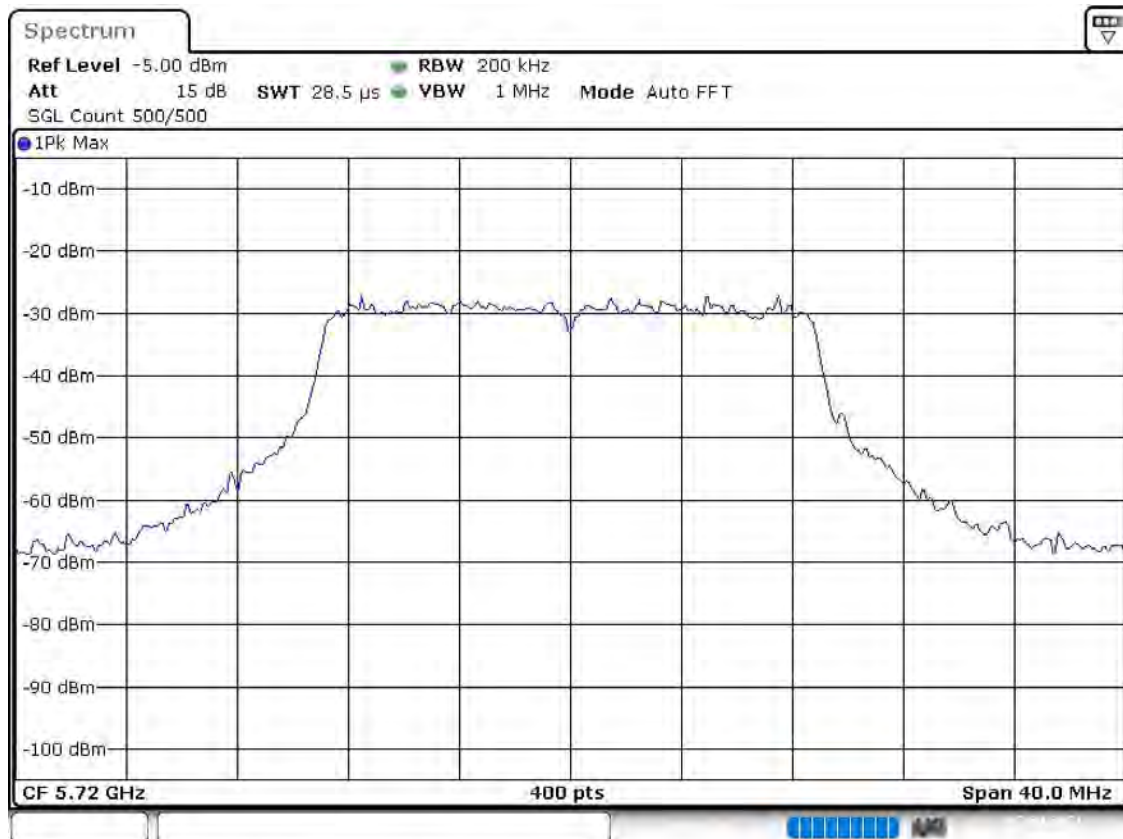
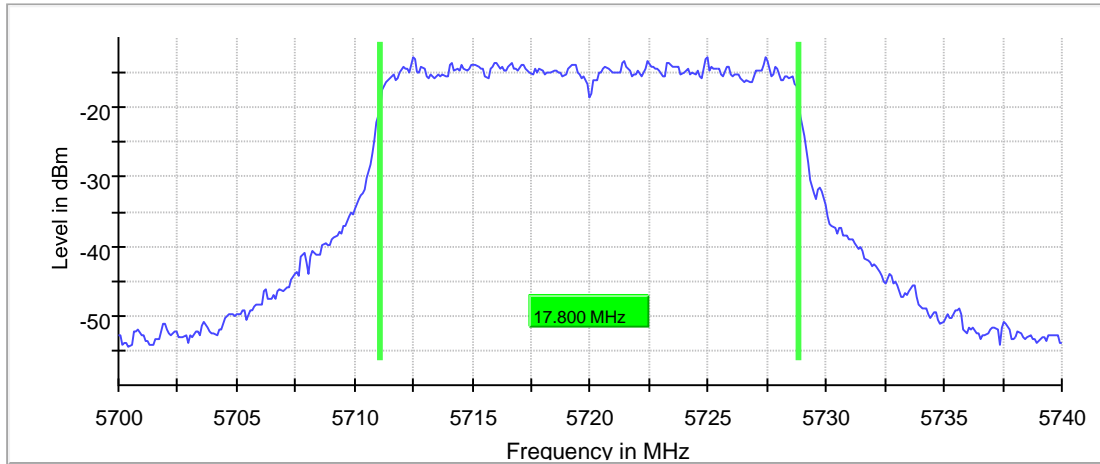
### 99 % Bandwidth

DUT Frequency (MHz)	Bandwidth (MHz)	Bandwidth U-NII 2C (MHz)	Bandwidth U-NII 3 (MHz)	Limit Min (MHz)	Limit Max (MHz)
5720.000000	17.800000	13.950000	3.850000	---	---

(continuation of the "99 % Bandwidth" table from column 6 ...)

DUT Frequency (MHz)	Band Edge Left (MHz)	Band Edge Right (MHz)	Result
5720.000000	5711.050000	5728.850000	PASS

99 % Bandwidth



Date: 2.SEP.2021 13:28:50

## Emission Bandwidth 26 dB (5510 MHz; 24.000 dBm; 40 MHz)

Customized settings.

Max level (-15.1 dBm) more than 36.0 dB below the nominal power level.

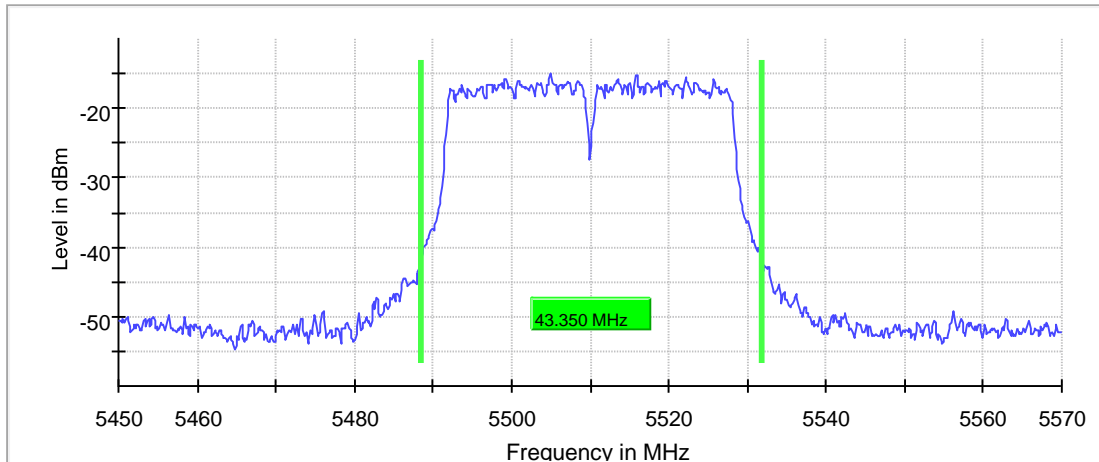
### 26 dB Bandwidth

DUT Frequency (MHz)	Bandwidth (MHz)	Limit Min (MHz)	Limit Max (MHz)	Band Edge Left (MHz)	Band Edge Right (MHz)
5510.000000	43.350000	---	---	5488.475000	5531.825000

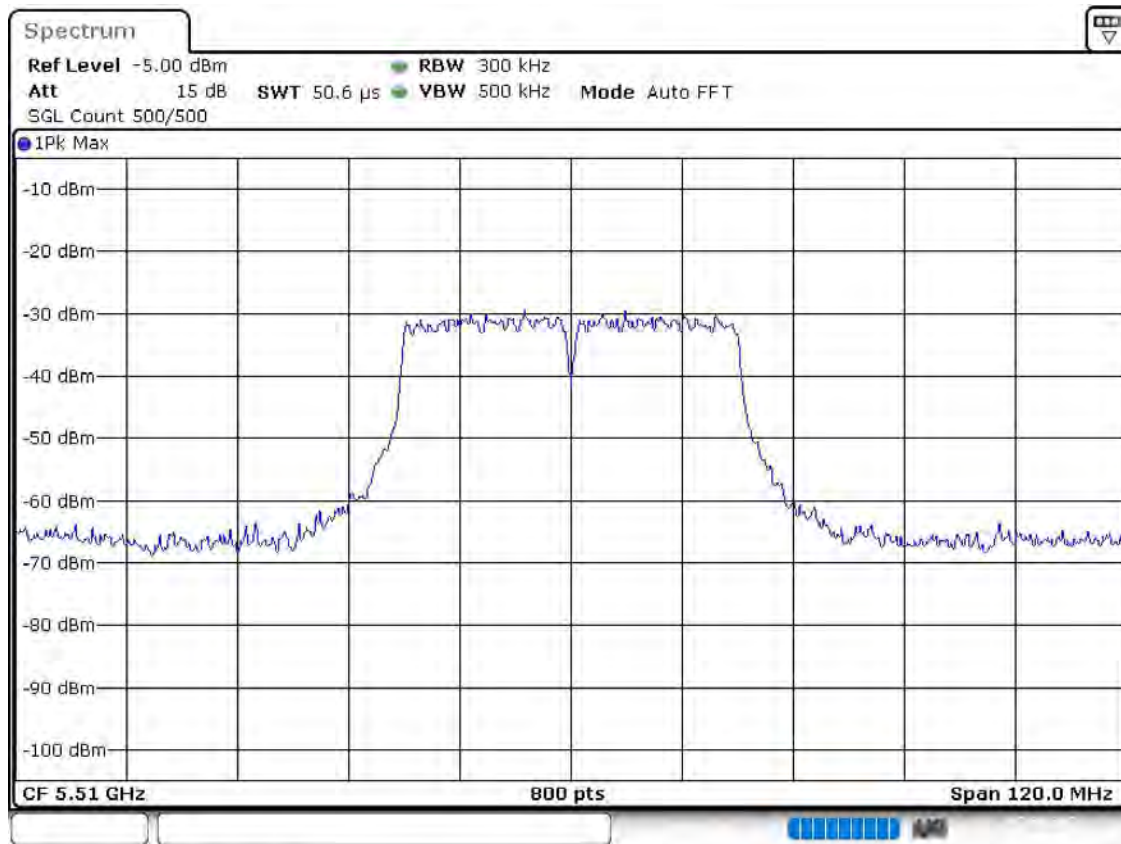
(continuation of the "26 dB Bandwidth" table from column 6 ...)

DUT Frequency (MHz)	Max Level (dBm)	Result
5510.000000	-15.1	PASS

26 dB Bandwidth



Bandwidth



Date: 2.SEP.2021 13:29:13

### Occupied Channel Bandwidth 99% (5510 MHz; 24.000 dBm; 40 MHz)

Customized settings.

Max level (-13.2 dBm) more than 34.0 dB below the nominal power level.

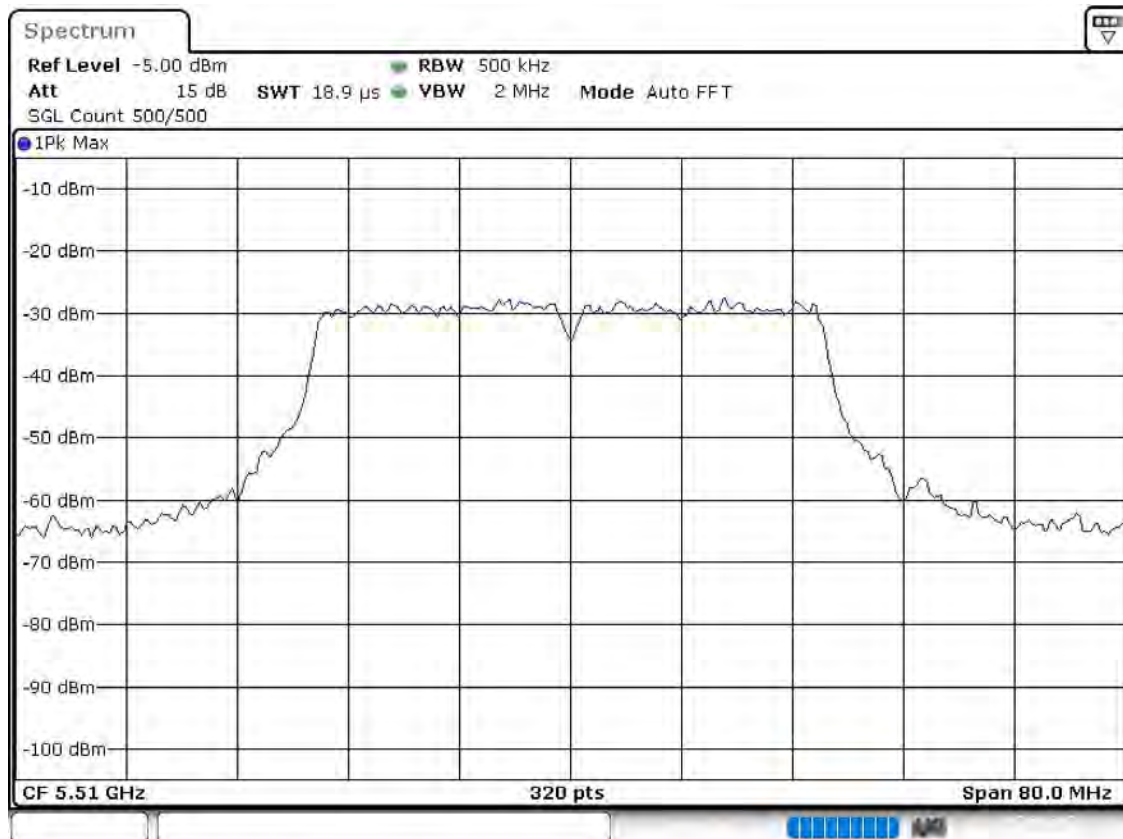
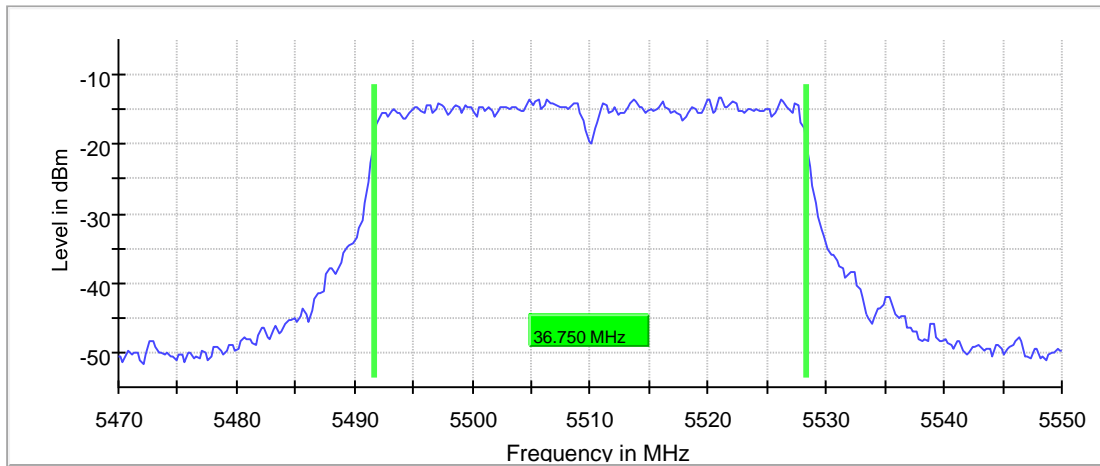
### 99 % Bandwidth

DUT Frequency (MHz)	Bandwidth (MHz)	Limit Min (MHz)	Limit Max (MHz)	Band Edge Left (MHz)	Band Edge Right (MHz)
5510.000000	36.750000	---	---	5491.625000	5528.375000

(continuation of the "99 % Bandwidth" table from column 6 ...)

DUT Frequency (MHz)	Result
5510.000000	PASS

99 % Bandwidth



Date: 2.SEP.2021 13:30:10

## Emission Bandwidth 26 dB (5590 MHz; 24.000 dBm; 40 MHz)

Customized settings.

Max level (-14.8 dBm) more than 36.0 dB below the nominal power level.

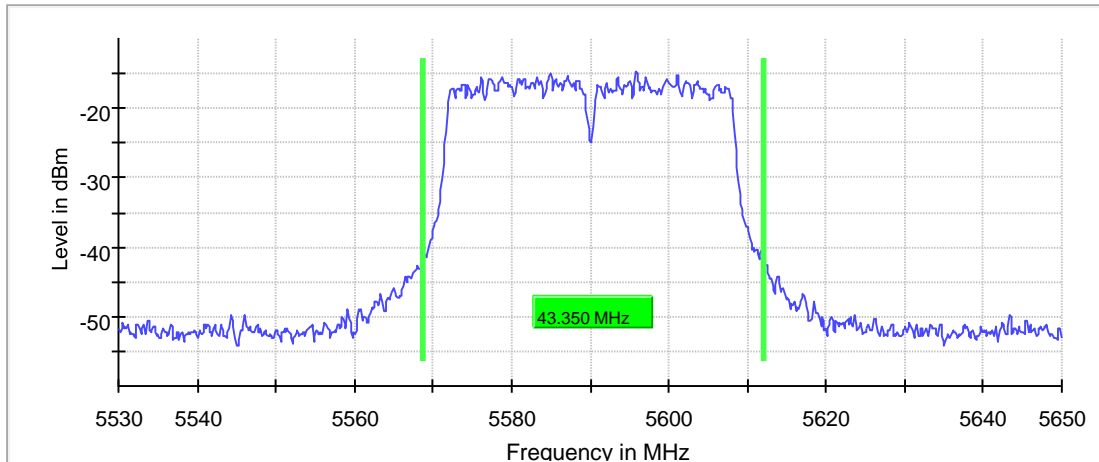
### 26 dB Bandwidth

DUT Frequency (MHz)	Bandwidth (MHz)	Limit Min (MHz)	Limit Max (MHz)	Band Edge Left (MHz)	Band Edge Right (MHz)
5590.000000	43.350000	---	---	5568.625000	5611.975000

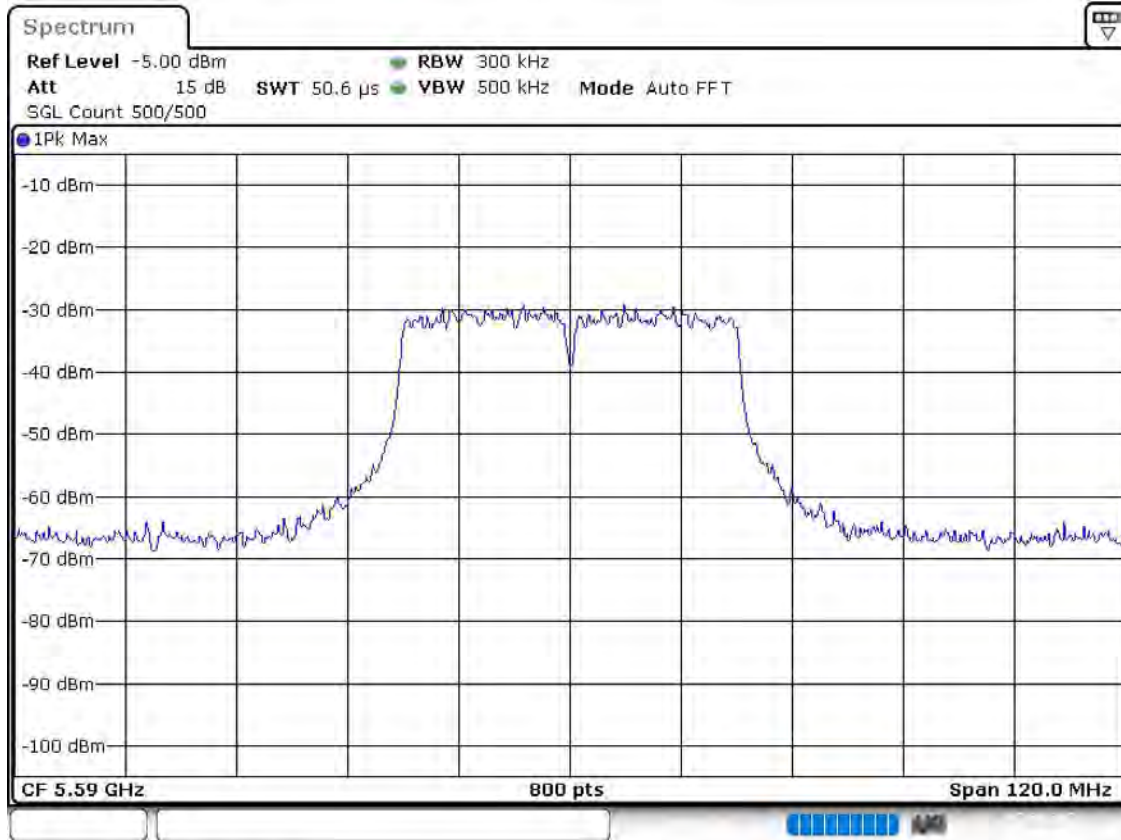
(continuation of the "26 dB Bandwidth" table from column 6 ...)

DUT Frequency (MHz)	Max Level (dBm)	Result
5590.000000	-14.8	PASS

26 dB Bandwidth



Bandwidth



Date: 2.SEP.2021 13:30:35

### Occupied Channel Bandwidth 99% (5590 MHz; 24.000 dBm; 40 MHz)

Customized settings.

Max level (-13.0 dBm) more than 34.0 dB below the nominal power level.

### 99 % Bandwidth

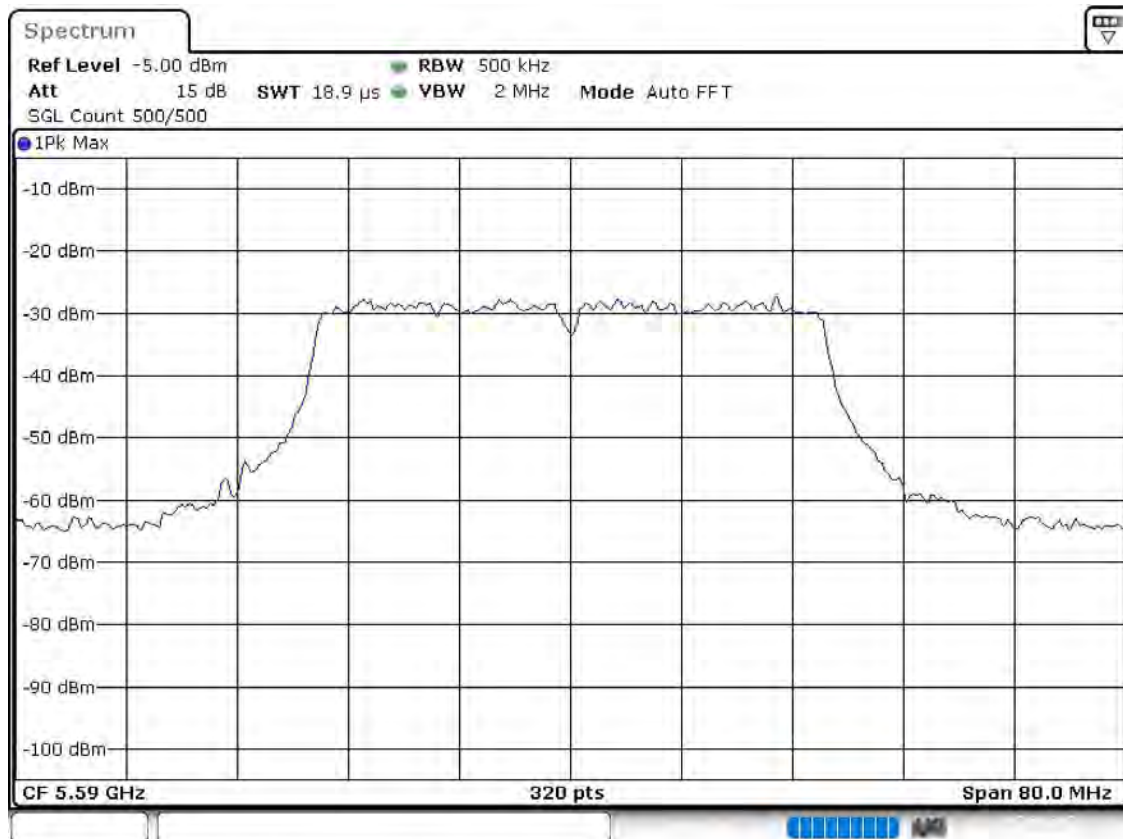
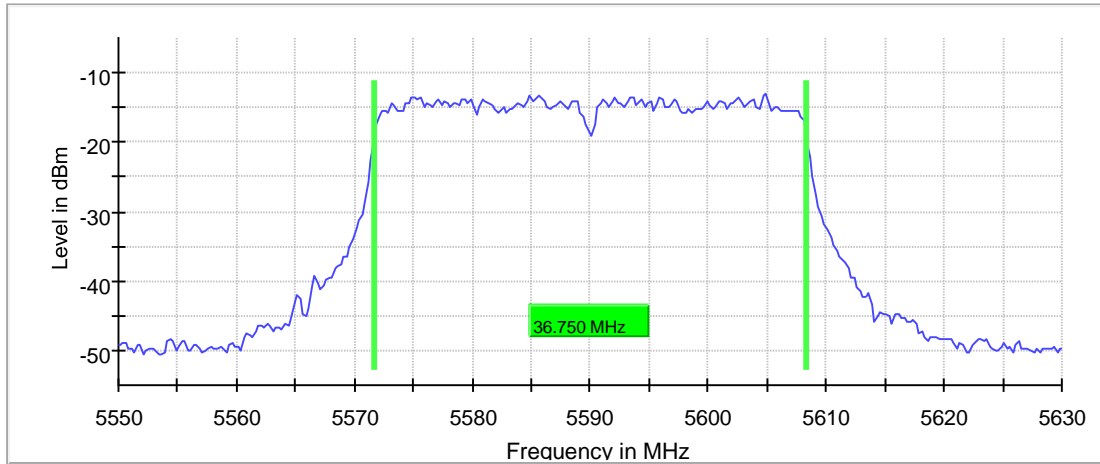
DUT Frequency (MHz)	Bandwidth (MHz)	Limit Min (MHz)	Limit Max (MHz)	Band Edge Left (MHz)	Band Edge Right (MHz)
5590.000000	36.750000	---	---	5571.625000	5608.375000

(continuation of the "99 % Bandwidth" table from column 6 ...)

DUT Frequency (MHz)	Result
5590.000000	PASS



99 % Bandwidth



Date: 2.SEP.2021 13:31:34

## Emission Bandwidth 26 dB (5710 MHz; 24.000 dBm; 40 MHz)

Customized settings.

Max level (-13.5 dBm) more than 36.0 dB below the nominal power level.

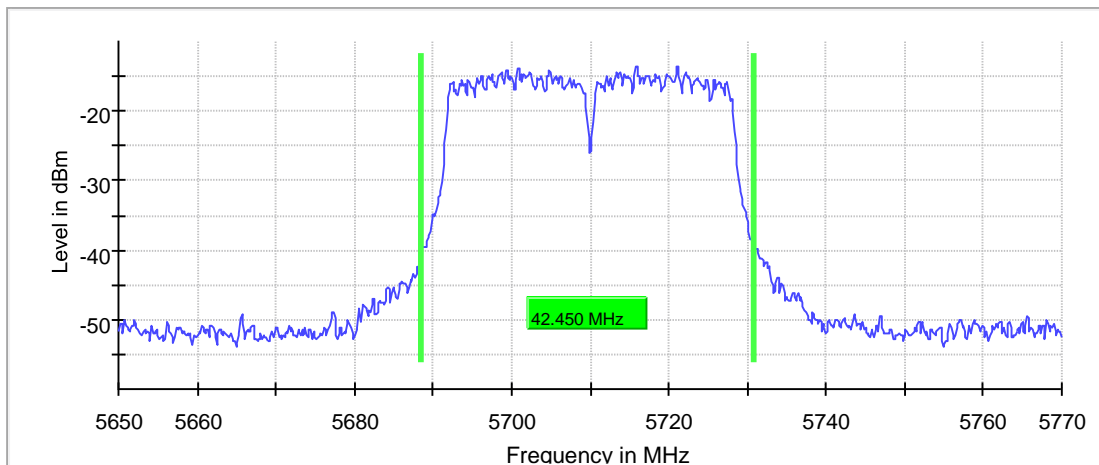
### 26 dB Bandwidth

DUT Frequency (MHz)	Bandwidth (MHz)	Bandwidth U-NII 2C (MHz)	Bandwidth U-NII 3 (MHz)	Limit Min (MHz)	Limit Max (MHz)
5710.000000	42.450000	36.525000	5.925000	---	---

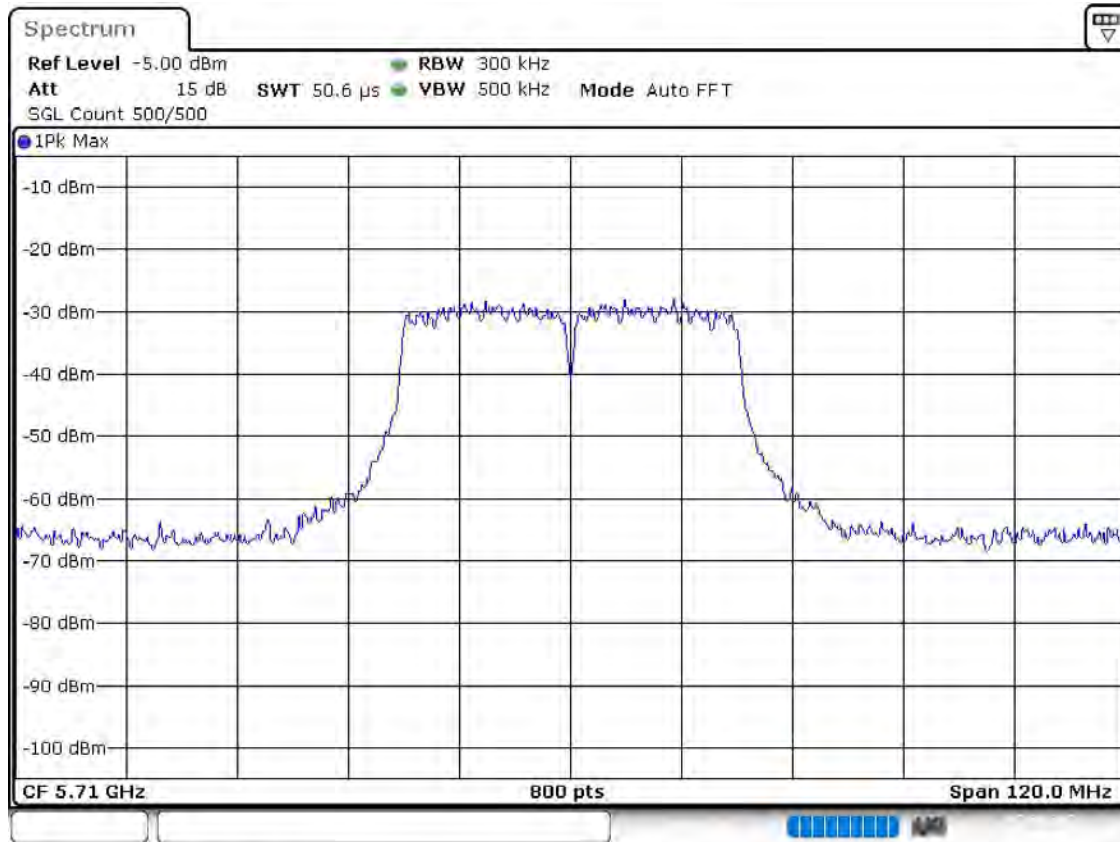
(continuation of the "26 dB Bandwidth" table from column 6 ...)

DUT Frequency (MHz)	Band Edge Left (MHz)	Band Edge Right (MHz)	Max Level (dBm)	Result
5710.000000	5688.475000	5730.925000	-13.5	PASS

26 dB Bandwidth



Bandwidth



Date: 2.SEP.2021 13:32:08

### Occupied Channel Bandwidth 99% (5710 MHz; 24.000 dBm; 40 MHz)

Customized settings.

Max level (-11.4 dBm) more than 34.0 dB below the nominal power level.

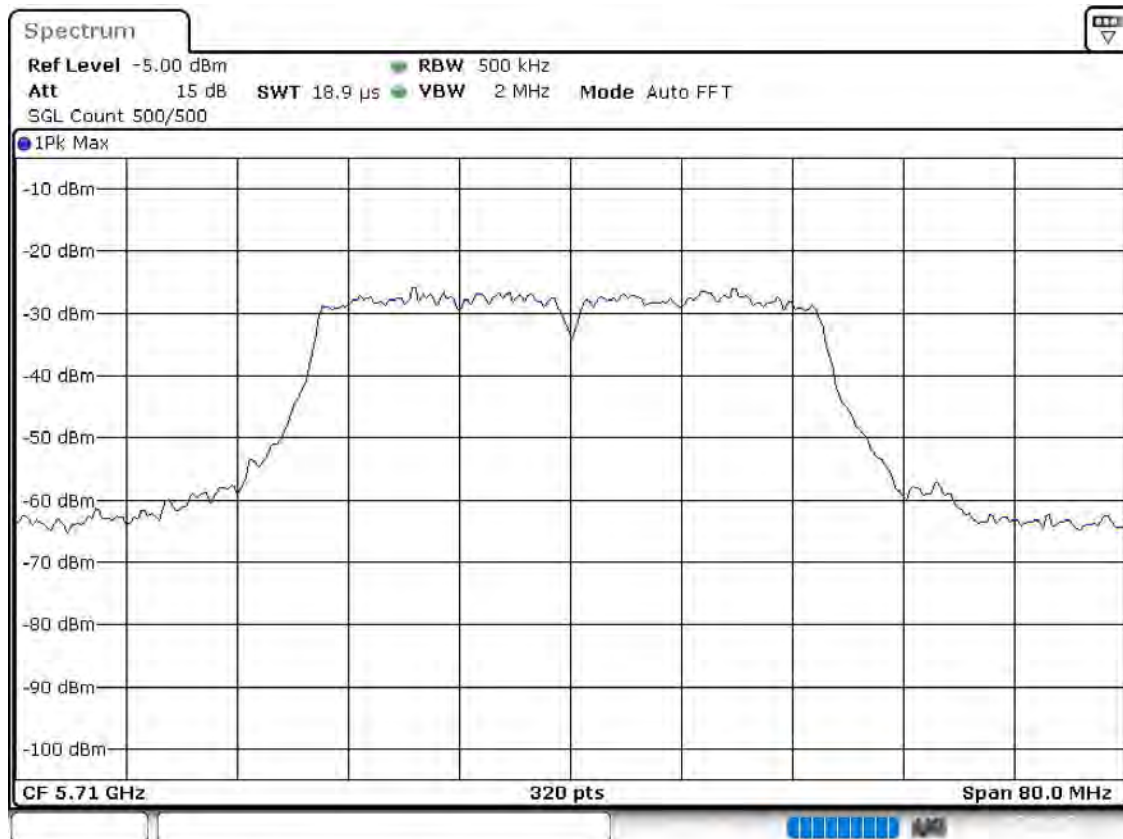
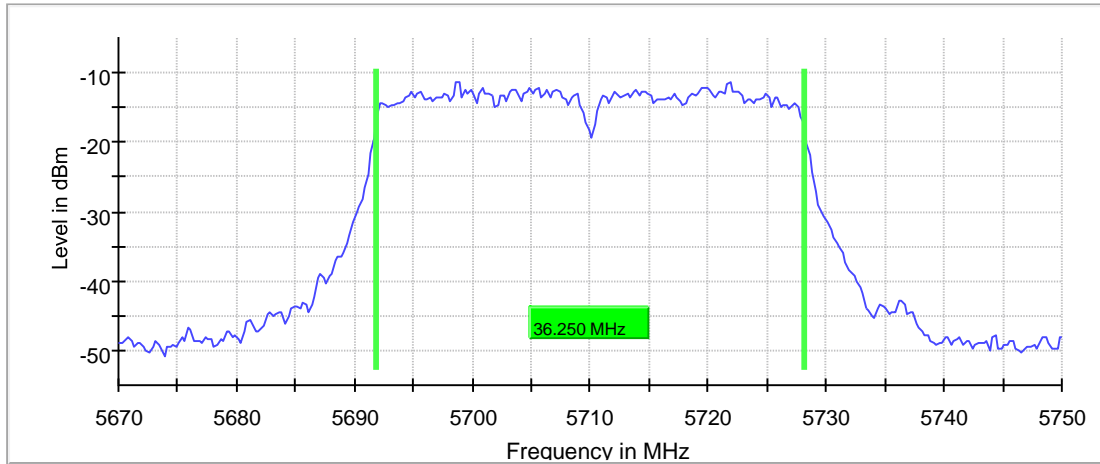
### 99 % Bandwidth

DUT Frequency (MHz)	Bandwidth (MHz)	Bandwidth U-NII 2C (MHz)	Bandwidth U-NII 3 (MHz)	Limit Min (MHz)	Limit Max (MHz)
5710.000000	36.250000	33.125000	3.125000	---	---

(continuation of the "99 % Bandwidth" table from column 6 ...)

DUT Frequency (MHz)	Band Edge Left (MHz)	Band Edge Right (MHz)	Result
5710.000000	5691.875000	5728.125000	PASS

99 % Bandwidth



Date: 2.SEP.2021 13:33:06

## Emission Bandwidth 26 dB (5530 MHz; 24.000 dBm; 80 MHz)

Customized settings.

Max level (-11.6 dBm) more than 34.0 dB below the nominal power level.

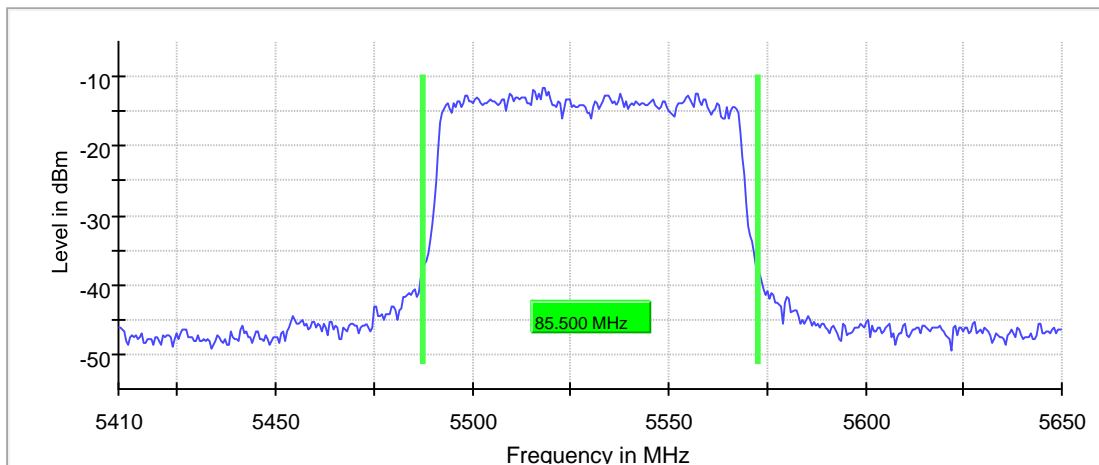
### 26 dB Bandwidth

DUT Frequency (MHz)	Bandwidth (MHz)	Limit Min (MHz)	Limit Max (MHz)	Band Edge Left (MHz)	Band Edge Right (MHz)
5530.000000	85.500000	---	---	5487.250000	5572.750000

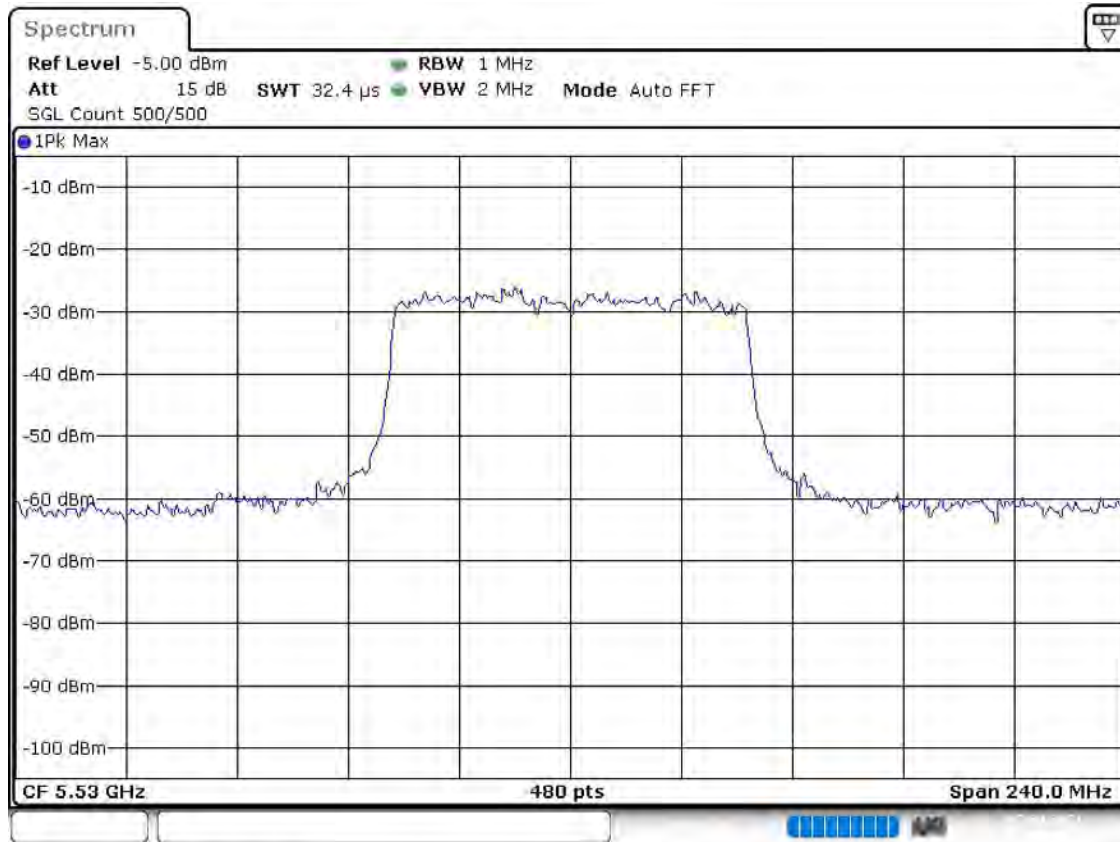
(continuation of the "26 dB Bandwidth" table from column 6 ...)

DUT Frequency (MHz)	Max Level (dBm)	Result
5530.000000	-11.6	PASS

26 dB Bandwidth



Bandwidth



Date: 2.SEP.2021 13:35:09

### Occupied Channel Bandwidth 99% (5530 MHz; 24.000 dBm; 80 MHz)

Customized settings.

Max level (-11.6 dBm) more than 34.0 dB below the nominal power level.

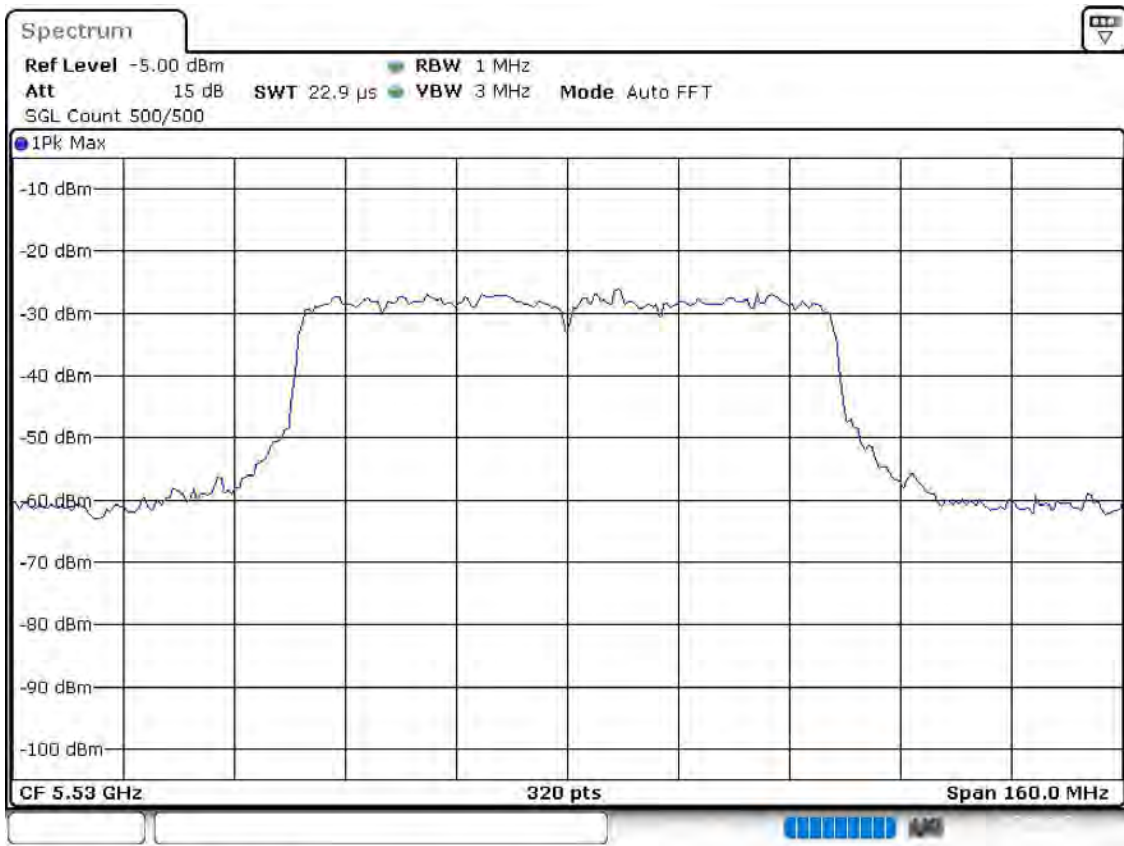
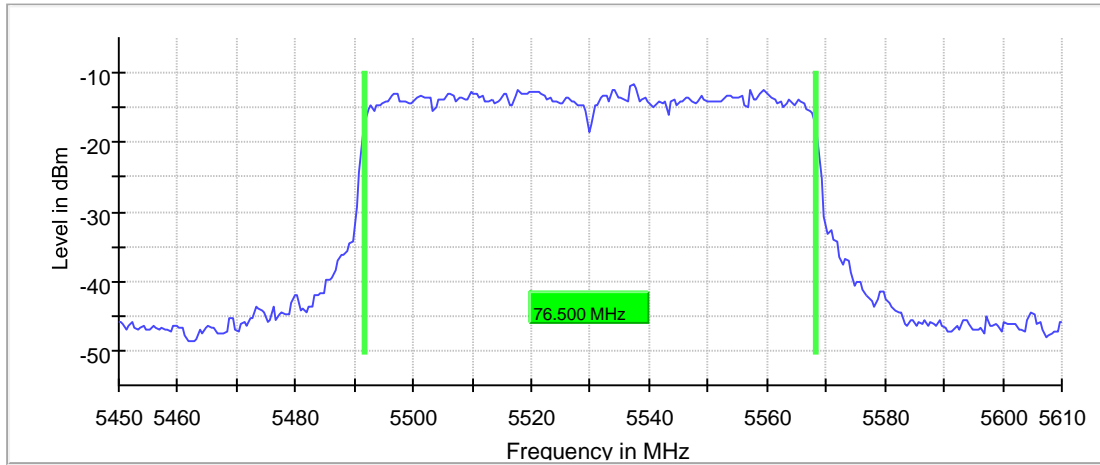
### 99 % Bandwidth

DUT Frequency (MHz)	Bandwidth (MHz)	Limit Min (MHz)	Limit Max (MHz)	Band Edge Left (MHz)	Band Edge Right (MHz)
5530.000000	76.500000	---	---	5491.750000	5568.250000

(continuation of the "99 % Bandwidth" table from column 6 ...)

DUT Frequency (MHz)	Result
5530.000000	PASS

99 % Bandwidth



Date: 2.SEP.2021 13:36:18

## Emission Bandwidth 26 dB (5610 MHz; 24.000 dBm; 80 MHz)

Customized settings.

Max level (-11.5 dBm) more than 34.0 dB below the nominal power level.

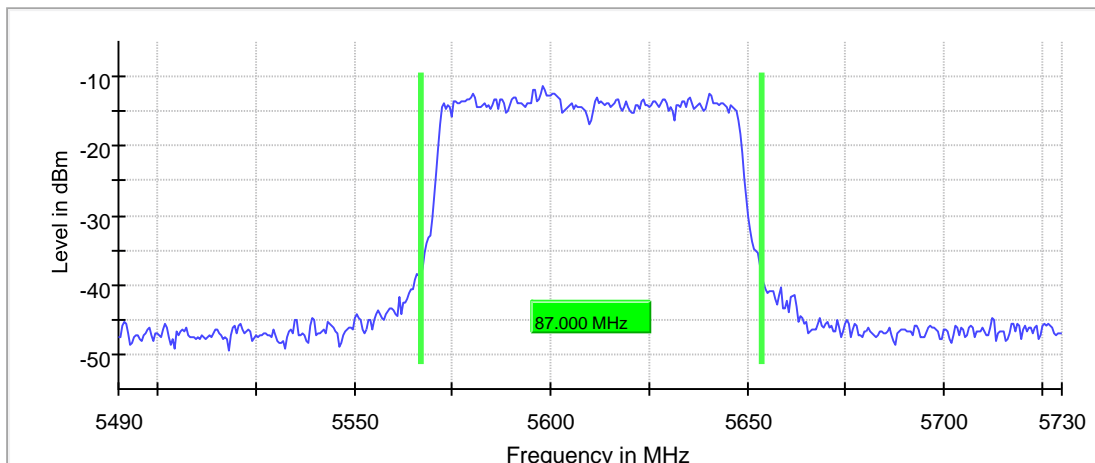
### 26 dB Bandwidth

DUT Frequency (MHz)	Bandwidth (MHz)	Limit Min (MHz)	Limit Max (MHz)	Band Edge Left (MHz)	Band Edge Right (MHz)
5610.000000	87.000000	---	---	5566.750000	5653.750000

(continuation of the "26 dB Bandwidth" table from column 6 ...)

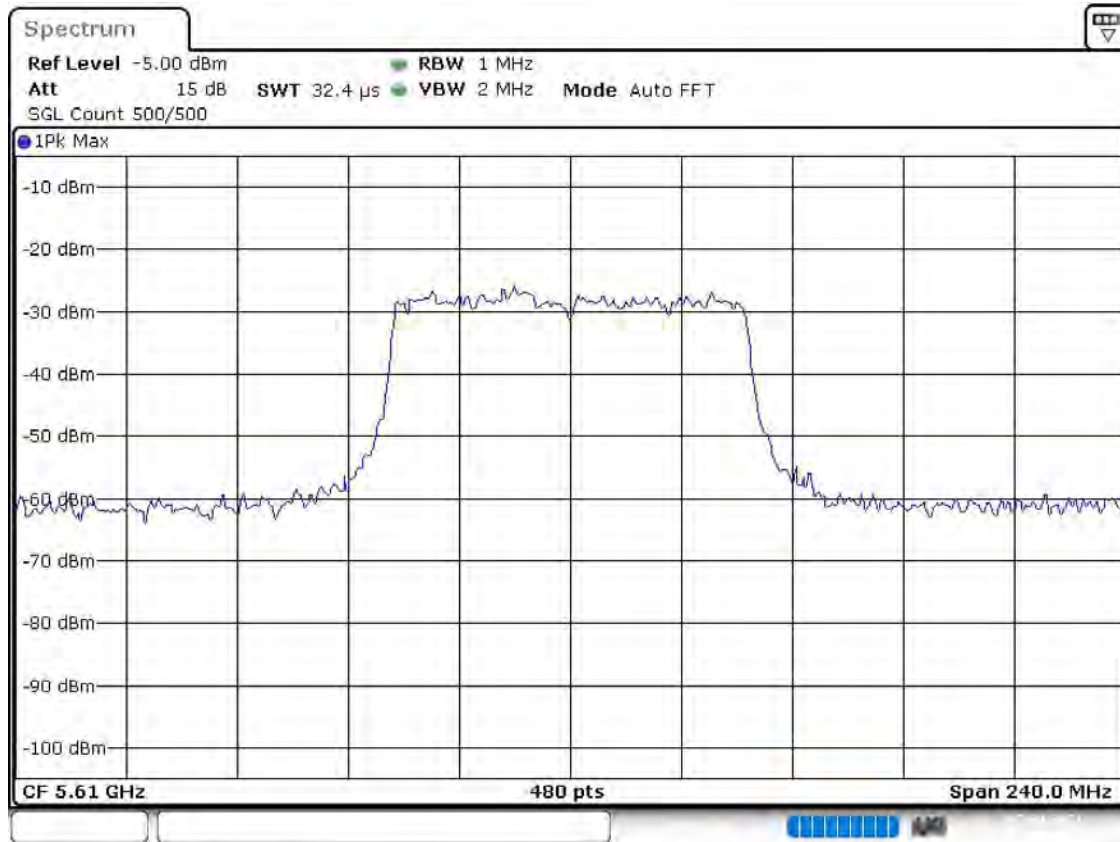
DUT Frequency (MHz)	Max Level (dBm)	Result
5610.000000	-11.5	PASS

26 dB Bandwidth



Bandwidth





Date: 2.SEP.2021 13:36:51

### Occupied Channel Bandwidth 99% (5610 MHz; 24.000 dBm; 80 MHz)

Customized settings.

Max level (-11.4 dBm) more than 34.0 dB below the nominal power level.

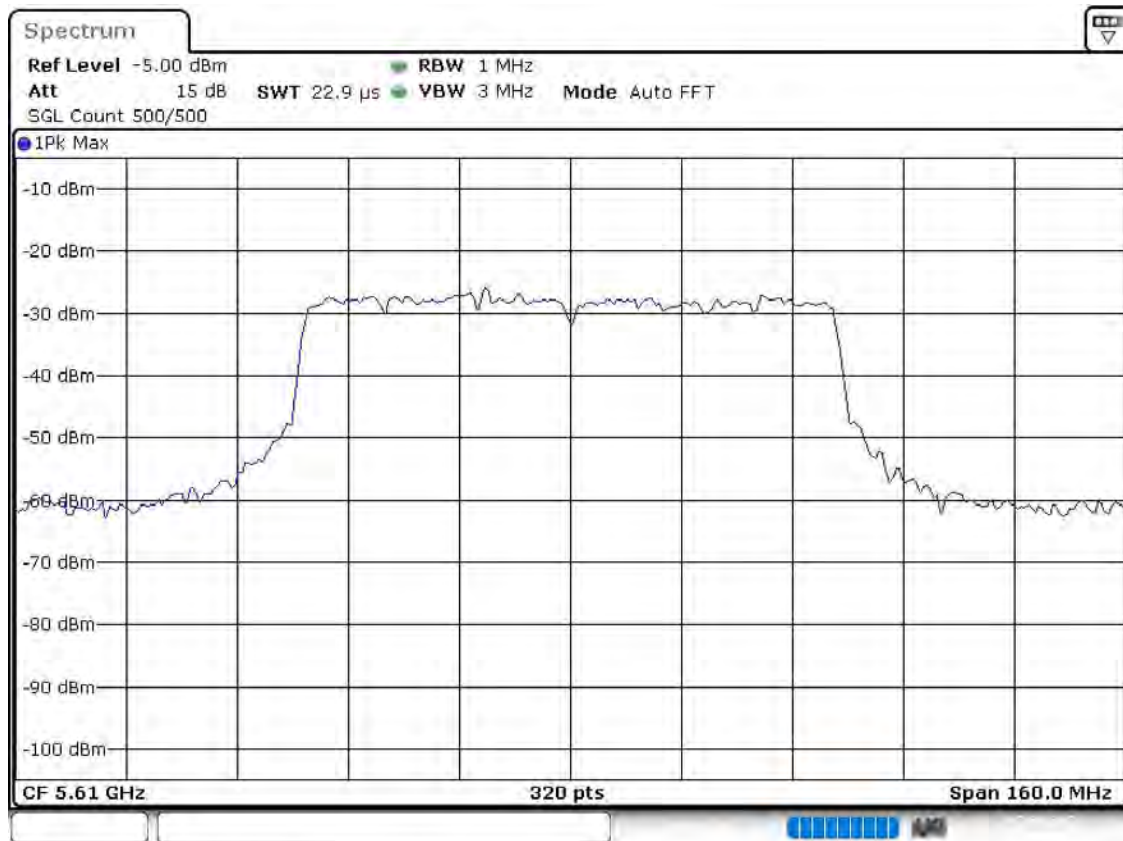
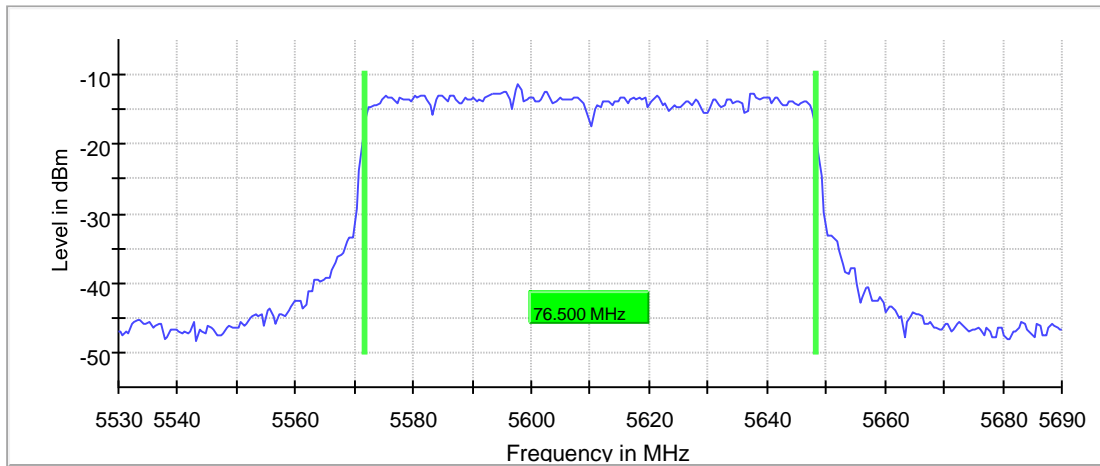
### 99 % Bandwidth

DUT Frequency (MHz)	Bandwidth (MHz)	Limit Min (MHz)	Limit Max (MHz)	Band Edge Left (MHz)	Band Edge Right (MHz)
5610.000000	76.500000	---	---	5571.750000	5648.250000

(continuation of the "99 % Bandwidth" table from column 6 ...)

DUT Frequency (MHz)	Result
5610.000000	PASS

99 % Bandwidth



Date: 2.SEP.2021 13:37:53

## Emission Bandwidth 26 dB (5690 MHz; 24.000 dBm; 80 MHz)

Customized settings.

Max level (-10.6 dBm) more than 34.0 dB below the nominal power level.

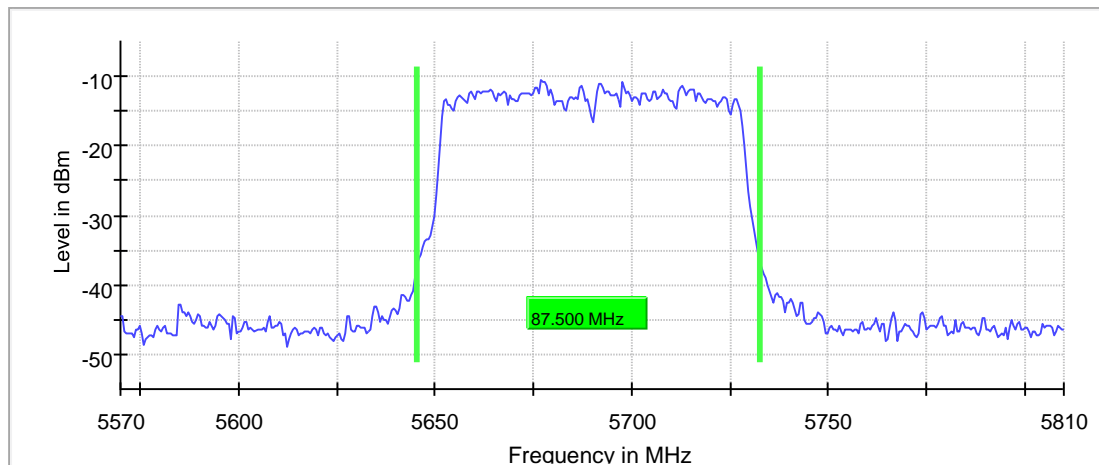
### 26 dB Bandwidth

DUT Frequency (MHz)	Bandwidth (MHz)	Bandwidth U-NII 2C (MHz)	Bandwidth U-NII 3 (MHz)	Limit Min (MHz)	Limit Max (MHz)
5690.000000	87.500000	79.750000	7.750000	---	---

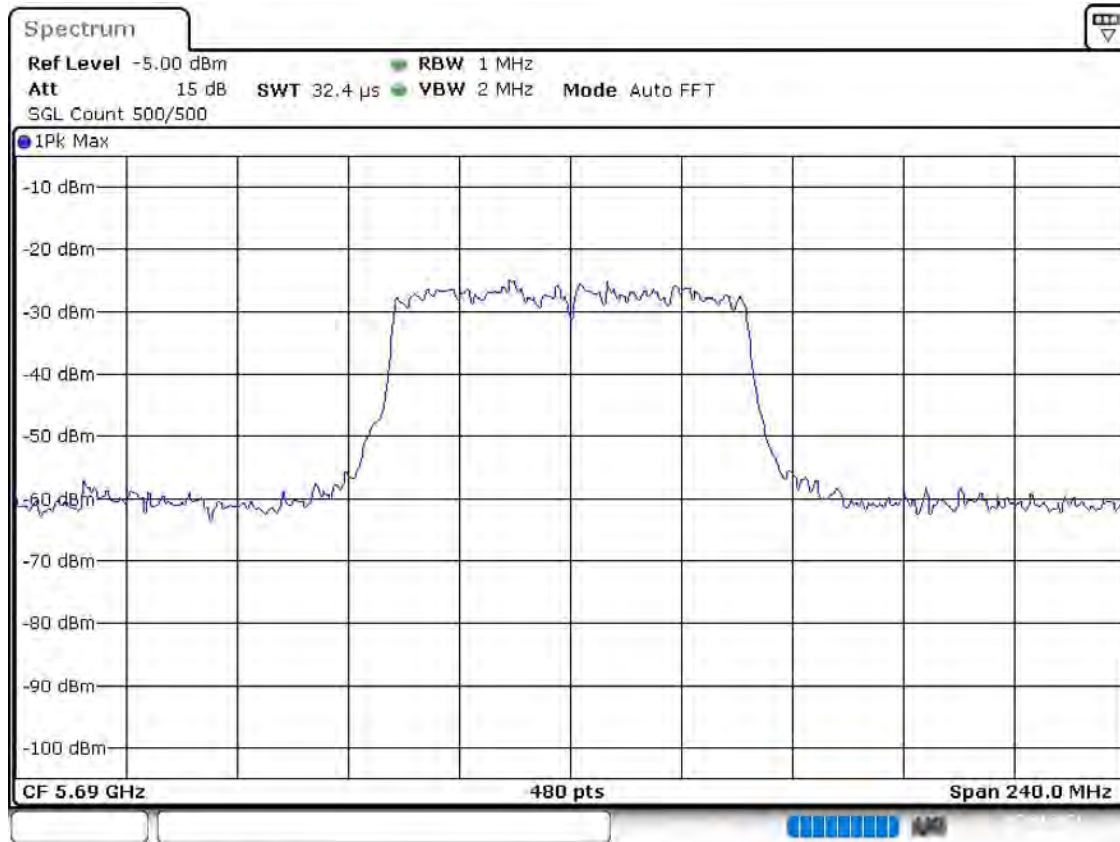
(continuation of the "26 dB Bandwidth" table from column 6 ...)

DUT Frequency (MHz)	Band Edge Left (MHz)	Band Edge Right (MHz)	Max Level (dBm)	Result
5690.000000	5645.250000	5732.750000	-10.6	PASS

26 dB Bandwidth



Bandwidth



Date: 2.SEP.2021 13:38:24

### Occupied Channel Bandwidth 99% (5690 MHz; 24.000 dBm; 80 MHz)

Customized settings.

Max level (-11.1 dBm) more than 34.0 dB below the nominal power level.

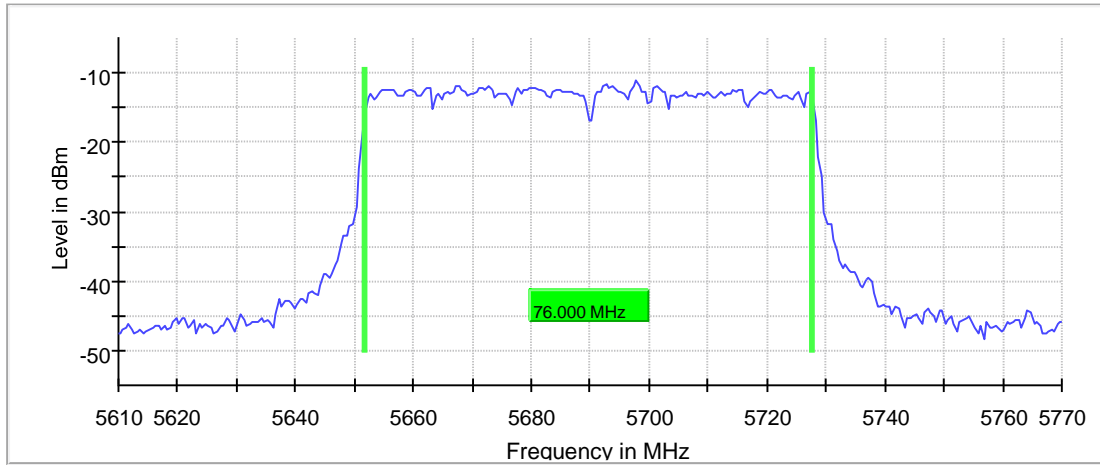
### 99 % Bandwidth

DUT Frequency (MHz)	Bandwidth (MHz)	Bandwidth U-NII 2C (MHz)	Bandwidth U-NII 3 (MHz)	Limit Min (MHz)	Limit Max (MHz)
5690.000000	76.000000	73.250000	2.750000	---	---

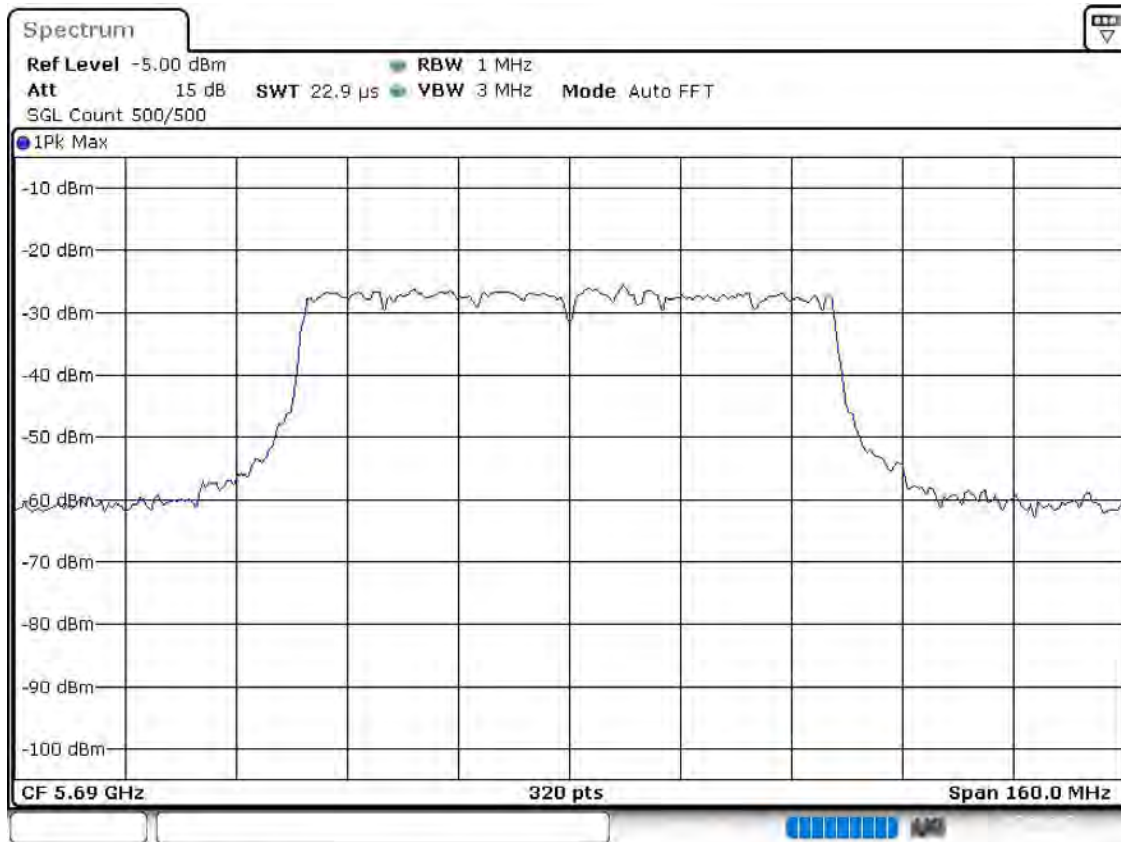
(continuation of the "99 % Bandwidth" table from column 6 ...)

DUT Frequency (MHz)	Band Edge Left (MHz)	Band Edge Right (MHz)	Result
5690.000000	5651.750000	5727.750000	PASS

99 % Bandwidth



Bandwidth



Date: 2.SEP.2021 13:39:26

### 1.2.3 HT mode (n):

## Summary

Test	Frequency (MHz)	Nominal Power (dBm)	Nominal Bandwidth (MHz)	Result
Emission Bandwidth 26 dB	5500.000	24.0	20.000000	PASS
RF output power	5500.000	24.0	20.000000	PASS
Power Spectral Density	5500.000	24.0	20.000000	PASS
Occupied Channel Bandwidth 99%	5500.000	24.0	20.000000	PASS
Emission Bandwidth 26 dB	5600.000	24.0	20.000000	PASS
Occupied Channel Bandwidth 99%	5600.000	24.0	20.000000	PASS
Emission Bandwidth 26 dB	5720.000	24.0	20.000000	PASS
Occupied Channel Bandwidth 99%	5720.000	24.0	20.000000	PASS
Emission Bandwidth 26 dB	5510.000	24.0	40.000000	PASS
Occupied Channel Bandwidth 99%	5510.000	24.0	40.000000	PASS
Emission Bandwidth 26 dB	5590.000	24.0	40.000000	PASS
Occupied Channel Bandwidth 99%	5590.000	24.0	40.000000	PASS
Emission Bandwidth 26 dB	5710.000	24.0	40.000000	PASS
Occupied Channel Bandwidth 99%	5710.000	24.0	40.000000	PASS

## Emission Bandwidth 26 dB (5500 MHz; 24.000 dBm; 20 MHz)

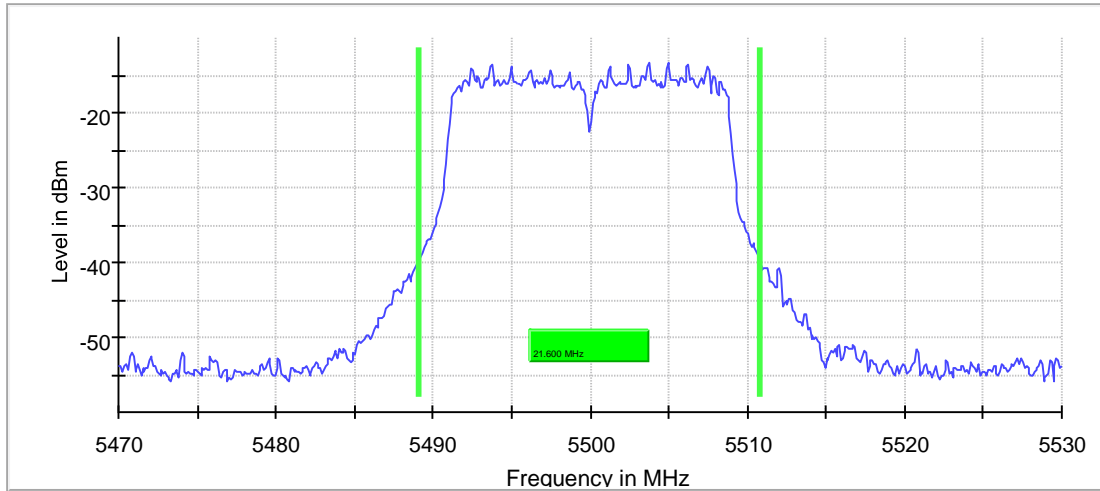
Customized settings.

## 26 dB Bandwidth

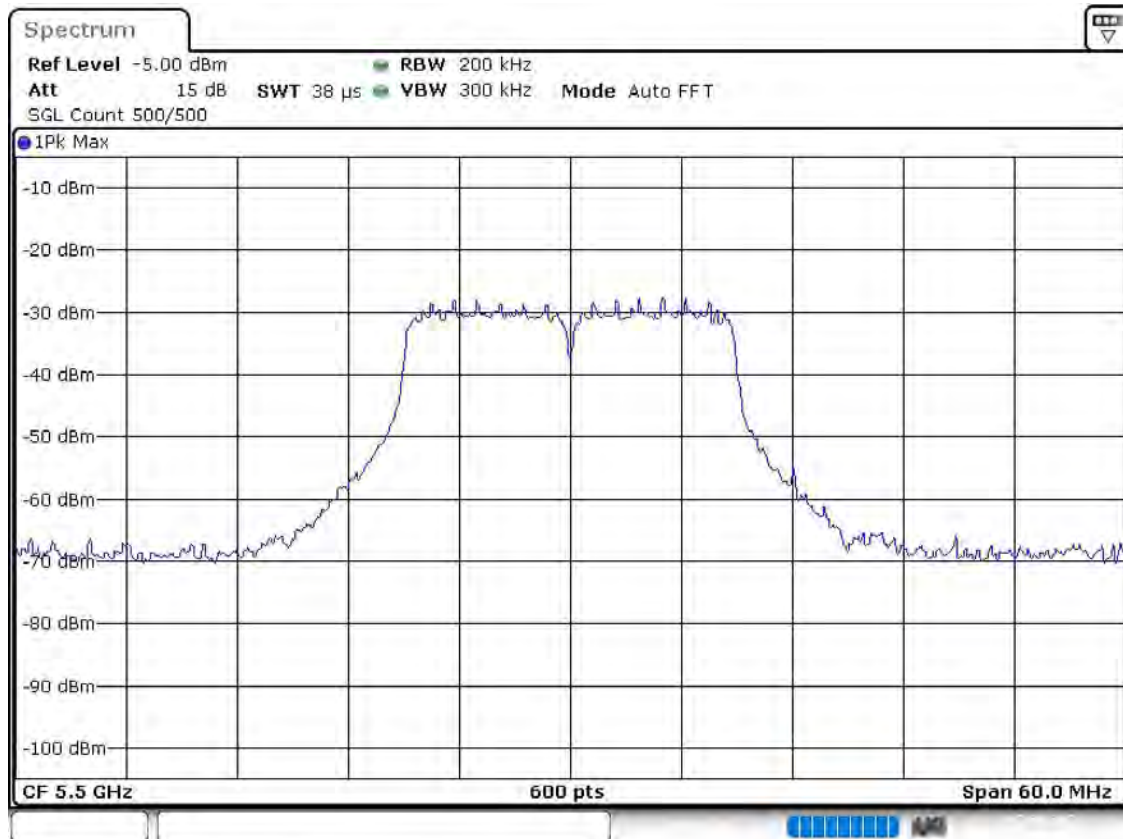
DUT Frequency (MHz)	Bandwidth (MHz)	Limit Min (MHz)	Limit Max (MHz)	Band Edge Left (MHz)	Band Edge Right (MHz)
5500.000000	21.600000	---	---	5489.150000	5510.750000

(continuation of the "26 dB Bandwidth" table from column 6 ...)

DUT Frequency (MHz)	Max Level (dBm)	Result
5500.000000	-13.3	PASS



Bandwidth



Date: 2.SEP.2021 12:56:57

## Measurement

Setting	Instrument Value	Target Value
Start Frequency	5.47000 GHz	5.47000 GHz
Stop Frequency	5.53000 GHz	5.53000 GHz
Span	60.000 MHz	60.000 MHz
RBW	200.000 kHz	~ 200.000 kHz
VBW	300.000 kHz	>= 240.000 kHz
SweepPoints	600	~ 600
Sweeptime	37.969 $\mu$ s	AUTO
Reference Level	-5.000 dBm	-5.000 dBm
Attenuation	15.000 dB	AUTO
Detector	MaxPeak	MaxPeak
SweepCount	500	500
Filter	3 dB	3 dB
Trace Mode	Max Hold	Max Hold
Sweeptype	FFT	AUTO
Preamp	off	off

## RF output power (5500 MHz; 24.000 dBm; 20 MHz)

Customized settings.

## Result

DUT Frequency (MHz)	Gated RMS (dBm)	Limit Max (dBm)	Gated EIRP (dBm)	DutyCycle (%)	Result
5500.000000	3.5	24.0	3.5	95.789	PASS

## OSP PowerMeter settings

Setting	Instrument Value	Target Value
Measurement Time	1.000 s	1.000 s
Points	1000000	1000000
Time resolution	1.000 $\mu$ s	1.000 $\mu$ s



## Power Spectral Density (5500 MHz; 24.000 dBm; 20 MHz)

Customized settings.

### Result

DUT Frequency (MHz)	Frequency (MHz)	PSD (dBm)	Limit Max (dBm)	Result
5500.000000	5494.059406	-11.309	11.0	PASS

### Ports

Port	State
1	used
2	used

### Measurement

Setting	Instrument Value	Target Value
Start Frequency	5.49000 GHz	5.49000 GHz
Stop Frequency	5.51000 GHz	5.51000 GHz
Span	20.000 MHz	20.000 MHz
RBW	1.000 MHz	<= 1.000 MHz
VBW	3.000 MHz	>= 3.000 MHz
SweepPoints	101	~ 40
Sweeptime	3.788 $\mu$ s	AUTO
Reference Level	0.000 dBm	0.000 dBm
Attenuation	20.000 dB	AUTO
Detector	RMS	RMS
SweepCount	100	100
Filter	3 dB	3 dB
Trace Mode	Average Power	Average Power
Sweeptype	FFT	AUTO
Preamp	off	off

## Occupied Channel Bandwidth 99% (5500 MHz; 24.000 dBm; 20 MHz)

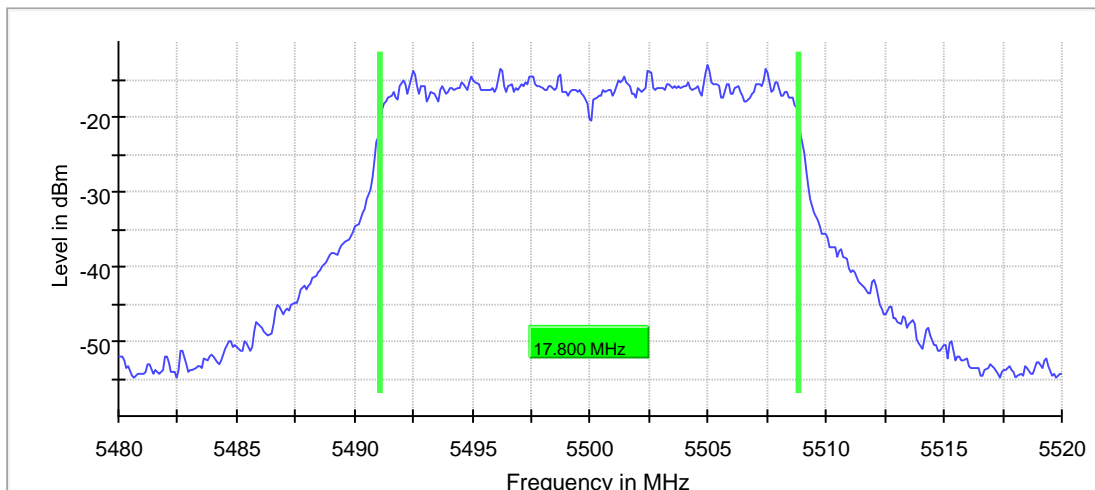
Customized settings.

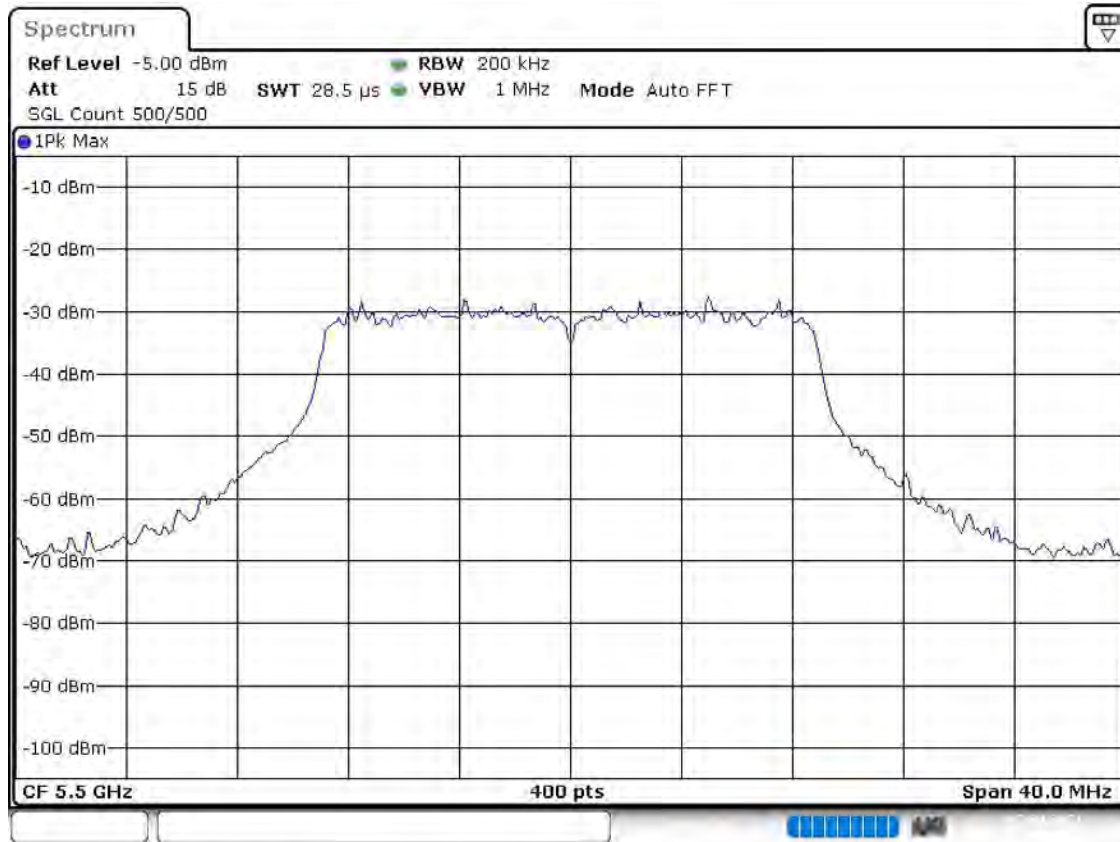
### 99 % Bandwidth

DUT Frequency (MHz)	Bandwidth (MHz)	Limit Min (MHz)	Limit Max (MHz)	Band Edge Left (MHz)	Band Edge Right (MHz)
5500.000000	17.800000	---	---	5491.050000	5508.850000

(continuation of the "99 % Bandwidth" table from column 6 ...)

DUT Frequency (MHz)	Result
5500.000000	PASS





Date: 2.SEP.2021 12:57:53

## Measurement

Setting	Instrument Value	Target Value
Start Frequency	5.48000 GHz	5.48000 GHz
Stop Frequency	5.52000 GHz	5.52000 GHz
Span	40.000 MHz	40.000 MHz
RBW	200.000 kHz	$\geq$ 200.000 kHz
VBW	1.000 MHz	$\geq$ 600.000 kHz
SweepPoints	400	$\sim$ 400
Sweeptime	28.477 $\mu$ s	AUTO
Reference Level	-5.000 dBm	-5.000 dBm
Attenuation	15.000 dB	AUTO
Detector	MaxPeak	MaxPeak
SweepCount	500	500
Filter	3 dB	3 dB
Trace Mode	Max Hold	Max Hold
Sweeptype	FFT	AUTO
Preamp	off	off

## Emission Bandwidth 26 dB (5600 MHz; 24.000 dBm; 20 MHz)

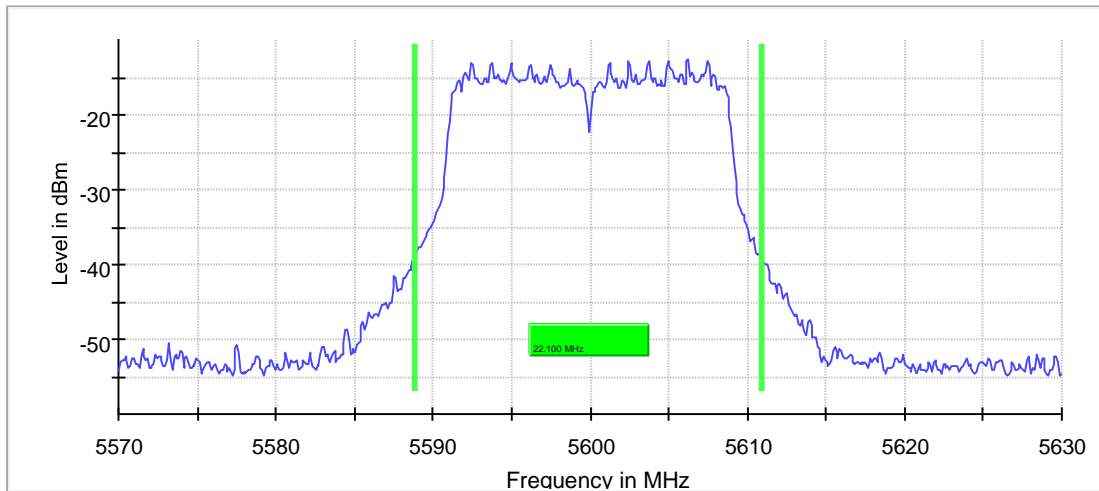
Customized settings.

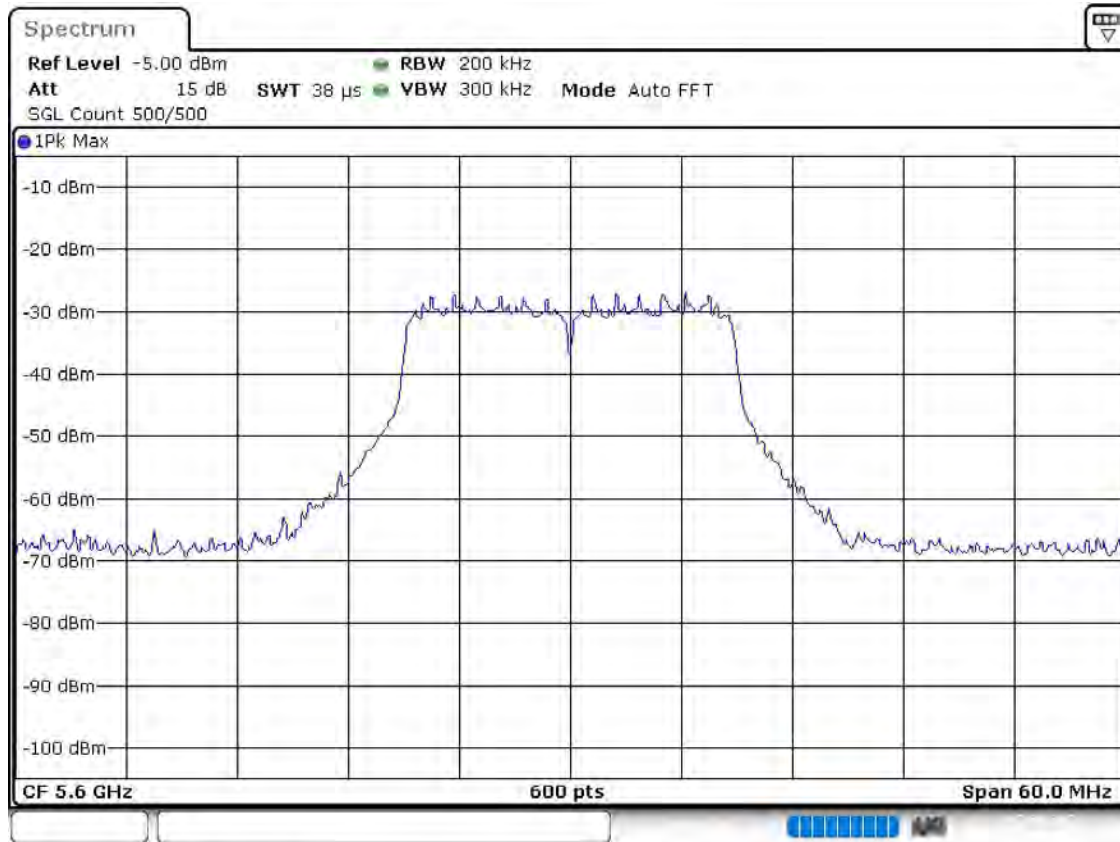
### 26 dB Bandwidth

DUT Frequency (MHz)	Bandwidth (MHz)	Limit Min (MHz)	Limit Max (MHz)	Band Edge Left (MHz)	Band Edge Right (MHz)
5600.000000	22.100000	---	---	5588.850000	5610.950000

(continuation of the "26 dB Bandwidth" table from column 6 ...)

DUT Frequency (MHz)	Max Level (dBm)	Result
5600.000000	-12.6	PASS





Date: 2.SEP.2021 12:58:14

### Occupied Channel Bandwidth 99% (5600 MHz; 24.000 dBm; 20 MHz)

Customized settings.

Max level (-12.8 dBm) more than 35.0 dB below the nominal power level.

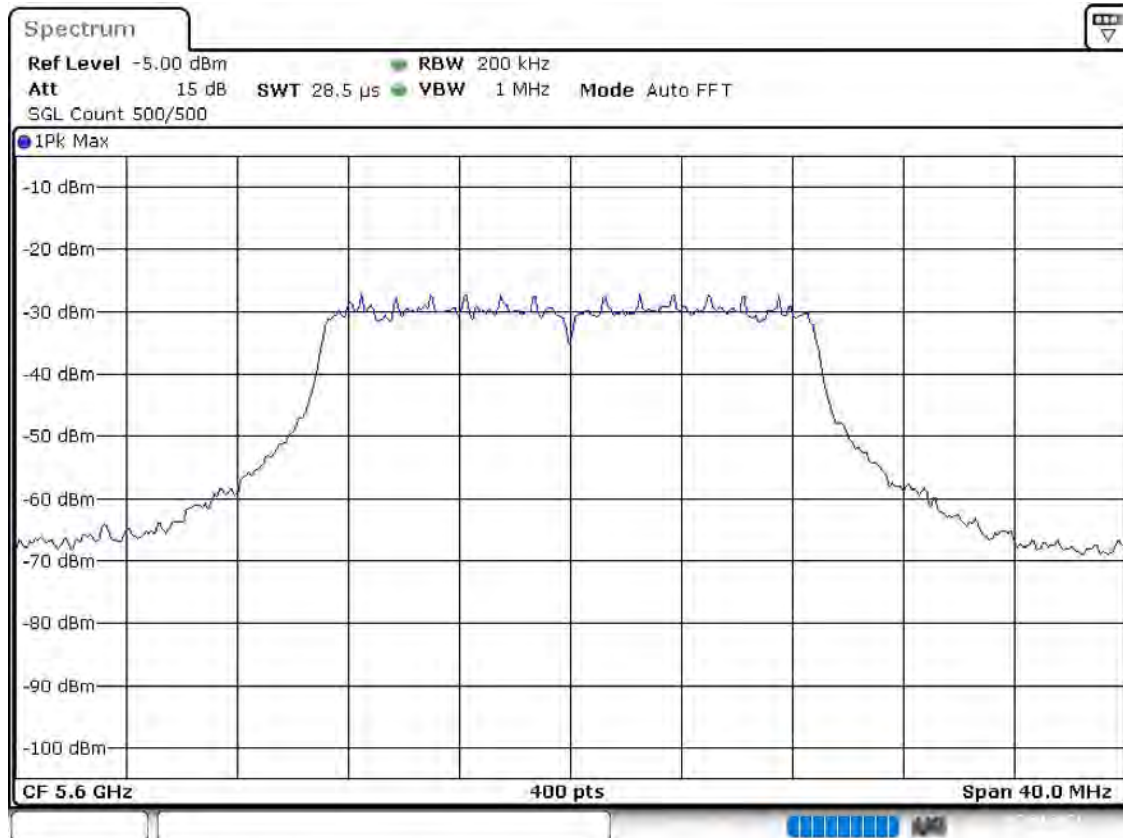
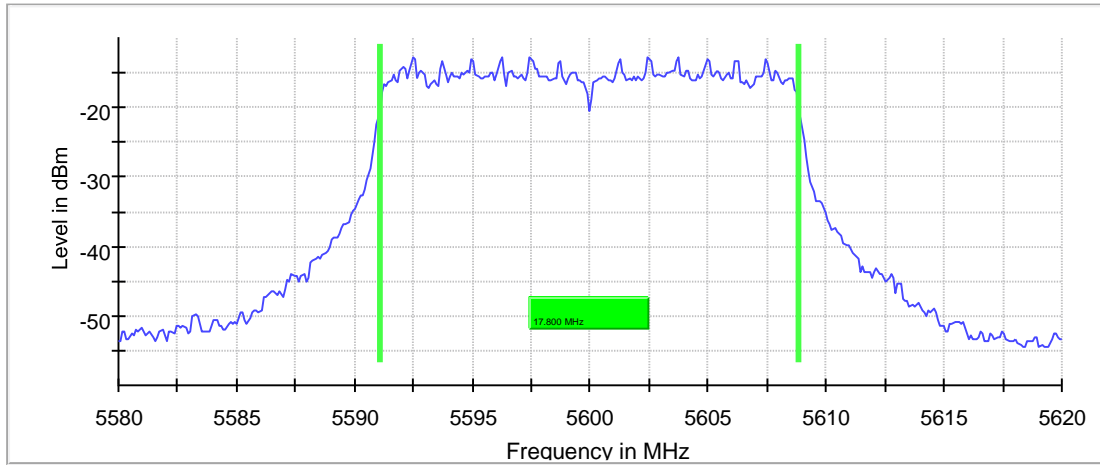
### 99 % Bandwidth

DUT Frequency (MHz)	Bandwidth (MHz)	Limit Min (MHz)	Limit Max (MHz)	Band Edge Left (MHz)	Band Edge Right (MHz)
5600.000000	17.800000	---	---	5591.050000	5608.850000

(continuation of the "99 % Bandwidth" table from column 6 ...)

DUT Frequency (MHz)	Result
5600.000000	PASS

99 % Bandwidth



Date: 2.SEP.2021 13:02:17

## Emission Bandwidth 26 dB (5720 MHz; 24.000 dBm; 20 MHz)

Customized settings.

Max level (-11.7 dBm) more than 35.0 dB below the nominal power level.

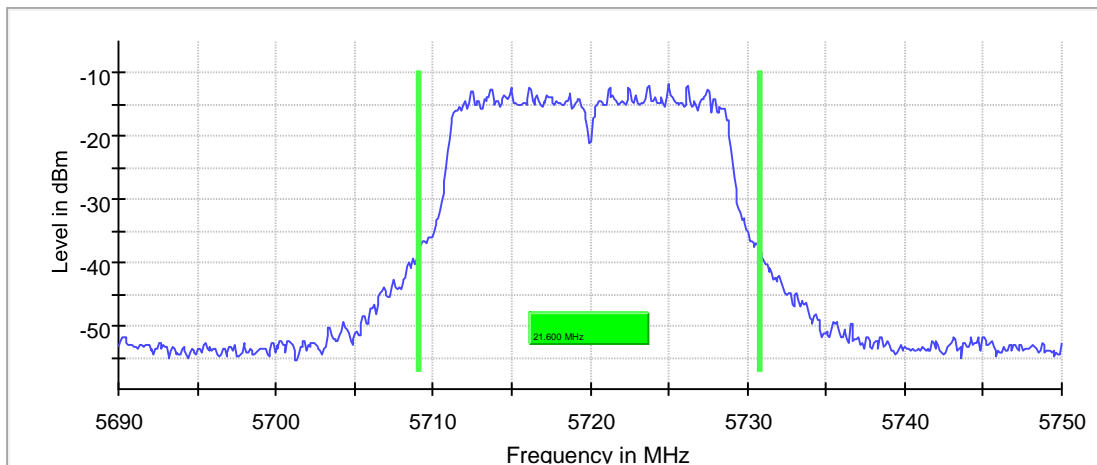
### 26 dB Bandwidth

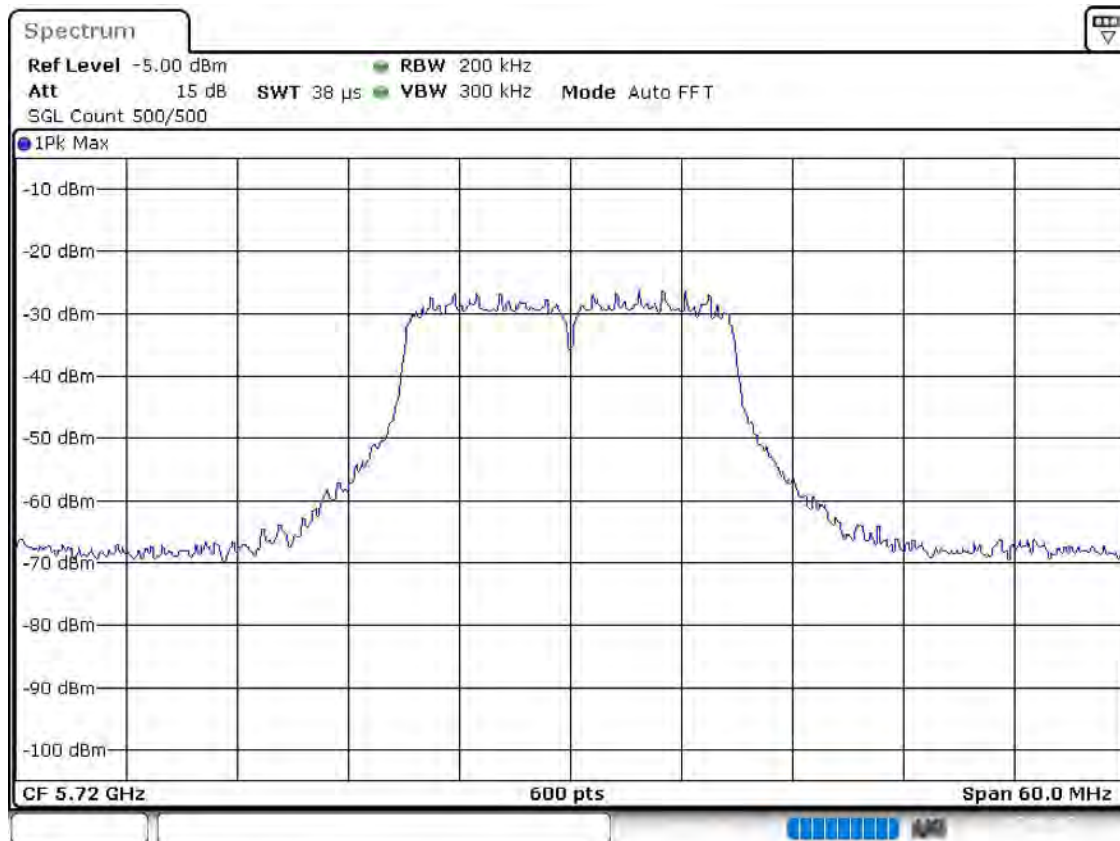
DUT Frequency (MHz)	Bandwidth (MHz)	Bandwidth U-NII 2C (MHz)	Bandwidth U-NII 3 (MHz)	Limit Min (MHz)	Limit Max (MHz)
5720.000000	21.600000	15.850000	5.750000	---	---

(continuation of the "26 dB Bandwidth" table from column 6 ...)

DUT Frequency (MHz)	Band Edge Left (MHz)	Band Edge Right (MHz)	Max Level (dBm)	Result
5720.000000	5709.150000	5730.750000	-11.7	PASS

26 dB Bandwidth





Date: 2.SEP.2021 13:02:37

### Occupied Channel Bandwidth 99% (5720 MHz; 24.000 dBm; 20 MHz)

Customized settings.

Max level (-12.5 dBm) more than 35.0 dB below the nominal power level.

### 99 % Bandwidth

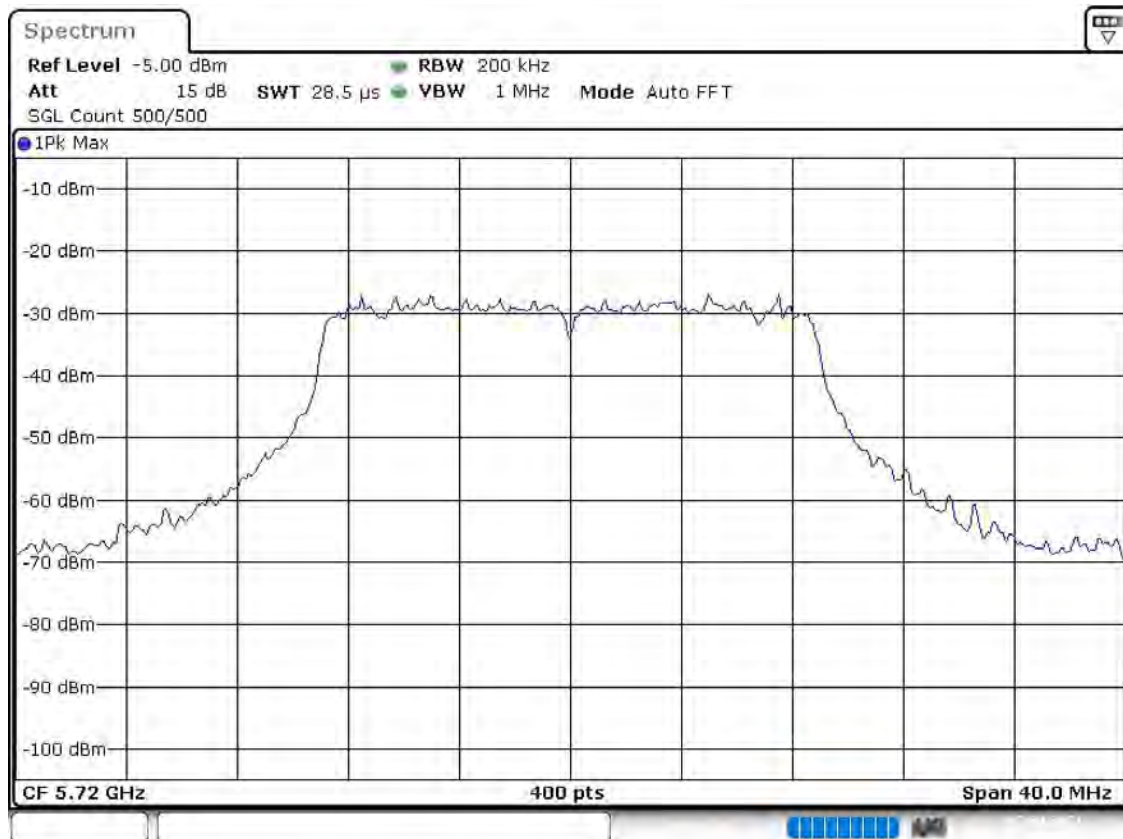
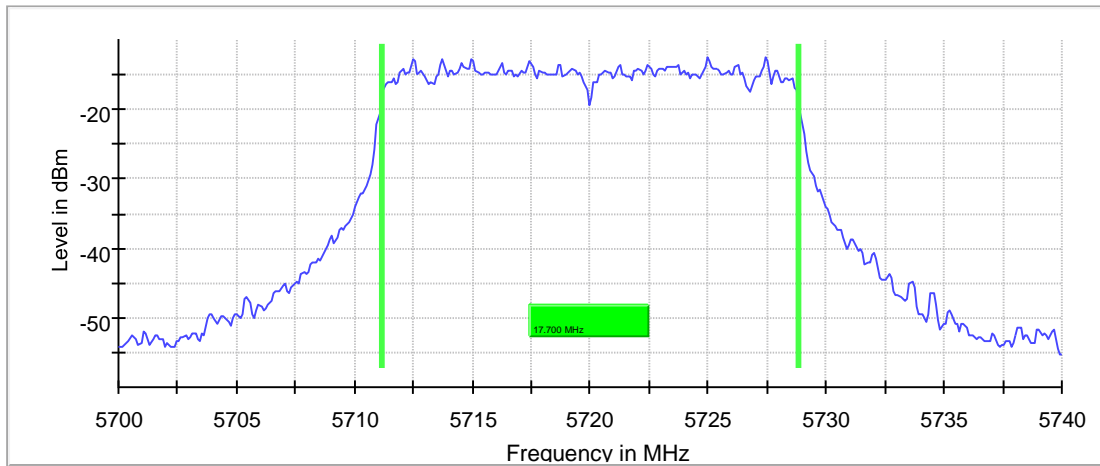
DUT Frequency (MHz)	Bandwidth (MHz)	Bandwidth U-NII 2C (MHz)	Bandwidth U-NII 3 (MHz)	Limit Min (MHz)	Limit Max (MHz)
5720.000000	17.700000	13.850000	3.850000	---	---

(continuation of the "99 % Bandwidth" table from column 6 ...)

DUT Frequency (MHz)	Band Edge Left (MHz)	Band Edge Right (MHz)	Result
5720.000000	5711.150000	5728.850000	PASS



99 % Bandwidth



Date: 2.SEP.2021 13:03:31

## Emission Bandwidth 26 dB (5510 MHz; 24.000 dBm; 40 MHz)

Customized settings.

Max level (-15.1 dBm) more than 36.0 dB below the nominal power level.

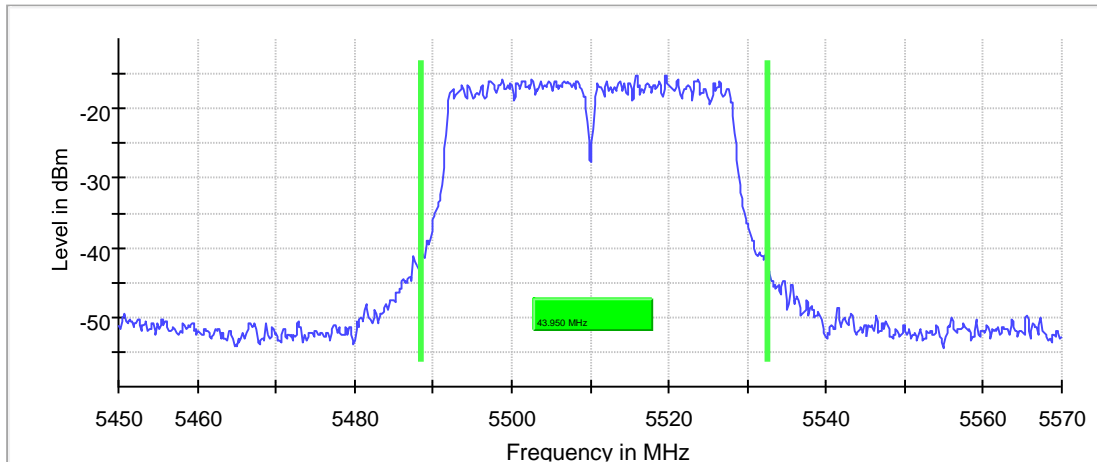
### 26 dB Bandwidth

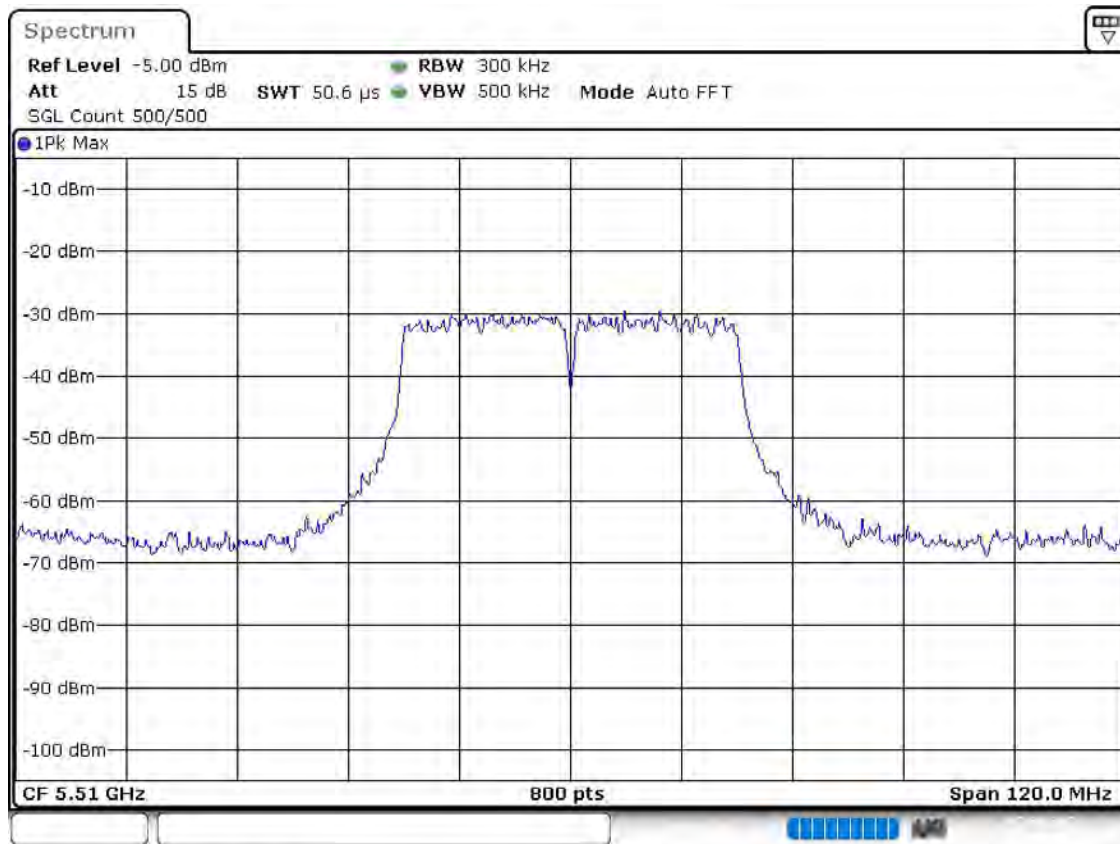
DUT Frequency (MHz)	Bandwidth (MHz)	Limit Min (MHz)	Limit Max (MHz)	Band Edge Left (MHz)	Band Edge Right (MHz)
5510.000000	43.950000	---	---	5488.475000	5532.425000

(continuation of the "26 dB Bandwidth" table from column 6 ...)

DUT Frequency (MHz)	Max Level (dBm)	Result
5510.000000	-15.1	PASS

26 dB Bandwidth





Date: 2.SEP.2021 13:05:22

### Occupied Channel Bandwidth 99% (5510 MHz; 24.000 dBm; 40 MHz)

Customized settings.

Max level (-12.9 dBm) more than 34.0 dB below the nominal power level.

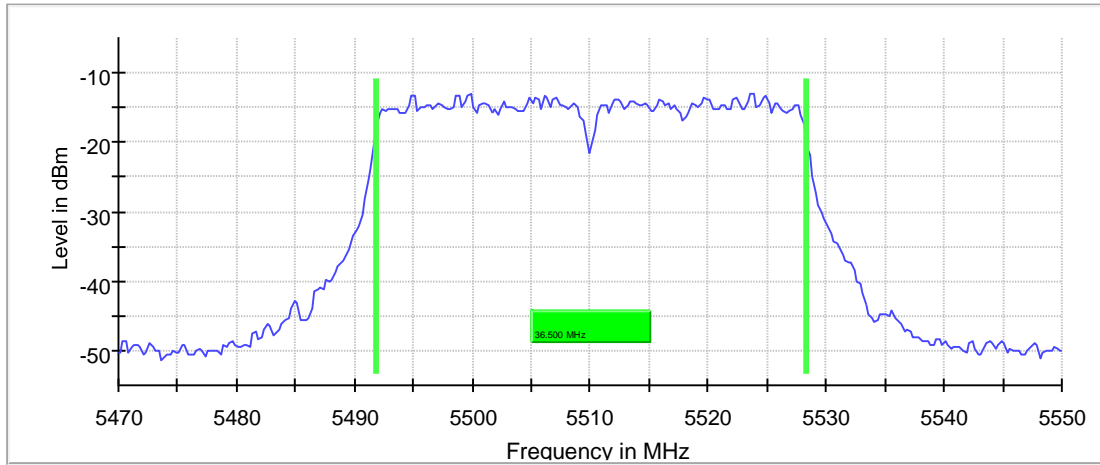
### 99 % Bandwidth

DUT Frequency (MHz)	Bandwidth (MHz)	Limit Min (MHz)	Limit Max (MHz)	Band Edge Left (MHz)	Band Edge Right (MHz)
5510.000000	36.500000	---	---	5491.875000	5528.375000

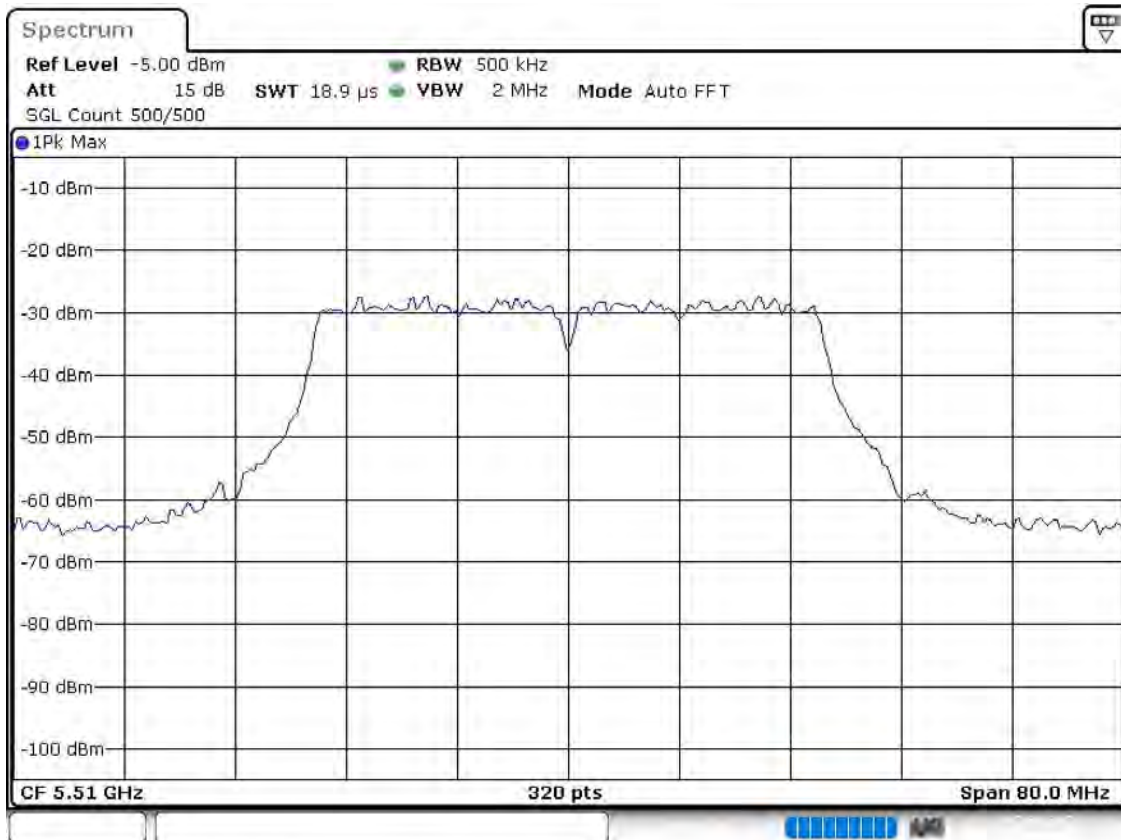
(continuation of the "99 % Bandwidth" table from column 6 ...)

DUT Frequency (MHz)	Result
5510.000000	PASS

99 % Bandwidth



Bandwidth



Date: 2.SEP.2021 13:06:19

## Emission Bandwidth 26 dB (5590 MHz; 24.000 dBm; 40 MHz)

Customized settings.

Max level (-15.1 dBm) more than 36.0 dB below the nominal power level.

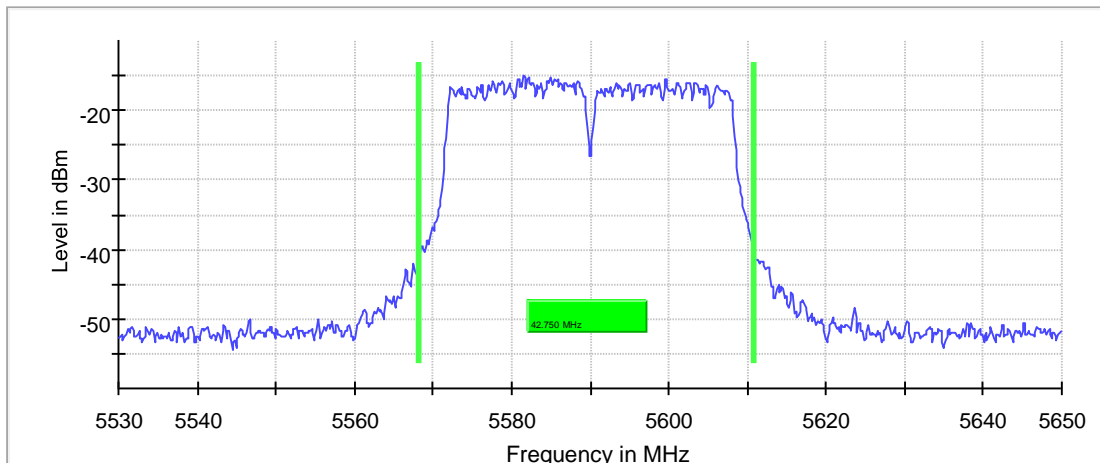
### 26 dB Bandwidth

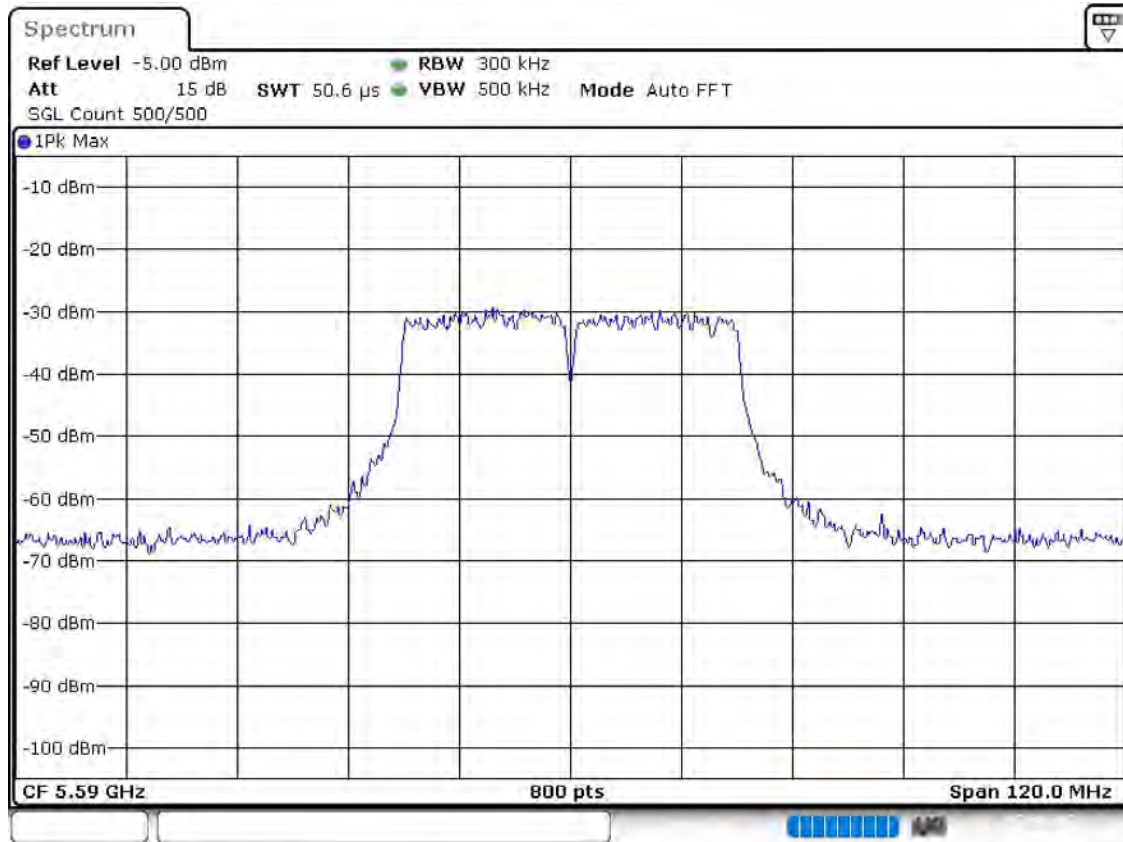
DUT Frequency (MHz)	Bandwidth (MHz)	Limit Min (MHz)	Limit Max (MHz)	Band Edge Left (MHz)	Band Edge Right (MHz)
5590.000000	42.750000	---	---	5568.175000	5610.925000

(continuation of the "26 dB Bandwidth" table from column 6 ...)

DUT Frequency (MHz)	Max Level (dBm)	Result
5590.000000	-15.1	PASS

26 dB Bandwidth





Date: 2.SEP.2021 13:08:01

**Occupied Channel Bandwidth 99% (5590 MHz; 24.000 dBm; 40 MHz)**

Customized settings.

Max level (-13.1 dBm) more than 34.0 dB below the nominal power level.

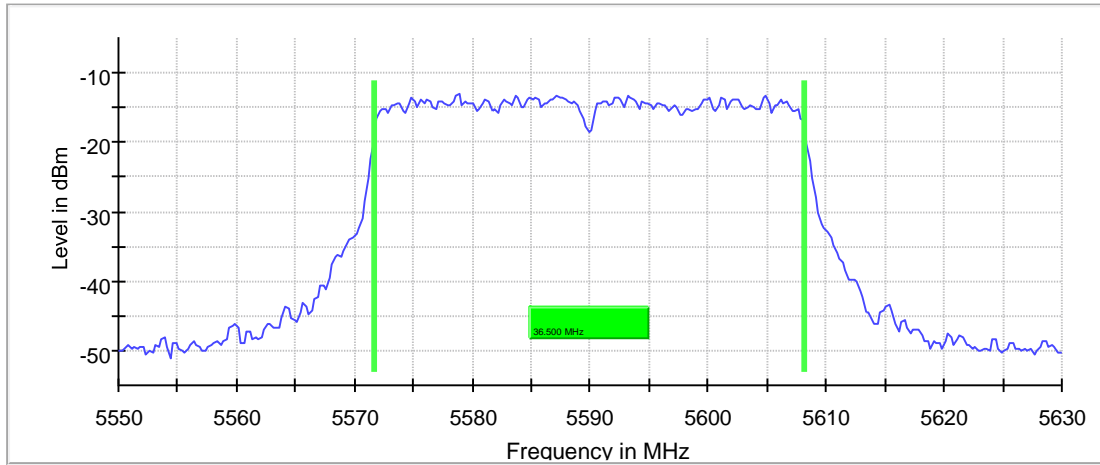
**99 % Bandwidth**

DUT Frequency (MHz)	Bandwidth (MHz)	Limit Min (MHz)	Limit Max (MHz)	Band Edge Left (MHz)	Band Edge Right (MHz)
5590.000000	36.500000	---	---	5571.625000	5608.125000

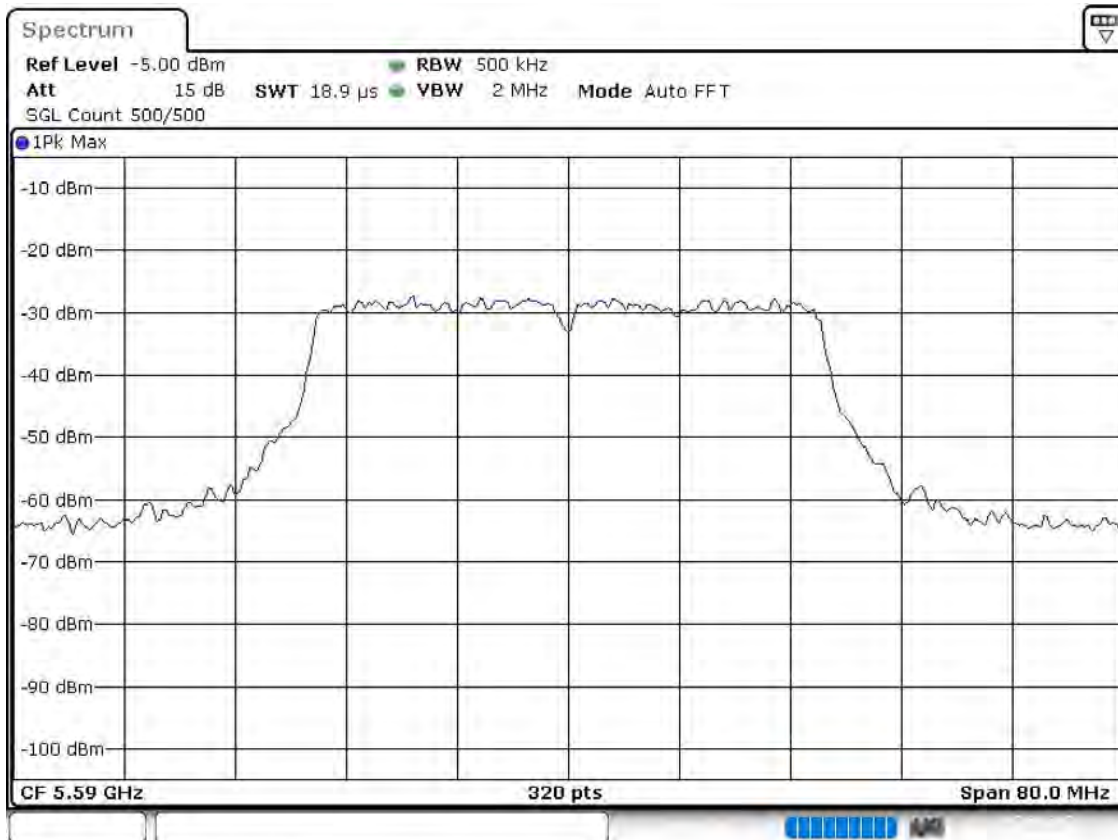
(continuation of the "99 % Bandwidth" table from column 6 ...)

DUT Frequency (MHz)	Result
5590.000000	PASS

99 % Bandwidth



Bandwidth



Date: 2.SEP.2021 13:08:56

## Emission Bandwidth 26 dB (5710 MHz; 24.000 dBm; 40 MHz)

Customized settings.

Max level (-14.0 dBm) more than 36.0 dB below the nominal power level.

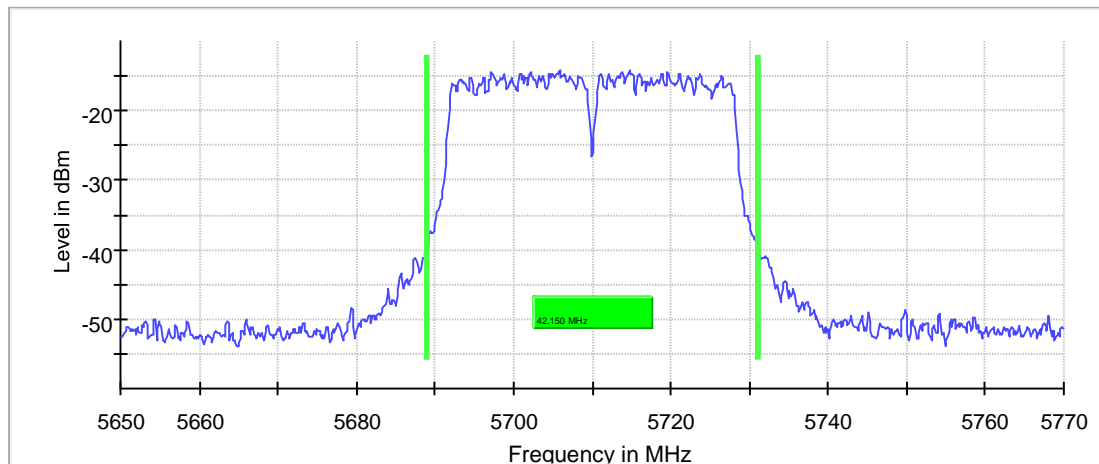
### 26 dB Bandwidth

DUT Frequency (MHz)	Bandwidth (MHz)	Bandwidth U-NII 2C (MHz)	Bandwidth U-NII 3 (MHz)	Limit Min (MHz)	Limit Max (MHz)
5710.000000	42.150000	36.075000	6.075000	---	---

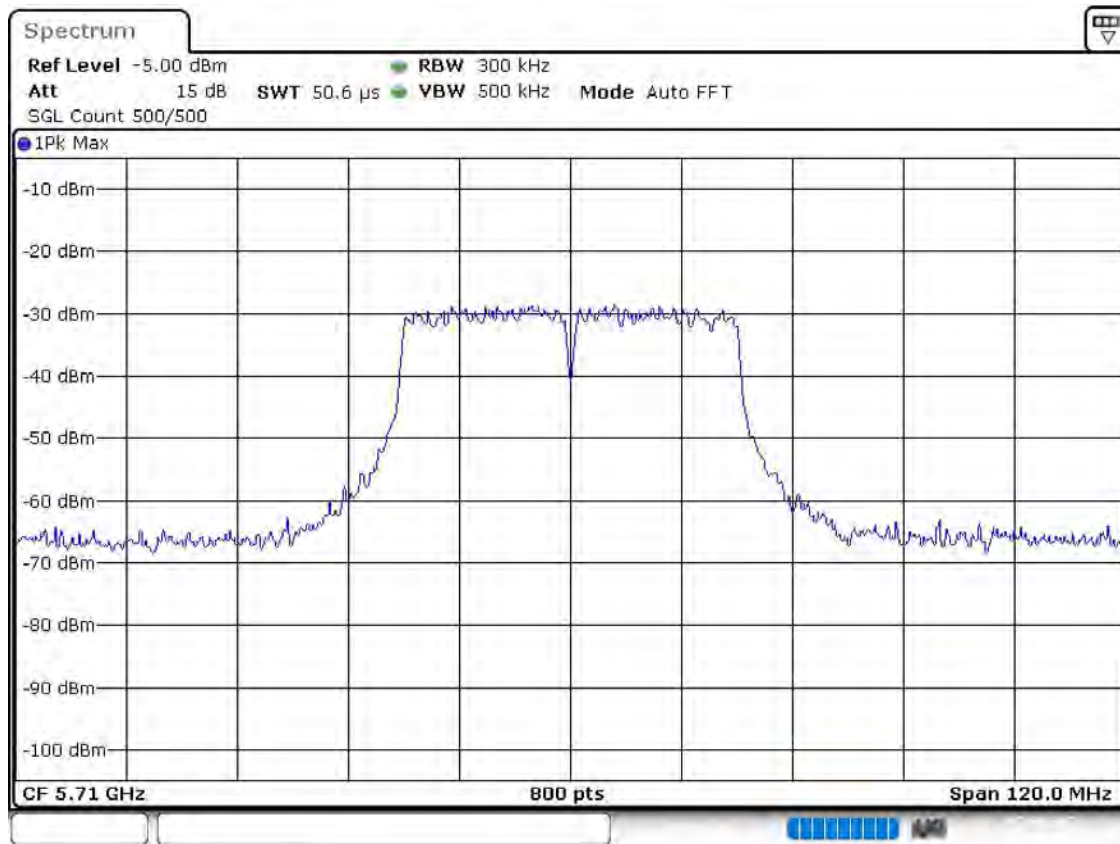
(continuation of the "26 dB Bandwidth" table from column 6 ...)

DUT Frequency (MHz)	Band Edge Left (MHz)	Band Edge Right (MHz)	Max Level (dBm)	Result
5710.000000	5688.925000	5731.075000	-14.0	PASS

26 dB Bandwidth







Date: 2.SEP.2021 13:10:57

### Occupied Channel Bandwidth 99% (5710 MHz; 24.000 dBm; 40 MHz)

Customized settings.

Max level (-11.4 dBm) more than 34.0 dB below the nominal power level.

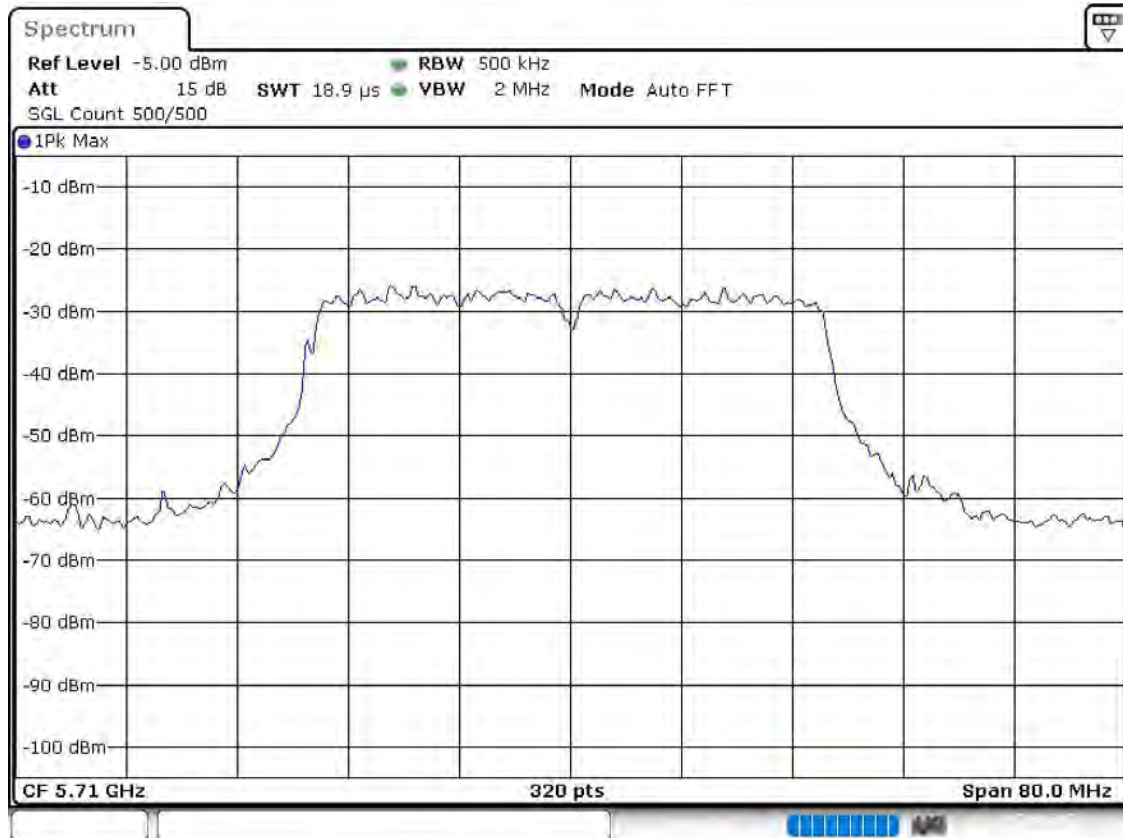
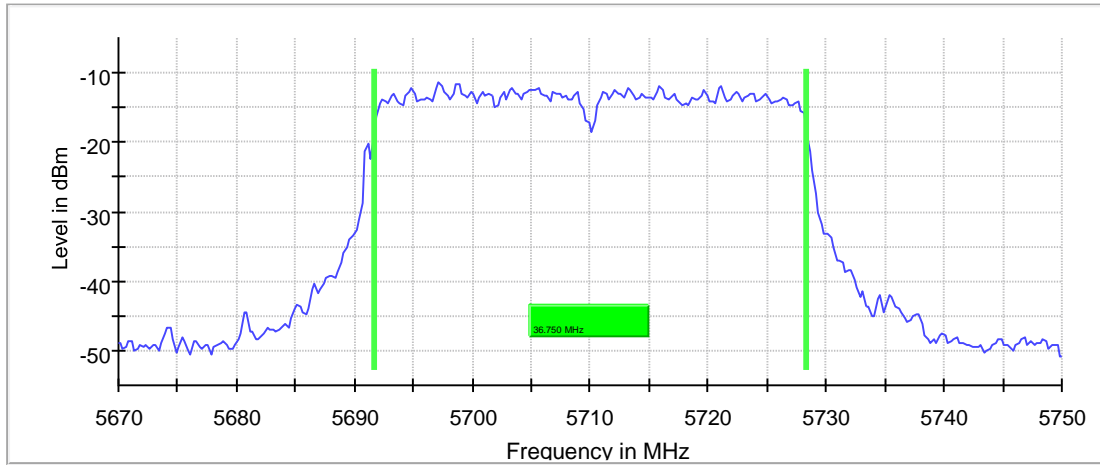
### 99 % Bandwidth

DUT Frequency (MHz)	Bandwidth (MHz)	Bandwidth U-NII 2C (MHz)	Bandwidth U-NII 3 (MHz)	Limit Min (MHz)	Limit Max (MHz)
5710.000000	36.750000	33.375000	3.375000	---	---

(continuation of the "99 % Bandwidth" table from column 6 ...)

DUT Frequency (MHz)	Band Edge Left (MHz)	Band Edge Right (MHz)	Result
5710.000000	5691.625000	5728.375000	PASS

99 % Bandwidth



Date: 2.SEP.2021 13:11:52

-- End of Test Report --

