



airFiber[®] 60

**airFiber[®] 60 GHz Radio
with 5 GHz Backup**

Model: AF60

QUICK START GUIDE

Package Contents



Dish



Main Arm



Stabilizer Arms
(Qty. 2)



Mounting
Bracket



Screw



U-Clamp



Flat Washers
(Qty. 2)



Lock Washers
(Qty. 2)



Flange Nuts
(Qty. 2)



Gigabit PoE (24V, 0.5A)
with Mounting Bracket



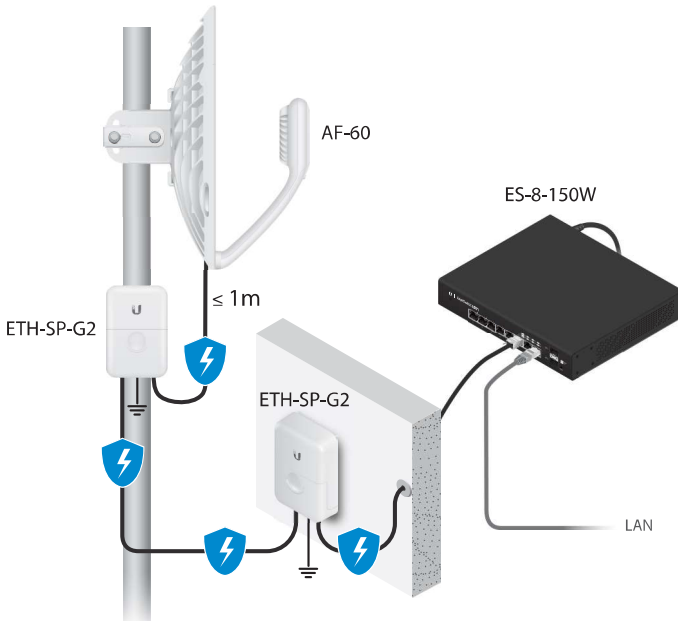
Power Cord

Installation Requirements

- Clear line of sight between airFiber AP and station
- Clear view of the sky for proper GPS operation
- Vertical mounting orientation
- Mounting point:
 - At least 1 m below the highest point on the structure
 - For tower installations, at least 3 m below the top of the tower
- Outdoor, shielded Category 6 (or above) cabling and shielded RJ45 connectors are required for all wired Ethernet connections.
- Surge protection should be used for all outdoor installations. We recommend that you use two Ethernet Surge Protectors, model ETH-SP-G2, one near the device and the other at the entry point to the building. The ETH-SP-G2 will absorb power surges and safely discharge them into the ground.




Note: For guidelines about grounding and lightning protection, follow your local electrical regulatory codes.




Hardware Overview

LEDs



LED	State	Status
1 GPS	Blue	The LED will light blue when the GPS signal strength is sufficient. This requires a minimum of three GPS satellite connections.
2 60G	Blue	The LED will light blue when the 60 GHz link is ready.
3 5G	Blue	The LED will light blue when the 5 GHz link is ready.
4 <··> LAN	Blue	The LED will light steady blue when an active Ethernet connection is made to the Ethernet port and flash when there is activity.

LED	State	Status
 Power	Flashing White	Bootup in progress.
	White	Ready for use, not connected to Ubiquiti® Network Management System (UNMS™). See “UNMS Management” .
	Blue	Ready for use, connected to UNMS.
	Steady Blue with Occasional Flashing	Ready for use, unable to connect to UNMS, check connection to UNMS server.
	Quickly Flashing Blue	Used to locate a device in UNMS.
	Alternating Blue/White	Firmware upgrade in progress.

Ports



6 PoE IN Gigabit Ethernet PoE port for handling all user traffic and powering the device. Default IP address: *192.168.1.20*.

7 Reset Button To reset to factory defaults, press and hold the *Reset* button for more than 10 seconds while the device is powered on. Alternatively, the device may be reset remotely via a Reset button located on the bottom of the Gigabit PoE Adapter.

Installation Overview

We recommend configuring both devices (Access Point and Station) before site installation. Follow the instructions in *"Configuration"* for each radio.

Configuration

Connecting Power over Ethernet

1.



2.



3.



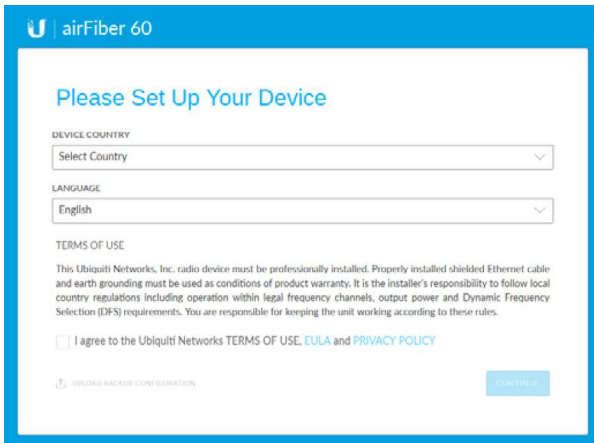
Configuring the Settings

The device is set to DHCP by default, so it will try to automatically obtain an IP address. If that fails, it will use the default fallback IP address, *192.168.1.20*. Proceed to the appropriate section, *DHCP* or **“Fallback IP Address”**:

DHCP

Use one of the following methods:

- Set up the DHCP server to provide a specific IP address to the device based on its MAC address (on the label).
 - Let the device obtain an IP address and then check the DHCP server to see which IP address was assigned.
1. Launch your web browser. Type the appropriate address in the address field. Press **enter** (PC) or **return** (Mac).
 2. Select your *Country* and *Language*. You must agree to the *Terms of Use* to use the product. Click **Continue**.



airFiber 60

Please Set Up Your Device

DEVICE COUNTRY
Select Country

LANGUAGE
English

TERMS OF USE


This Ubiquiti Networks, Inc. radio device must be professionally installed. Properly installed shielded Ethernet cable and earth grounding must be used as conditions of product warranty. It is the installer's responsibility to follow local country regulations including operation within legal frequency channels, output power and Dynamic Frequency Selection (DFS) requirements. You are responsible for keeping the unit working according to these rules.

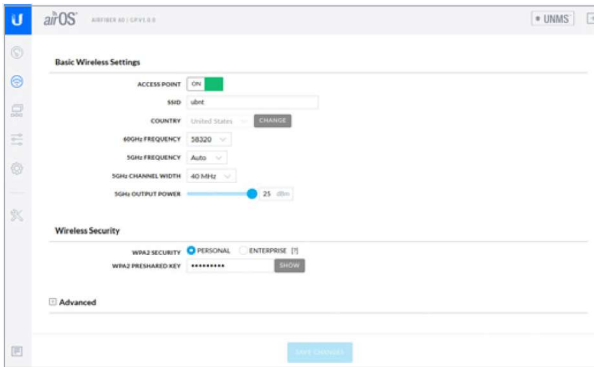
I agree to the Ubiquiti Networks TERMS OF USE, [EULA](#) and [PRIVACY POLICY](#)

[UPGRADE BACKUP CONFIGURATION](#)

CONTINUE

3. Enter a *Username* and *Password*, confirm the *Password*, and click **Save**.



4. Click the  icon.



5. Configure the following settings:
 - a. For one device, enable *Access Point* mode. For the other device (the Station), keep *Access Point* disabled.
 - b. Enter a name in the *SSID* field. This must be the same on both the AP and the Station.
 - c. In the *WPA2 Preshared Key* field, enter a combination of alphanumeric characters (0-9, A-Z, or a-z).

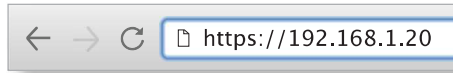


Note: The key is an alphanumeric password between 8 and 63 characters long.

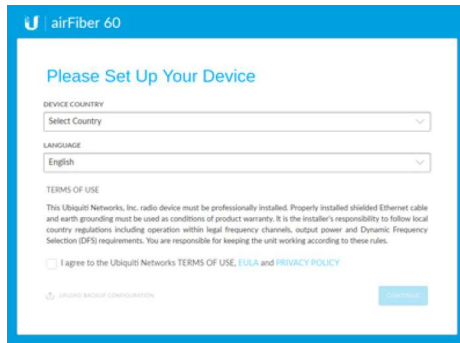
6. Click **Save Changes**.
7. Configure each device (AP and Station) with a unique IP address:
 - a. Click the  icon.
 - b. Review the *Network* settings to ensure that each device has a unique IP address. Each can get its IP address via DHCP, or use a static IP address.
 - **DHCP** By default DHCP client is enabled; if there is a DHCP server on your network, the device will receive its address via DHCP.
 **Note:** If DHCP client fails, the device will use the fallback IP address: *192.168.1.20*
 - **Static** Select this option to disable the DHCP client and enter a static IP address.
 - c. Click **Save Changes**.


Fallback IP Address

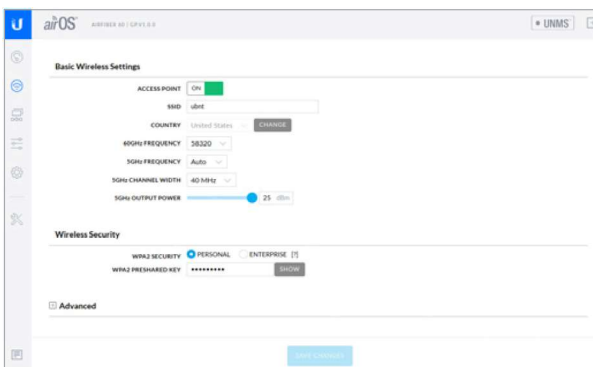
1. Ensure that your computer (or other host machine) is connected to the same LAN as the device.
2. Configure the Ethernet adapter on your host system with a static IP address on the 192.168.1.x subnet.
3. Launch your web browser. Type **https://192.168.1.20** in the address field, and press **enter** (PC) or **return** (Mac).



4. Select your *Country* and *Language*. You must agree to the *Terms of Use* to use the product. Click **Continue**.




5. Enter a *Username* and *Password*, confirm the *Password*, and click **Save**.
6. Click the  icon.



7. Configure the following settings:
 - a. For one device, enable *Access Point* mode. For the other device (the Station), keep *Access Point* disabled.
 - b. Enter a name in the *SSID* field. This must be the same on both the AP and the Station.
 - c. In the *WPA2 Preshared Key* field, enter a combination of alphanumeric characters (0-9, A-Z, or a-z).



Note: The key is an alphanumeric password between 8 and 63 characters long.

8. Click **Save Changes**.
9. Configure each device (AP and Station) with a unique IP address:
 - a. Click the  icon.
 - b. Review the *Network* settings to ensure that each device has a unique IP address. Each can get its IP address via DHCP, or use a static IP address.
 - **DHCP** By default DHCP client is enabled; if there is a DHCP server on your network, the device will receive its address via DHCP.
- **Static** Select this option to disable the DHCP client and enter a static IP address.
- c. Click **Save Changes**.



Note: If DHCP client fails, the device will use the fallback IP address: *192.168.1.20*

UNMS Management

You can manage your device using UNMS, which lets you configure, monitor, upgrade, and back up your devices using a single application. Get started at **www.unms.com**

Connecting Power


! **WARNING:** The switch port must comply with the power specifications listed in **“Specifications”**.



OR



(Optional)



Alignment

Tips

- To accurately align the radios for best performance, you **MUST** align only one end of the link at a time.
- You may need to use additional hardware to compensate for issues such as the improper orientation of a mounting pole or significant elevation differences between radios.

Establishing a Link


Adjust the aim of the *AP* and the *Station* to establish a link.



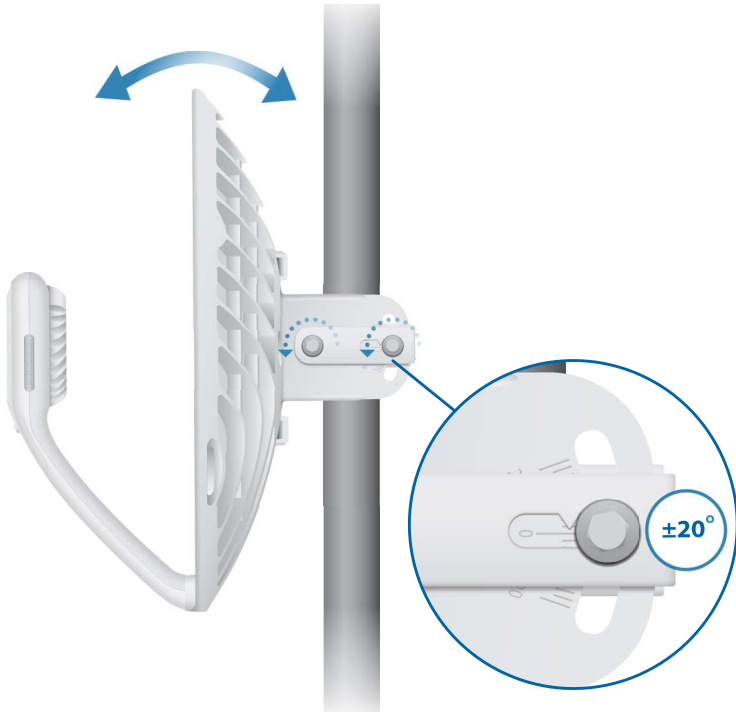
Note: The *AP* must be aimed first at the *Station* because the *Station* does not transmit any RF signal until it detects transmissions from the *AP*.

1. **AP** Visually aim the *AP* at the *Station* by loosening the Flange Nuts on the Mounting Bracket to allow adjustments to the azimuth and the elevation.

Adjust the azimuth:

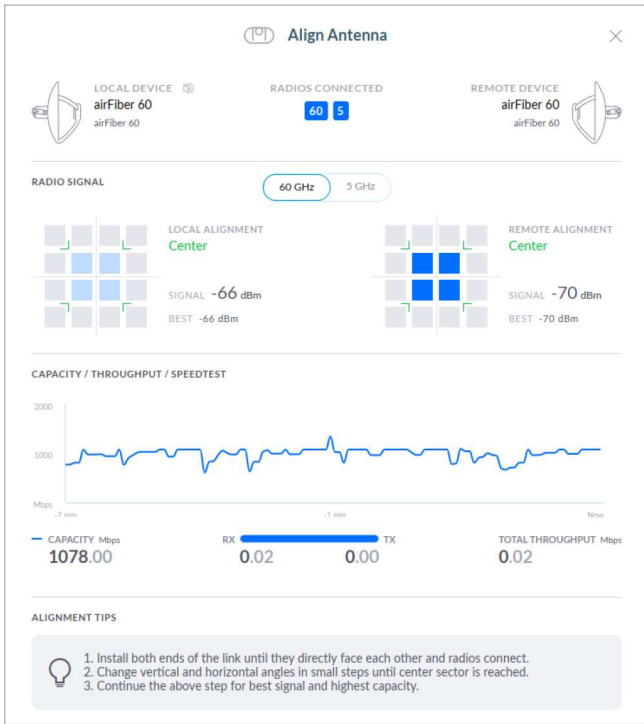


Adjust the elevation:



Note: Do NOT make simultaneous adjustments on the *AP* and *Station*.

2. **Station** Visually aim the *Station* at the *AP*. To adjust the *Station's* position, adjust the azimuth and elevation as described in step 1.
3. Open the Configuration Interface, select **Tools**, and then select **Align Antenna**.



4. Repeat steps 1-2 until you have achieved an optimal link and both the 60G and 5G LEDs are solidly lit blue. This ensures the best possible data rate between the radios.

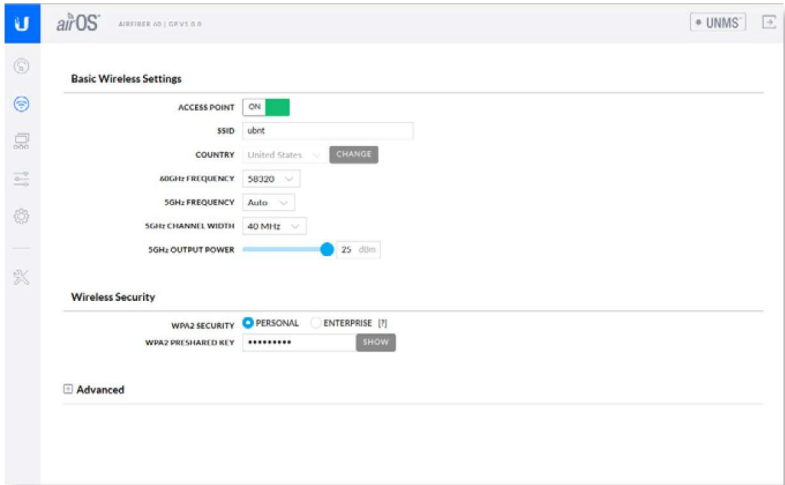


Note: Maximum signal strength can best be achieved by iteratively sweeping through both azimuth and elevation.

5. Lock the alignment on both radios by tightening all the nuts.
6. Observe the signal level of each radio to ensure that the values remain constant while tightening the nuts. If any value changes during the locking process, loosen the nuts, finalize the alignment of each radio again, and retighten the nuts.

Installer Compliance Responsibility

Devices must be professionally installed and it is the professional installer's responsibility to make sure the device is operated within local country regulatory requirements.



Antenna

The *5GHz Output Power* field is provided to the professional installer to assist in meeting regulatory requirements.

Specifications

AF60	
Dimensions	413 x 413 x 320 mm (16.26 x 16.26 x 12.60")
Weight	
Without Mount	1.4 kg (3.09 lb)
With Mount	1.8 kb (3.97 lb)
Enclosure	Aluminum, UV-stabilized Polycarbonate
Antenna Gain	
5 GHz	11 dBi
60 GHz	38 dBi
Networking Interface	(1) 10/100/1000 Mbps Ethernet Port
Max. Power Consumption	11W
Power Method	Passive PoE, Pins 4, 5+ and 7, 8-
Power Supply	24VDC, 0.5A Gigabit PoE Adapter (Included)
Voltage Range	+22 to +26VDC
LEDs	Power/Ethernet/5G/60G/GPS
Mounting	Pole Mount (Included)
Wind Loading	420 N @ 200 km/h (94.4 lbf @ 125 mph)
Wind Survivability	200 km/h (125 mph)
ESD/EMP Protection	± 24kV Contact/Air
Operating Temperature	-40 to 60° C (-40 to 140° F)
Operating Humidity	5 to 95% Noncondensing
Certifications	FCC, IC, CE

System	
Maximum Throughput	1.8 Gbps
Maximum Range	2+ km
Encryption	WPA2-PSK (AES)/WPA2 Enterprise
OS	airOS GP

Radio	
Max. Conducted TX Power 5/60 GHz Combined	25 dBm
Channel Bandwidth 60 GHz 5 GHz	2160 MHz 20/40/80 MHz

Operating Frequency (GHz)			
US/CA	U-NII-1 5150-5250	U-NII-2A 5250-5350	U-NII-2C U-NII-3 5470-5725 5725-5850
	57 - 66		
Worldwide	5.180 - 5.875 57 - 66		

Management Radio (MHz)	
Worldwide	2412 - 2472
US/CA	2412 - 2462

Safety Notices

1. Read, follow, and keep these instructions.
2. Heed all warnings.
3. Only use attachments/accessories specified by the manufacturer.



WARNING: Do not use this product in a location that can be submerged by water.



WARNING: Avoid using this product during an electrical storm. There may be a remote risk of electric shock from lightning.

Electrical Safety Information

1. Compliance is required with respect to voltage, frequency, and current requirements indicated on the manufacturer's label. Connection to a different power source than those specified may result in improper operation, damage to the equipment or pose a fire hazard if the limitations are not followed.
2. There are no operator serviceable parts inside this equipment. Service should be provided only by a qualified service technician.
3. This equipment is provided with a detachable power cord which has an integral safety ground wire intended for connection to a grounded safety outlet.
 - a. Do not substitute the power cord with one that is not the provided approved type. Never use an adapter plug to connect to a 2-wire outlet as this will defeat the continuity of the grounding wire.
 - b. The equipment requires the use of the ground wire as a part of the safety certification, modification or misuse can provide a shock hazard that can result in serious injury or death.
 - c. Contact a qualified electrician or the manufacturer if there are questions about the installation prior to connecting the equipment.
 - d. Protective earthing is provided by Listed AC adapter. Building installation shall provide appropriate short-circuit backup protection.
 - e. Protective bonding must be installed in accordance with local national wiring rules and regulations.

Limited Warranty

ui.com/support/warranty

The limited warranty requires the use of arbitration to resolve disputes on an individual basis, and, where applicable, specify arbitration instead of jury trials or class actions.

Compliance

FCC / CAN ICES-3(A)/NMB-3(A)

Changes or modifications not expressly approved by the party responsible for compliance could void the user's authority to operate the equipment.

This device complies with Part 15 of the FCC Rules and ISED Canada licence-exempt RSS standard(s). Operation is subject to the following two conditions.

1. This device may not cause harmful interference, and
2. This device must accept any interference received, including interference that may cause undesired operation.

Le présent appareil est conforme aux CNR d'ISED Canada applicables aux appareils radio exempts de licence. L'exploitation est autorisée aux deux conditions suivantes :

1. L'appareil ne doit pas produire de brouillage;
2. L'appareil doit accepter tout brouillage radioélectrique subi, même si le brouillage est susceptible d'en compromettre le fonctionnement.

This equipment has been tested and found to comply with the limits for a Class A digital device. These limits are designed to provide reasonable protection against harmful interference when the equipment is operated in a commercial environment. This equipment generates, uses, and can radiate radio frequency energy and, if not installed and used in accordance with the instruction manual, may cause harmful interference to radio communications. Operations of this equipment in a residential area is likely to cause harmful interference in which case the user will be required to correct the interference at his own expense.

This radio transmitter FCC ID: SWX-AF60 / IC: 6545A-AF60 has been approved by FCC / ISED Canada.

The device for operation in the band 5150 - 5250 MHz is only for indoor use to reduce the potential for harmful interference to co-channel mobile satellite systems.

Les dispositifs fonctionnant dans la bande de 5 150 à 5 250 MHz sont réservés uniquement pour une utilisation à l'intérieur afin de réduire les risques de brouillage préjudiciable aux systèmes de satellites mobiles utilisant les mêmes canaux.

IMPORTANT NOTE:

Radiation Exposure Statement:

- This equipment complies with radiation exposure limits set forth for an uncontrolled environment.
- This equipment should be installed and operated with minimum distance 45 cm between the radiator and your body.

- This transmitter must not be co-located or operating in conjunction with any other antenna or transmitter.

AVIS IMPORTANT :

Déclaration sur l'exposition aux rayonnements :

- Cet équipement est conforme aux limites prévues pour l'exposition aux rayonnements dans un environnement non contrôlé.
- Lors de l'installation et de la mise en fonctionnement de l'équipement, assurez-vous qu'il y ait une distance minimale de 45 cm entre l'élément rayonnant et vous.
- Cet émetteur ne doit être installé à proximité d'aucune autre antenne ni d'aucun autre émetteur, et ne doit être utilisé conjointement à aucun autre de ces appareils.

Australia and New Zealand



Warning: This equipment is compliant with Class A of CISPR 32. In a residential environment this equipment may cause radio interference.

Brazil



Nota: Este equipamento não tem direito à proteção contra interferência prejudicial e não pode causar interferência em sistemas devidamente autorizados.

CE Marking

CE marking on this product represents the product is in compliance with all directives that are applicable to it.



Country List



AT	BE	BG	CY	CZ	DE	DK	EE	EL	ES	FI	FR	HR	HU
IE	IT	LV	LT	LU	MT	NL	PL	PT	RO	SE	SI	SK	UK

BFWA (Broadband Fixed Wireless Access) members noted in blue



Note: This device meets Max. TX power limit per ETSI regulations.

The following apply to products that operate in the 5 GHz frequency range:



Note: This device is restricted to indoor use only when operating in the 5150 - 5350 MHz frequency range within all member states.



Note: All countries listed may operate at 30 dBm. BFWA member states may operate at 36 dBm.



Note: Operation in the 5.8 GHz frequency band is prohibited in BFWA member states. Other countries listed may use the 5.8 GHz frequency band.

WEEE Compliance Statement



English

European Directive 2012/19/EU requires that the equipment bearing this symbol on the product and/or its packaging must not be disposed of with unsorted municipal waste. The symbol indicates that this product should be disposed of separately from regular household waste streams. It is your responsibility to dispose of this and other electric and electronic equipment via designated collection facilities appointed by the government or local authorities. Correct disposal and recycling will help prevent potential negative consequences to the environment and human health. For more detailed information about the disposal of your old equipment, please contact your local authorities, waste disposal service, or the shop where you purchased the product.

Deutsch

Die Europäische Richtlinie 2012/19/EU verlangt, dass technische Ausrüstung, die direkt am Gerät und/oder an der Verpackung mit diesem Symbol versehen ist, nicht zusammen mit unsortiertem Gemeindeabfall entsorgt werden darf. Das Symbol weist darauf hin, dass das Produkt von regulärem Haushaltsmüll getrennt entsorgt werden sollte. Es liegt in Ihrer Verantwortung, dieses Gerät und andere elektrische und elektronische Geräte über die dafür zuständigen und von der Regierung oder örtlichen Behörden dazu bestimmten Sammelstellen zu entsorgen. Ordnungsgemäßes Entsorgen und Recyceln trägt dazu bei, potentielle negative Folgen für Umwelt und die menschliche Gesundheit zu vermeiden. Wenn Sie weitere Informationen zur Entsorgung Ihrer Altgeräte benötigen, wenden Sie sich bitte an die örtlichen Behörden oder städtischen Entsorgungsdienste oder an den Händler, bei dem Sie das Produkt erworben haben.

Español

La Directiva 2012/19/UE exige que los equipos que lleven este símbolo en el propio aparato y/o en su embalaje no deben eliminarse junto con otros residuos urbanos no seleccionados. El símbolo indica que el producto en cuestión debe separarse de los residuos domésticos convencionales con vistas a su eliminación. Es responsabilidad suya desechar este y cualesquiera otros aparatos eléctricos y electrónicos a través de los puntos de recogida que ponen a su disposición el gobierno y las autoridades locales. Al desechar y reciclar correctamente estos aparatos estará contribuyendo a evitar posibles consecuencias negativas para el medio ambiente y la salud de las personas. Si desea obtener información más detallada sobre la eliminación segura de su aparato usado, consulte a las autoridades locales, al servicio de recogida y eliminación de residuos de su zona o pregunte en la tienda donde adquirió el producto.

Français

La directive européenne 2012/19/UE exige que l'équipement sur lequel est apposé ce symbole sur le produit et/ou son emballage ne soit pas jeté avec les autres ordures ménagères. Ce symbole indique que le produit doit être éliminé dans un circuit distinct de celui pour les déchets des ménages. Il est de votre responsabilité de jeter ce matériel ainsi que tout autre matériel électrique ou électronique par les moyens de collecte indiqués par le gouvernement et les pouvoirs publics des collectivités territoriales. L'élimination et le recyclage en bonne et due forme ont pour but de lutter contre l'impact néfaste potentiel de ce type de produits sur l'environnement et la santé publique. Pour plus d'informations sur le mode d'élimination de votre ancien équipement, veuillez prendre contact avec les pouvoirs publics locaux, le service de traitement des déchets, ou l'endroit où vous avez acheté le produit.

Italiano

La direttiva europea 2012/19/UE richiede che le apparecchiature contrassegnate con questo simbolo sul prodotto e/o sull'imballaggio non siano smaltite insieme ai rifiuti urbani non differenziati. Il simbolo indica che questo prodotto non deve essere smaltito insieme ai normali rifiuti domestici. È responsabilità del proprietario smaltire sia questi prodotti sia le altre apparecchiature elettriche ed elettroniche mediante le specifiche strutture di raccolta indicate dal governo o dagli enti pubblici locali. Il corretto smaltimento ed il riciclaggio aiuteranno a prevenire conseguenze potenzialmente negative per l'ambiente e per la salute dell'essere umano. Per ricevere informazioni più dettagliate circa lo smaltimento delle vecchie apparecchiature in Vostro possesso, Vi invitiamo a contattare gli enti pubblici di competenza, il servizio di smaltimento rifiuti o il negozio nel quale avete acquistato il prodotto.

Declaration of Conformity

Български [Bulgarian] С настоящото UBIQUITI декларира, че това устройство AF60 е в съответствие със съществените изисквания и други приложими разпоредби на Директиви 2014/53/ЕС, 2014/30/ЕС, 2014/35/ЕС. Цялостният текст на ЕС декларацията за съответствие може да се намери на следния интернет адрес: **ui.com/compliance**

Hrvatski [Croatian] UBIQUITI ovim putem izjavljuje da je ovaj uređaj AF60 sukladan osnovnim zahtjevima i ostalim bitnim odredbama Direktiva 2014/53/EU, 2014/30/EU, 2014/35/EU. Cjeloviti tekst EU izjave o sukladnosti dostupan je na sljedećoj internetskoj adresi: **ui.com/compliance**

Čeština [Czech] UBIQUITI tímto prohlašuje, že toto AF60 zařízení, je ve shodě se základními požadavky a dalšími příslušnými ustanoveními směrnic 2014/53/EU, 2014/30/EU, 2014/35/EU. Úplné znění EU prohlášení o shodě je k dispozici na této internetové adrese: **ui.com/compliance**

Dansk [Danish] Hermed, UBIQUITI, erklærer at denne AF60 enhed, er i overensstemmelse med de væsentlige krav og øvrige relevante krav i direktiver 2014/53/EU, 2014/30/EU, 2014/35/EU. EU-overensstemmelseserklæringens fulde tekst kan findes på følgende internetadresse: **ui.com/compliance**

Nederlands [Dutch] Hierbij verklaart UBIQUITI, dat deze AF60 apparaat, in overeenstemming is met de essentiële eisen en de andere relevante bepalingen van richtlijnen 2014/53/EU, 2014/30/EU, 2014/35/EU. De volledige tekst van de EU-conformiteitsverklaring kan worden geraadpleegd op het volgende internetadres: **ui.com/compliance**

English Hereby, UBIQUITI, declares that this AF60 device, is in compliance with the essential requirements and other relevant provisions of Directives 2014/53/EU, 2014/30/EU, 2014/35/EU. The full text of the EU declaration of conformity is available at the following internet address: **ui.com/compliance**

Eesti keel [Estonian] Käesolevaga UBIQUITI kinnitab, et antud AF60 seade, on vastavus olulistele nõuetele ja teistele asjakohastele sätetele direktiivide 2014/53/EL, 2014/30/EL, 2014/35/EL. ELi vastavusdeklaratsiooni täielik tekst on kättesaadav järgmisel internetiaadressil: **ui.com/compliance**

Suomi [Finnish] Täten UBIQUITI vakuuttaa, että tämä AF60 laite, on yhdenmukainen olennaisten vaatimusten ja muiden sitä koskevien direktiivien 2014/53/EU, 2014/30/EU, 2014/35/EU. EU-vaatimustenmukaisuusvakuutuksen täysimittainen teksti on saatavilla seuraavassa internetosoitteessa: **ui.com/compliance**

Français [French] Par la présente UBIQUITI déclare que l'appareil AF60, est conforme aux exigences essentielles et aux autres dispositions pertinentes des directives 2014/53/UE, 2014/30/UE, 2014/35/UE. Le texte complet de la déclaration UE de conformité est disponible à l'adresse internet suivante: **ui.com/compliance**

Deutsch [German] Hiermit erklärt UBIQUITI, dass sich dieses AF60 Gerät, in Übereinstimmung mit den grundlegenden Anforderungen und den anderen relevanten Vorschriften der Richtlinien 2014/53/EU, 2014/30/EU, 2014/35/EU befindet. Der vollständige Text der EU-Konformitätserklärung ist unter der folgenden Internetadresse verfügbar: **ui.com/compliance**

Ελληνικά [Greek] Δια του παρόντος, UBIQUITI, δηλώνει ότι αυτή η συσκευή AF60, είναι σε συμμόρφωση με τις βασικές απαιτήσεις και τις λοιπές σχετικές διατάξεις των οδηγιών 2014/53/ΕΕ, 2014/30/ΕΕ, 2014/35/ΕΕ. Το πλήρες κείμενο της δήλωσης συμμόρφωσης ΕΕ διατίθεται στην ακόλουθη ιστοσελίδα στο διαδίκτυο: **ui.com/compliance**

Magyar [Hungarian] Ezennel UBIQUITI kijelenti, hogy ez a AF60 készülék megfelel az alapvető követelményeknek és más vonatkozó 2014/53/EU, 2014/30/EU, 2014/35/EU irányelvek rendelkezéseit. Az EU-megfelelőségi nyilatkozat teljes szövege elérhető a következő internetes címen: **ui.com/compliance**

Íslenska [Icelandic] Hér, UBIQUITI, því yfir að þetta AF60 tæki er í samræmi við grunnkröfur og önnur viðeigandi ákvæði tilskipana 2014/53/ESB, 2014/30/ESB, 2014/35/ESB. Fullur texti ESB samræmisýfirlýsing er að finna á eftirfarandi netfangi: **ui.com/compliance**

Italiano [Italian] Con la presente, UBIQUITI, dichiara che questo dispositivo AF60, è conforme ai requisiti essenziali ed alle altre disposizioni pertinenti delle direttive 2014/53/UE, 2014/30/UE, 2014/35/UE. Il testo completo della dichiarazione di conformità UE è disponibile al seguente indirizzo Internet: **ui.com/compliance**

Latviešu valoda [Latvian] Ar šo, UBIQUITI, deklarē, ka AF60 ierīce, ir saskaņā ar būtiskajām prasībām un citiem attiecīgiem noteikumiem Direktīvās 2014/53/ES, 2014/30/ES, 2014/35/ES. Pilns ES atbilstības deklarācijas teksts ir pieejams šādā interneta vietnē: **ui.com/compliance**

Lietuvių kalba [Lithuanian] UBIQUITI deklaruoja, kad šis AF60 įrenginys atitinka esminių reikalavimus ir kitas 2014/53/ES, 2014/30/ES, 2014/35/ES Direktyvų nuostatas. Visas ES atitikties deklaracijos tekstas prieinamas šiuo interneto adresu: **ui.com/compliance**

Malti [Maltese] Hawnhekk, UBIQUITI, tiddikjara li dan il-mezz AF60 huwa konformi mar-rekwiżiti essenzjali u dispożizzjonijiet rilevanti oħrajn ta 'Direttivi 2014/53/UE, 2014/30/UE, 2014/35/UE. Id-dikjarazzjoni tal-konformità tista' tiġi kkonsultata minn **ui.com/compliance**

Norsk [Norwegian] Herved UBIQUITI, erklærer at denne AF60 enheten, er i samsvar med de grunnleggende kravene og andre relevante bestemmelser i direktivene 2014/53/EU, 2014/30/EU, 2014/35/EU. Den fulle teksten til EU-samsvarserklæringen er tilgjengelig på følgende internetadresse: **ui.com/compliance**

Polski [Polish] Niniejszym, UBIQUITI, oświadczam, że urządzenie AF60, jest zgodny z zasadniczymi wymaganiami oraz pozostałymi stosownymi postanowieniami Dyrektyw 2014/53/UE, 2014/30/UE, 2014/35/UE. Pełny tekst deklaracji zgodności UE jest dostępny pod następującym adresem internetowym: **ui.com/compliance**

Português [Portuguese] UBIQUITI declara que este dispositivo AF60, está conforme com os requisitos essenciais e outras disposições das Directivas 2014/53/UE, 2014/30/UE, 2014/35/UE. O texto integral da declaração de conformidade está disponível no seguinte endereço de Internet: **ui.com/compliance**

Română [Romanian] Prin prezenta, UBIQUITI declară că acest dispozitiv AF60 este în conformitate cu cerințele esențiale și alte prevederi relevante ale Directivelor 2014/53/UE, 2014/30/UE, 2014/35/UE. Textul integral al declarației UE de conformitate este disponibil la următoarea adresă internet: **ui.com/compliance**

Slovenčina [Slovak] Týmto UBIQUITI, prehlasuje, že toto AF60 zariadenie, je v súlade so základnými požiadavkami a ďalšími relevantnými ustanoveniami smernice 2014/53/EÚ, 2014/30/EÚ, 2014/35/EÚ. Úplné EÚ vyhlásenie o zhode je k dispozícii na tejto internetovej adrese: **ui.com/compliance**

Slovensčina [Slovenian] Družba UBIQUITI izjavlja, da je naprava AF60 v skladu z obveznimi zahtevami in drugimi ustreznimi določbami direktiv 2014/53/EU, 2014/30/EU in 2014/35/EU. Celotno besedilo izjave EU o skladnosti je na voljo na naslednjem spletnem naslovu: **ui.com/compliance**

Español [Spanish] Por medio de la presente UBIQUITI declara que este dispositivo AF60, cumple con los requisitos esenciales y cualesquiera otras disposiciones aplicables o exigibles de las Directivas 2014/53/UE, 2014/30/UE, 2014/35/UE. El texto completo de la declaración UE de conformidad está disponible en la dirección Internet siguiente: **ui.com/compliance**

Svenska [Swedish] Härmed UBIQUITI, intygar att denna AF60 enhet är i överensstämmelse med de väsentliga egenskapskrav och övriga relevanta bestämmelser som framgår av direktiven 2014/53/EU, 2014/30/EU, 2014/35/EU. Den fullständiga texten till EU-försäkran om överensstämmelse finns på följande webbadress: **ui.com/compliance**

Online Resources

Support help.ui.com

Community community.ui.com

Downloads downloads.ui.com



Ubiquiti Inc.
685 Third Avenue
New York, NY 10017
USA