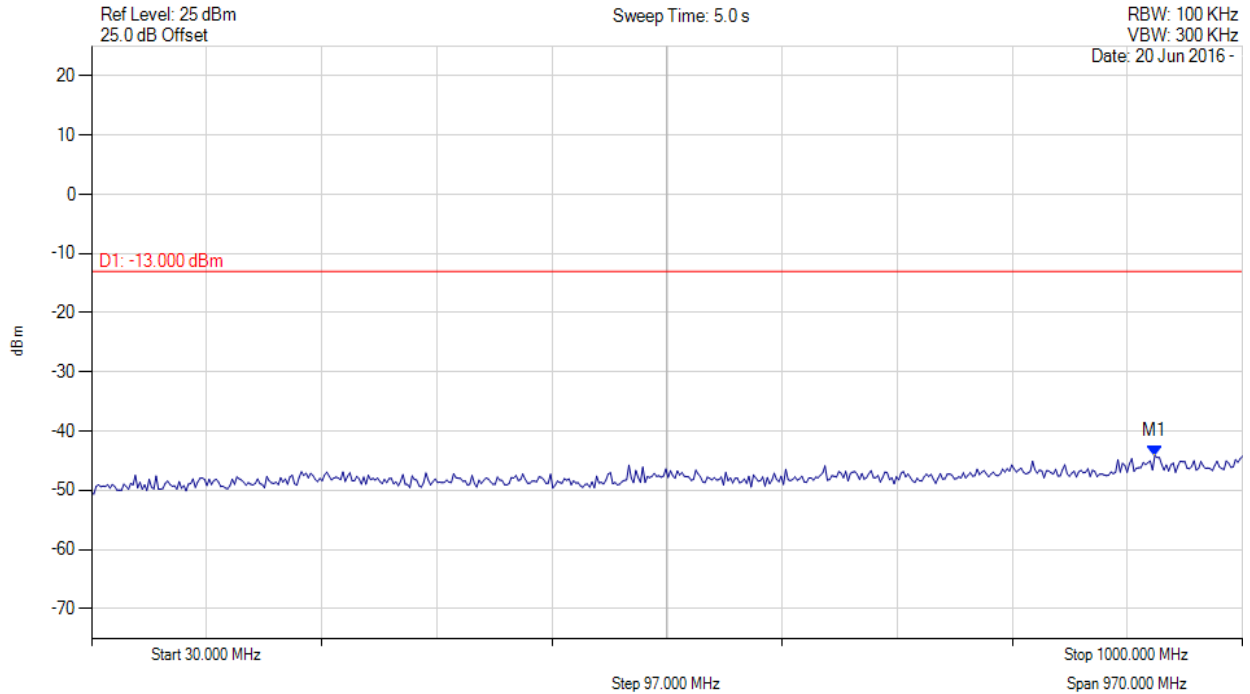


Unwanted Emissions 30-1000MHz

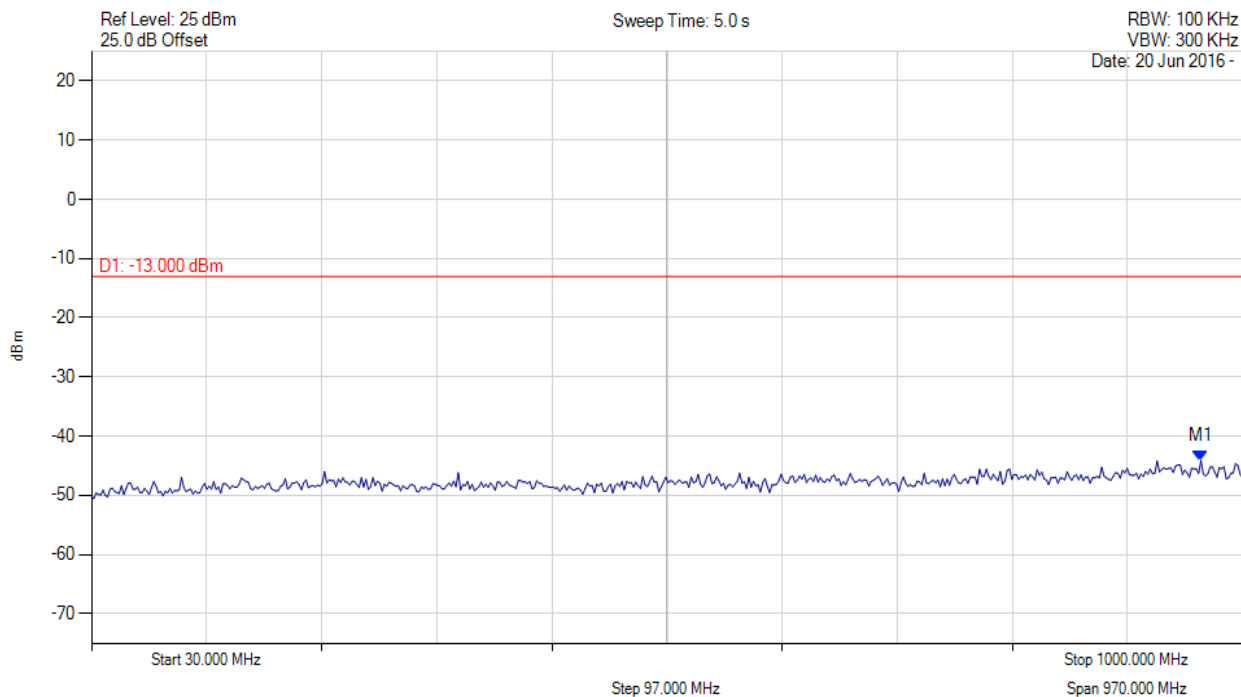
Variant: 10MHz QPSK, Channel: 10.71 GHz, Chain b, Temp: ambient, Voltage: 50 Vdc



| Analyzer Setup | Marker:Frequency:Amplitude | Test Results |
|---|--------------------------------|------------------------------|
| Detector = MAX PEAK Sweep Count = 0 RF Atten (dB) = 20 Trace Mode = VIEW | M1 : 926.132 MHz : -44.166 dBm | Channel Frequency: 10.71 GHz |

Unwanted Emissions 30-1000MHz

Variant: 10MHz QPSK, Channel: 10.72 GHz, Chain a, Temp: ambient, Voltage: 50 Vdc

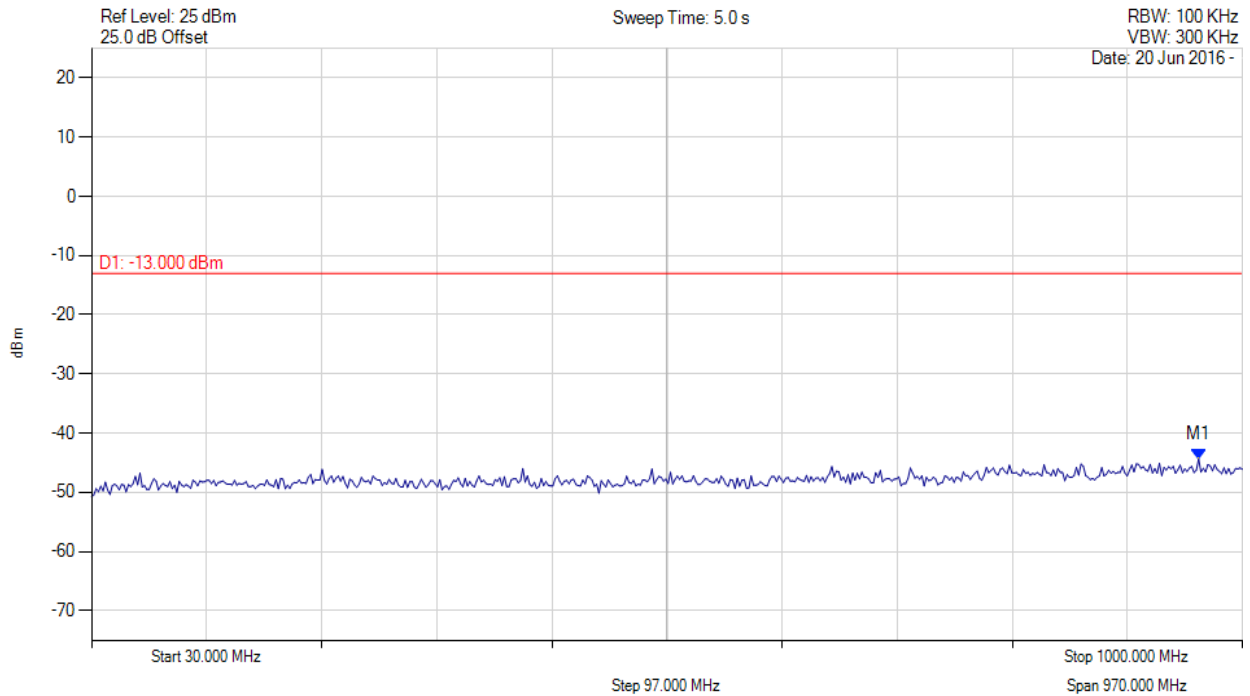


| Analyzer Setup | Marker:Frequency:Amplitude | Test Results |
|---|--------------------------------|------------------------------|
| Detector = MAX PEAK Sweep Count = 0 RF Atten (dB) = 20 Trace Mode = VIEW | M1 : 965.010 MHz : -44.131 dBm | Channel Frequency: 10.72 GHz |

This test report may be reproduced in full only. The document may only be updated by MiCOM Labs personnel. Any changes will be noted in the Document History section of the report.

Unwanted Emissions 30-1000MHz

Variant: 10MHz QPSK, Channel: 11.21 GHz, Chain a, Temp: ambient, Voltage: 50 Vdc

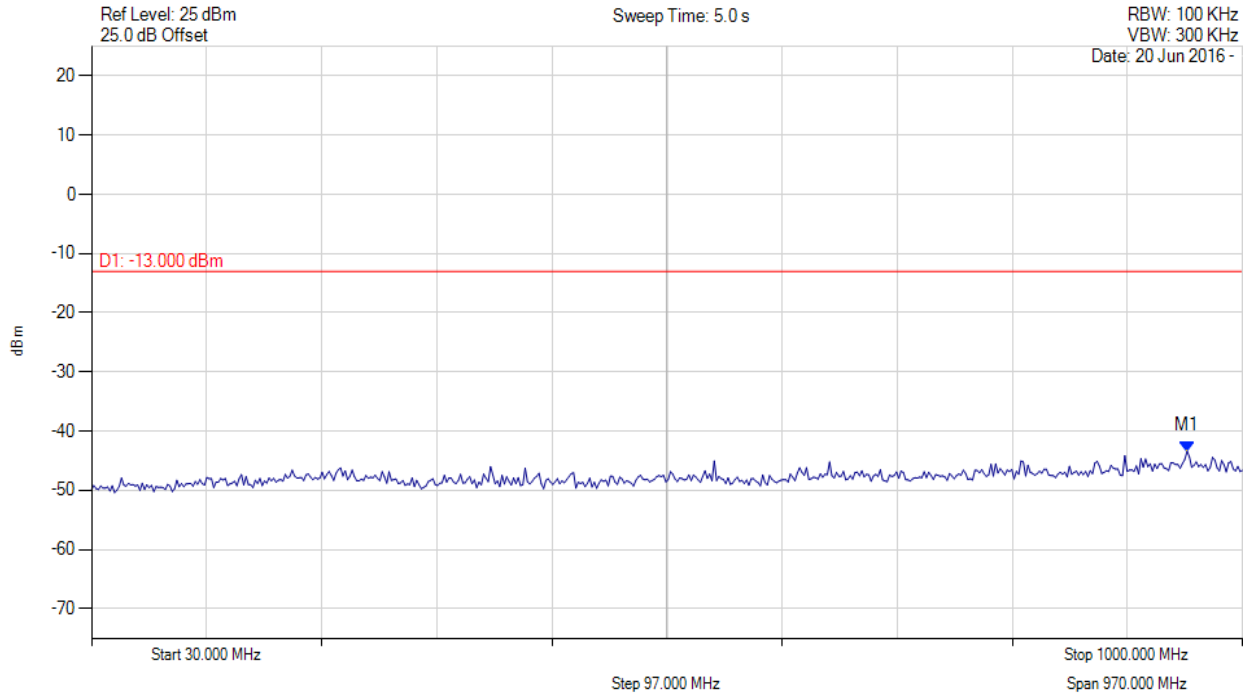


| Analyzer Setup | Marker:Frequency:Amplitude | Test Results |
|---|--------------------------------|------------------------------|
| Detector = MAX PEAK Sweep Count = 0 RF Atten (dB) = 20 Trace Mode = VIEW | M1 : 963.066 MHz : -44.341 dBm | Channel Frequency: 11.21 GHz |

This test report may be reproduced in full only. The document may only be updated by MiCOM Labs personnel. Any changes will be noted in the Document History section of the report.

Unwanted Emissions 30-1000MHz

Variant: 10MHz QPSK, Channel: 11.21 GHz, Chain b, Temp: ambient, Voltage: 50 Vdc

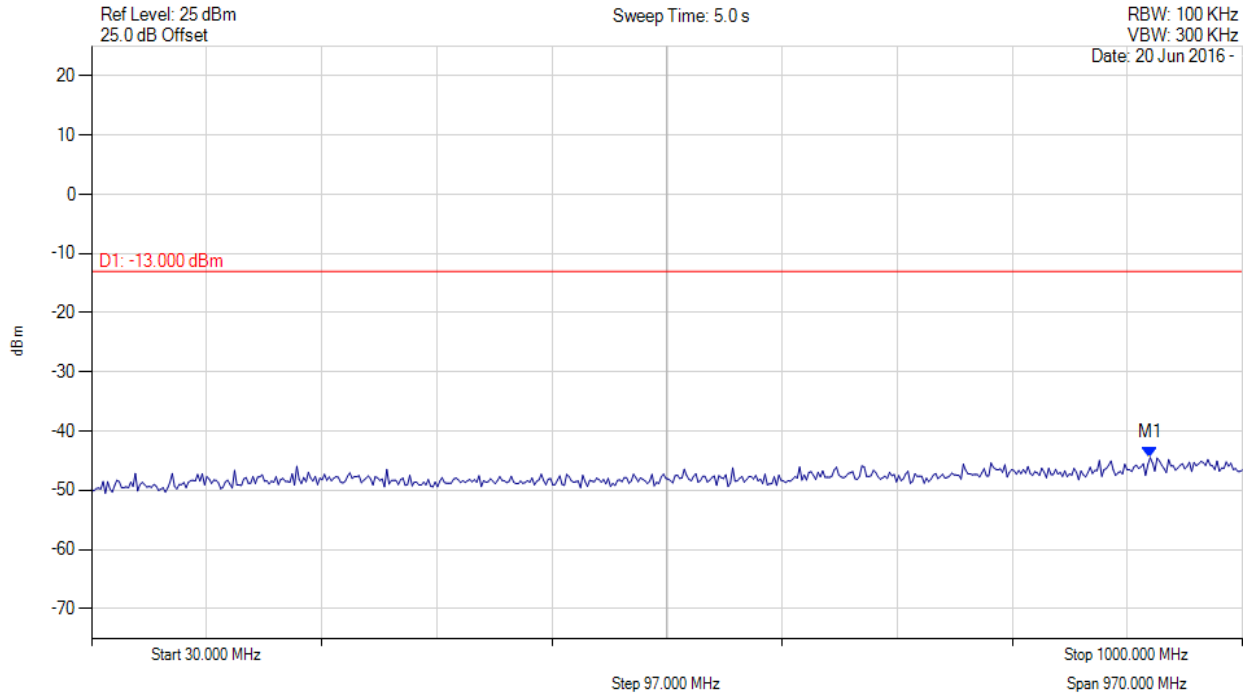


| Analyzer Setup | Marker:Frequency:Amplitude | Test Results |
|---|--------------------------------|------------------------------|
| Detector = MAX PEAK Sweep Count = 0 RF Atten (dB) = 20 Trace Mode = VIEW | M1 : 953.347 MHz : -43.381 dBm | Channel Frequency: 11.21 GHz |

This test report may be reproduced in full only. The document may only be updated by MiCOM Labs personnel. Any changes will be noted in the Document History section of the report.

Unwanted Emissions 30-1000MHz

Variant: 10MHz QPSK, Channel: 11.66 GHz, Chain a, Temp: ambient, Voltage: 50 Vdc

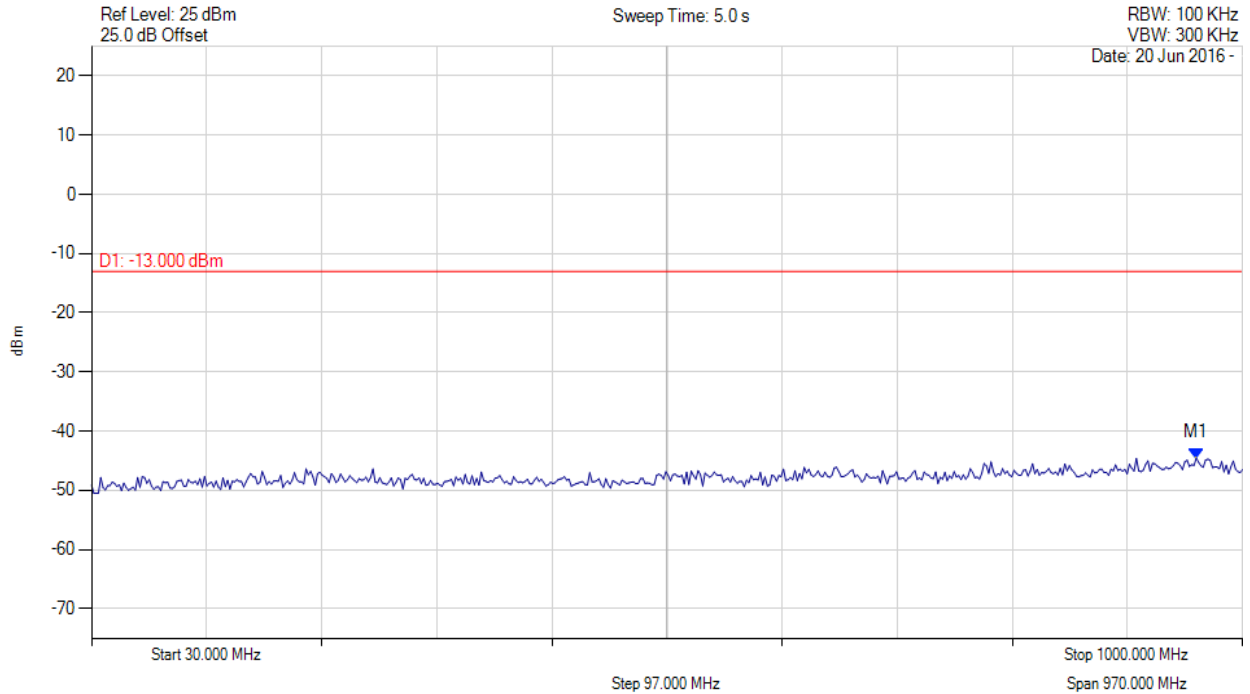


| Analyzer Setup | Marker:Frequency:Amplitude | Test Results |
|---|--------------------------------|------------------------------|
| Detector = MAX PEAK Sweep Count = 0 RF Atten (dB) = 20 Trace Mode = VIEW | M1 : 922.244 MHz : -44.465 dBm | Channel Frequency: 11.66 GHz |

This test report may be reproduced in full only. The document may only be updated by MiCOM Labs personnel. Any changes will be noted in the Document History section of the report.

Unwanted Emissions 30-1000MHz

Variant: 10MHz QPSK, Channel: 11.66 GHz, Chain b, Temp: ambient, Voltage: 50 Vdc

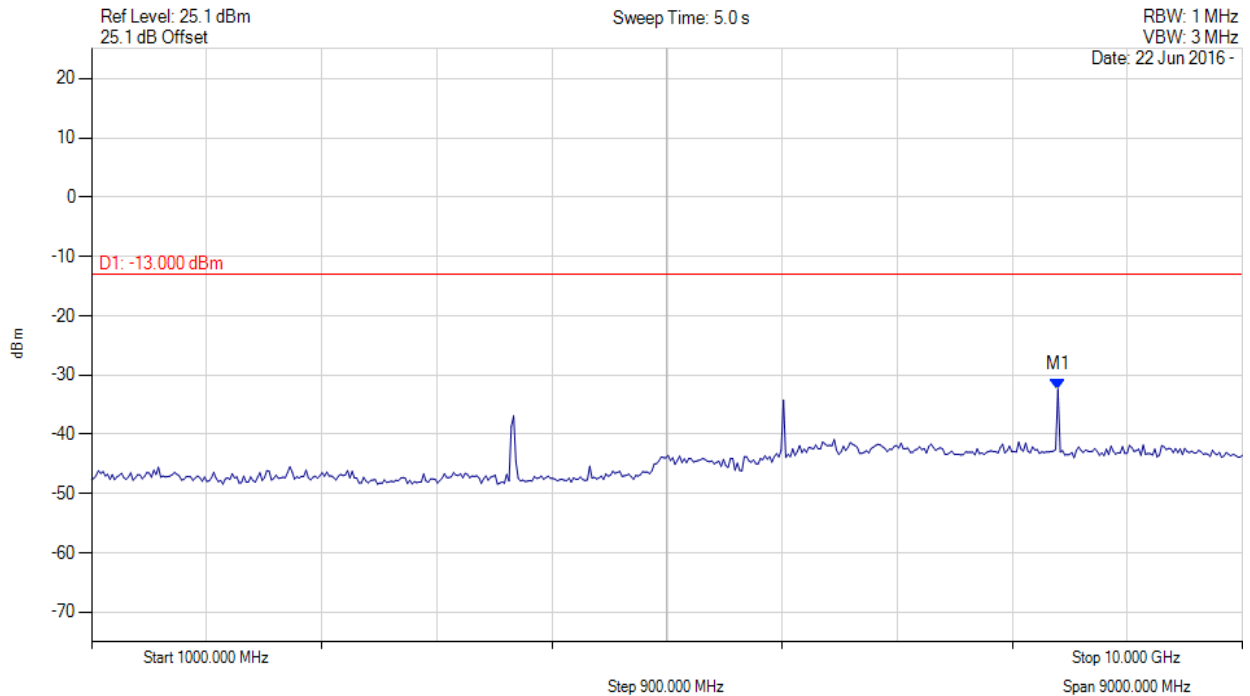


| Analyzer Setup | Marker:Frequency:Amplitude | Test Results |
|---|--------------------------------|------------------------------|
| Detector = MAX PEAK Sweep Count = 0 RF Atten (dB) = 20 Trace Mode = VIEW | M1 : 961.122 MHz : -44.554 dBm | Channel Frequency: 11.66 GHz |

This test report may be reproduced in full only. The document may only be updated by MiCOM Labs personnel. Any changes will be noted in the Document History section of the report.

Unwanted Emissions 1000-10000 MHz

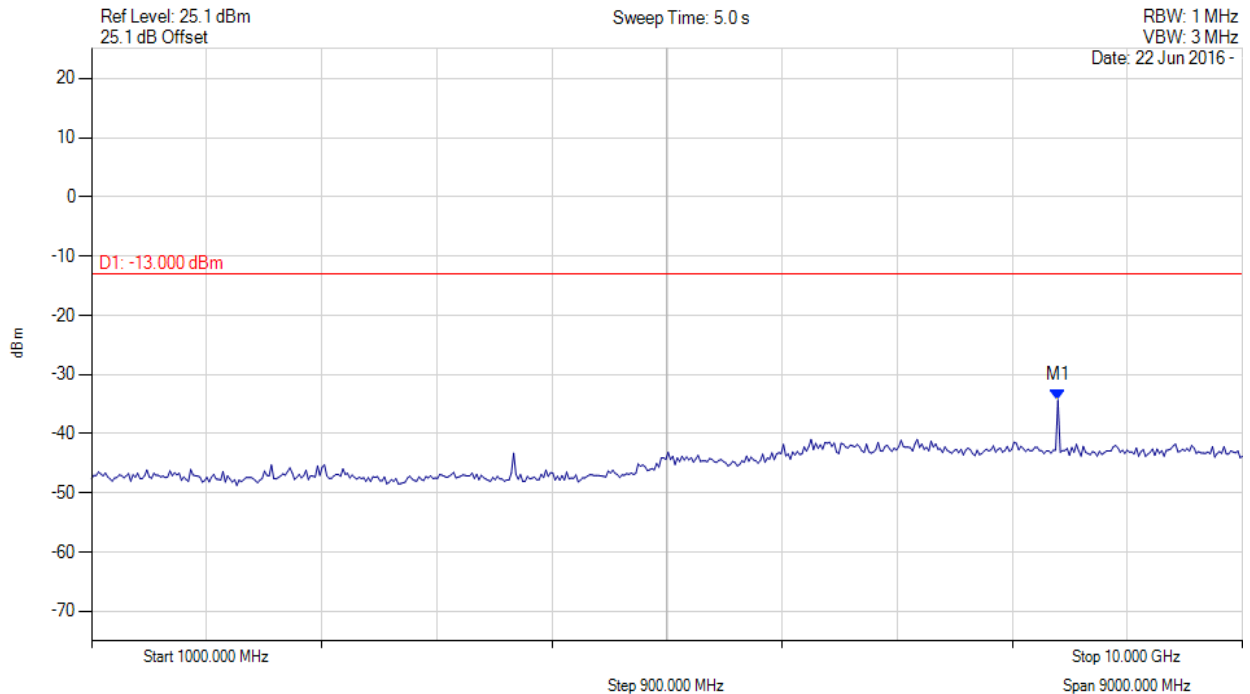
Variant: 10MHz QPSK, Channel: 10.71 GHz, Chain a, Temp: ambient, Voltage: 50 Vdc



| Analyzer Setup | Marker:Frequency:Amplitude | Test Results |
|---|---------------------------------|------------------------------|
| Detector = MAX PEAK Sweep Count = 0 RF Atten (dB) = 10 Trace Mode = VIEW | M1 : 8557.114 MHz : -32.384 dBm | Channel Frequency: 10.71 GHz |

Unwanted Emissions 1000-10000 MHz

Variant: 10MHz QPSK, Channel: 10.71 GHz, Chain b, Temp: ambient, Voltage: 50 Vdc



| Analyzer Setup | Marker:Frequency:Amplitude | Test Results |
|---|---------------------------------|------------------------------|
| Detector = MAX PEAK Sweep Count = 0 RF Atten (dB) = 10 Trace Mode = VIEW | M1 : 8557.114 MHz : -34.306 dBm | Channel Frequency: 10.71 GHz |

This test report may be reproduced in full only. The document may only be updated by MiCOM Labs personnel. Any changes will be noted in the Document History section of the report.

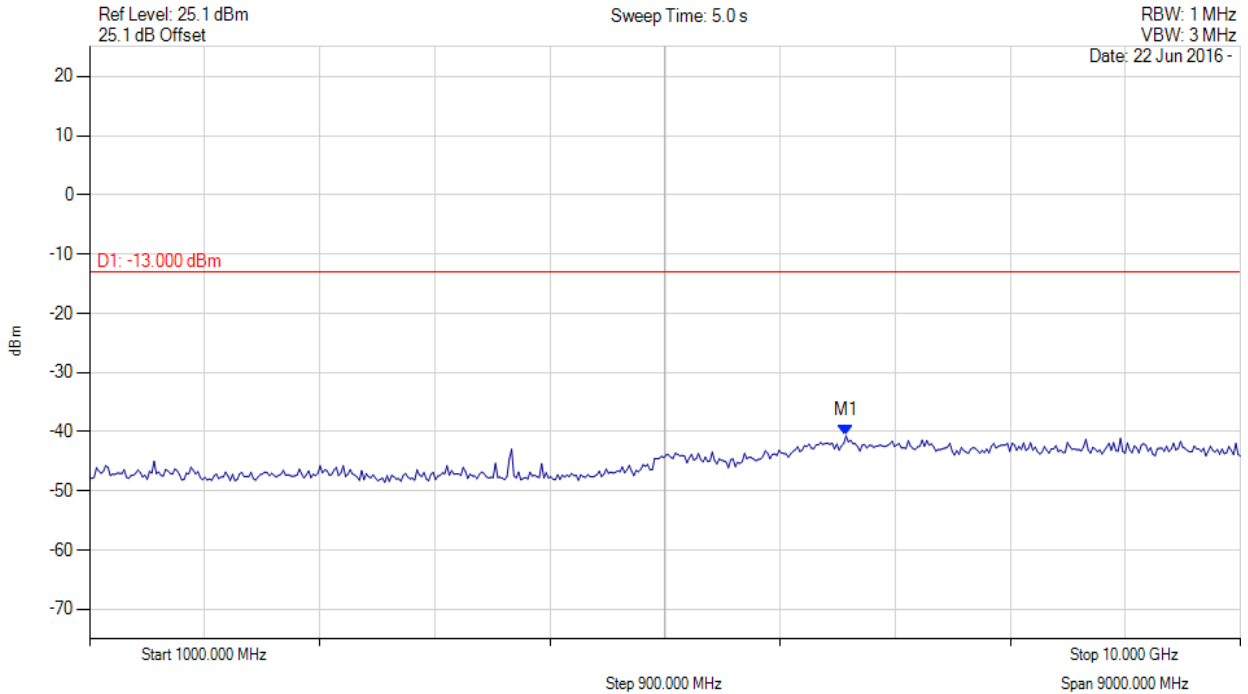


Title: Ubiquiti Networks AF-11FX
To: FCC 47 CFR Part 101, Part 15B
Serial #: UBIQ01-U2 Rev B
Issue Date: 27th September 2016
Page: 189 of 379



Unwanted Emissions 1000-10000 MHz

Variant: 10MHz QPSK, Channel: 11.21 GHz, Chain a, Temp: ambient, Voltage: 50 Vdc



| Analyzer Setup | Marker:Frequency:Amplitude | Test Results |
|---|---------------------------------|------------------------------|
| Detector = MAX PEAK Sweep Count = 0 RF Atten (dB) = 10 Trace Mode = VIEW | M1 : 6915.832 MHz : -40.679 dBm | Channel Frequency: 11.21 GHz |

This test report may be reproduced in full only. The document may only be updated by MiCOM Labs personnel. Any changes will be noted in the Document History section of the report.

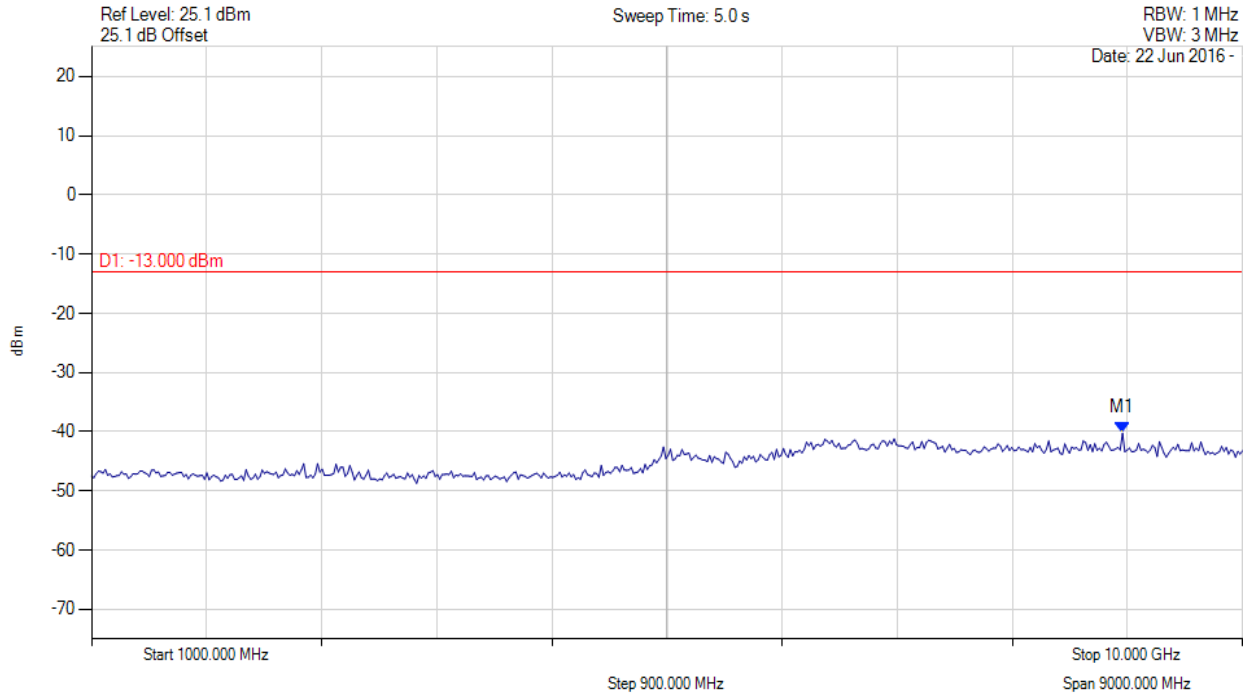


Title: Ubiquiti Networks AF-11FX
To: FCC 47 CFR Part 101, Part 15B
Serial #: UBIQ01-U2 Rev B
Issue Date: 27th September 2016
Page: 190 of 379



Unwanted Emissions 1000-10000 MHz

Variant: 10MHz QPSK, Channel: 11.21 GHz, Chain b, Temp: ambient, Voltage: 50 Vdc

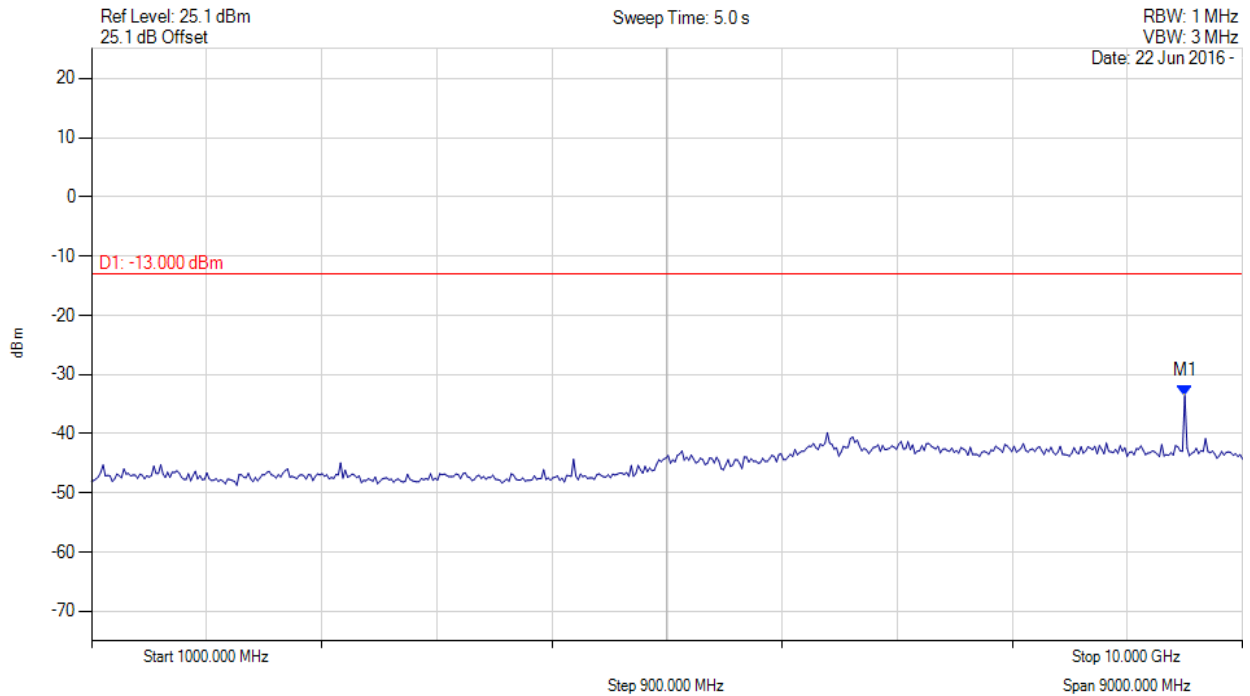


| Analyzer Setup | Marker:Frequency:Amplitude | Test Results |
|---|---------------------------------|------------------------------|
| Detector = MAX PEAK Sweep Count = 0 RF Atten (dB) = 10 Trace Mode = VIEW | M1 : 9062.124 MHz : -40.234 dBm | Channel Frequency: 11.21 GHz |

This test report may be reproduced in full only. The document may only be updated by MiCOM Labs personnel. Any changes will be noted in the Document History section of the report.

Unwanted Emissions 1000-10000 MHz

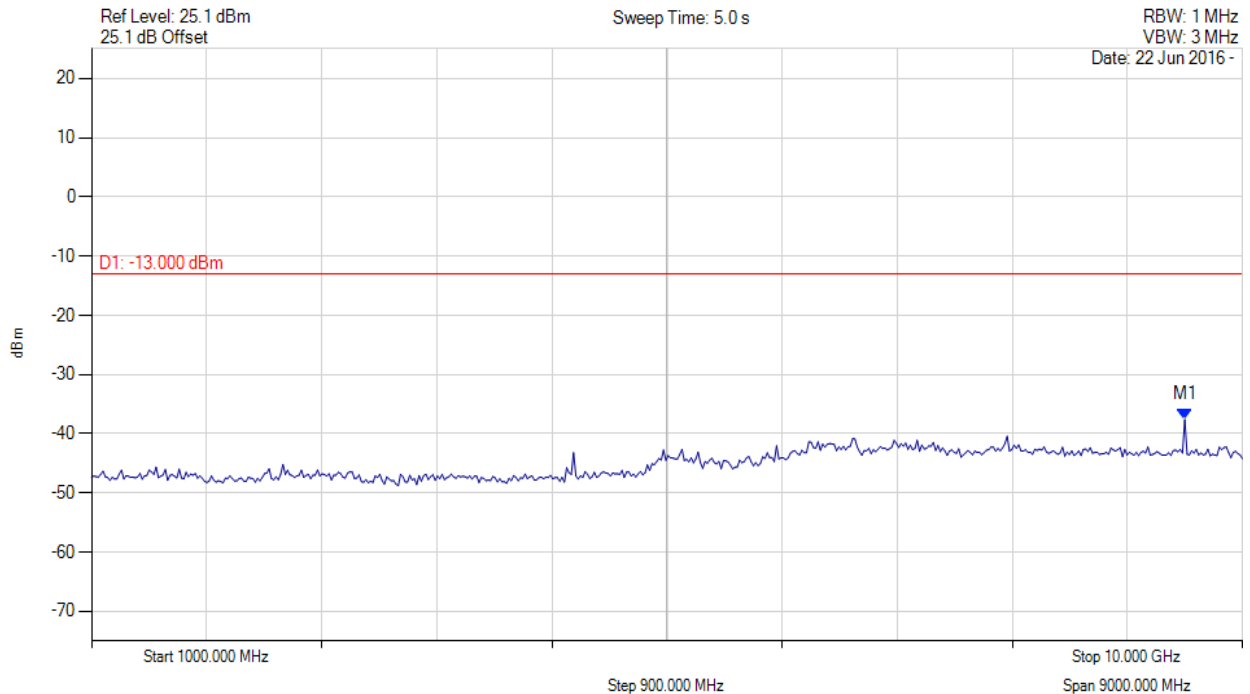
Variant: 10MHz QPSK, Channel: 11.70 GHz, Chain a, Temp: ambient, Voltage: 50 Vdc



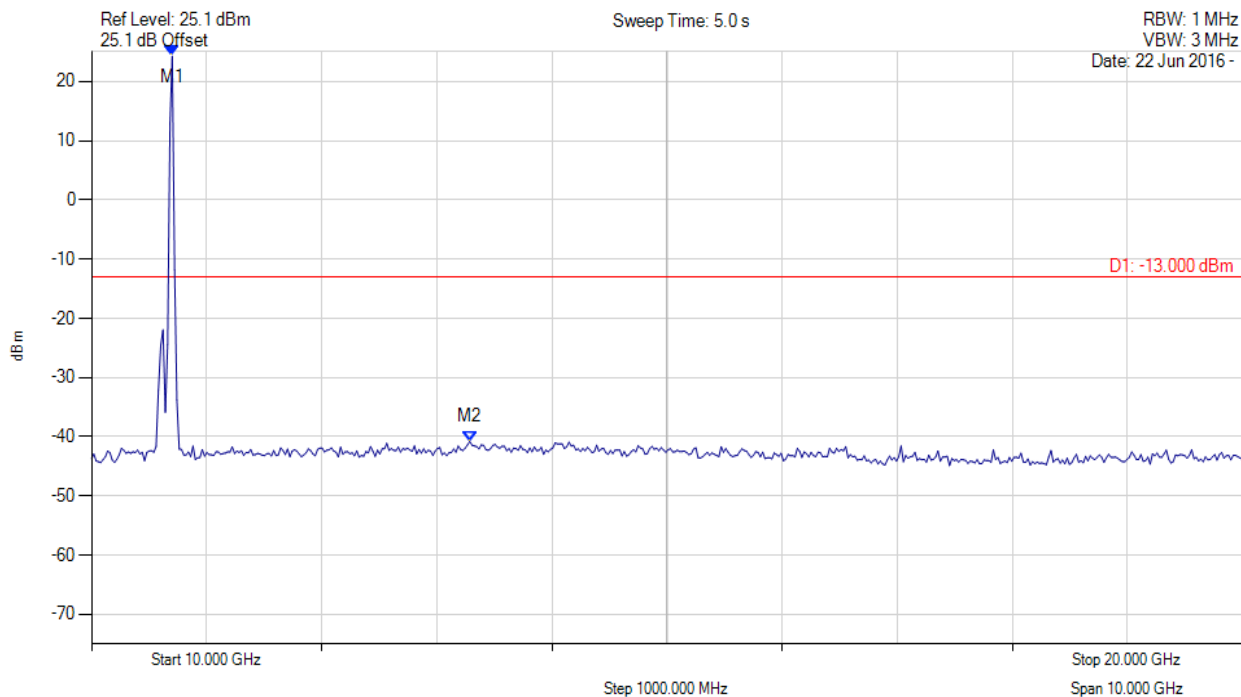
| Analyzer Setup | Marker:Frequency:Amplitude | Test Results |
|---|---------------------------------|------------------------------|
| Detector = MAX PEAK Sweep Count = 0 RF Atten (dB) = 10 Trace Mode = VIEW | M1 : 9549.098 MHz : -33.553 dBm | Channel Frequency: 11.70 GHz |

Unwanted Emissions 1000-10000 MHz

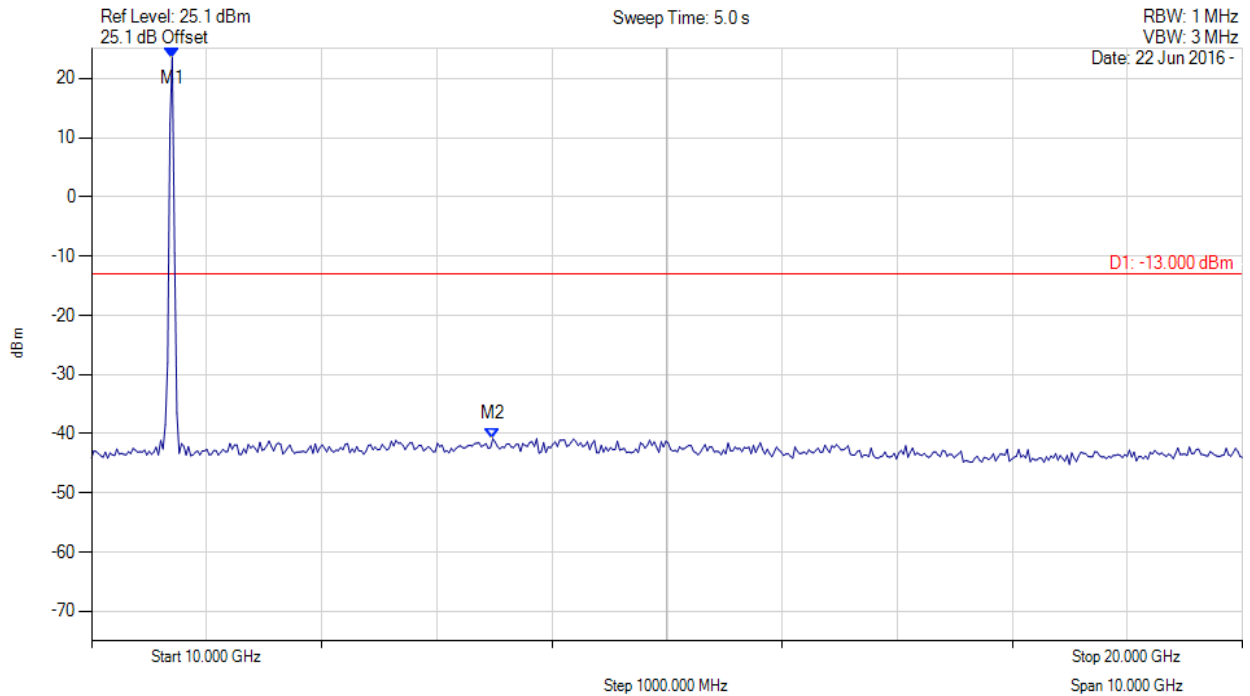
Variant: 10MHz QPSK, Channel: 11.70 GHz, Chain b, Temp: ambient, Voltage: 50 Vdc



| Analyzer Setup | Marker:Frequency:Amplitude | Test Results |
|---|---------------------------------|------------------------------|
| Detector = MAX PEAK Sweep Count = 0 RF Atten (dB) = 10 Trace Mode = VIEW | M1 : 9549.098 MHz : -37.594 dBm | Channel Frequency: 11.70 GHz |



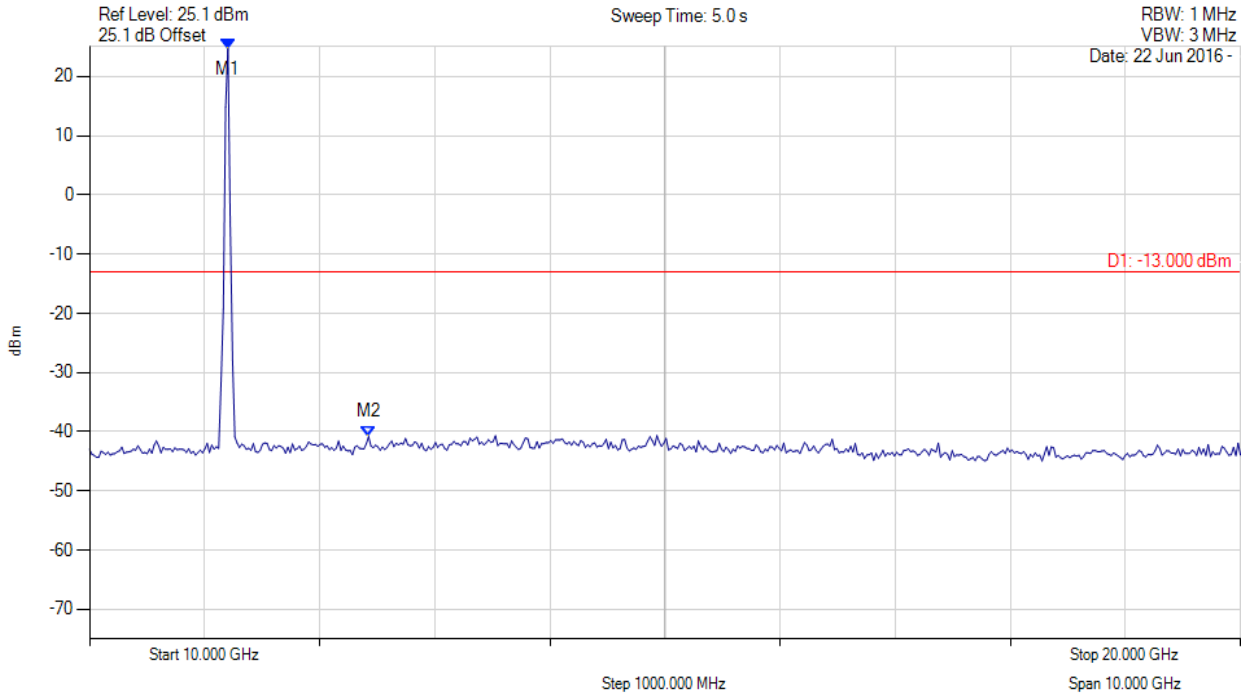
| Analyzer Setup | Marker:Frequency:Amplitude | Test Results |
|---|---|------------------------------|
| Detector = MAX PEAK Sweep Count = 0 RF Atten (dB) = 10 Trace Mode = VIEW | M1 : 10.701 GHz : 24.280 dBm M2 : 13.287 GHz : -40.777 dBm | Channel Frequency: 10.71 GHz |



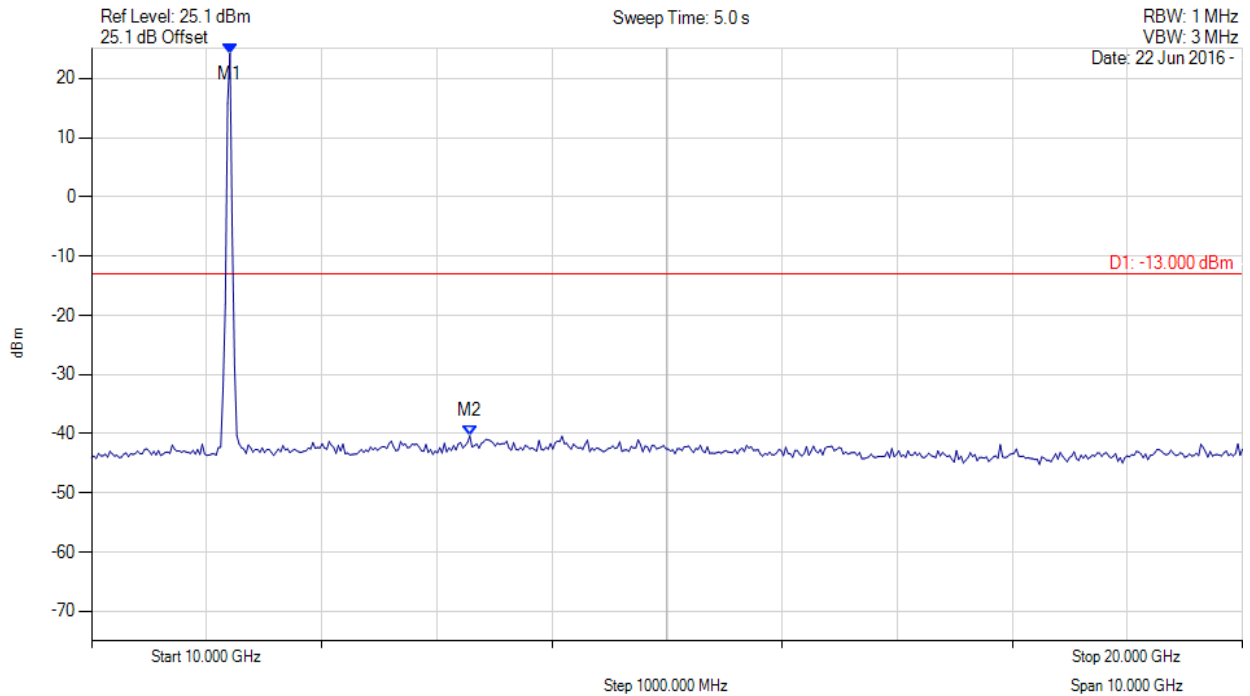
| Analyzer Setup | Marker:Frequency:Amplitude | Test Results |
|---|---|------------------------------|
| Detector = MAX PEAK Sweep Count = 0 RF Atten (dB) = 10 Trace Mode = VIEW | M1 : 10.701 GHz : 23.532 dBm M2 : 13.487 GHz : -40.838 dBm | Channel Frequency: 10.71 GHz |

Unwanted Emissions 10000-20000 MHz

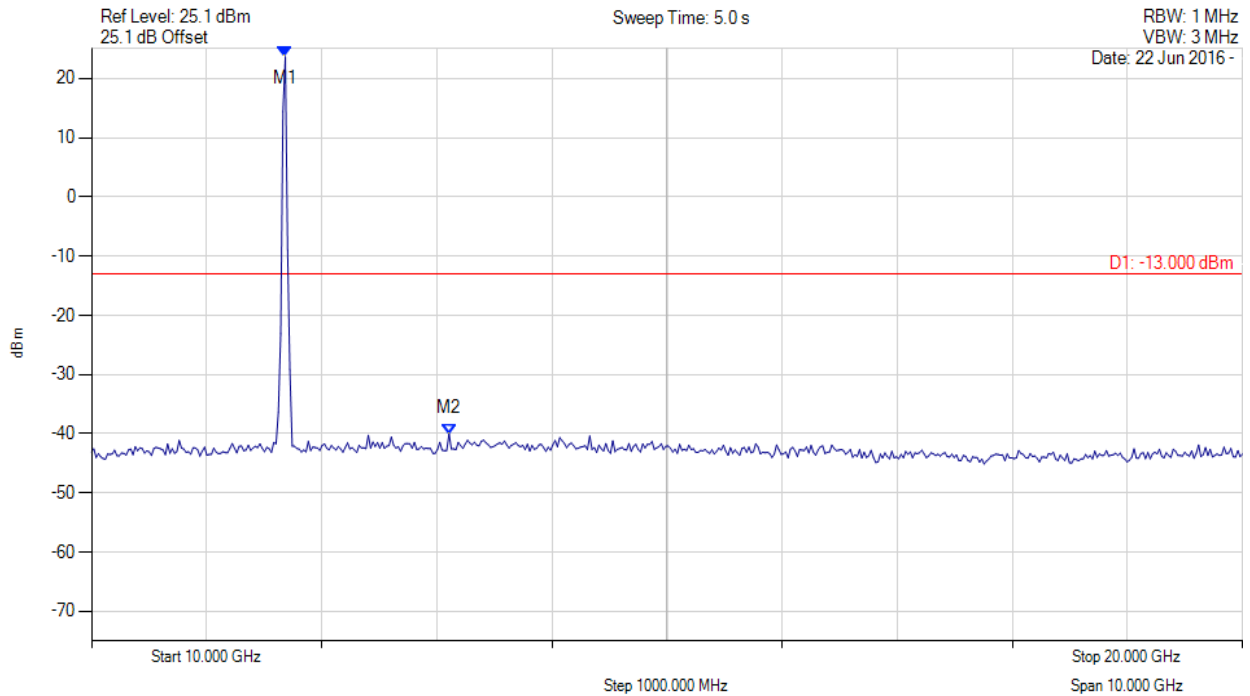
Variant: 10MHz QPSK, Channel: 11.21 GHz, Chain a, Temp: ambient, Voltage: 50 Vdc



| Analyzer Setup | Marker:Frequency:Amplitude | Test Results |
|---|---|------------------------------|
| Detector = MAX PEAK Sweep Count = 0 RF Atten (dB) = 10 Trace Mode = VIEW | M1 : 11.202 GHz : 24.710 dBm M2 : 12.425 GHz : -40.795 dBm | Channel Frequency: 11.21 GHz |



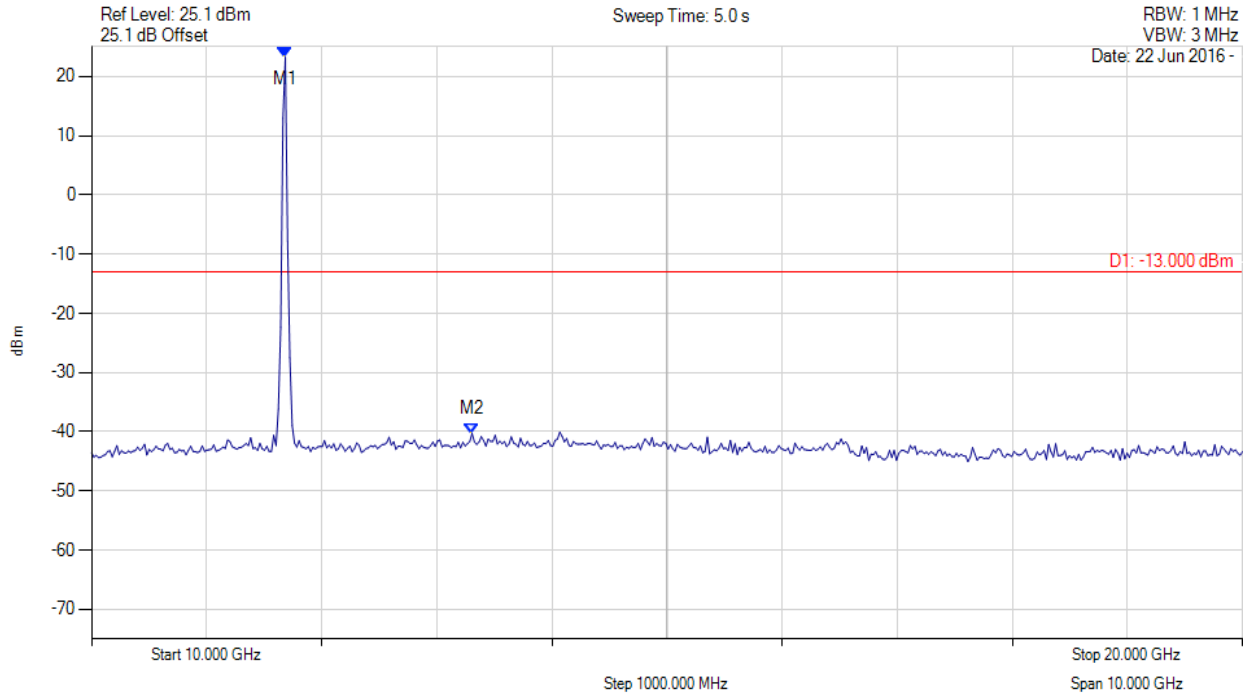
| Analyzer Setup | Marker:Frequency:Amplitude | Test Results |
|---|---|------------------------------|
| Detector = MAX PEAK Sweep Count = 0 RF Atten (dB) = 10 Trace Mode = VIEW | M1 : 11.202 GHz : 24.260 dBm M2 : 13.287 GHz : -40.350 dBm | Channel Frequency: 11.21 GHz |



| Analyzer Setup | Marker:Frequency:Amplitude | Test Results |
|---|---|------------------------------|
| Detector = MAX PEAK Sweep Count = 0 RF Atten (dB) = 10 Trace Mode = VIEW | M1 : 11.683 GHz : 23.658 dBm M2 : 13.106 GHz : -40.010 dBm | Channel Frequency: 11.70 GHz |

Unwanted Emissions 10000-20000 MHz

Variant: 10MHz QPSK, Channel: 11.70 GHz, Chain b, Temp: ambient, Voltage: 50 Vdc

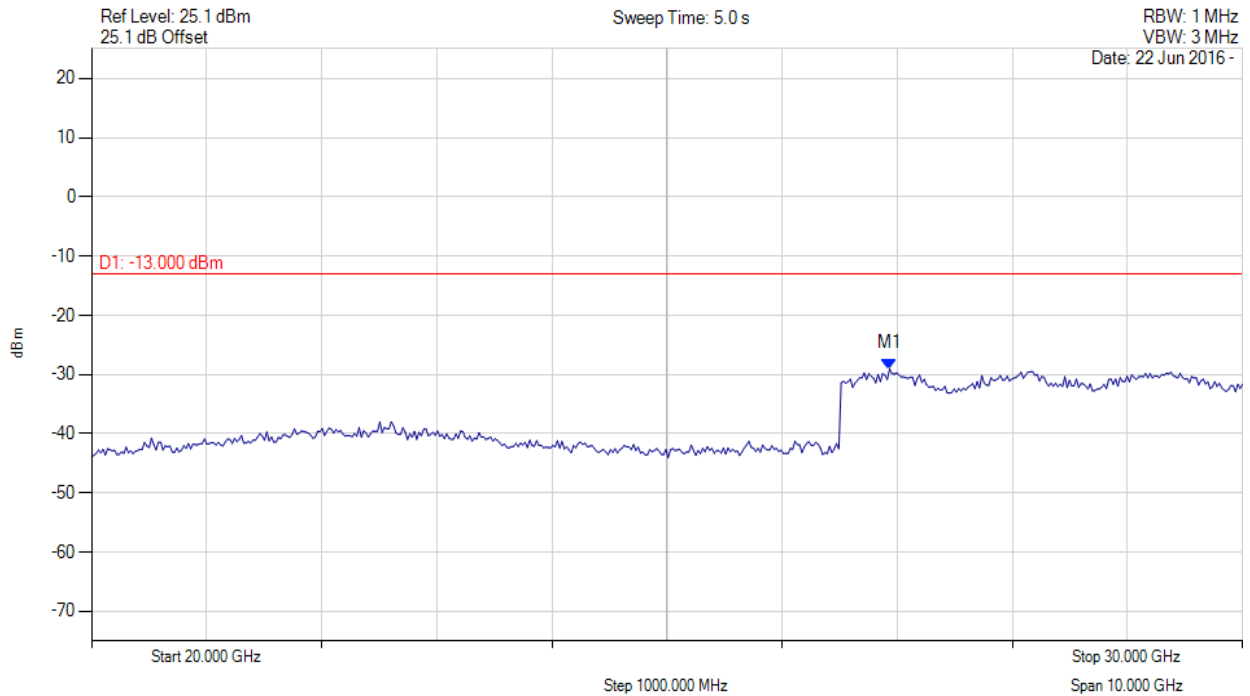


| Analyzer Setup | Marker:Frequency:Amplitude | Test Results |
|---|---|------------------------------|
| Detector = MAX PEAK Sweep Count = 0 RF Atten (dB) = 10 Trace Mode = VIEW | M1 : 11.683 GHz : 23.235 dBm M2 : 13.307 GHz : -40.289 dBm | Channel Frequency: 11.70 GHz |

This test report may be reproduced in full only. The document may only be updated by MiCOM Labs personnel. Any changes will be noted in the Document History section of the report.

Unwanted Emissions 20000-30000 MHz

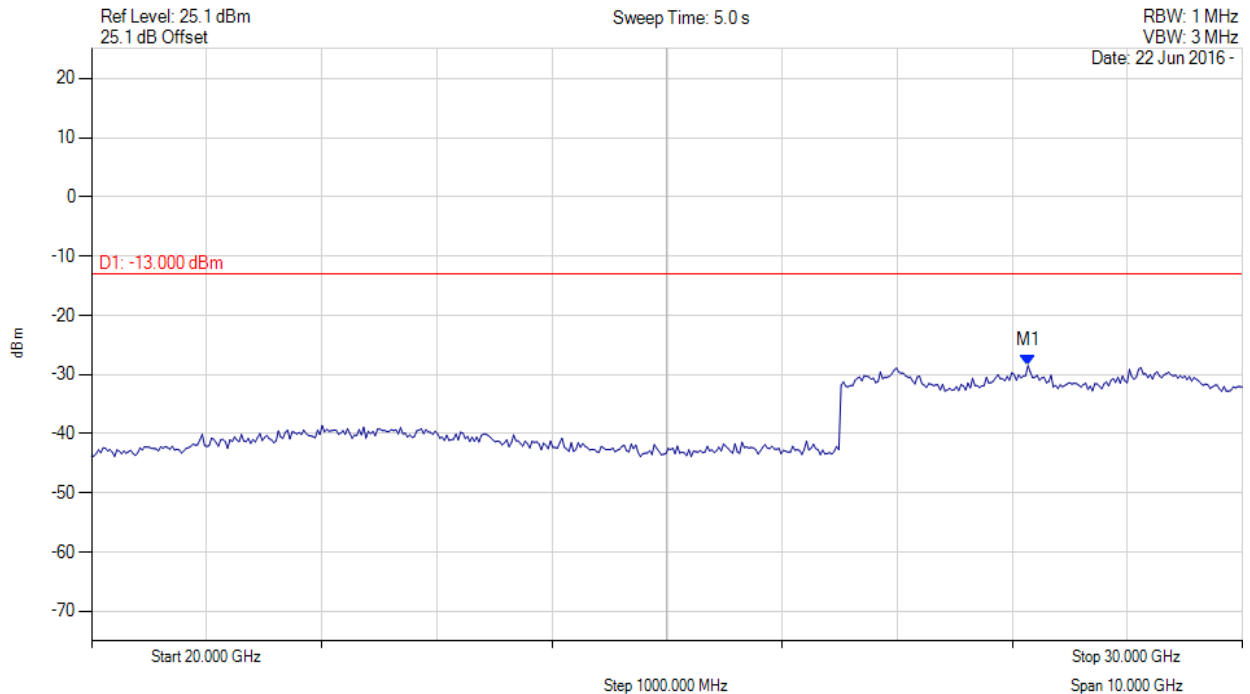
Variant: 10MHz QPSK, Channel: 10.71 GHz, Chain a, Temp: ambient, Voltage: 50 Vdc



| Analyzer Setup | Marker:Frequency:Amplitude | Test Results |
|---|-------------------------------|------------------------------|
| Detector = MAX PEAK Sweep Count = 0 RF Atten (dB) = 10 Trace Mode = VIEW | M1 : 26.934 GHz : -29.026 dBm | Channel Frequency: 10.71 GHz |

Unwanted Emissions 20000-30000 MHz

Variant: 10MHz QPSK, Channel: 10.71 GHz, Chain b, Temp: ambient, Voltage: 50 Vdc



| Analyzer Setup | Marker:Frequency:Amplitude | Test Results |
|---|-------------------------------|------------------------------|
| Detector = MAX PEAK Sweep Count = 0 RF Atten (dB) = 10 Trace Mode = VIEW | M1 : 28.136 GHz : -28.491 dBm | Channel Frequency: 10.71 GHz |

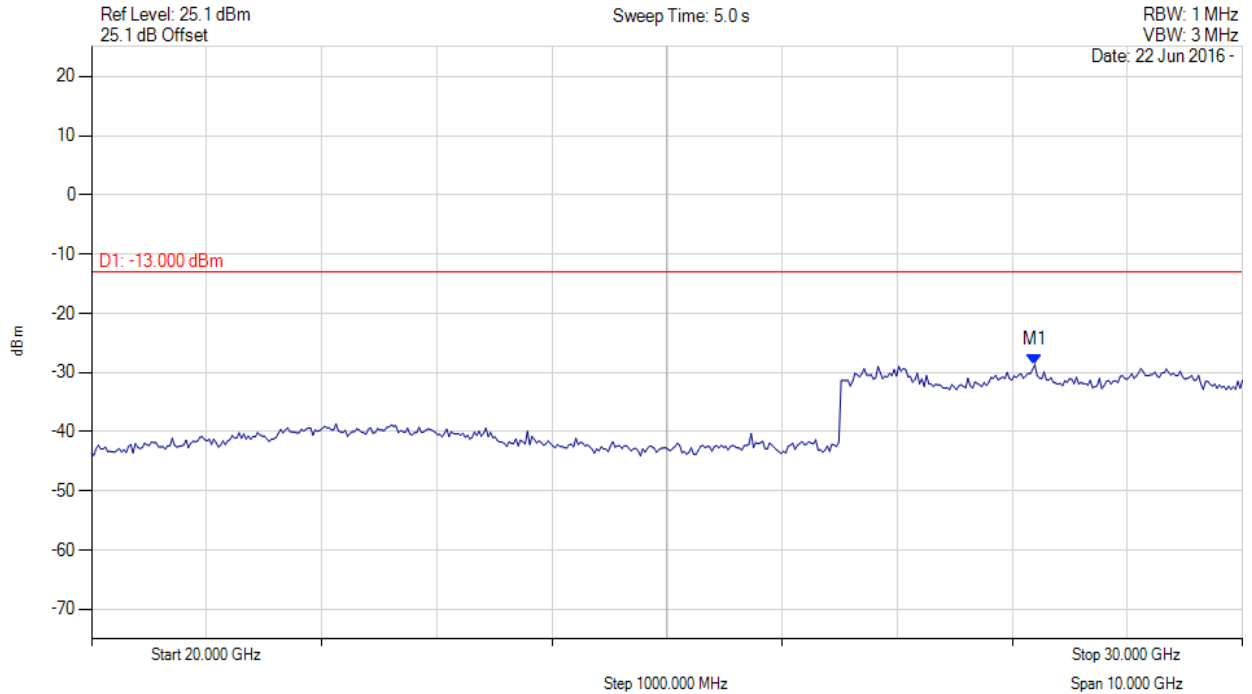


Title: Ubiquiti Networks AF-11FX
To: FCC 47 CFR Part 101, Part 15B
Serial #: UBIQ01-U2 Rev B
Issue Date: 27th September 2016
Page: 201 of 379



Unwanted Emissions 20000-30000 MHz

Variant: 10MHz QPSK, Channel: 11.21 GHz, Chain a, Temp: ambient, Voltage: 50 Vdc

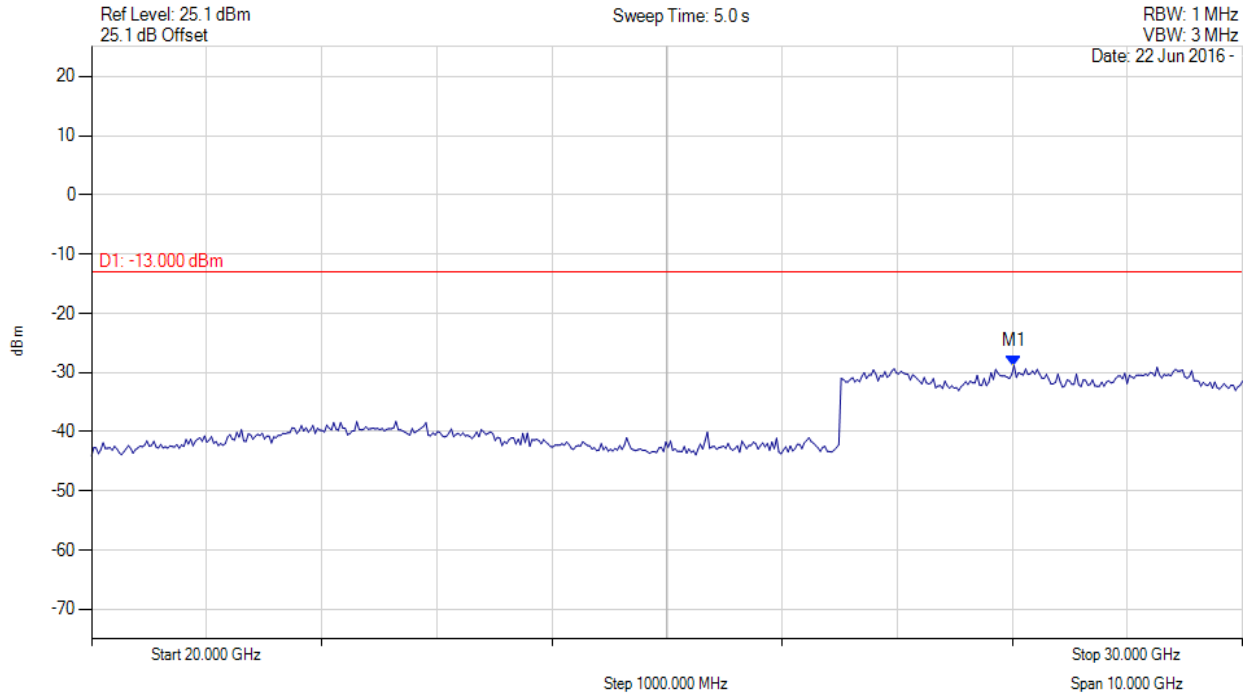


| Analyzer Setup | Marker:Frequency:Amplitude | Test Results |
|---|-------------------------------|------------------------------|
| Detector = MAX PEAK Sweep Count = 0 RF Atten (dB) = 10 Trace Mode = VIEW | M1 : 28.196 GHz : -28.654 dBm | Channel Frequency: 11.21 GHz |

This test report may be reproduced in full only. The document may only be updated by MiCOM Labs personnel. Any changes will be noted in the Document History section of the report.

Unwanted Emissions 20000-30000 MHz

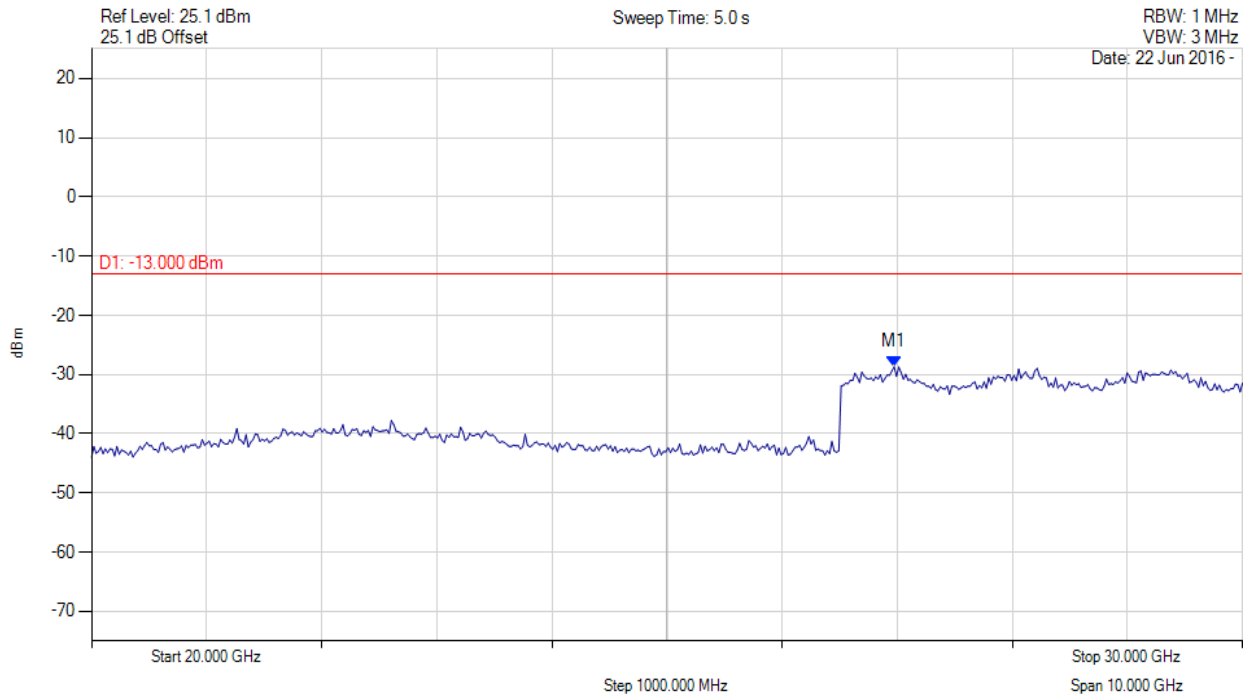
Variant: 10MHz QPSK, Channel: 11.21 GHz, Chain b, Temp: ambient, Voltage: 50 Vdc



| Analyzer Setup | Marker:Frequency:Amplitude | Test Results |
|---|-------------------------------|------------------------------|
| Detector = MAX PEAK Sweep Count = 0 RF Atten (dB) = 10 Trace Mode = VIEW | M1 : 28.016 GHz : -28.847 dBm | Channel Frequency: 11.21 GHz |

Unwanted Emissions 20000-30000 MHz

Variant: 10MHz QPSK, Channel: 11.70 GHz, Chain a, Temp: ambient, Voltage: 50 Vdc



| Analyzer Setup | Marker:Frequency:Amplitude | Test Results |
|---|-------------------------------|------------------------------|
| Detector = MAX PEAK Sweep Count = 0 RF Atten (dB) = 10 Trace Mode = VIEW | M1 : 26.974 GHz : -28.682 dBm | Channel Frequency: 11.70 GHz |

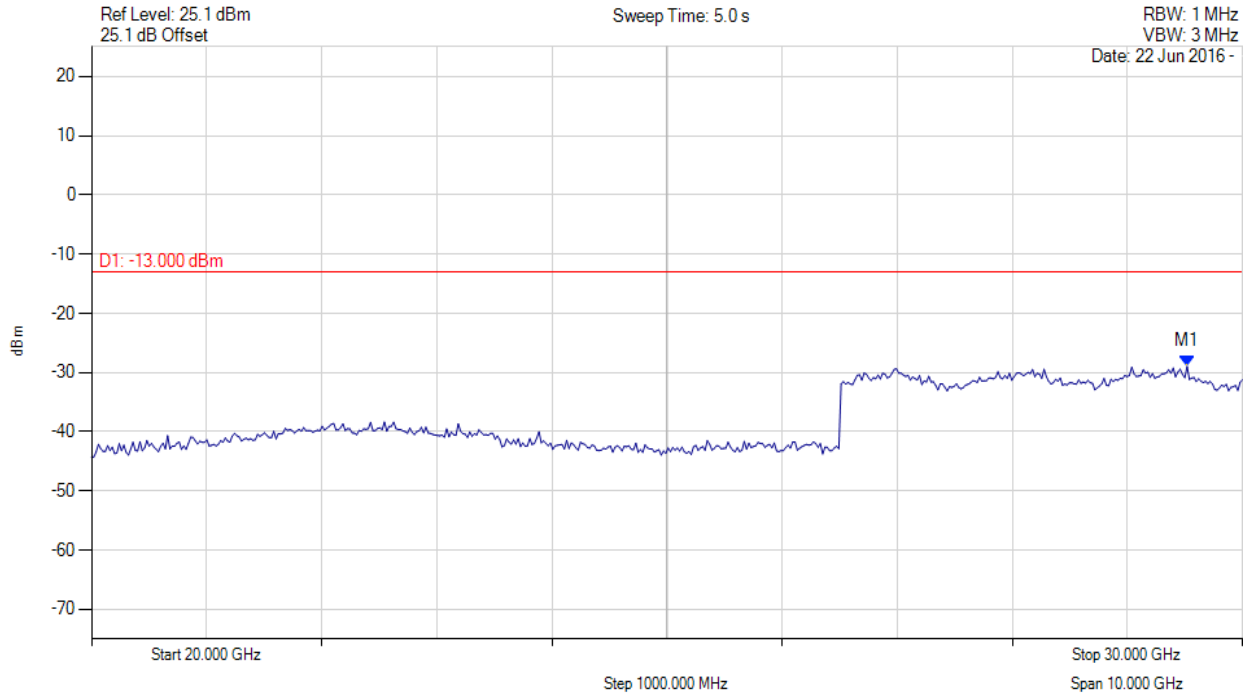


Title: Ubiquiti Networks AF-11FX
To: FCC 47 CFR Part 101, Part 15B
Serial #: UBIQ01-U2 Rev B
Issue Date: 27th September 2016
Page: 204 of 379



Unwanted Emissions 20000-30000 MHz

Variant: 10MHz QPSK, Channel: 11.70 GHz, Chain b, Temp: ambient, Voltage: 50 Vdc

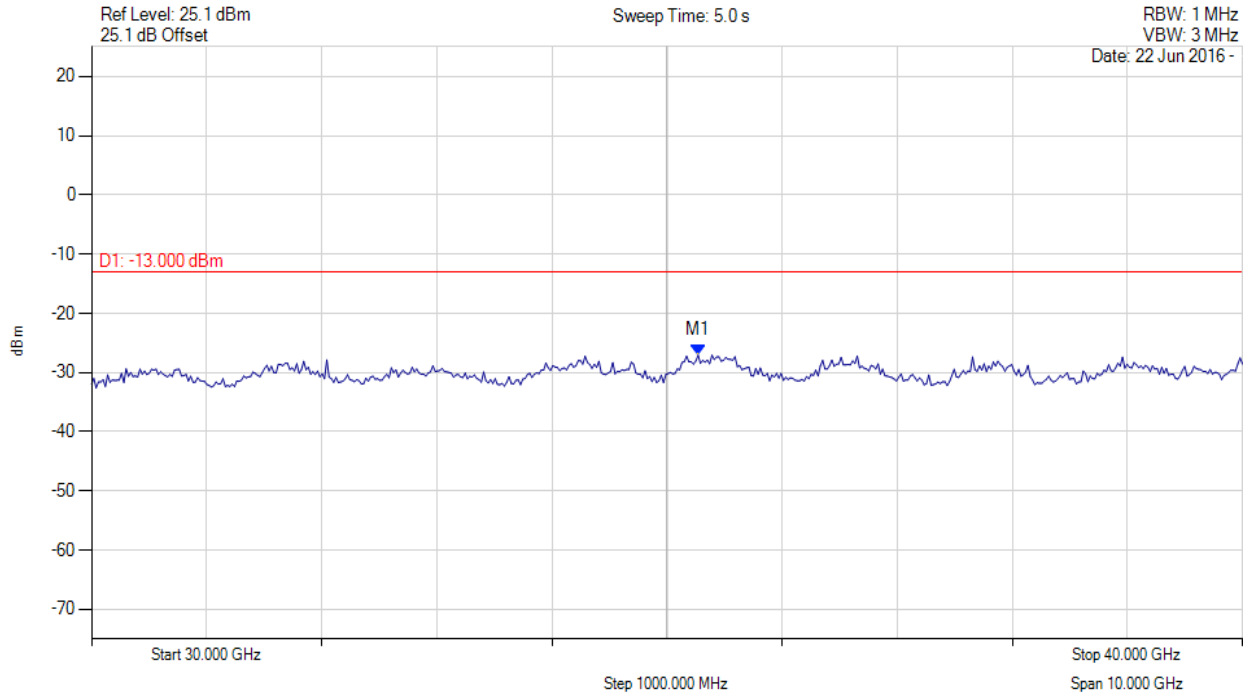


| Analyzer Setup | Marker:Frequency:Amplitude | Test Results |
|---|-------------------------------|------------------------------|
| Detector = MAX PEAK Sweep Count = 0 RF Atten (dB) = 10 Trace Mode = VIEW | M1 : 29.519 GHz : -28.947 dBm | Channel Frequency: 11.70 GHz |

This test report may be reproduced in full only. The document may only be updated by MiCOM Labs personnel. Any changes will be noted in the Document History section of the report.

Unwanted Emissions 30000-40000 MHz

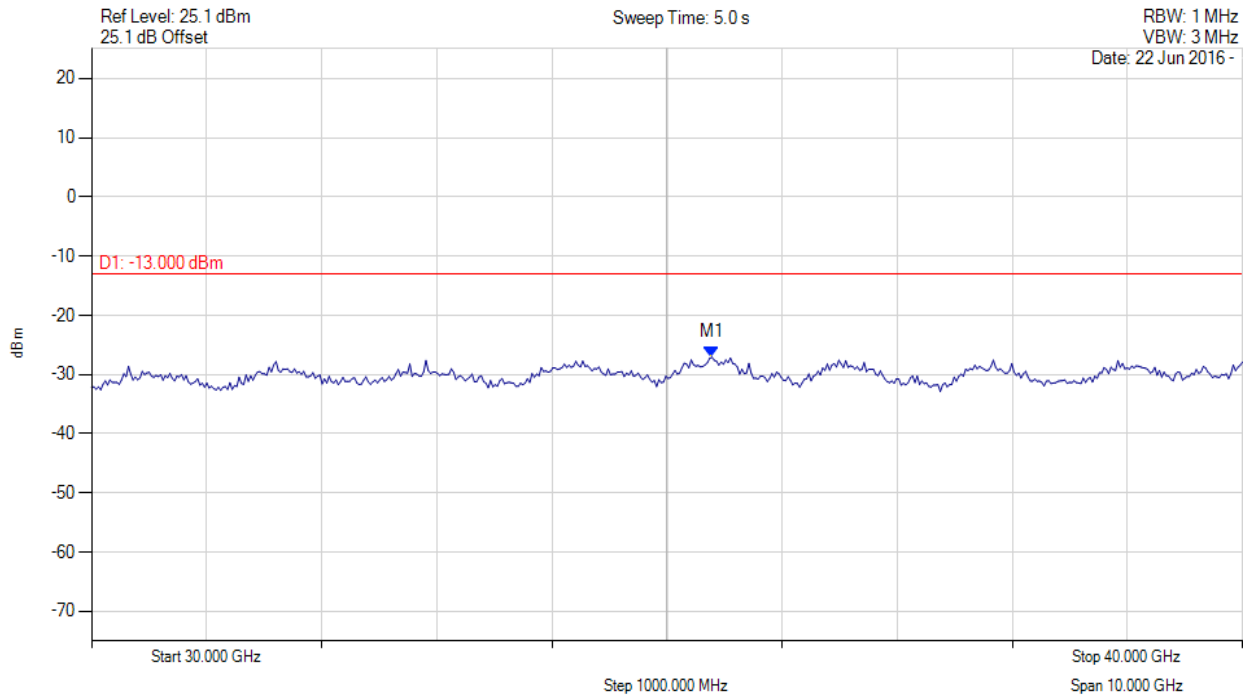
Variant: 10MHz QPSK, Channel: 10.71 GHz, Chain a, Temp: ambient, Voltage: 50 Vdc



| Analyzer Setup | Marker:Frequency:Amplitude | Test Results |
|---|-------------------------------|------------------------------|
| Detector = MAX PEAK Sweep Count = 0 RF Atten (dB) = 10 Trace Mode = VIEW | M1 : 35.271 GHz : -27.047 dBm | Channel Frequency: 10.71 GHz |

Unwanted Emissions 30000-40000 MHz

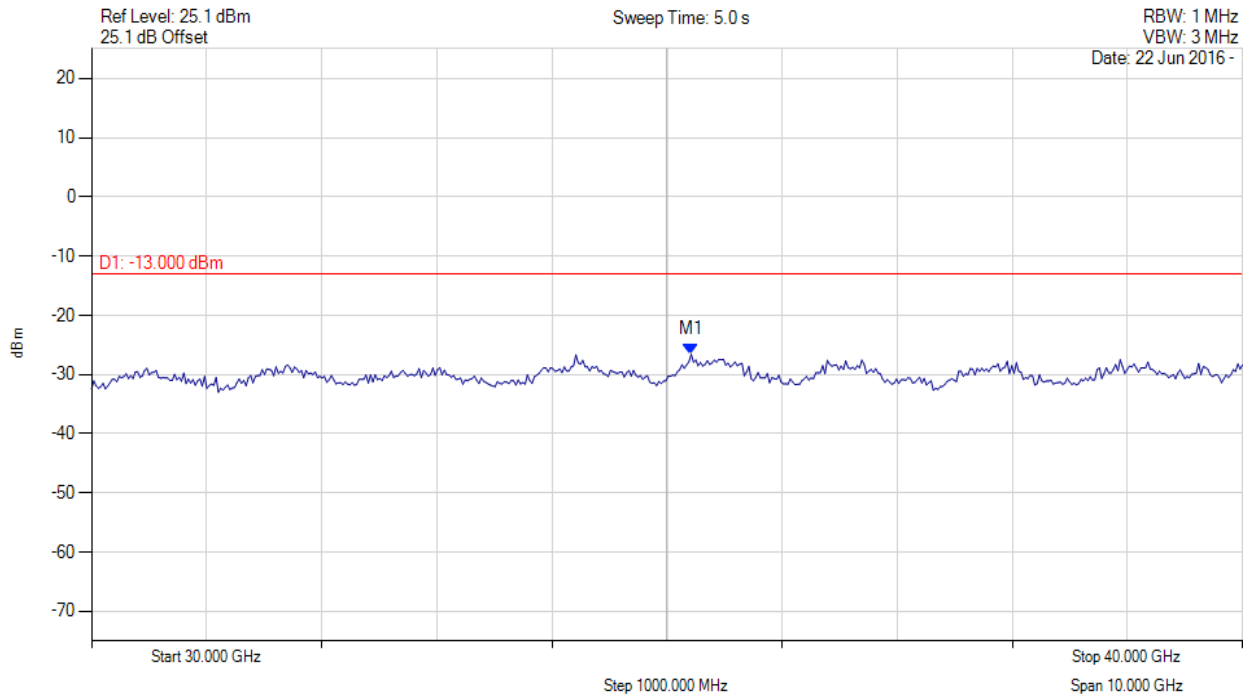
Variant: 10MHz QPSK, Channel: 10.71 GHz, Chain b, Temp: ambient, Voltage: 50 Vdc



| Analyzer Setup | Marker:Frequency:Amplitude | Test Results |
|---|-------------------------------|------------------------------|
| Detector = MAX PEAK Sweep Count = 0 RF Atten (dB) = 10 Trace Mode = VIEW | M1 : 35.391 GHz : -27.064 dBm | Channel Frequency: 10.71 GHz |

Unwanted Emissions 30000-40000 MHz

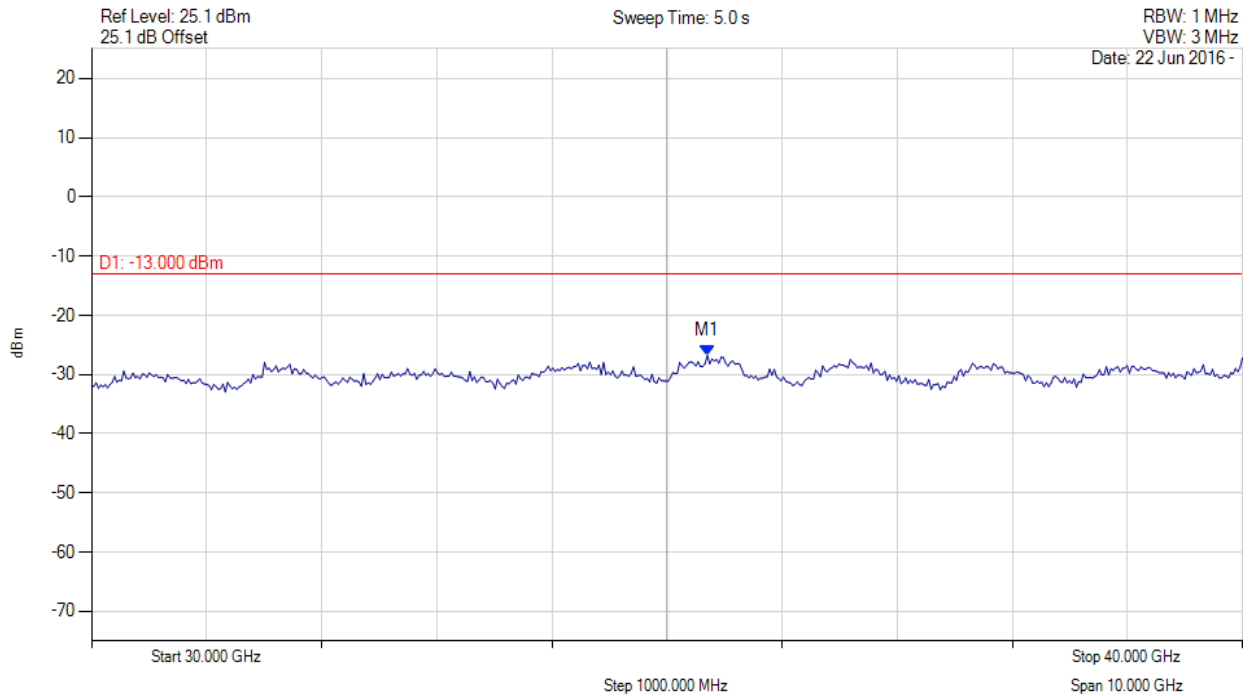
Variant: 10MHz QPSK, Channel: 11.21 GHz, Chain a, Temp: ambient, Voltage: 50 Vdc



| Analyzer Setup | Marker:Frequency:Amplitude | Test Results |
|---|-------------------------------|------------------------------|
| Detector = MAX PEAK Sweep Count = 0 RF Atten (dB) = 10 Trace Mode = VIEW | M1 : 35.210 GHz : -26.584 dBm | Channel Frequency: 11.21 GHz |

Unwanted Emissions 30000-40000 MHz

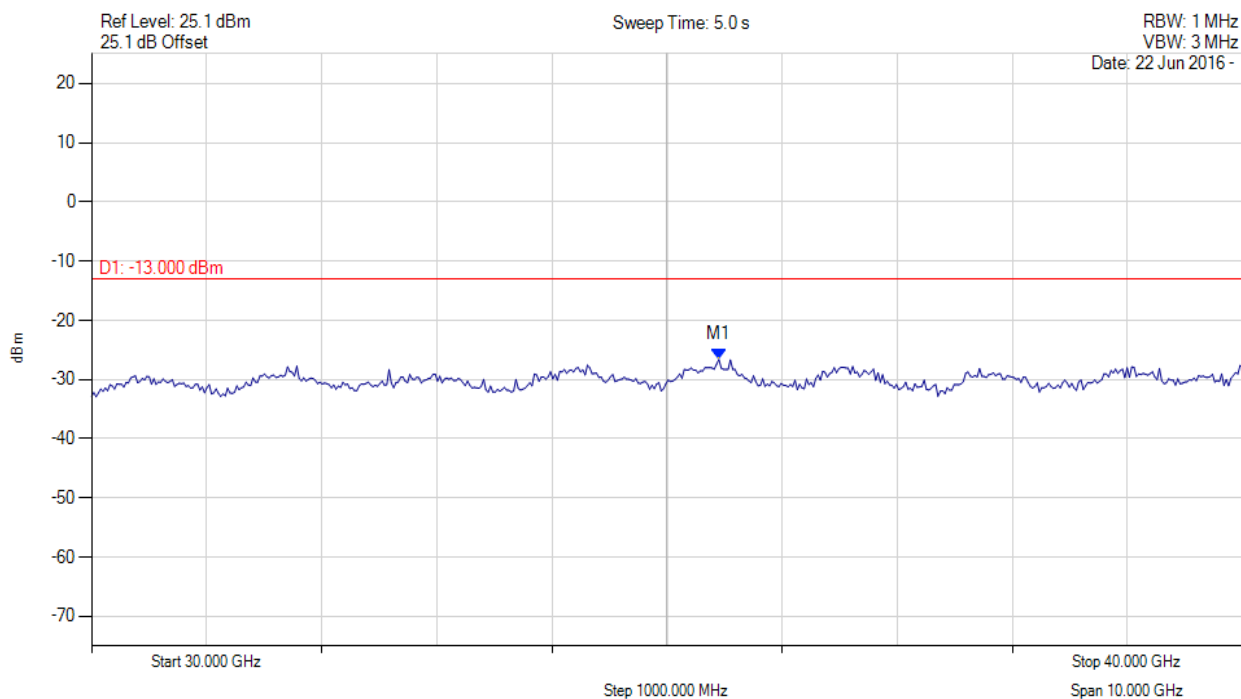
Variant: 10MHz QPSK, Channel: 11.21 GHz, Chain b, Temp: ambient, Voltage: 50 Vdc



| Analyzer Setup | Marker:Frequency:Amplitude | Test Results |
|---|-------------------------------|------------------------------|
| Detector = MAX PEAK Sweep Count = 0 RF Atten (dB) = 10 Trace Mode = VIEW | M1 : 35.351 GHz : -26.771 dBm | Channel Frequency: 11.21 GHz |

Unwanted Emissions 30000-40000 MHz

Variant: 10MHz QPSK, Channel: 11.70 GHz, Chain a, Temp: ambient, Voltage: 50 Vdc

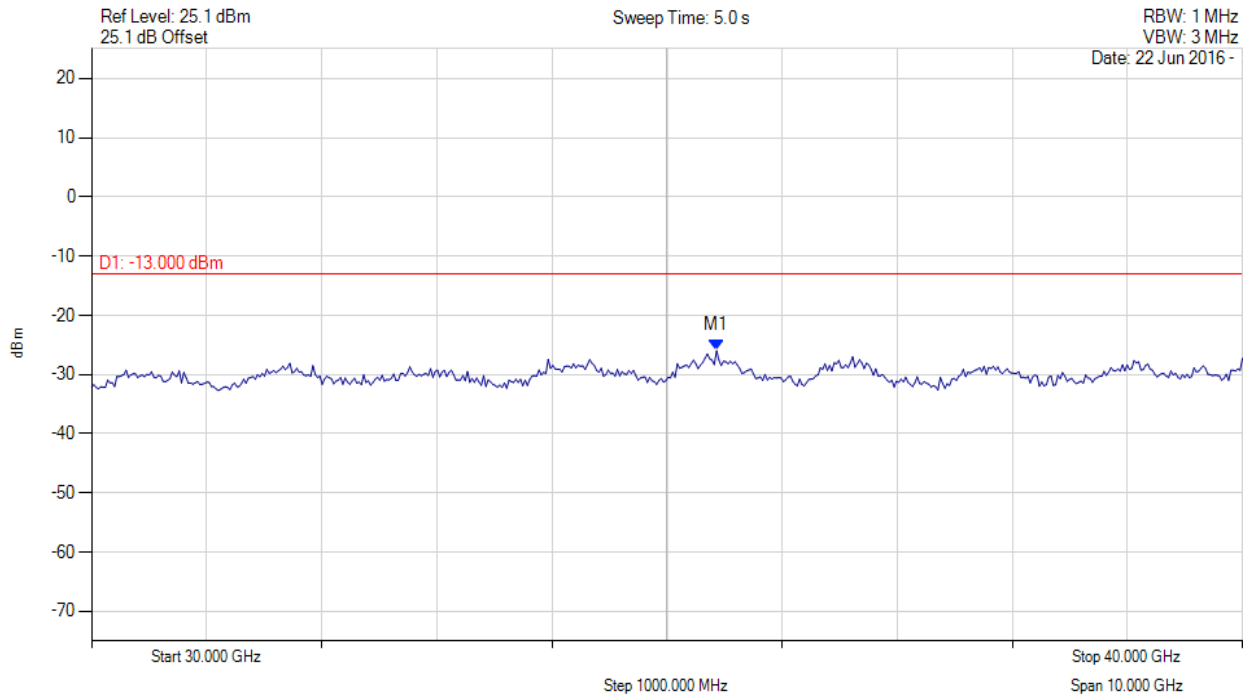


| Analyzer Setup | Marker:Frequency:Amplitude | Test Results |
|---|-------------------------------|------------------------------|
| Detector = MAX PEAK Sweep Count = 0 RF Atten (dB) = 10 Trace Mode = VIEW | M1 : 35.451 GHz : -26.594 dBm | Channel Frequency: 11.70 GHz |

This test report may be reproduced in full only. The document may only be updated by MiCOM Labs personnel. Any changes will be noted in the Document History section of the report.

Unwanted Emissions 30000-40000 MHz

Variant: 10MHz QPSK, Channel: 11.70 GHz, Chain b, Temp: ambient, Voltage: 50 Vdc



| Analyzer Setup | Marker:Frequency:Amplitude | Test Results |
|---|-------------------------------|------------------------------|
| Detector = MAX PEAK Sweep Count = 0 RF Atten (dB) = 10 Trace Mode = VIEW | M1 : 35.431 GHz : -25.973 dBm | Channel Frequency: 11.70 GHz |

This test report may be reproduced in full only. The document may only be updated by MiCOM Labs personnel. Any changes will be noted in the Document History section of the report.

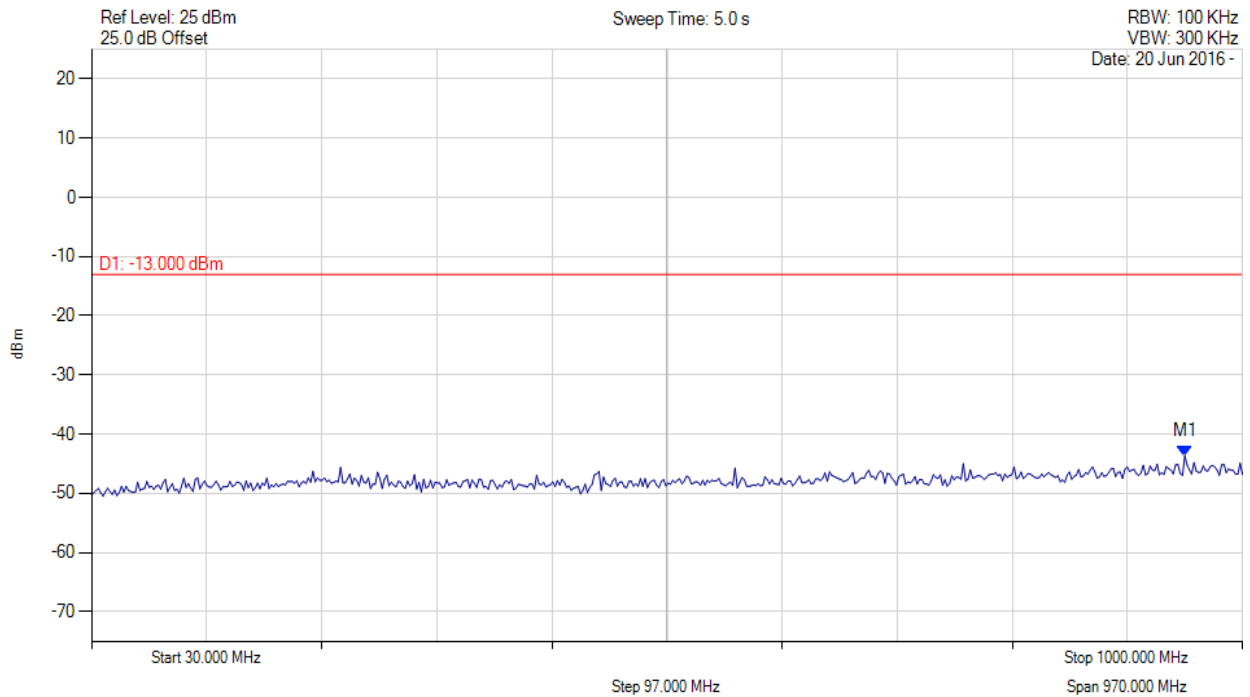


Title: Ubiquiti Networks AF-11FX
To: FCC 47 CFR Part 101, Part 15B
Serial #: UBIQ01-U2 Rev B
Issue Date: 27th September 2016
Page: 211 of 379



Unwanted Emissions 30-1000MHz

Variant: 30MHz QPSK, Channel: 10.72 GHz, Chain a, Temp: ambient, Voltage: 50 Vdc



| Analyzer Setup | Marker:Frequency:Amplitude | Test Results |
|---|--------------------------------|------------------------------|
| Detector = MAX PEAK Sweep Count = 0 RF Atten (dB) = 20 Trace Mode = VIEW | M1 : 951.403 MHz : -43.672 dBm | Channel Frequency: 10.72 GHz |

This test report may be reproduced in full only. The document may only be updated by MiCOM Labs personnel. Any changes will be noted in the Document History section of the report.

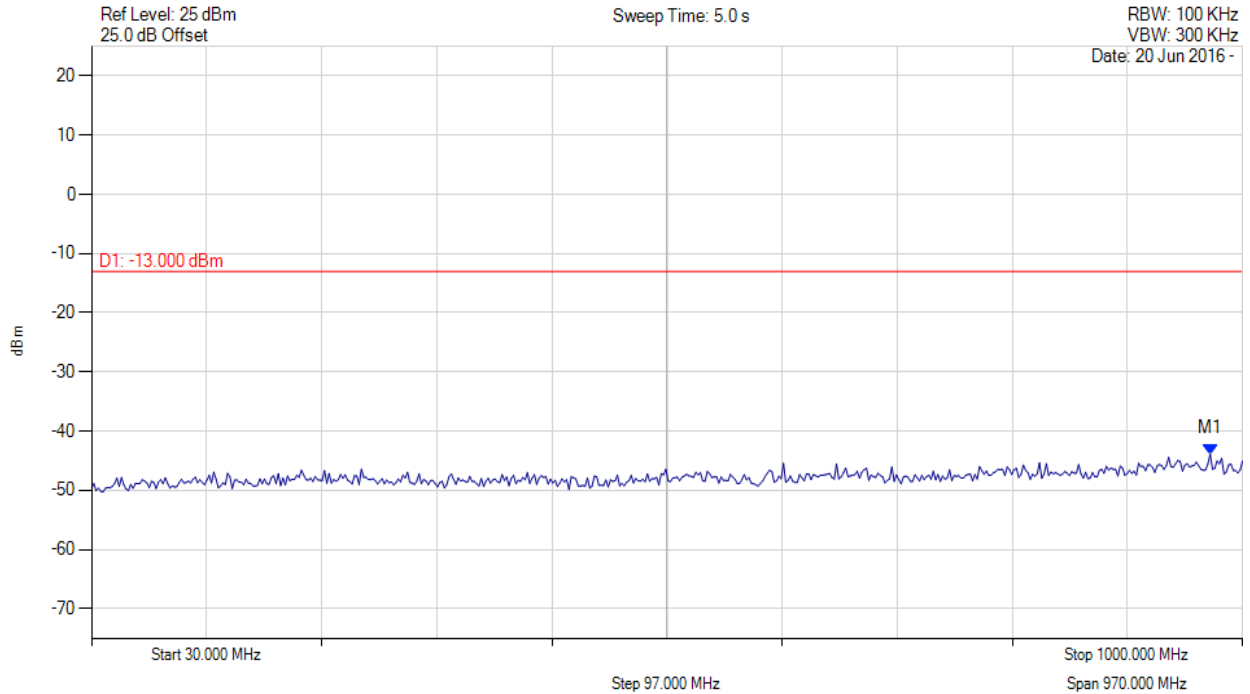


Title: Ubiquiti Networks AF-11FX
To: FCC 47 CFR Part 101, Part 15B
Serial #: UBIQ01-U2 Rev B
Issue Date: 27th September 2016
Page: 212 of 379



Unwanted Emissions 30-1000MHz

Variant: 30MHz QPSK, Channel: 10.72 GHz, Chain b, Temp: ambient, Voltage: 50 Vdc



| Analyzer Setup | Marker:Frequency:Amplitude | Test Results |
|---|--------------------------------|------------------------------|
| Detector = MAX PEAK Sweep Count = 0 RF Atten (dB) = 20 Trace Mode = VIEW | M1 : 972.786 MHz : -43.867 dBm | Channel Frequency: 10.72 GHz |

This test report may be reproduced in full only. The document may only be updated by MiCOM Labs personnel. Any changes will be noted in the Document History section of the report.

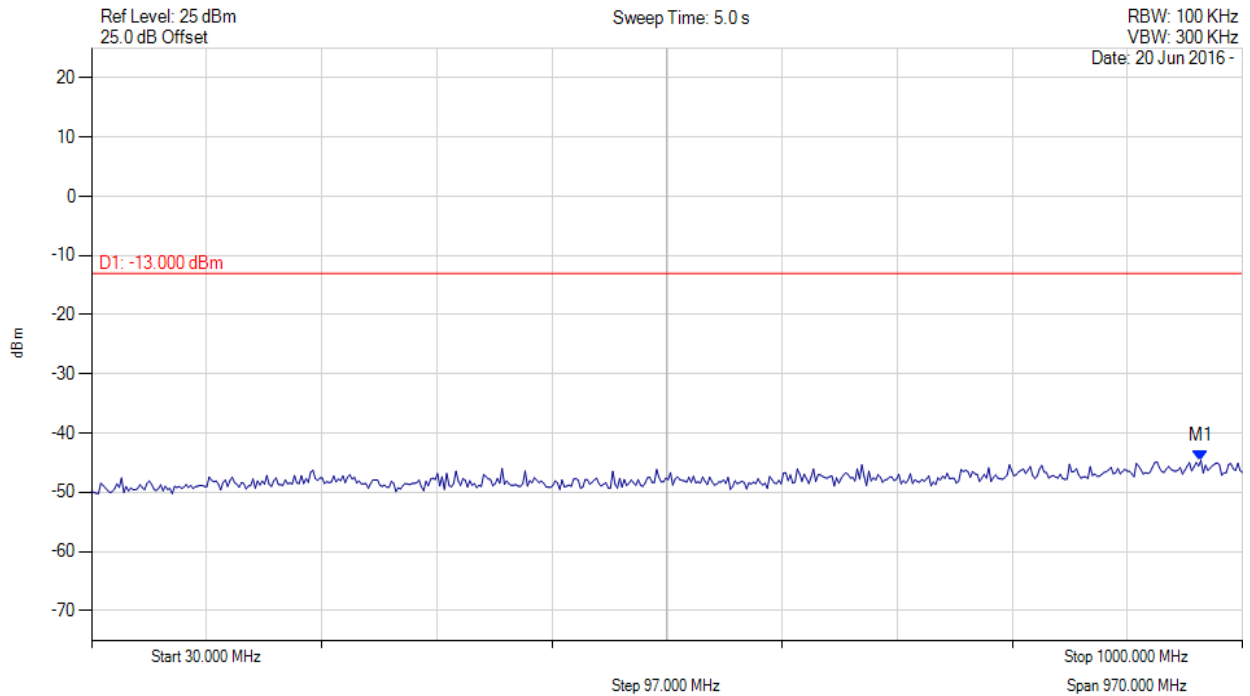


Title: Ubiquiti Networks AF-11FX
To: FCC 47 CFR Part 101, Part 15B
Serial #: UBIQ01-U2 Rev B
Issue Date: 27th September 2016
Page: 213 of 379



Unwanted Emissions 30-1000MHz

Variant: 30MHz QPSK, Channel: 11.22 GHz, Chain a, Temp: ambient, Voltage: 50 Vdc

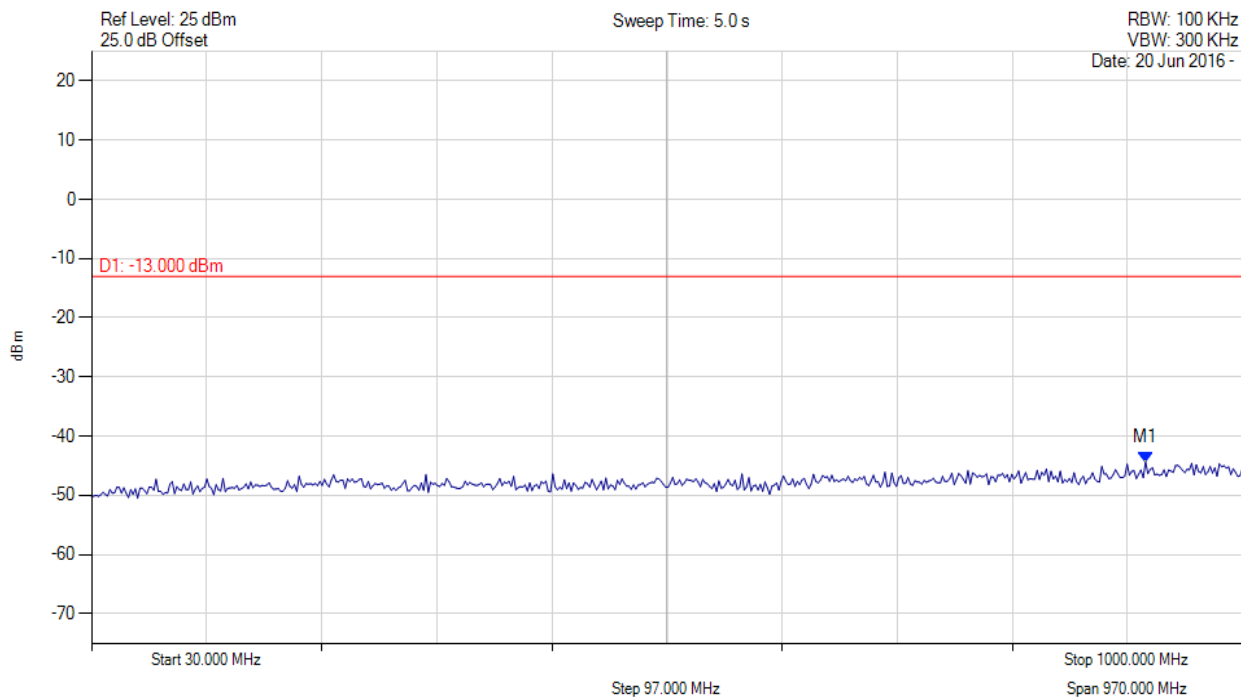


| Analyzer Setup | Marker:Frequency:Amplitude | Test Results |
|---|--------------------------------|------------------------------|
| Detector = MAX PEAK Sweep Count = 0 RF Atten (dB) = 20 Trace Mode = VIEW | M1 : 965.010 MHz : -44.591 dBm | Channel Frequency: 11.22 GHz |

This test report may be reproduced in full only. The document may only be updated by MiCOM Labs personnel. Any changes will be noted in the Document History section of the report.

Unwanted Emissions 30-1000MHz

Variant: 30MHz QPSK, Channel: 11.22 GHz, Chain b, Temp: ambient, Voltage: 50 Vdc

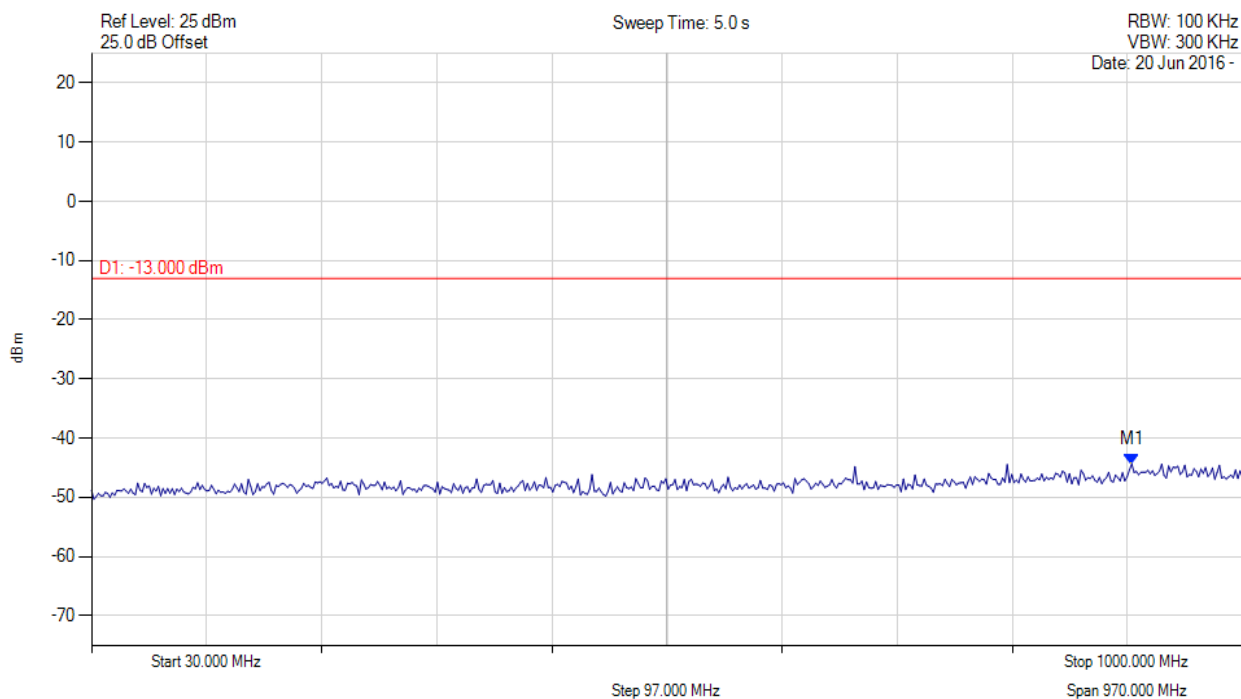


| Analyzer Setup | Marker:Frequency:Amplitude | Test Results |
|---|--------------------------------|------------------------------|
| Detector = MAX PEAK Sweep Count = 0 RF Atten (dB) = 20 Trace Mode = VIEW | M1 : 918.357 MHz : -44.355 dBm | Channel Frequency: 11.22 GHz |

This test report may be reproduced in full only. The document may only be updated by MiCOM Labs personnel. Any changes will be noted in the Document History section of the report.

Unwanted Emissions 30-1000MHz

Variant: 30MHz QPSK, Channel: 11.69 GHz, Chain a, Temp: ambient, Voltage: 50 Vdc



| Analyzer Setup | Marker:Frequency:Amplitude | Test Results |
|---|--------------------------------|------------------------------|
| Detector = MAX PEAK Sweep Count = 0 RF Atten (dB) = 20 Trace Mode = VIEW | M1 : 906.693 MHz : -44.351 dBm | Channel Frequency: 11.69 GHz |

This test report may be reproduced in full only. The document may only be updated by MiCOM Labs personnel. Any changes will be noted in the Document History section of the report.

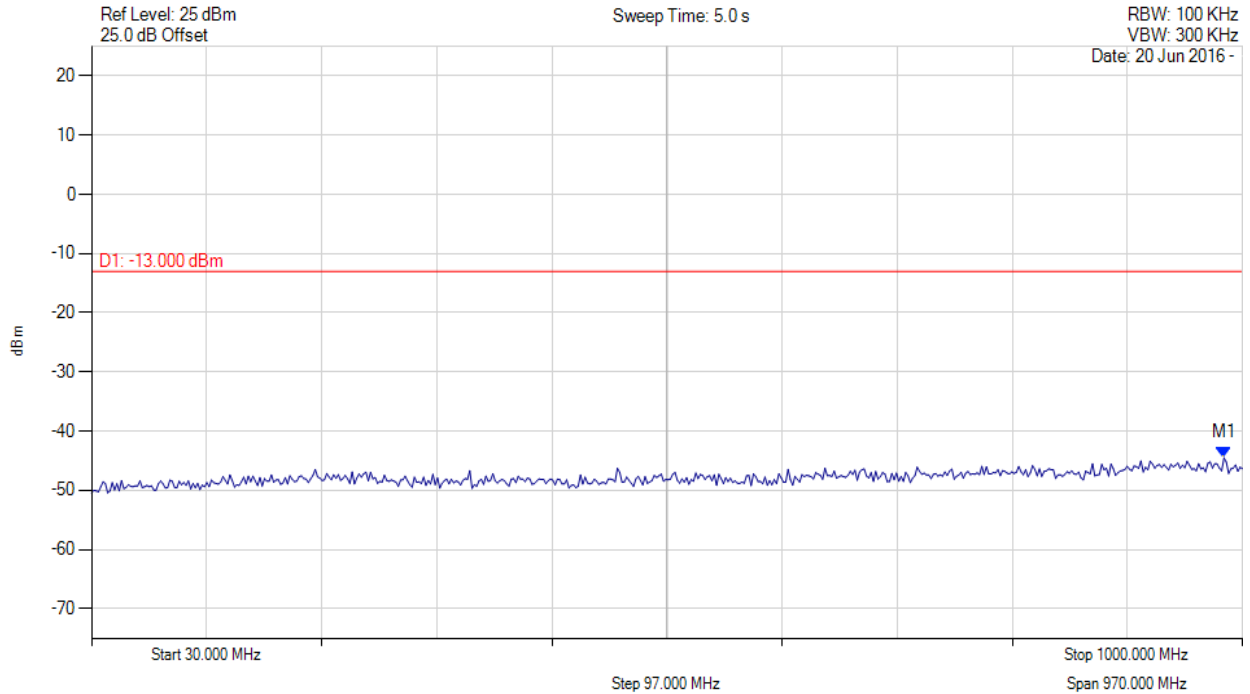


Title: Ubiquiti Networks AF-11FX
To: FCC 47 CFR Part 101, Part 15B
Serial #: UBIQ01-U2 Rev B
Issue Date: 27th September 2016
Page: 216 of 379



Unwanted Emissions 30-1000MHz

Variant: 30MHz QPSK, Channel: 11.69 GHz, Chain b, Temp: ambient, Voltage: 50 Vdc



| Analyzer Setup | Marker:Frequency:Amplitude | Test Results |
|---|--------------------------------|------------------------------|
| Detector = MAX PEAK Sweep Count = 0 RF Atten (dB) = 20 Trace Mode = VIEW | M1 : 984.449 MHz : -44.495 dBm | Channel Frequency: 11.69 GHz |

This test report may be reproduced in full only. The document may only be updated by MiCOM Labs personnel. Any changes will be noted in the Document History section of the report.

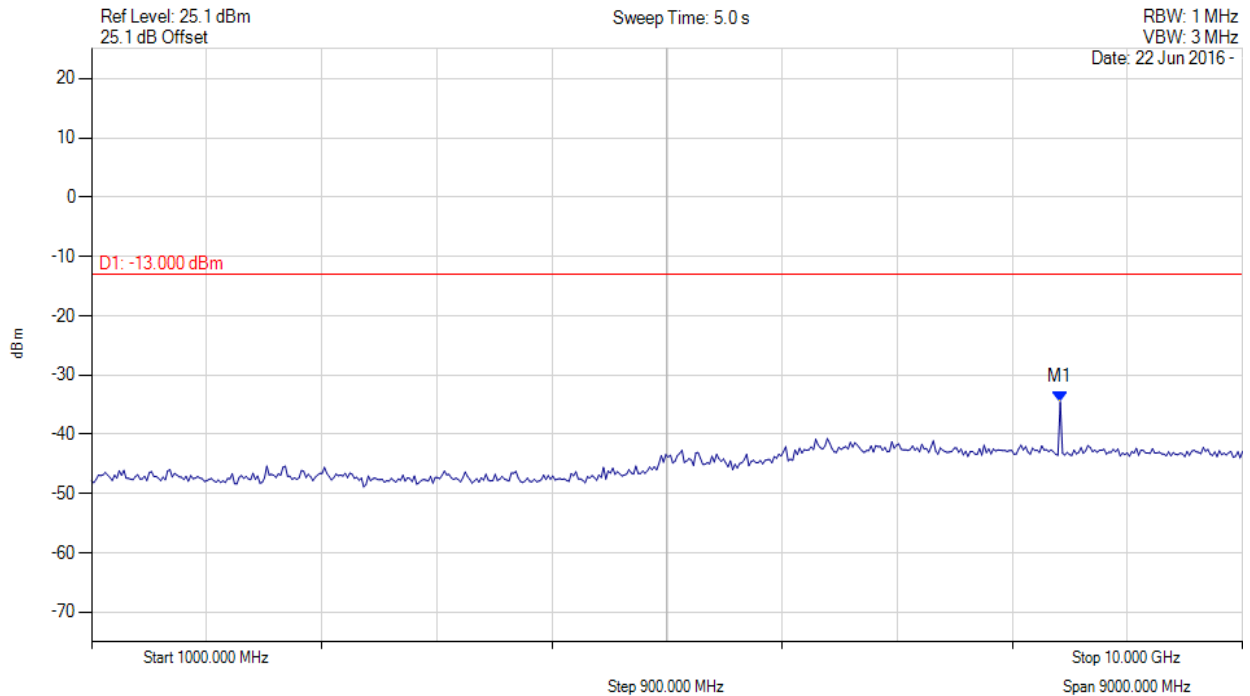


Title: Ubiquiti Networks AF-11FX
To: FCC 47 CFR Part 101, Part 15B
Serial #: UBIQ01-U2 Rev B
Issue Date: 27th September 2016
Page: 217 of 379



Unwanted Emissions 1000-10000 MHz

Variant: 30MHz QPSK, Channel: 10.72 GHz, Chain a, Temp: ambient, Voltage: 50 Vdc

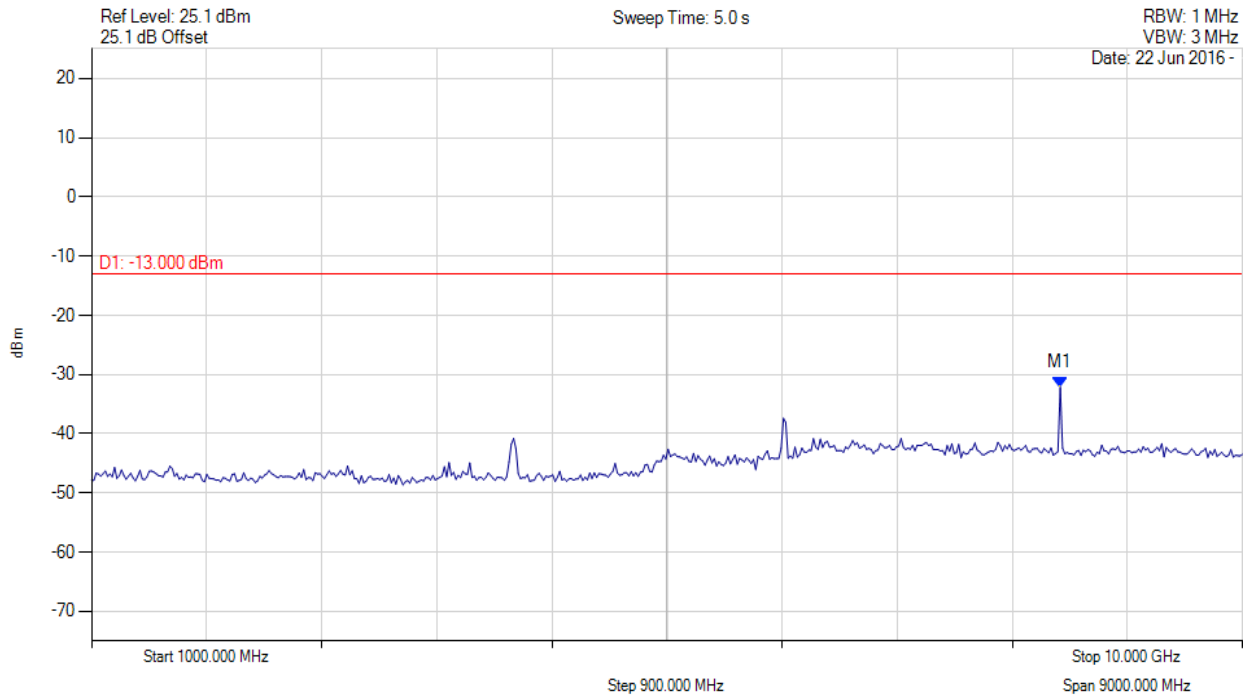


| Analyzer Setup | Marker:Frequency:Amplitude | Test Results |
|---|---------------------------------|------------------------------|
| Detector = MAX PEAK Sweep Count = 0 RF Atten (dB) = 10 Trace Mode = VIEW | M1 : 8575.150 MHz : -34.523 dBm | Channel Frequency: 10.72 GHz |

This test report may be reproduced in full only. The document may only be updated by MiCOM Labs personnel. Any changes will be noted in the Document History section of the report.

Unwanted Emissions 1000-10000 MHz

Variant: 30MHz QPSK, Channel: 10.72 GHz, Chain b, Temp: ambient, Voltage: 50 Vdc



| Analyzer Setup | Marker:Frequency:Amplitude | Test Results |
|---|---------------------------------|------------------------------|
| Detector = MAX PEAK Sweep Count = 0 RF Atten (dB) = 10 Trace Mode = VIEW | M1 : 8575.150 MHz : -32.154 dBm | Channel Frequency: 10.72 GHz |

This test report may be reproduced in full only. The document may only be updated by MiCOM Labs personnel. Any changes will be noted in the Document History section of the report.

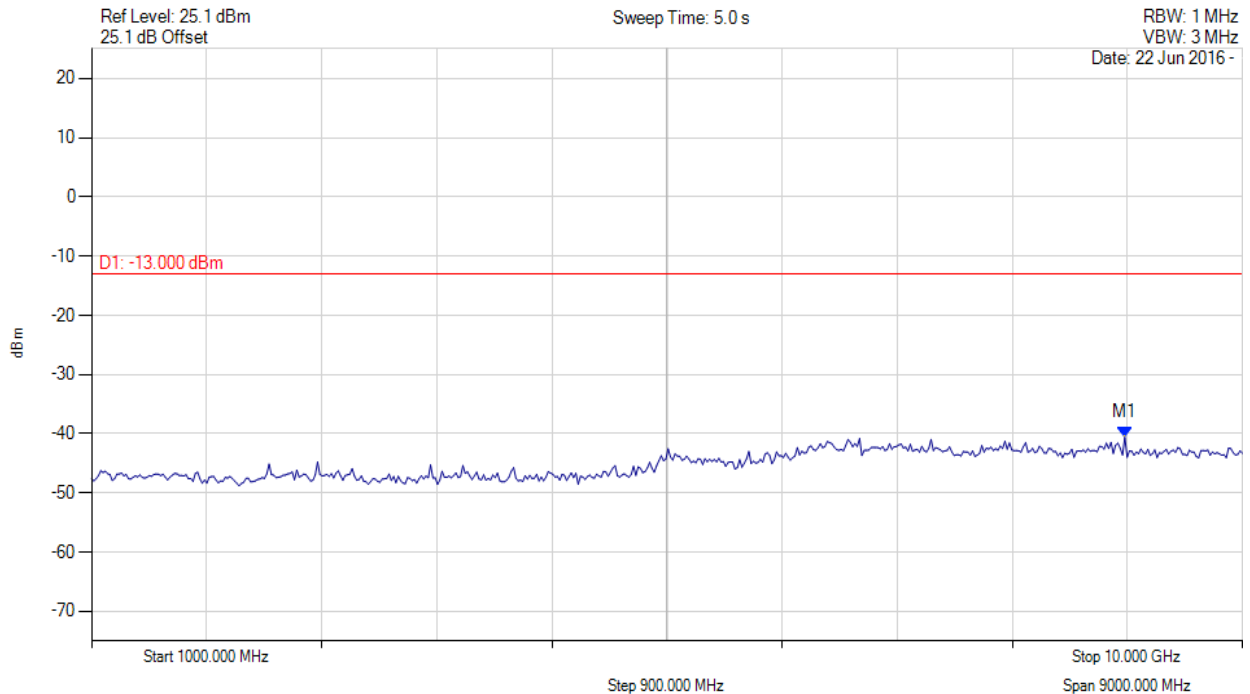


Title: Ubiquiti Networks AF-11FX
To: FCC 47 CFR Part 101, Part 15B
Serial #: UBIQ01-U2 Rev B
Issue Date: 27th September 2016
Page: 219 of 379



Unwanted Emissions 1000-10000 MHz

Variant: 30MHz QPSK, Channel: 11.22 GHz, Chain a, Temp: ambient, Voltage: 50 Vdc



| Analyzer Setup | Marker:Frequency:Amplitude | Test Results |
|---|---------------------------------|------------------------------|
| Detector = MAX PEAK Sweep Count = 0 RF Atten (dB) = 10 Trace Mode = VIEW | M1 : 9080.160 MHz : -40.557 dBm | Channel Frequency: 11.22 GHz |

This test report may be reproduced in full only. The document may only be updated by MiCOM Labs personnel. Any changes will be noted in the Document History section of the report.

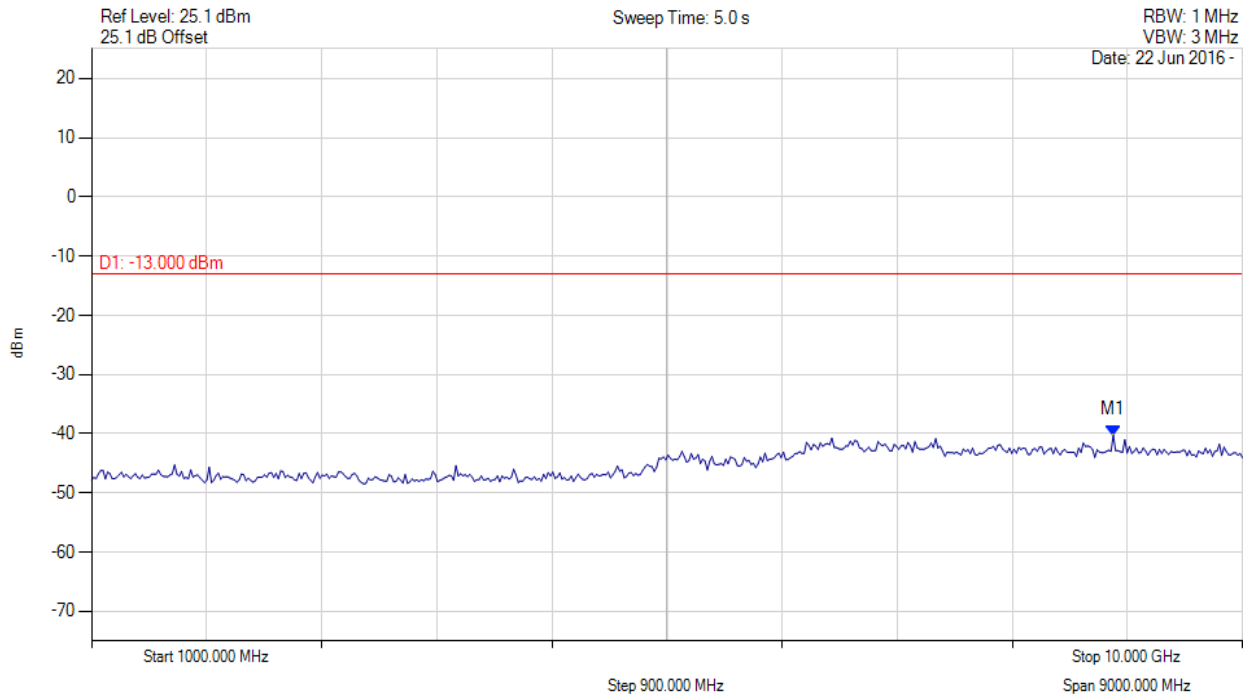


Title: Ubiquiti Networks AF-11FX
To: FCC 47 CFR Part 101, Part 15B
Serial #: UBIQ01-U2 Rev B
Issue Date: 27th September 2016
Page: 220 of 379



Unwanted Emissions 1000-10000 MHz

Variant: 30MHz QPSK, Channel: 11.22 GHz, Chain b, Temp: ambient, Voltage: 50 Vdc

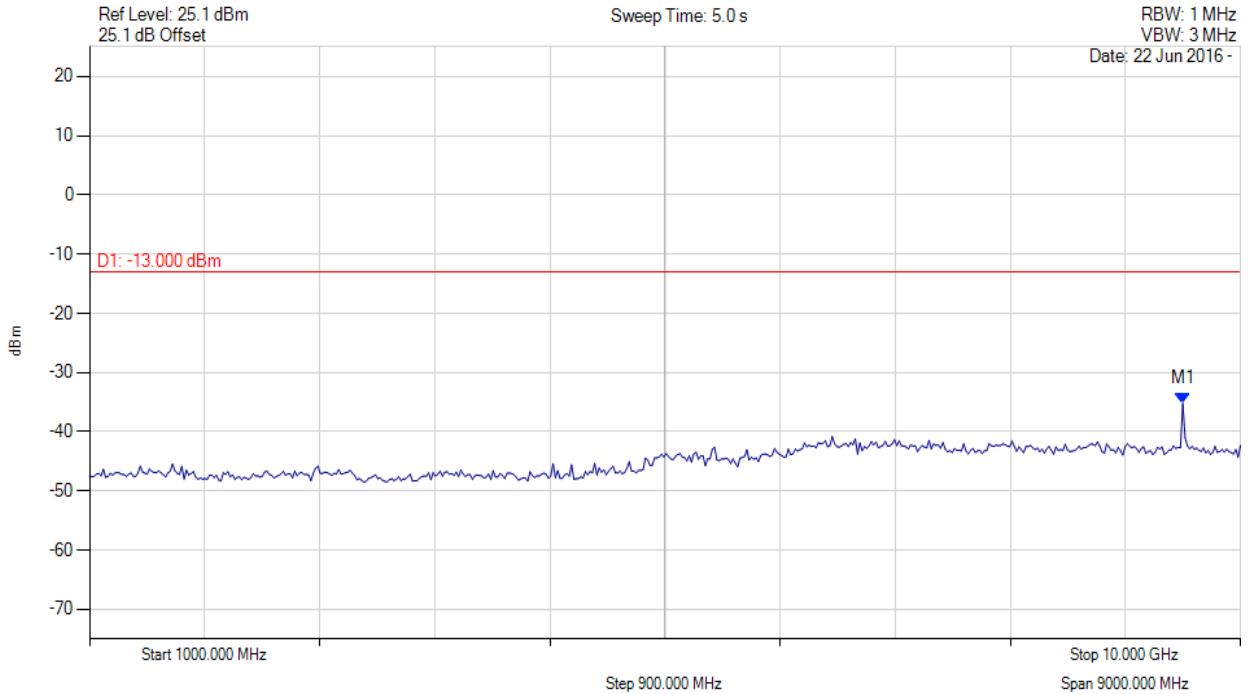


| Analyzer Setup | Marker:Frequency:Amplitude | Test Results |
|---|---------------------------------|------------------------------|
| Detector = MAX PEAK Sweep Count = 0 RF Atten (dB) = 10 Trace Mode = VIEW | M1 : 8989.980 MHz : -40.252 dBm | Channel Frequency: 11.22 GHz |

This test report may be reproduced in full only. The document may only be updated by MiCOM Labs personnel. Any changes will be noted in the Document History section of the report.

Unwanted Emissions 1000-10000 MHz

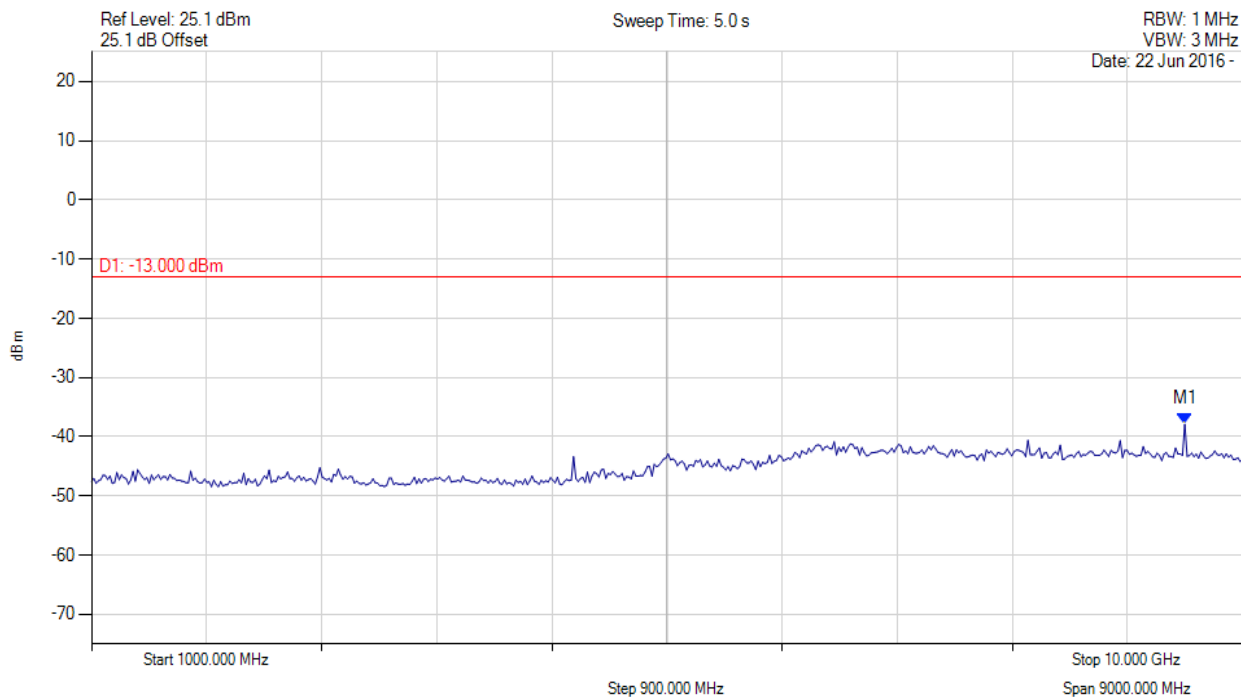
Variant: 30MHz QPSK, Channel: 11.69 GHz, Chain a, Temp: ambient, Voltage: 50 Vdc



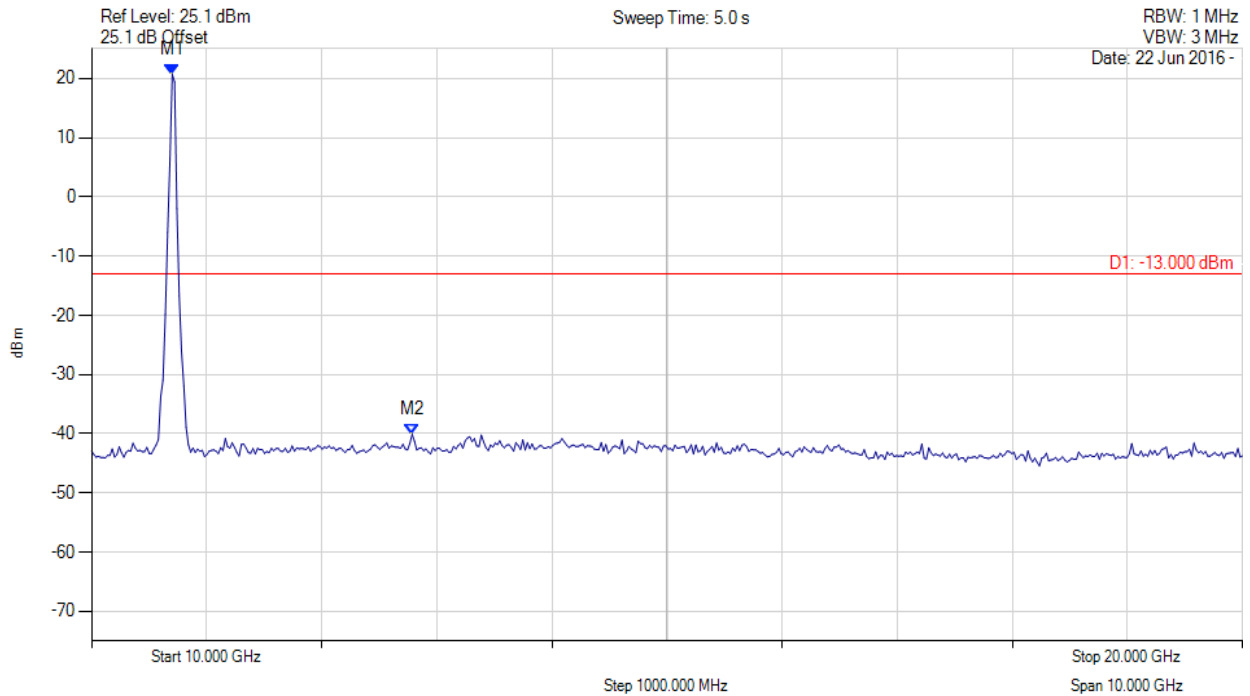
| Analyzer Setup | Marker:Frequency:Amplitude | Test Results |
|---|---------------------------------|------------------------------|
| Detector = MAX PEAK Sweep Count = 0 RF Atten (dB) = 10 Trace Mode = VIEW | M1 : 9549.098 MHz : -35.219 dBm | Channel Frequency: 11.69 GHz |

Unwanted Emissions 1000-10000 MHz

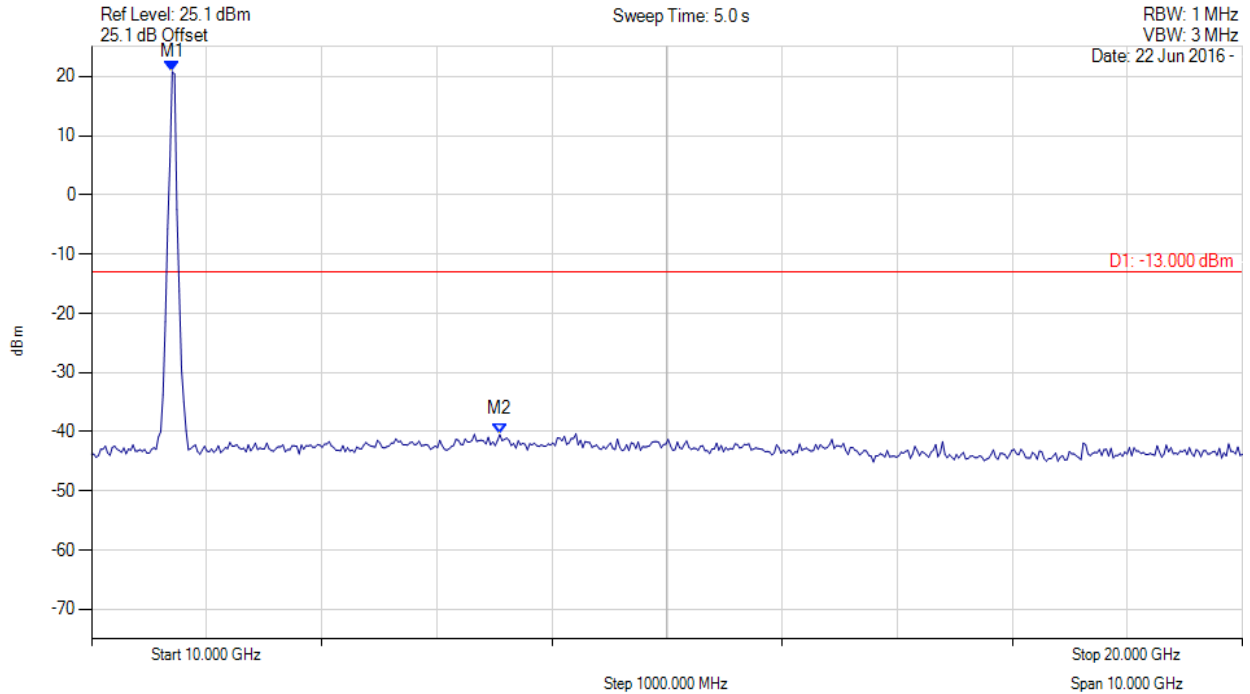
Variant: 30MHz QPSK, Channel: 11.69 GHz, Chain b, Temp: ambient, Voltage: 50 Vdc



| Analyzer Setup | Marker:Frequency:Amplitude | Test Results |
|---|---------------------------------|------------------------------|
| Detector = MAX PEAK Sweep Count = 0 RF Atten (dB) = 10 Trace Mode = VIEW | M1 : 9549.098 MHz : -37.873 dBm | Channel Frequency: 11.69 GHz |



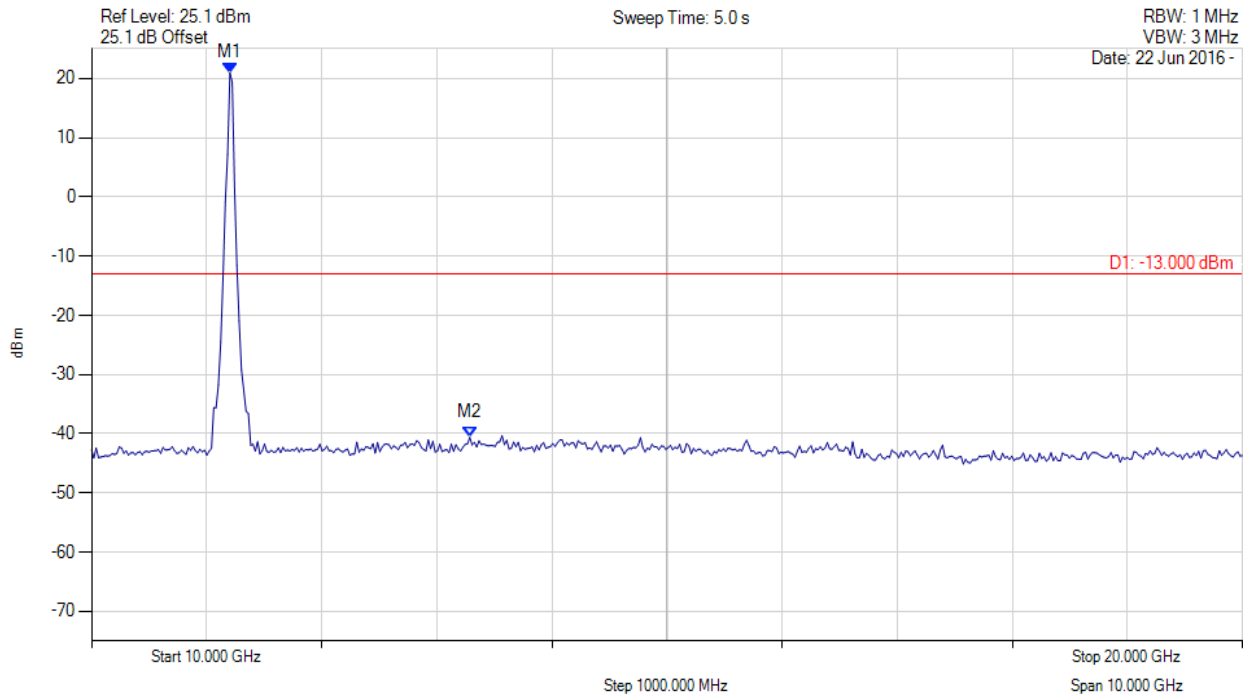
| Analyzer Setup | Marker:Frequency:Amplitude | Test Results |
|---|---|------------------------------|
| Detector = MAX PEAK Sweep Count = 0 RF Atten (dB) = 10 Trace Mode = VIEW | M1 : 10.701 GHz : 20.709 dBm M2 : 12.786 GHz : -40.102 dBm | Channel Frequency: 10.72 GHz |



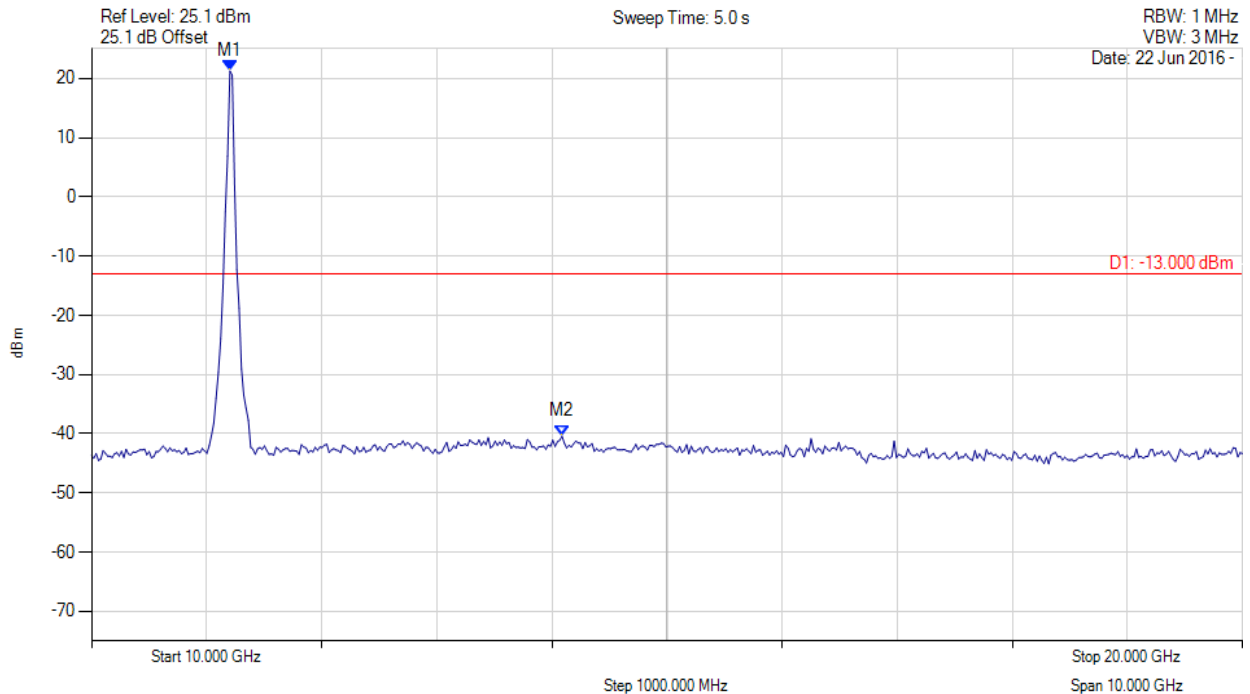
| Analyzer Setup | Marker:Frequency:Amplitude | Test Results |
|---|---|------------------------------|
| Detector = MAX PEAK Sweep Count = 0 RF Atten (dB) = 10 Trace Mode = VIEW | M1 : 10.701 GHz : 20.815 dBm M2 : 13.547 GHz : -40.468 dBm | Channel Frequency: 10.72 GHz |

Unwanted Emissions 10000-20000 MHz

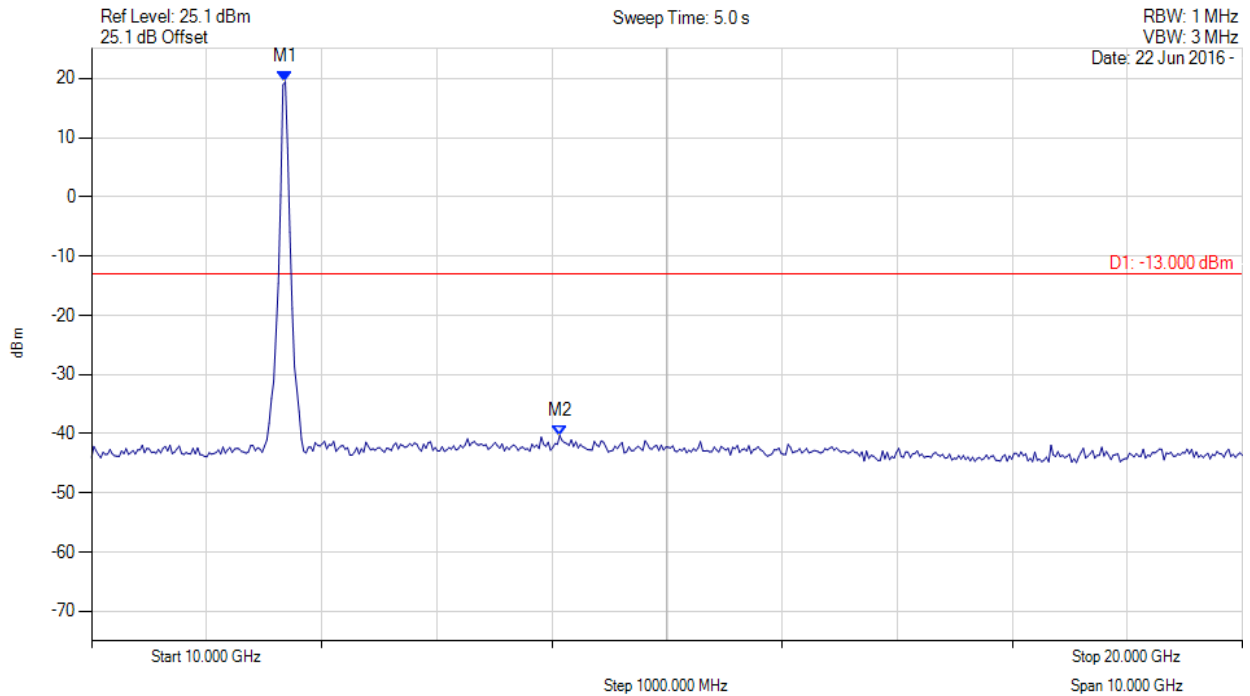
Variant: 30MHz QPSK, Channel: 11.22 GHz, Chain a, Temp: ambient, Voltage: 50 Vdc



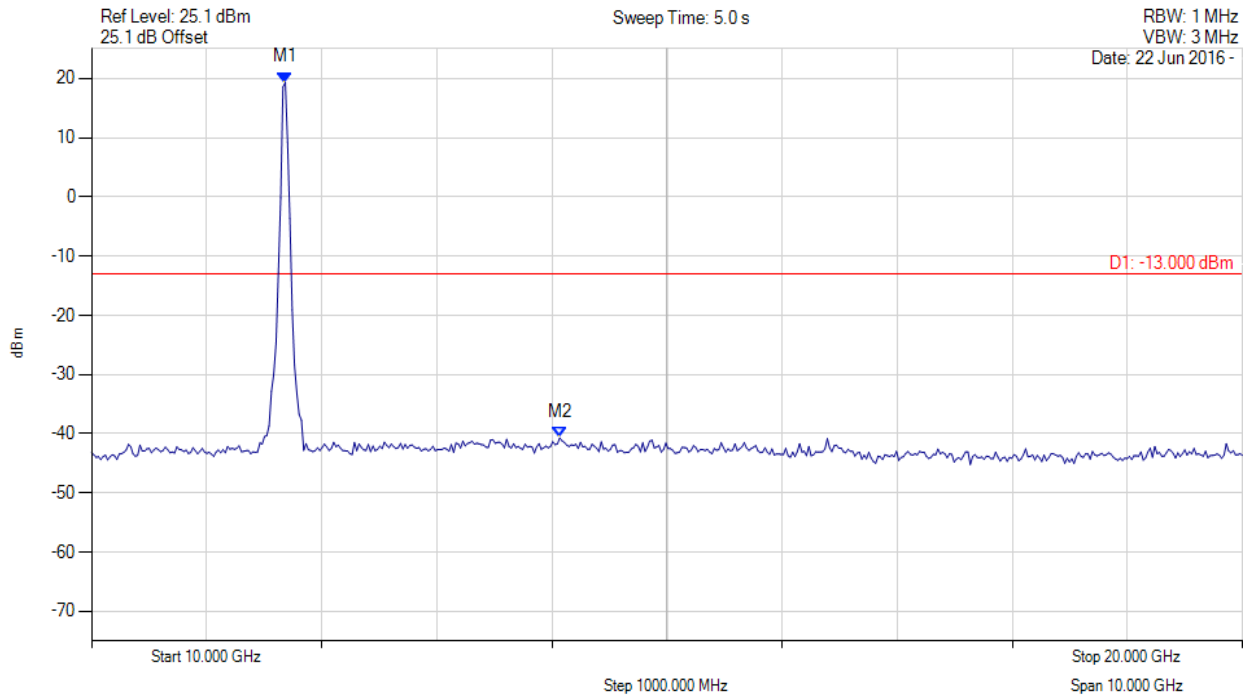
| Analyzer Setup | Marker:Frequency:Amplitude | Test Results |
|---|---|------------------------------|
| Detector = MAX PEAK Sweep Count = 0 RF Atten (dB) = 10 Trace Mode = VIEW | M1 : 11.202 GHz : 20.927 dBm M2 : 13.287 GHz : -40.606 dBm | Channel Frequency: 11.22 GHz |



| Analyzer Setup | Marker:Frequency:Amplitude | Test Results |
|---|---|------------------------------|
| Detector = MAX PEAK Sweep Count = 0 RF Atten (dB) = 10 Trace Mode = VIEW | M1 : 11.202 GHz : 21.260 dBm M2 : 14.088 GHz : -40.405 dBm | Channel Frequency: 11.22 GHz |



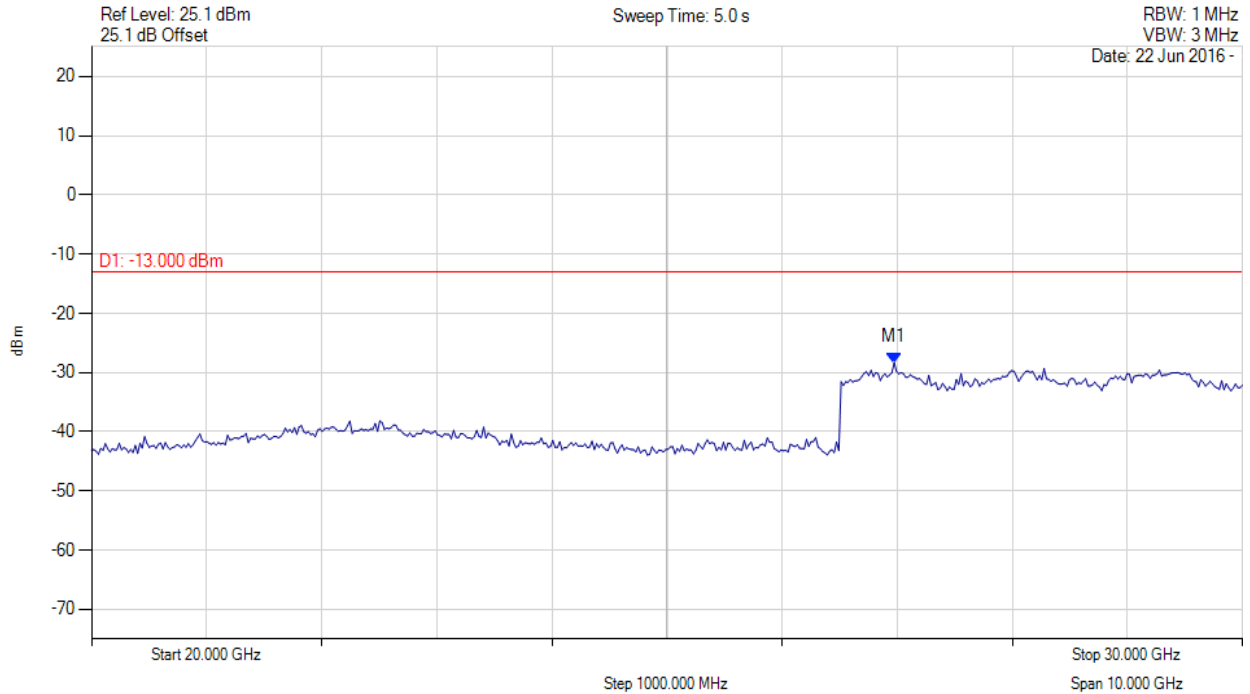
| Analyzer Setup | Marker:Frequency:Amplitude | Test Results |
|---|---|------------------------------|
| Detector = MAX PEAK Sweep Count = 0 RF Atten (dB) = 10 Trace Mode = VIEW | M1 : 11.683 GHz : 19.454 dBm M2 : 14.068 GHz : -40.285 dBm | Channel Frequency: 11.69 GHz |



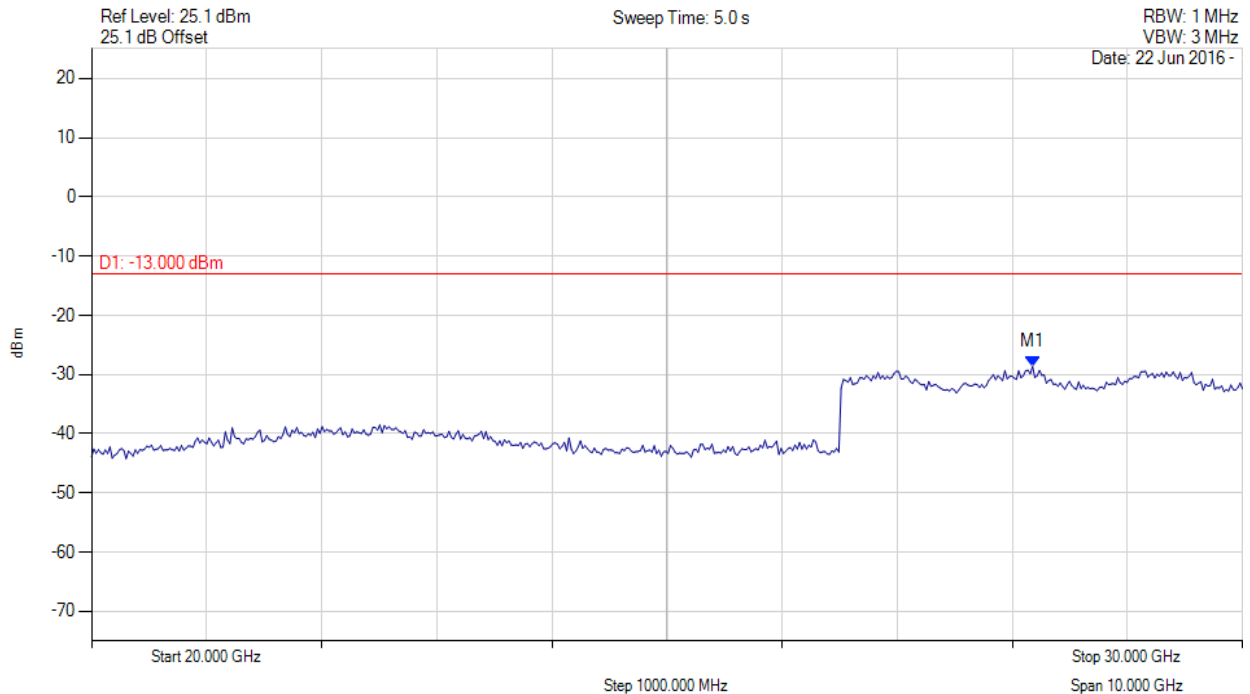
| Analyzer Setup | Marker:Frequency:Amplitude | Test Results |
|---|---|------------------------------|
| Detector = MAX PEAK Sweep Count = 0 RF Atten (dB) = 10 Trace Mode = VIEW | M1 : 11.683 GHz : 19.340 dBm M2 : 14.068 GHz : -40.696 dBm | Channel Frequency: 11.69 GHz |

Unwanted Emissions 20000-30000 MHz

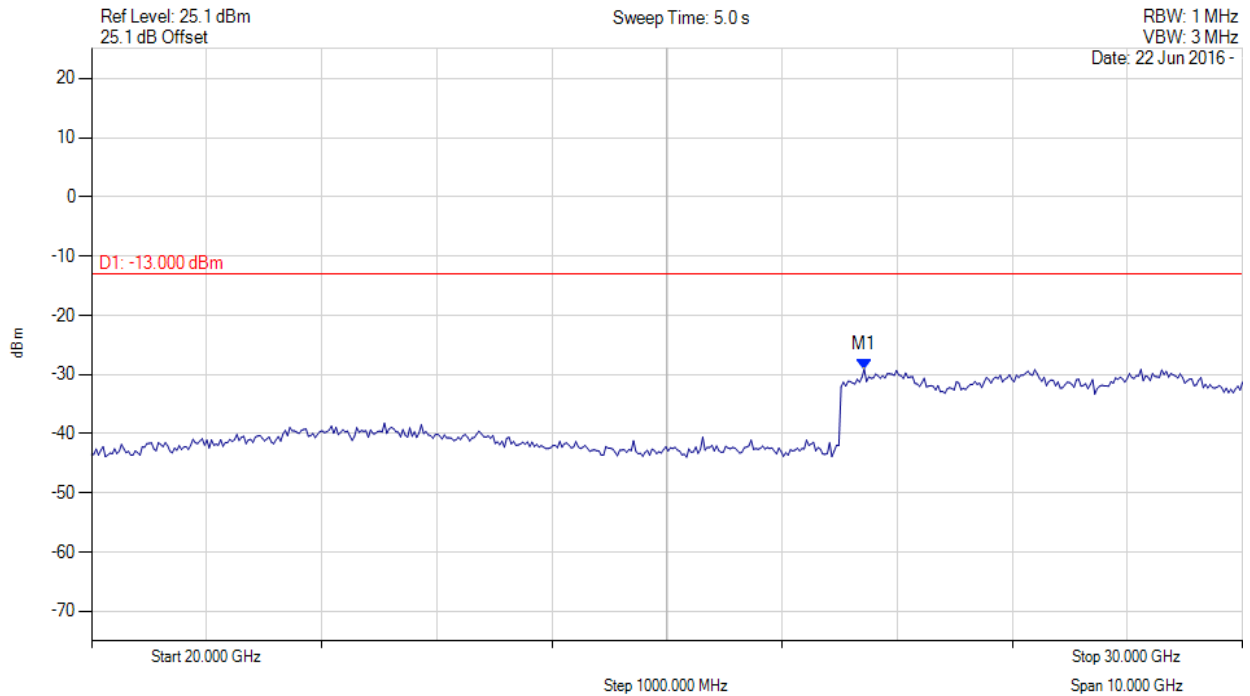
Variant: 30MHz QPSK, Channel: 10.72 GHz, Chain a, Temp: ambient, Voltage: 50 Vdc



| Analyzer Setup | Marker:Frequency:Amplitude | Test Results |
|---|-------------------------------|------------------------------|
| Detector = MAX PEAK Sweep Count = 0 RF Atten (dB) = 10 Trace Mode = VIEW | M1 : 26.974 GHz : -28.327 dBm | Channel Frequency: 10.72 GHz |



| Analyzer Setup | Marker:Frequency:Amplitude | Test Results |
|---|-------------------------------|------------------------------|
| Detector = MAX PEAK Sweep Count = 0 RF Atten (dB) = 10 Trace Mode = VIEW | M1 : 28.176 GHz : -28.619 dBm | Channel Frequency: 10.72 GHz |



| Analyzer Setup | Marker:Frequency:Amplitude | Test Results |
|---|-------------------------------|------------------------------|
| Detector = MAX PEAK Sweep Count = 0 RF Atten (dB) = 10 Trace Mode = VIEW | M1 : 26.713 GHz : -29.118 dBm | Channel Frequency: 11.22 GHz |

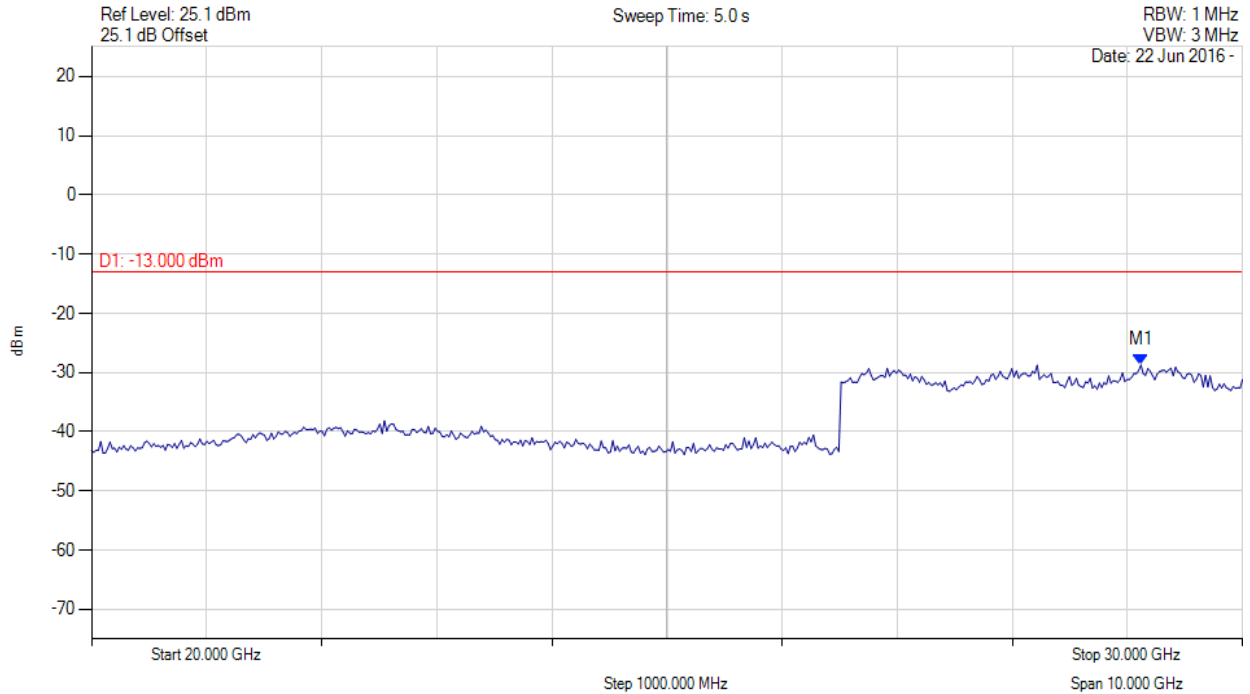


Title: Ubiquiti Networks AF-11FX
To: FCC 47 CFR Part 101, Part 15B
Serial #: UBIQ01-U2 Rev B
Issue Date: 27th September 2016
Page: 232 of 379



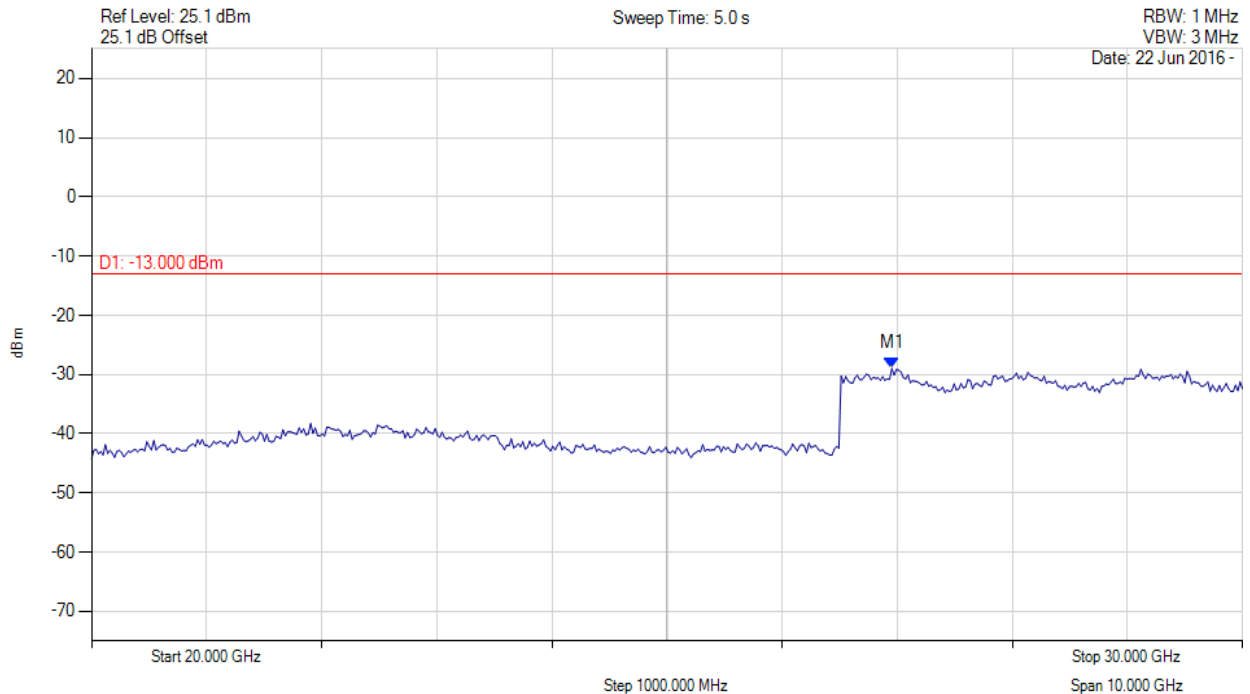
Unwanted Emissions 20000-30000 MHz

Variant: 30MHz QPSK, Channel: 11.22 GHz, Chain b, Temp: ambient, Voltage: 50 Vdc



| Analyzer Setup | Marker:Frequency:Amplitude | Test Results |
|---|-------------------------------|------------------------------|
| Detector = MAX PEAK Sweep Count = 0 RF Atten (dB) = 10 Trace Mode = VIEW | M1 : 29.118 GHz : -28.717 dBm | Channel Frequency: 11.22 GHz |

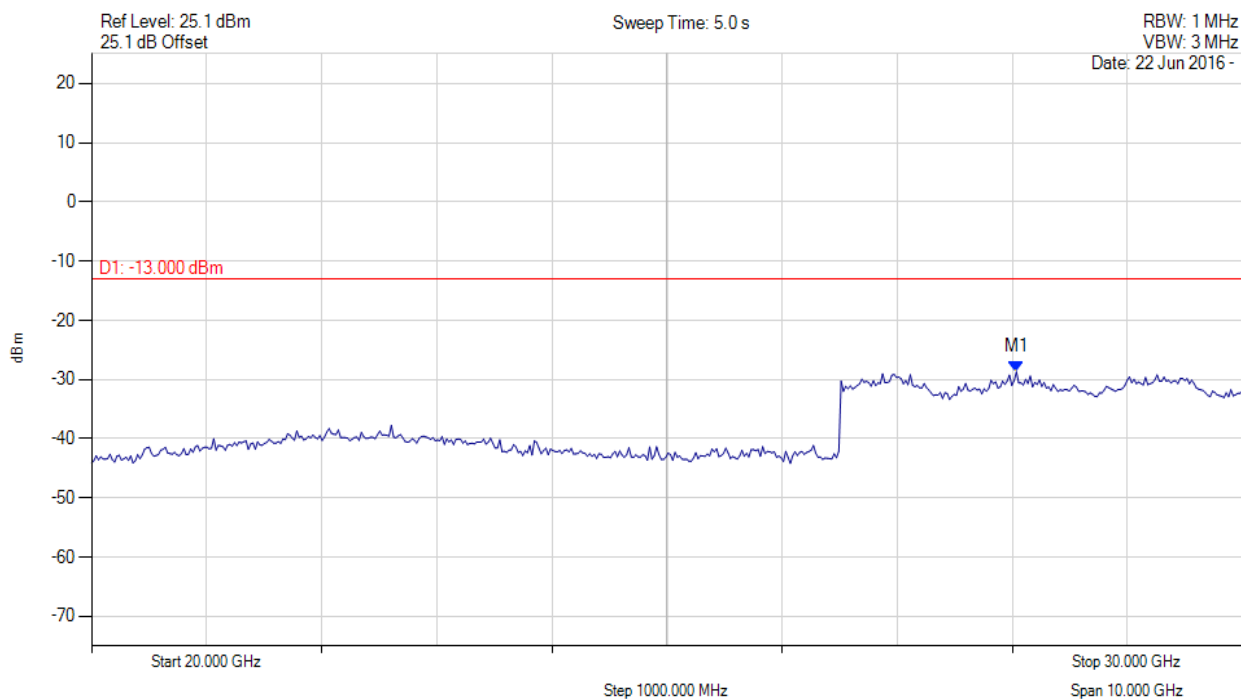
This test report may be reproduced in full only. The document may only be updated by MiCOM Labs personnel. Any changes will be noted in the Document History section of the report.



| Analyzer Setup | Marker:Frequency:Amplitude | Test Results |
|---|-------------------------------|------------------------------|
| Detector = MAX PEAK Sweep Count = 0 RF Atten (dB) = 10 Trace Mode = VIEW | M1 : 26.954 GHz : -28.987 dBm | Channel Frequency: 11.69 GHz |

Unwanted Emissions 20000-30000 MHz

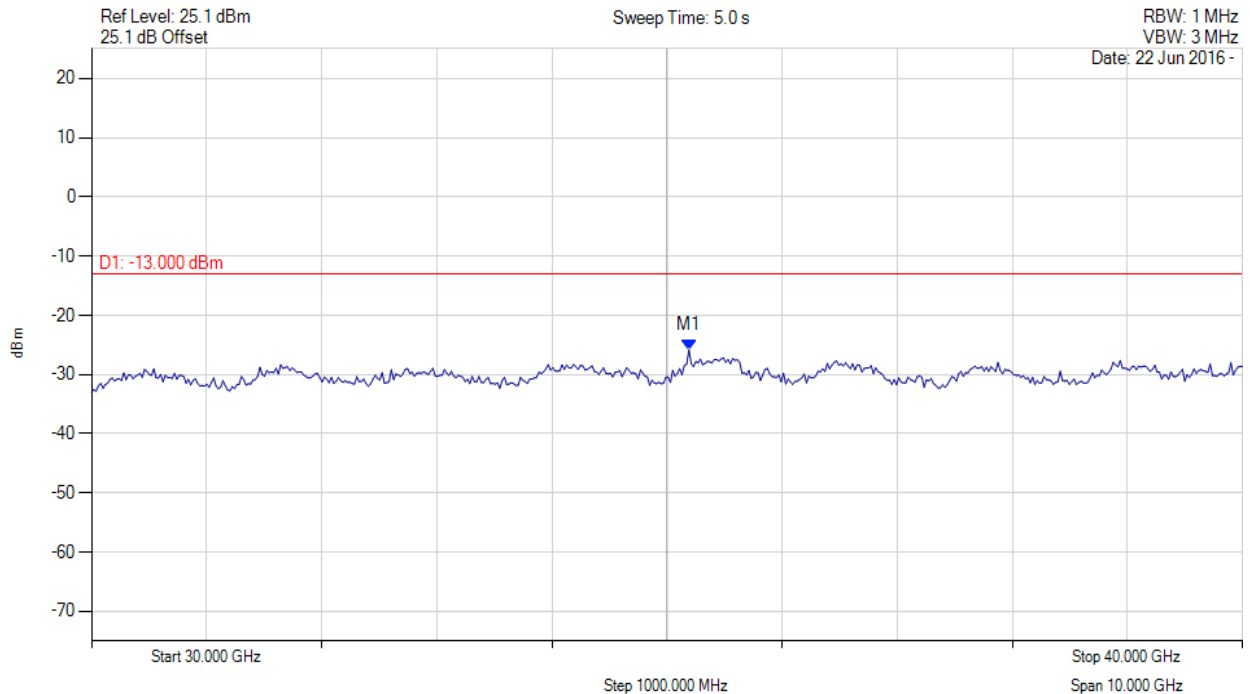
Variant: 30MHz QPSK, Channel: 11.69 GHz, Chain b, Temp: ambient, Voltage: 50 Vdc



| Analyzer Setup | Marker:Frequency:Amplitude | Test Results |
|---|-------------------------------|------------------------------|
| Detector = MAX PEAK Sweep Count = 0 RF Atten (dB) = 10 Trace Mode = VIEW | M1 : 28.036 GHz : -28.682 dBm | Channel Frequency: 11.69 GHz |

Unwanted Emissions 30000-40000 MHz

Variant: 30MHz QPSK, Channel: 10.72 GHz, Chain a, Temp: ambient, Voltage: 50 Vdc

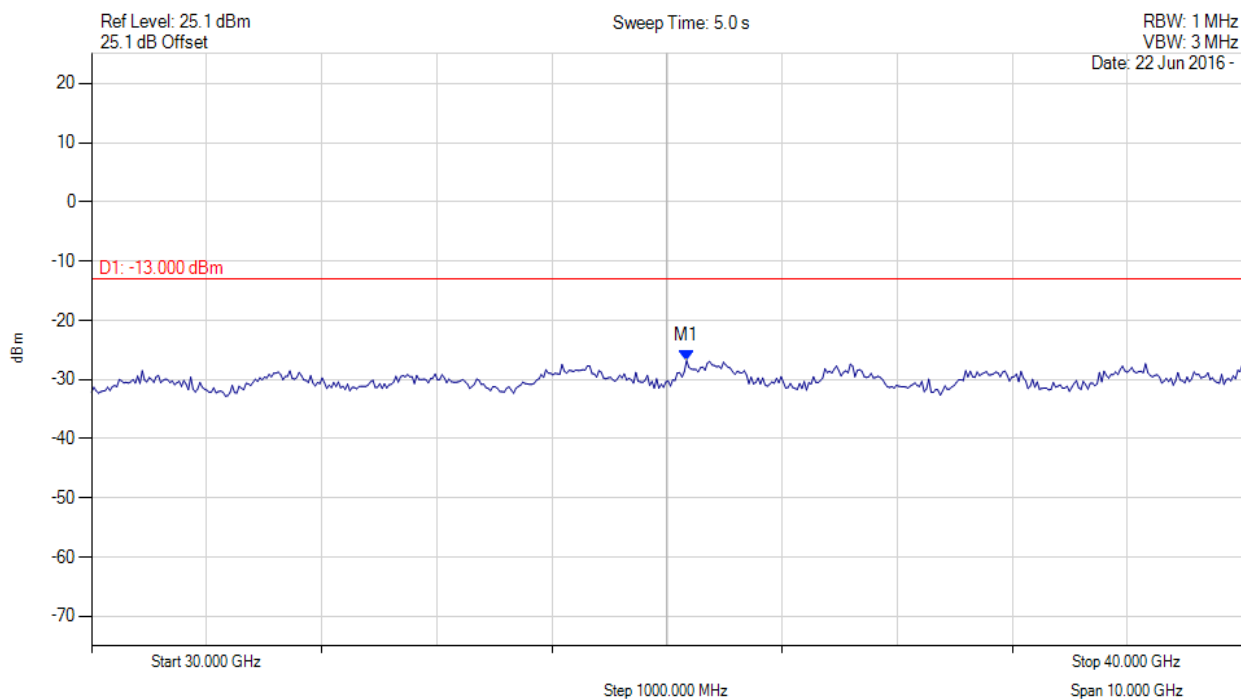


| Analyzer Setup | Marker:Frequency:Amplitude | Test Results |
|---|-------------------------------|------------------------------|
| Detector = MAX PEAK Sweep Count = 0 RF Atten (dB) = 10 Trace Mode = VIEW | M1 : 35.190 GHz : -25.853 dBm | Channel Frequency: 10.72 GHz |

This test report may be reproduced in full only. The document may only be updated by MiCOM Labs personnel. Any changes will be noted in the Document History section of the report.

Unwanted Emissions 30000-40000 MHz

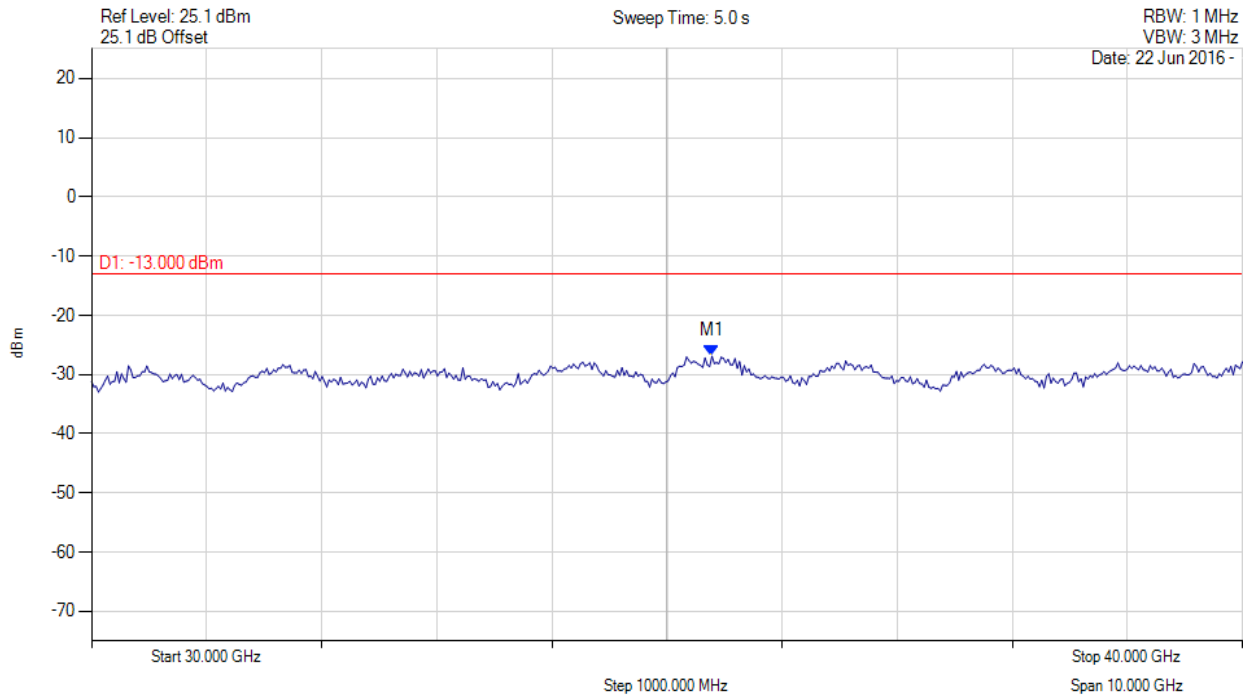
Variant: 30MHz QPSK, Channel: 10.72 GHz, Chain b, Temp: ambient, Voltage: 50 Vdc



| Analyzer Setup | Marker:Frequency:Amplitude | Test Results |
|---|-------------------------------|------------------------------|
| Detector = MAX PEAK Sweep Count = 0 RF Atten (dB) = 10 Trace Mode = VIEW | M1 : 35.170 GHz : -26.795 dBm | Channel Frequency: 10.72 GHz |

Unwanted Emissions 30000-40000 MHz

Variant: 30MHz QPSK, Channel: 11.22 GHz, Chain a, Temp: ambient, Voltage: 50 Vdc

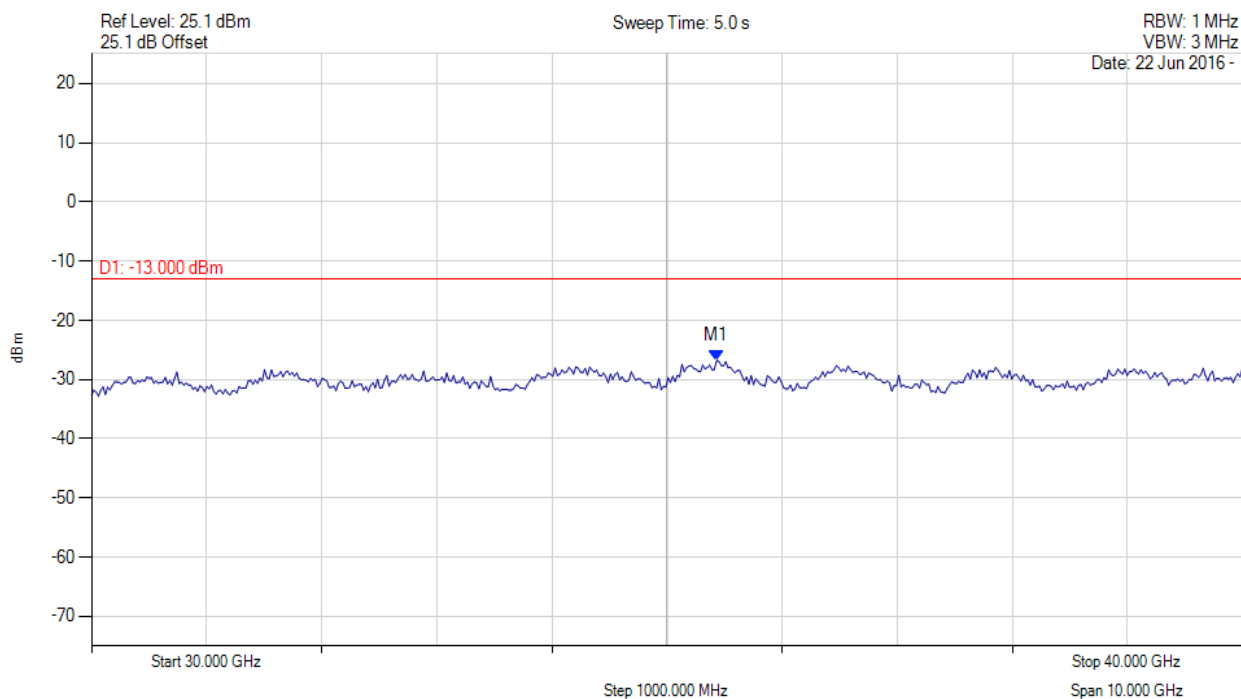


| Analyzer Setup | Marker:Frequency:Amplitude | Test Results |
|---|-------------------------------|------------------------------|
| Detector = MAX PEAK Sweep Count = 0 RF Atten (dB) = 10 Trace Mode = VIEW | M1 : 35.391 GHz : -26.887 dBm | Channel Frequency: 11.22 GHz |

This test report may be reproduced in full only. The document may only be updated by MiCOM Labs personnel. Any changes will be noted in the Document History section of the report.

Unwanted Emissions 30000-40000 MHz

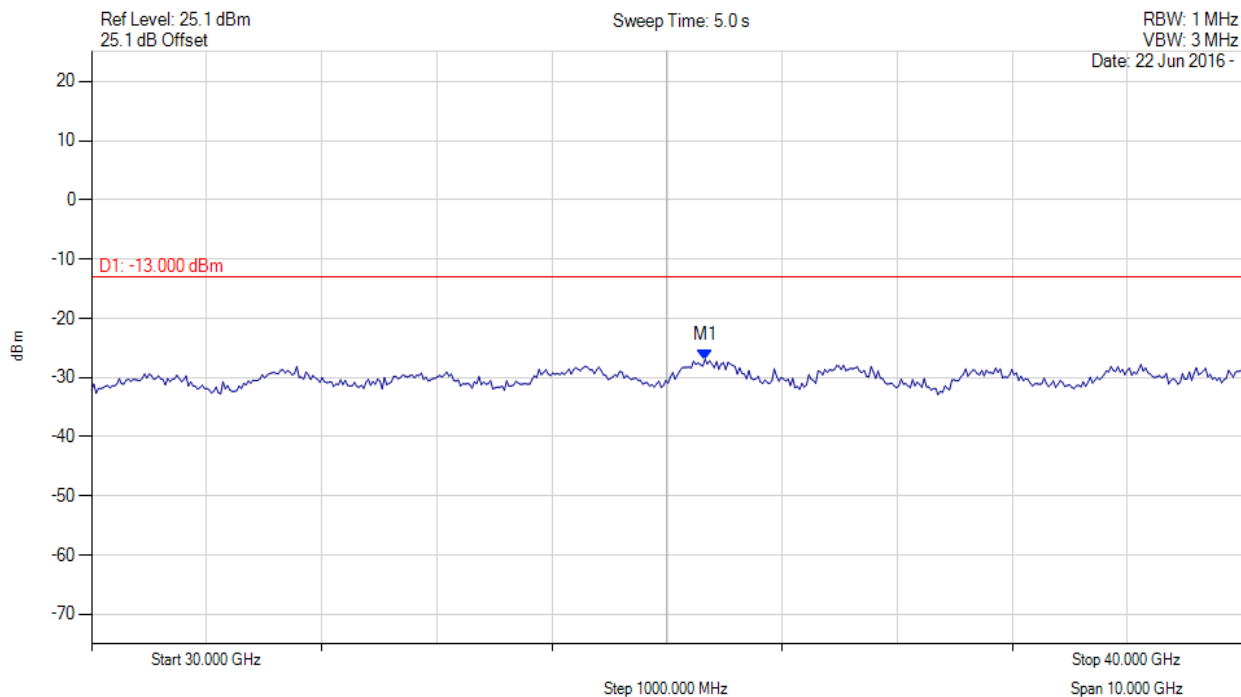
Variant: 30MHz QPSK, Channel: 11.22 GHz, Chain b, Temp: ambient, Voltage: 50 Vdc



| Analyzer Setup | Marker:Frequency:Amplitude | Test Results |
|---|-------------------------------|------------------------------|
| Detector = MAX PEAK Sweep Count = 0 RF Atten (dB) = 10 Trace Mode = VIEW | M1 : 35.431 GHz : -26.830 dBm | Channel Frequency: 11.22 GHz |

Unwanted Emissions 30000-40000 MHz

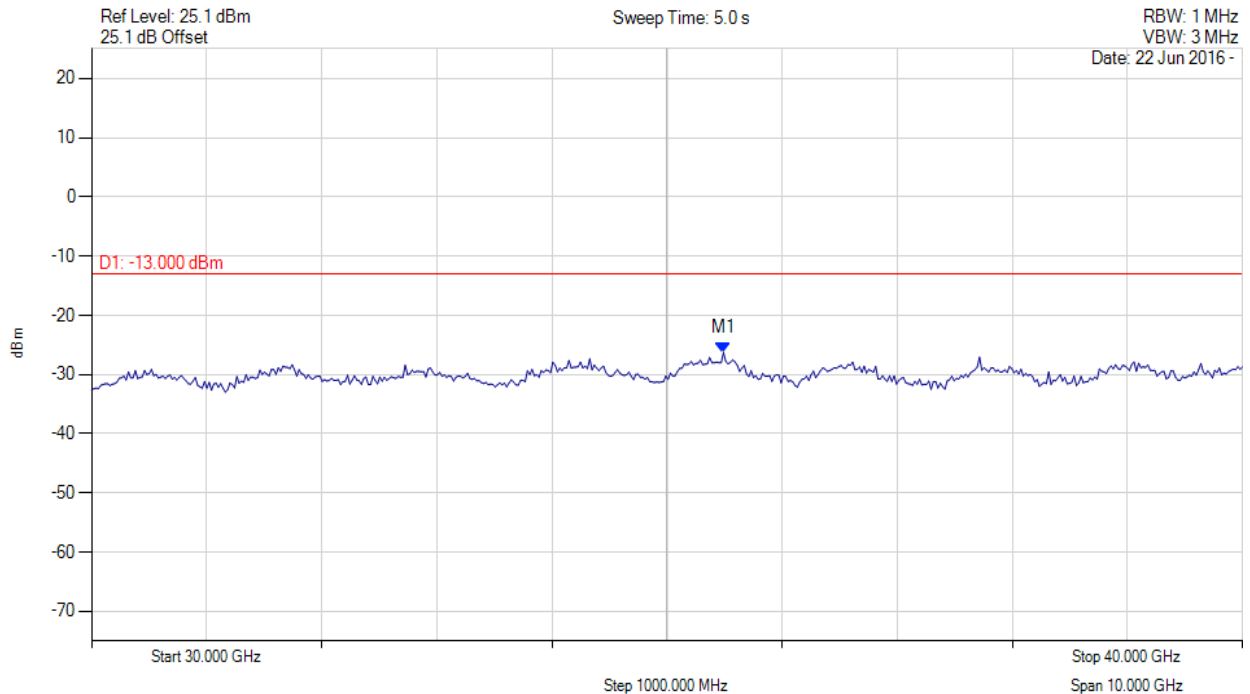
Variant: 30MHz QPSK, Channel: 11.69 GHz, Chain a, Temp: ambient, Voltage: 50 Vdc



| Analyzer Setup | Marker:Frequency:Amplitude | Test Results |
|---|-------------------------------|------------------------------|
| Detector = MAX PEAK Sweep Count = 0 RF Atten (dB) = 10 Trace Mode = VIEW | M1 : 35.331 GHz : -26.956 dBm | Channel Frequency: 11.69 GHz |

Unwanted Emissions 30000-40000 MHz

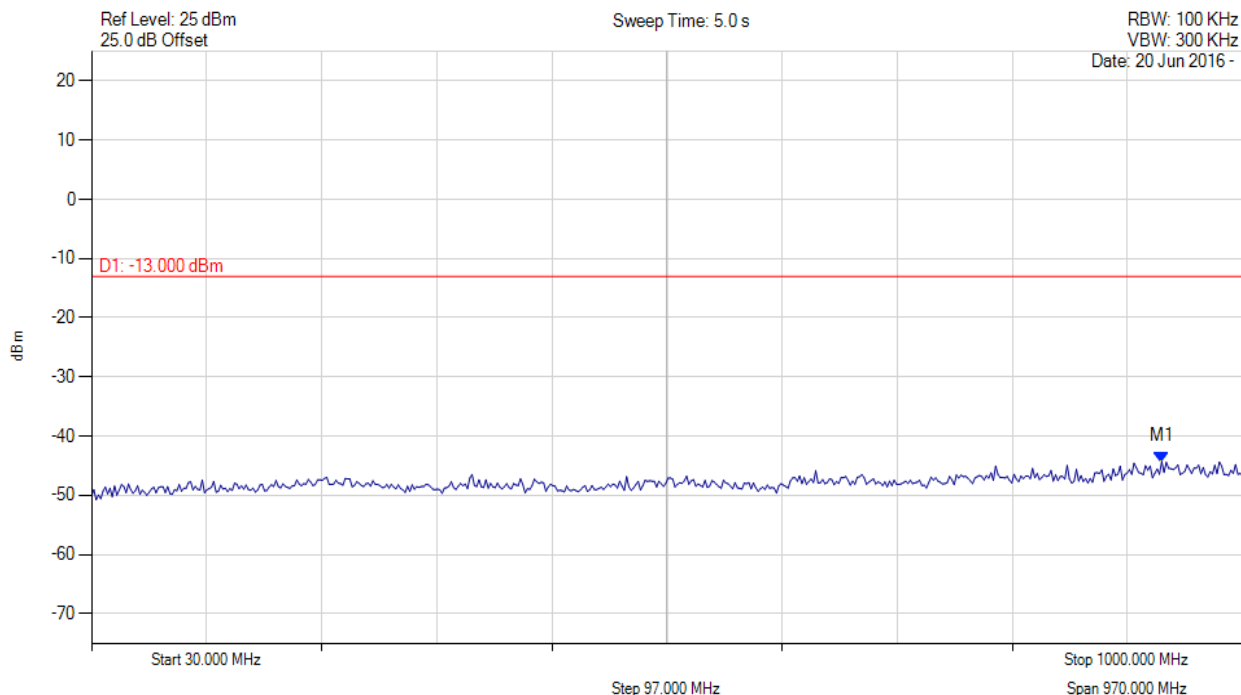
Variant: 30MHz QPSK, Channel: 11.69 GHz, Chain b, Temp: ambient, Voltage: 50 Vdc



| Analyzer Setup | Marker:Frequency:Amplitude | Test Results |
|---|-------------------------------|------------------------------|
| Detector = MAX PEAK Sweep Count = 0 RF Atten (dB) = 10 Trace Mode = VIEW | M1 : 35.491 GHz : -26.274 dBm | Channel Frequency: 11.69 GHz |

Unwanted Emissions 30-1000MHz

Variant: 40MHz QPSK, Channel: 10.74 GHz, Chain a, Temp: ambient, Voltage: 50 Vdc

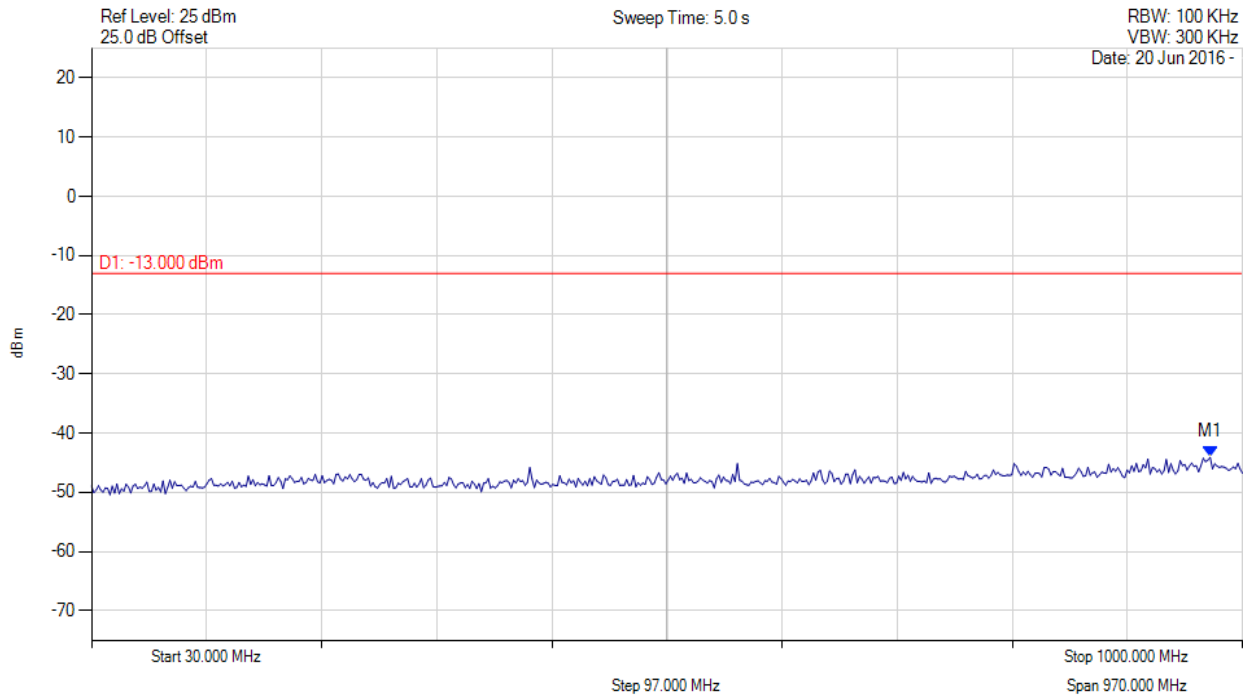


| Analyzer Setup | Marker:Frequency:Amplitude | Test Results |
|---|--------------------------------|------------------------------|
| Detector = MAX PEAK Sweep Count = 0 RF Atten (dB) = 20 Trace Mode = VIEW | M1 : 931.964 MHz : -44.314 dBm | Channel Frequency: 10.74 GHz |

This test report may be reproduced in full only. The document may only be updated by MiCOM Labs personnel. Any changes will be noted in the Document History section of the report.

Unwanted Emissions 30-1000MHz

Variant: 40MHz QPSK, Channel: 10.74 GHz, Chain b, Temp: ambient, Voltage: 50 Vdc



| Analyzer Setup | Marker:Frequency:Amplitude | Test Results |
|---|--------------------------------|------------------------------|
| Detector = MAX PEAK Sweep Count = 0 RF Atten (dB) = 20 Trace Mode = VIEW | M1 : 972.786 MHz : -44.068 dBm | Channel Frequency: 10.74 GHz |

This test report may be reproduced in full only. The document may only be updated by MiCOM Labs personnel. Any changes will be noted in the Document History section of the report.

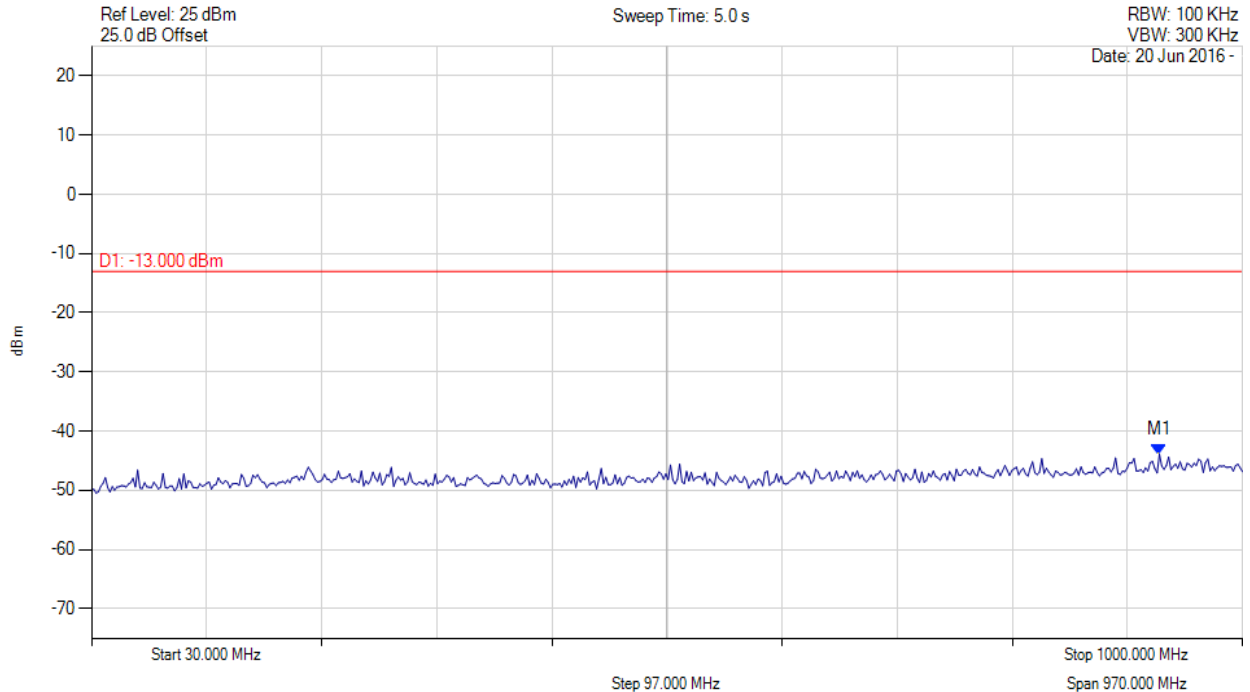


Title: Ubiquiti Networks AF-11FX
To: FCC 47 CFR Part 101, Part 15B
Serial #: UBIQ01-U2 Rev B
Issue Date: 27th September 2016
Page: 243 of 379



Unwanted Emissions 30-1000MHz

Variant: 40MHz QPSK, Channel: 11.23 GHz, Chain a, Temp: ambient, Voltage: 50 Vdc



| Analyzer Setup | Marker:Frequency:Amplitude | Test Results |
|---|--------------------------------|------------------------------|
| Detector = MAX PEAK Sweep Count = 0 RF Atten (dB) = 20 Trace Mode = VIEW | M1 : 930.020 MHz : -43.883 dBm | Channel Frequency: 11.23 GHz |

This test report may be reproduced in full only. The document may only be updated by MiCOM Labs personnel. Any changes will be noted in the Document History section of the report.

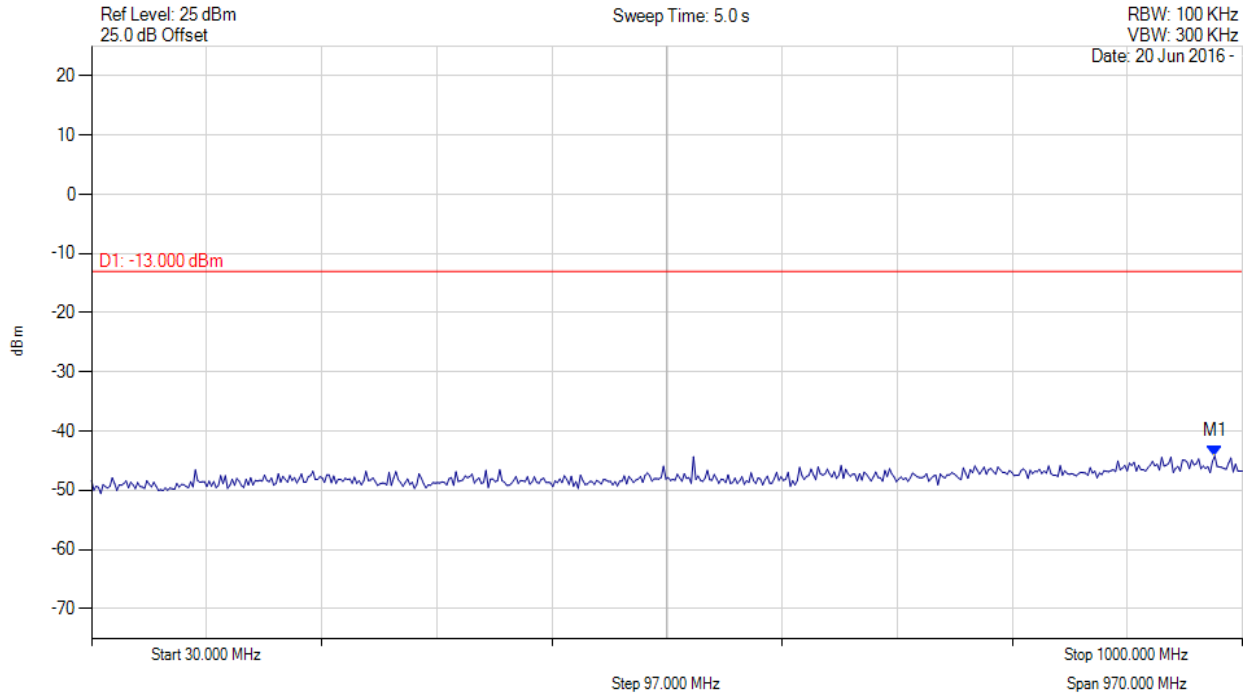


Title: Ubiquiti Networks AF-11FX
To: FCC 47 CFR Part 101, Part 15B
Serial #: UBIQ01-U2 Rev B
Issue Date: 27th September 2016
Page: 244 of 379



Unwanted Emissions 30-1000MHz

Variant: 40MHz QPSK, Channel: 11.23 GHz, Chain b, Temp: ambient, Voltage: 50 Vdc

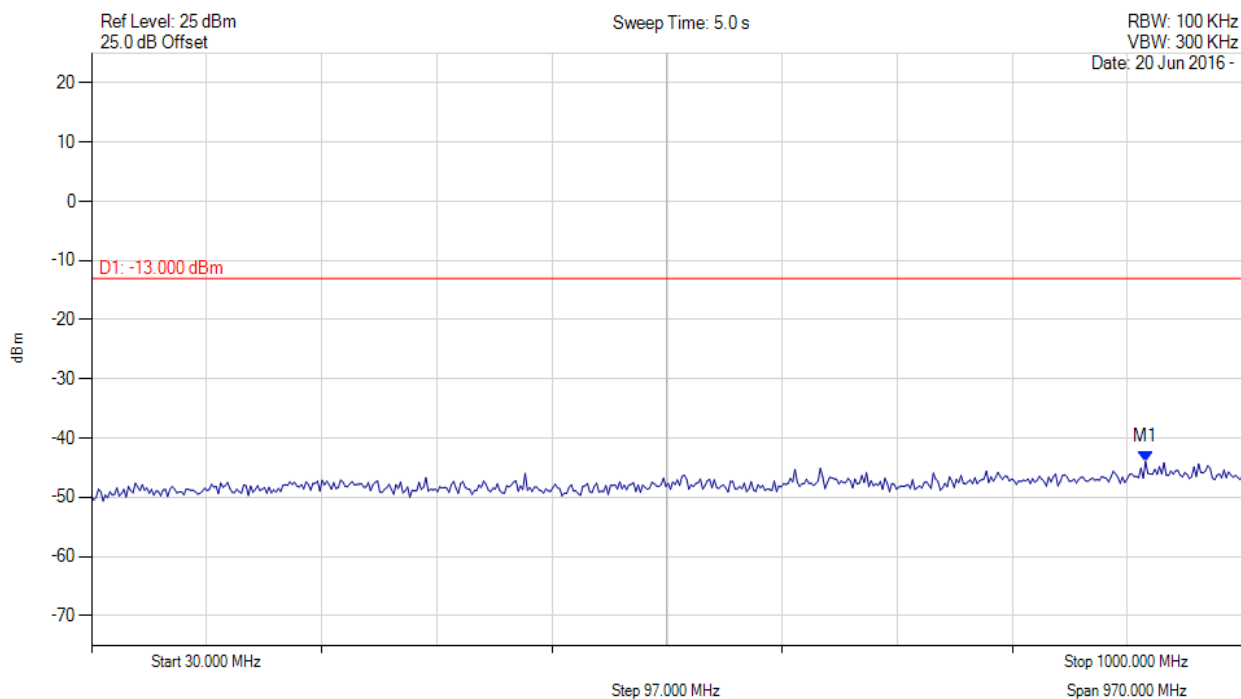


| Analyzer Setup | Marker:Frequency:Amplitude | Test Results |
|---|--------------------------------|------------------------------|
| Detector = MAX PEAK Sweep Count = 0 RF Atten (dB) = 20 Trace Mode = VIEW | M1 : 976.673 MHz : -44.203 dBm | Channel Frequency: 11.23 GHz |

This test report may be reproduced in full only. The document may only be updated by MiCOM Labs personnel. Any changes will be noted in the Document History section of the report.

Unwanted Emissions 30-1000MHz

Variant: 40MHz QPSK, Channel: 11.67 GHz, Chain a, Temp: ambient, Voltage: 50 Vdc



| Analyzer Setup | Marker:Frequency:Amplitude | Test Results |
|---|--------------------------------|------------------------------|
| Detector = MAX PEAK Sweep Count = 0 RF Atten (dB) = 20 Trace Mode = VIEW | M1 : 918.357 MHz : -43.932 dBm | Channel Frequency: 11.67 GHz |

This test report may be reproduced in full only. The document may only be updated by MiCOM Labs personnel. Any changes will be noted in the Document History section of the report.

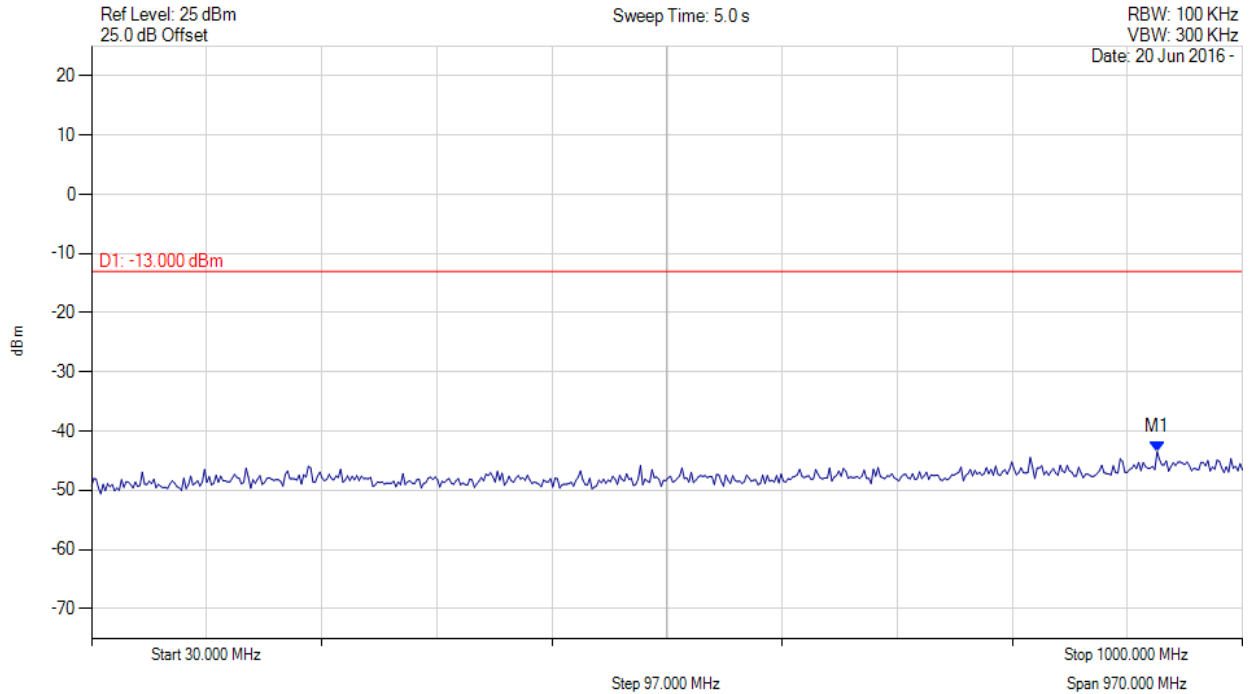


Title: Ubiquiti Networks AF-11FX
To: FCC 47 CFR Part 101, Part 15B
Serial #: UBIQ01-U2 Rev B
Issue Date: 27th September 2016
Page: 246 of 379



Unwanted Emissions 30-1000MHz

Variant: 40MHz QPSK, Channel: 11.67 GHz, Chain b, Temp: ambient, Voltage: 50 Vdc

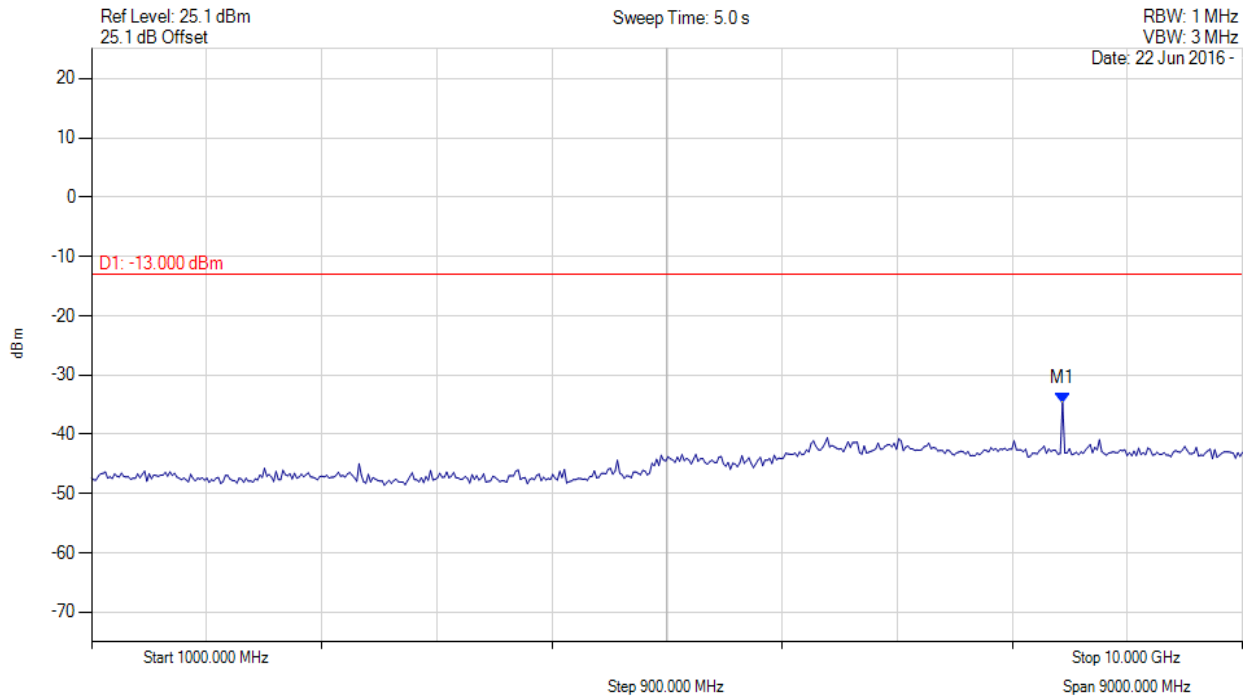


| Analyzer Setup | Marker:Frequency:Amplitude | Test Results |
|---|--------------------------------|------------------------------|
| Detector = MAX PEAK Sweep Count = 0 RF Atten (dB) = 20 Trace Mode = VIEW | M1 : 928.076 MHz : -43.470 dBm | Channel Frequency: 11.67 GHz |

This test report may be reproduced in full only. The document may only be updated by MiCOM Labs personnel. Any changes will be noted in the Document History section of the report.

Unwanted Emissions 1000-10000 MHz

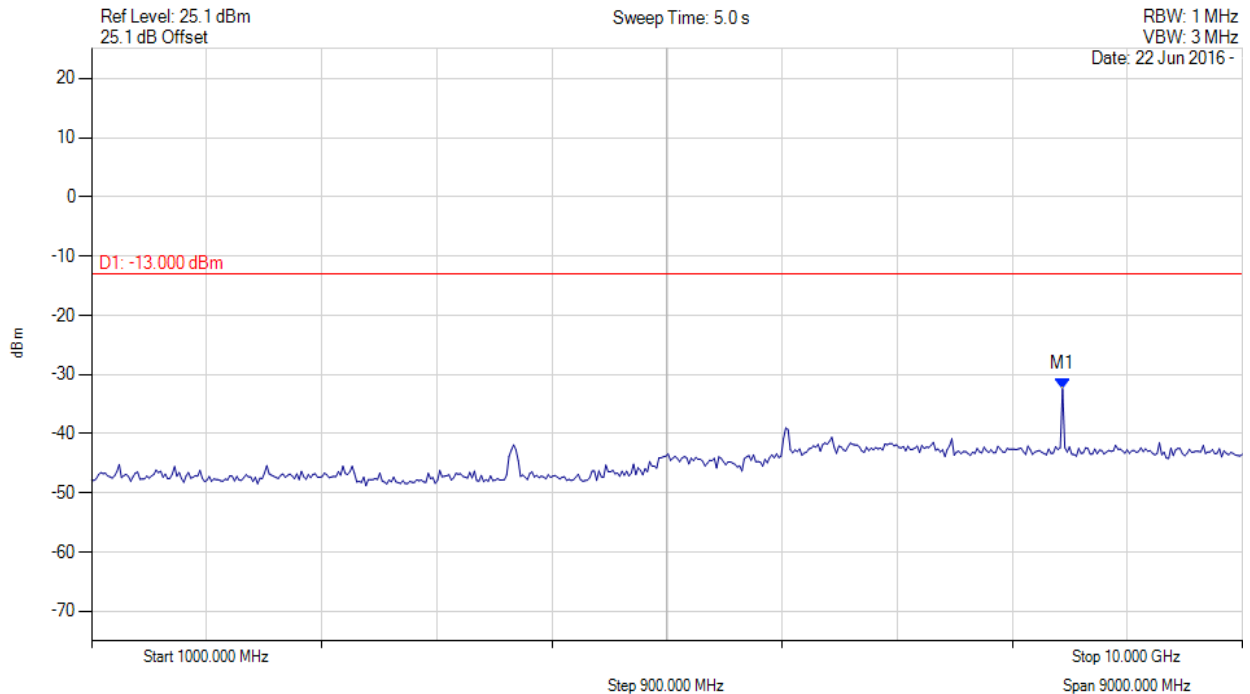
Variant: 40MHz QPSK, Channel: 10.74 GHz, Chain a, Temp: ambient, Voltage: 50 Vdc



| Analyzer Setup | Marker:Frequency:Amplitude | Test Results |
|---|---------------------------------|------------------------------|
| Detector = MAX PEAK Sweep Count = 0 RF Atten (dB) = 10 Trace Mode = VIEW | M1 : 8593.186 MHz : -34.662 dBm | Channel Frequency: 10.74 GHz |

Unwanted Emissions 1000-10000 MHz

Variant: 40MHz QPSK, Channel: 10.74 GHz, Chain b, Temp: ambient, Voltage: 50 Vdc

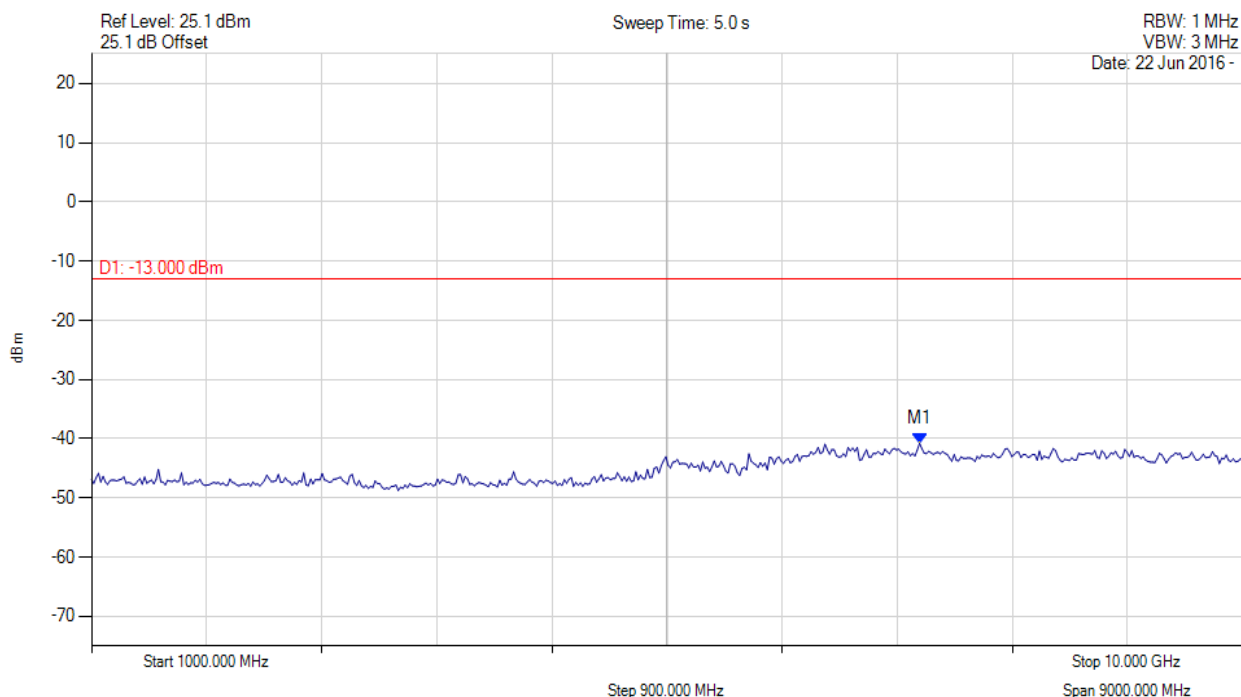


| Analyzer Setup | Marker:Frequency:Amplitude | Test Results |
|---|---------------------------------|------------------------------|
| Detector = MAX PEAK Sweep Count = 0 RF Atten (dB) = 10 Trace Mode = VIEW | M1 : 8593.186 MHz : -32.378 dBm | Channel Frequency: 10.74 GHz |

This test report may be reproduced in full only. The document may only be updated by MiCOM Labs personnel. Any changes will be noted in the Document History section of the report.

Unwanted Emissions 1000-10000 MHz

Variant: 40MHz QPSK, Channel: 11.23 GHz, Chain a, Temp: ambient, Voltage: 50 Vdc

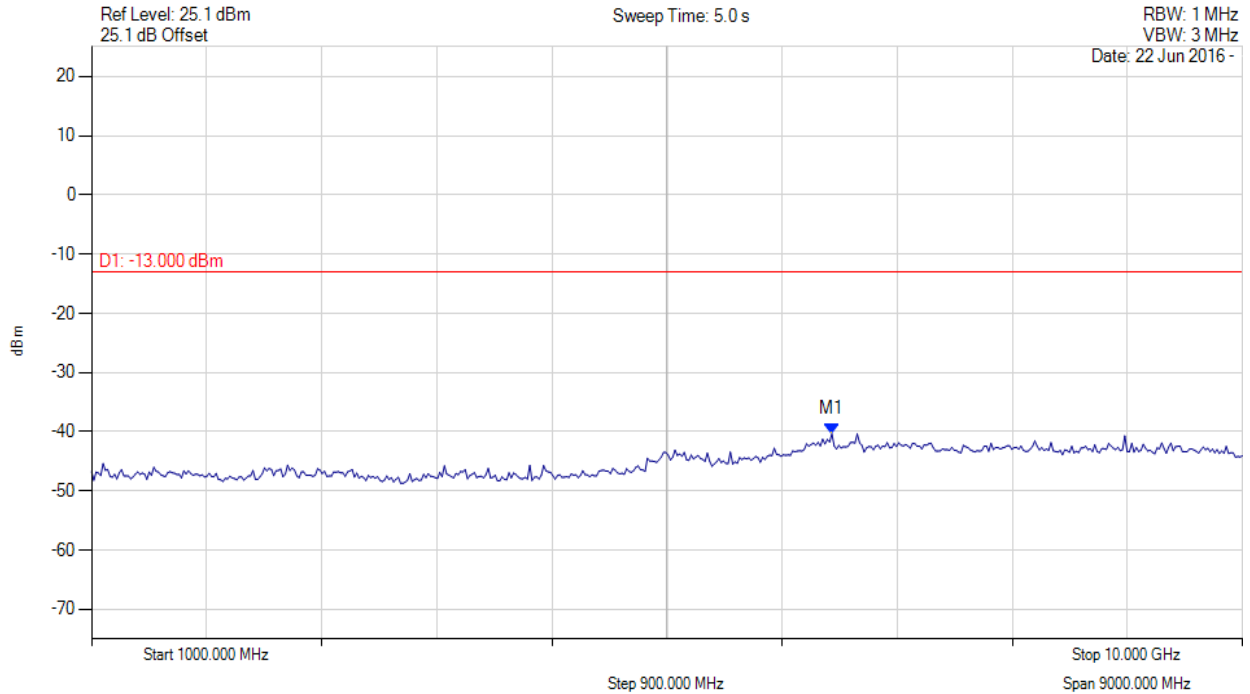


| Analyzer Setup | Marker:Frequency:Amplitude | Test Results |
|---|---------------------------------|------------------------------|
| Detector = MAX PEAK Sweep Count = 0 RF Atten (dB) = 10 Trace Mode = VIEW | M1 : 7474.950 MHz : -40.751 dBm | Channel Frequency: 11.23 GHz |

This test report may be reproduced in full only. The document may only be updated by MiCOM Labs personnel. Any changes will be noted in the Document History section of the report.

Unwanted Emissions 1000-10000 MHz

Variant: 40MHz QPSK, Channel: 11.23 GHz, Chain b, Temp: ambient, Voltage: 50 Vdc



| Analyzer Setup | Marker:Frequency:Amplitude | Test Results |
|---|---------------------------------|------------------------------|
| Detector = MAX PEAK Sweep Count = 0 RF Atten (dB) = 10 Trace Mode = VIEW | M1 : 6789.579 MHz : -40.342 dBm | Channel Frequency: 11.23 GHz |

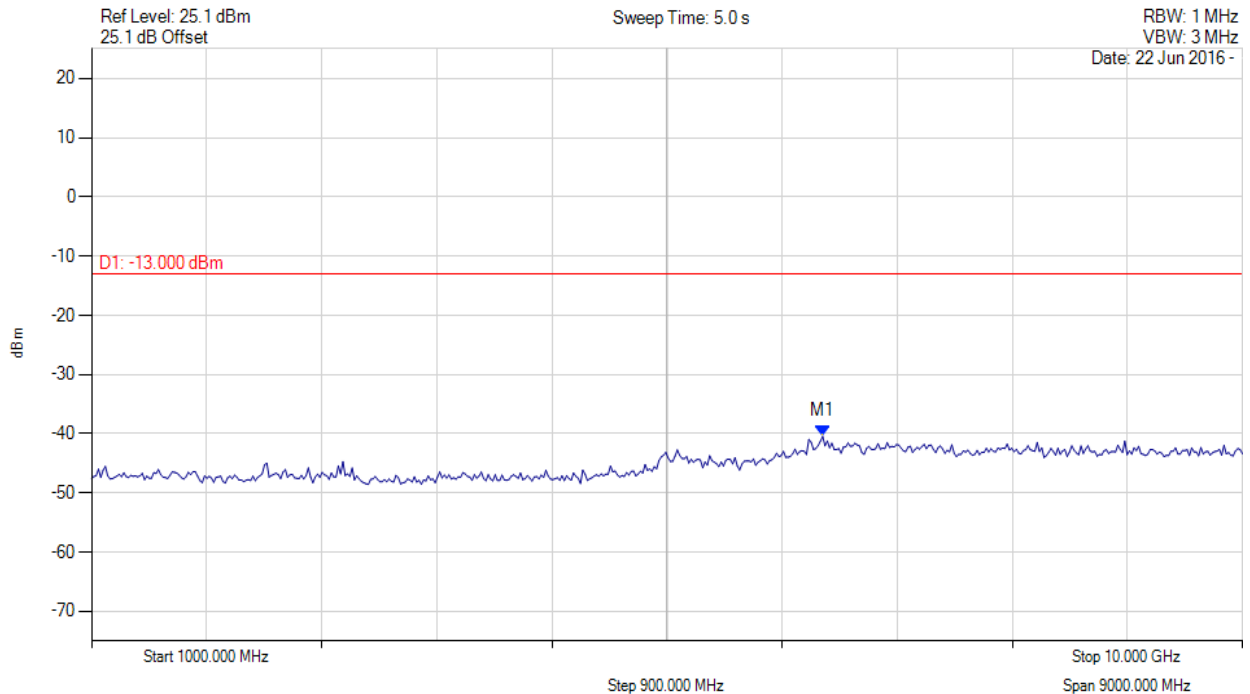


Title: Ubiquiti Networks AF-11FX
To: FCC 47 CFR Part 101, Part 15B
Serial #: UBIQ01-U2 Rev B
Issue Date: 27th September 2016
Page: 251 of 379



Unwanted Emissions 1000-10000 MHz

Variant: 40MHz QPSK, Channel: 11.67 GHz, Chain a, Temp: ambient, Voltage: 50 Vdc



| Analyzer Setup | Marker:Frequency:Amplitude | Test Results |
|---|---------------------------------|------------------------------|
| Detector = MAX PEAK Sweep Count = 0 RF Atten (dB) = 10 Trace Mode = VIEW | M1 : 6717.435 MHz : -40.413 dBm | Channel Frequency: 11.67 GHz |

This test report may be reproduced in full only. The document may only be updated by MiCOM Labs personnel. Any changes will be noted in the Document History section of the report.

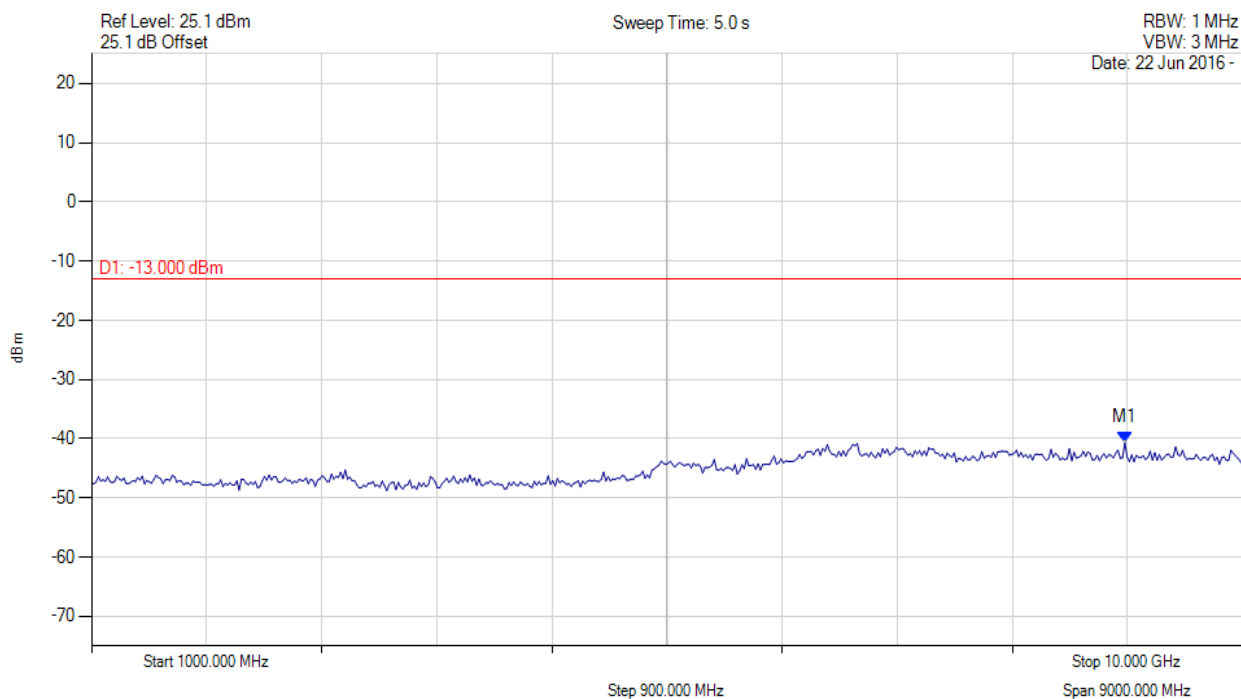


Title: Ubiquiti Networks AF-11FX
To: FCC 47 CFR Part 101, Part 15B
Serial #: UBIQ01-U2 Rev B
Issue Date: 27th September 2016
Page: 252 of 379



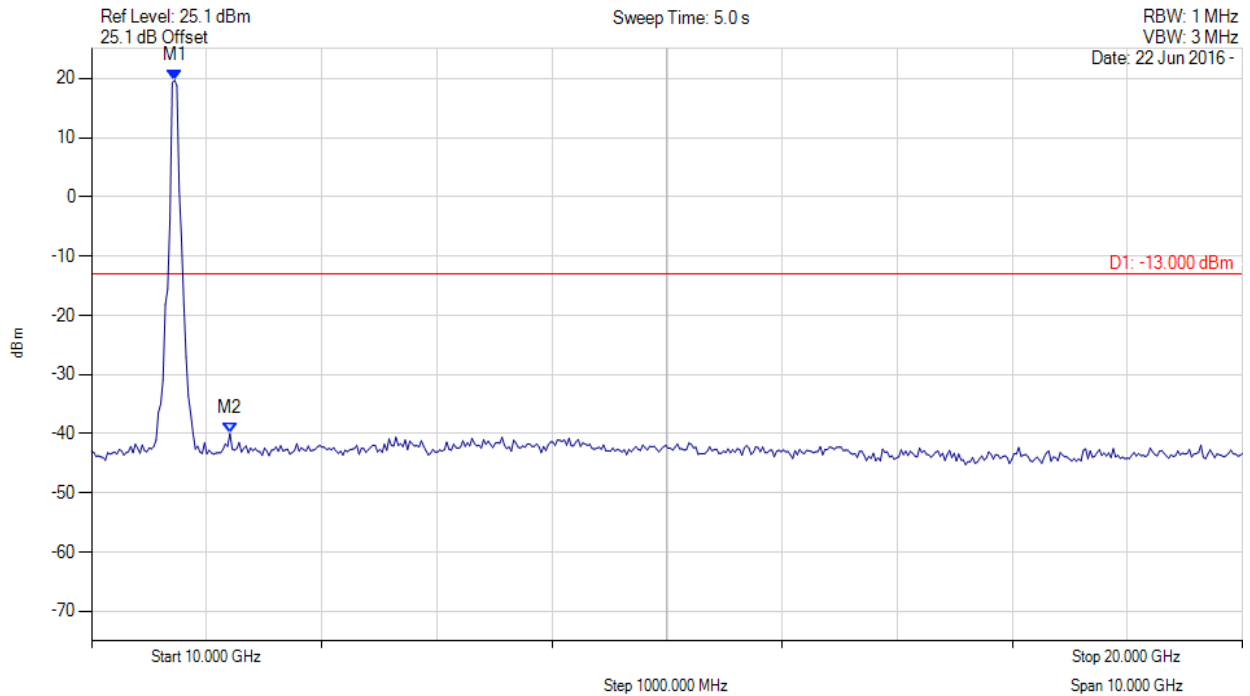
Unwanted Emissions 1000-10000 MHz

Variant: 40MHz QPSK, Channel: 11.67 GHz, Chain b, Temp: ambient, Voltage: 50 Vdc

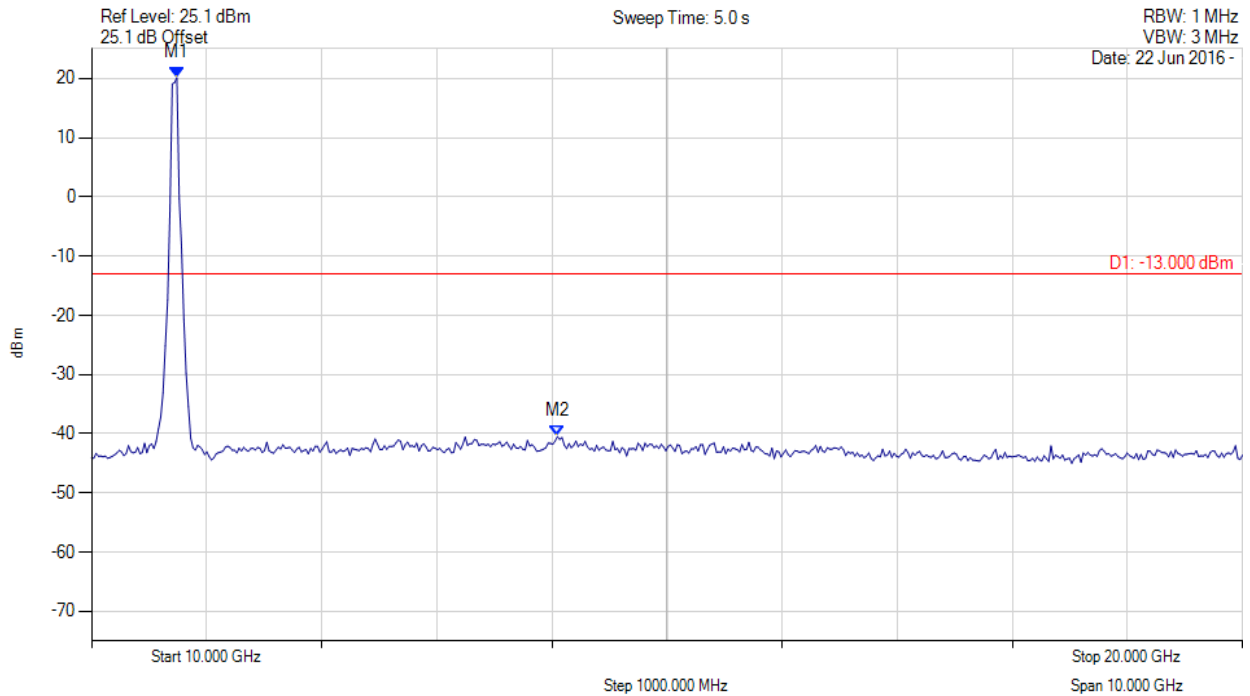


| Analyzer Setup | Marker:Frequency:Amplitude | Test Results |
|---|---------------------------------|------------------------------|
| Detector = MAX PEAK Sweep Count = 0 RF Atten (dB) = 10 Trace Mode = VIEW | M1 : 9080.160 MHz : -40.633 dBm | Channel Frequency: 11.67 GHz |

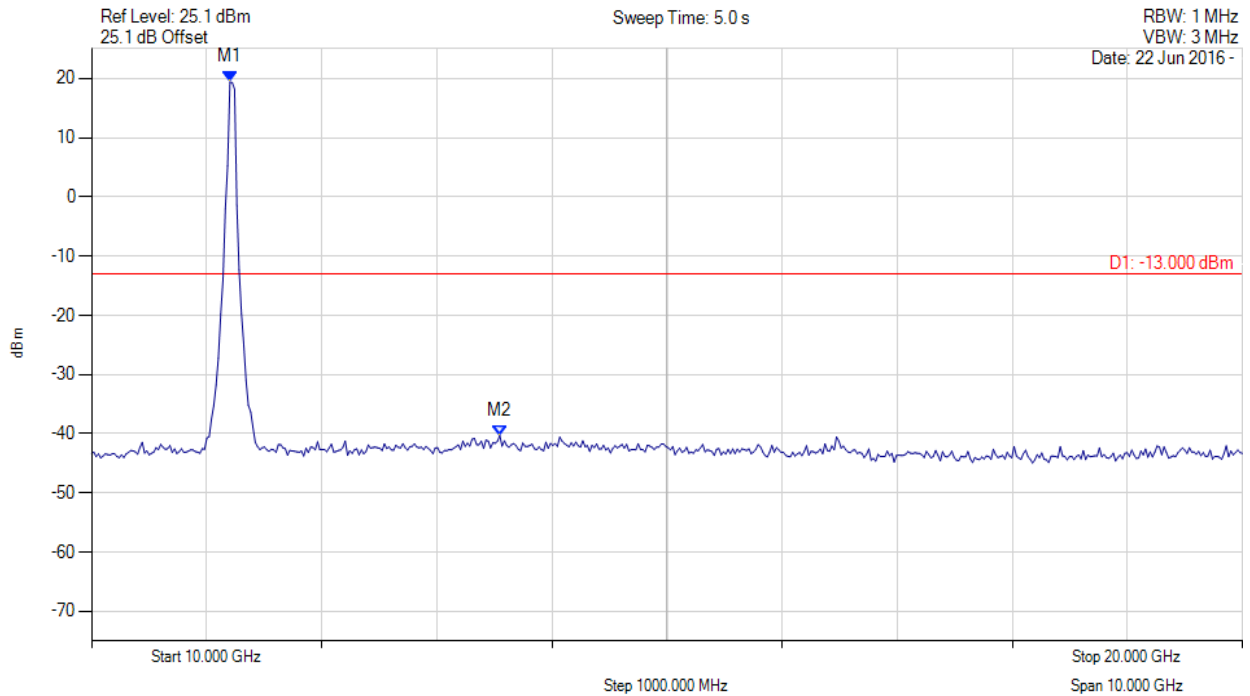
This test report may be reproduced in full only. The document may only be updated by MiCOM Labs personnel. Any changes will be noted in the Document History section of the report.



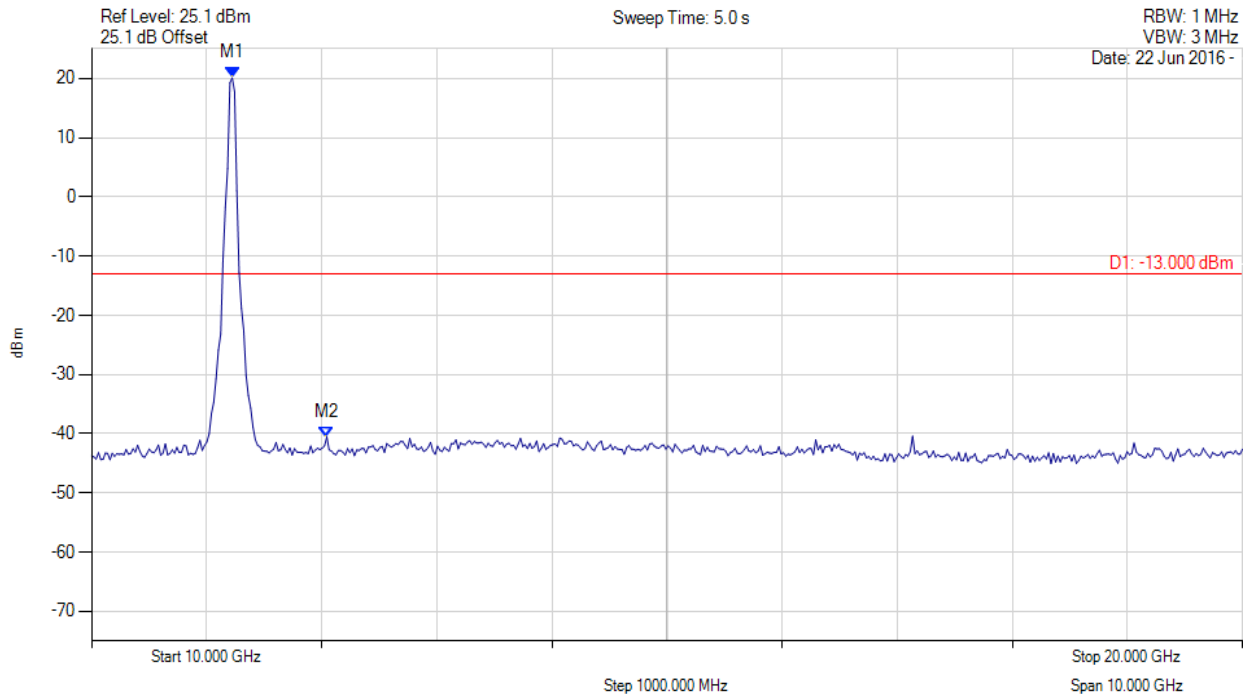
| Analyzer Setup | Marker:Frequency:Amplitude | Test Results |
|---|---|------------------------------|
| Detector = MAX PEAK Sweep Count = 0 RF Atten (dB) = 10 Trace Mode = VIEW | M1 : 10.721 GHz : 19.704 dBm M2 : 11.202 GHz : -39.968 dBm | Channel Frequency: 10.74 GHz |



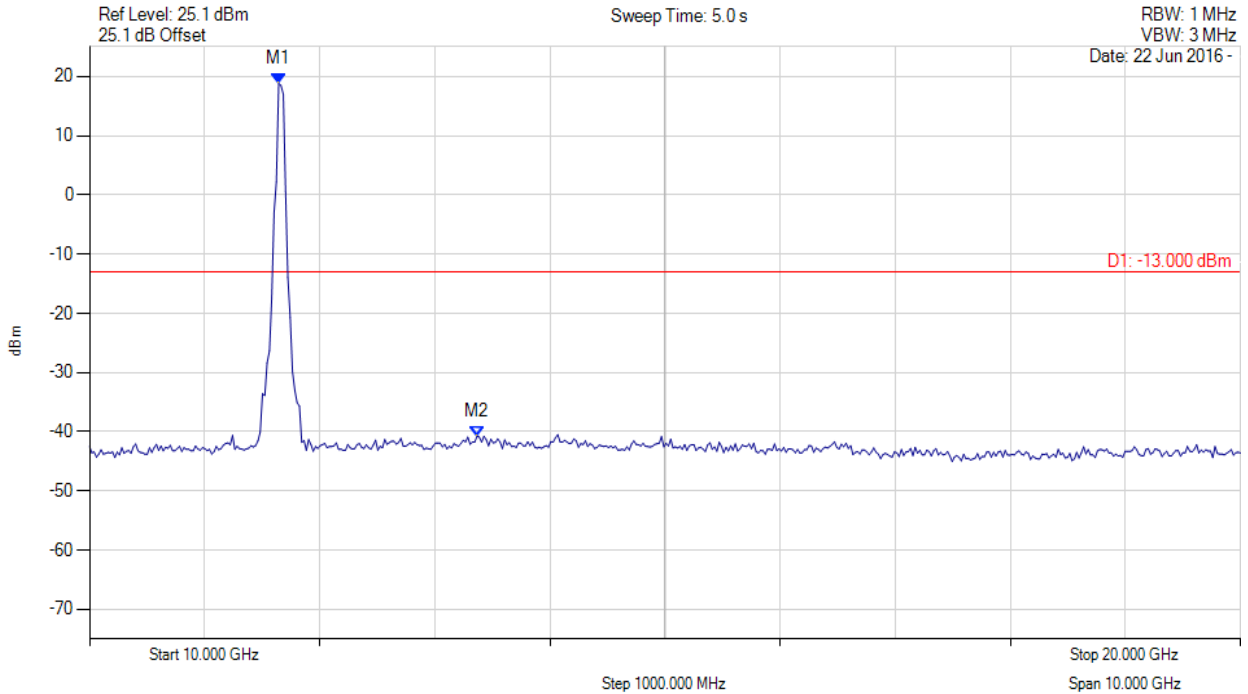
| Analyzer Setup | Marker:Frequency:Amplitude | Test Results |
|---|---|------------------------------|
| Detector = MAX PEAK Sweep Count = 0 RF Atten (dB) = 10 Trace Mode = VIEW | M1 : 10.741 GHz : 20.119 dBm M2 : 14.048 GHz : -40.456 dBm | Channel Frequency: 10.74 GHz |



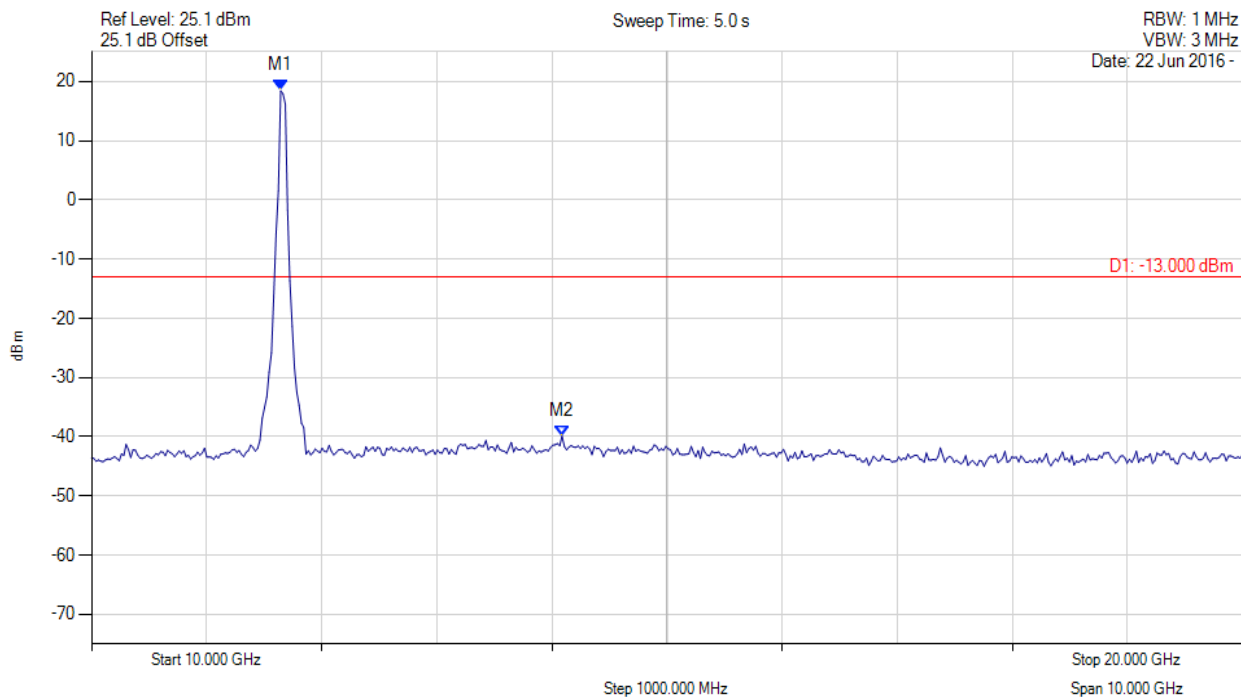
| Analyzer Setup | Marker:Frequency:Amplitude | Test Results |
|---|---|------------------------------|
| Detector = MAX PEAK Sweep Count = 0 RF Atten (dB) = 10 Trace Mode = VIEW | M1 : 11.202 GHz : 19.408 dBm M2 : 13.547 GHz : -40.289 dBm | Channel Frequency: 11.23 GHz |



| Analyzer Setup | Marker:Frequency:Amplitude | Test Results |
|---|---|------------------------------|
| Detector = MAX PEAK Sweep Count = 0 RF Atten (dB) = 10 Trace Mode = VIEW | M1 : 11.222 GHz : 20.091 dBm M2 : 12.044 GHz : -40.525 dBm | Channel Frequency: 11.23 GHz |



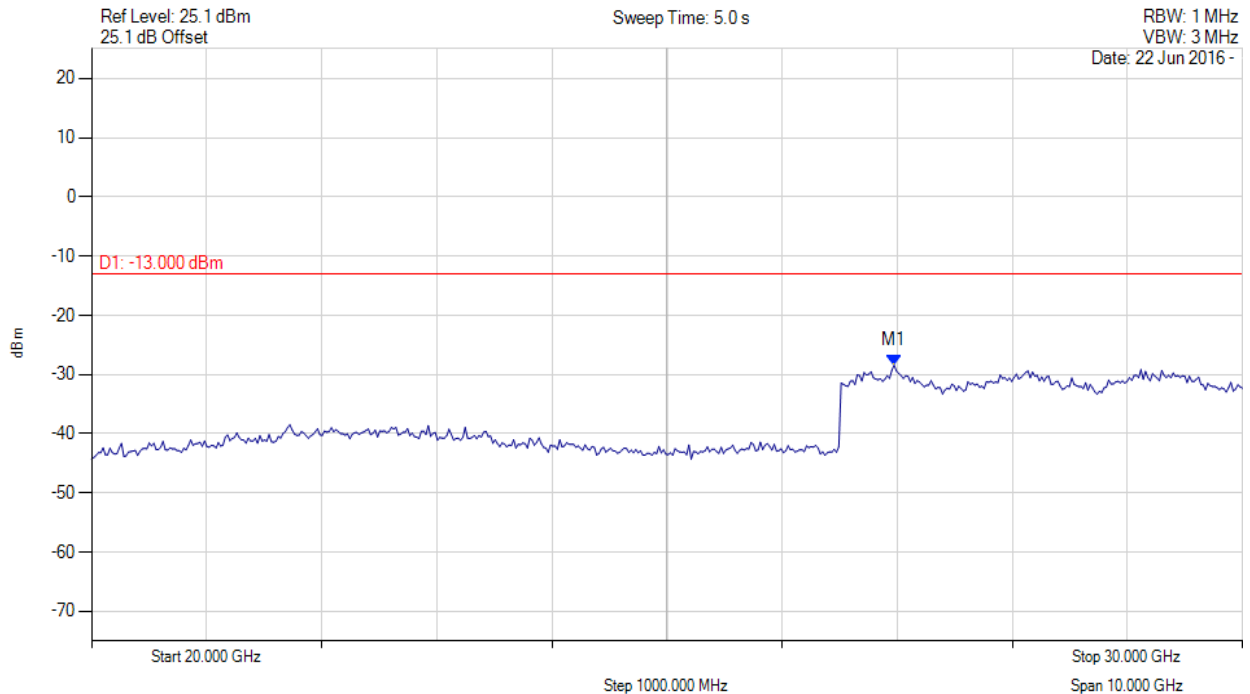
| Analyzer Setup | Marker:Frequency:Amplitude | Test Results |
|---|---|------------------------------|
| Detector = MAX PEAK Sweep Count = 0 RF Atten (dB) = 10 Trace Mode = VIEW | M1 : 11.643 GHz : 18.795 dBm M2 : 13.367 GHz : -40.759 dBm | Channel Frequency: 11.67 GHz |



| Analyzer Setup | Marker:Frequency:Amplitude | Test Results |
|---|---|------------------------------|
| Detector = MAX PEAK Sweep Count = 0 RF Atten (dB) = 10 Trace Mode = VIEW | M1 : 11.643 GHz : 18.437 dBm M2 : 14.088 GHz : -39.872 dBm | Channel Frequency: 11.67 GHz |

Unwanted Emissions 20000-30000 MHz

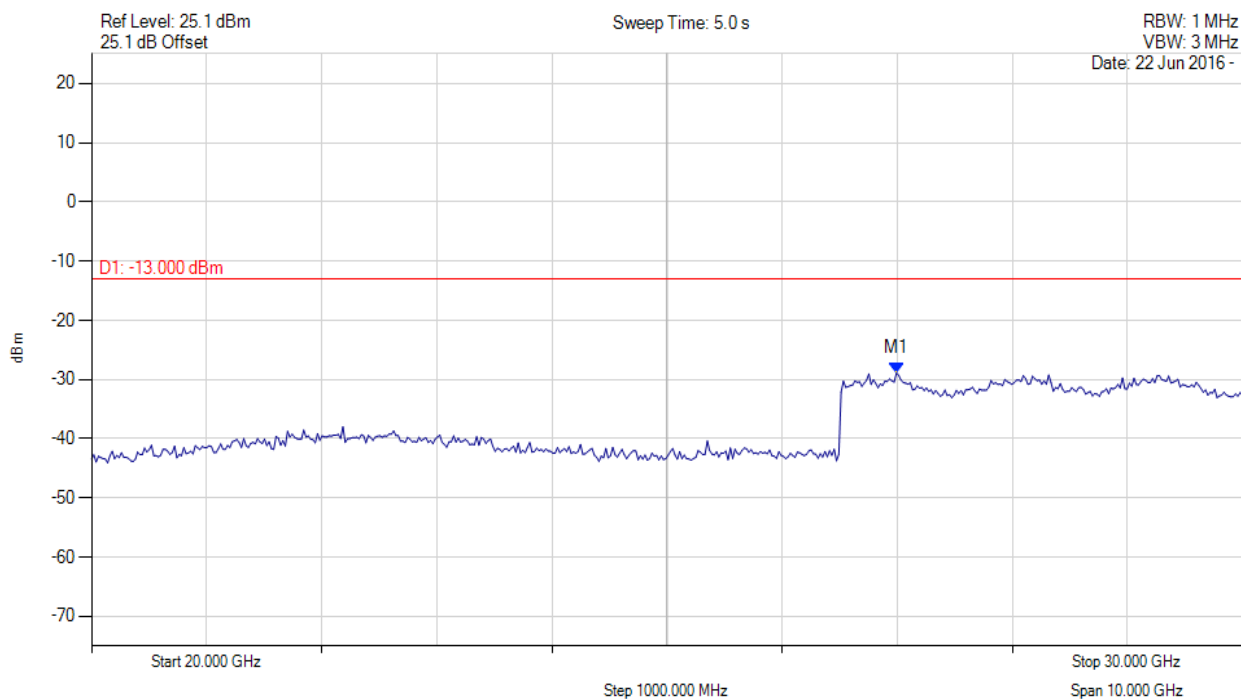
Variant: 40MHz QPSK, Channel: 10.74 GHz, Chain a, Temp: ambient, Voltage: 50 Vdc



| Analyzer Setup | Marker:Frequency:Amplitude | Test Results |
|---|-------------------------------|------------------------------|
| Detector = MAX PEAK Sweep Count = 0 RF Atten (dB) = 10 Trace Mode = VIEW | M1 : 26.974 GHz : -28.428 dBm | Channel Frequency: 10.74 GHz |

Unwanted Emissions 20000-30000 MHz

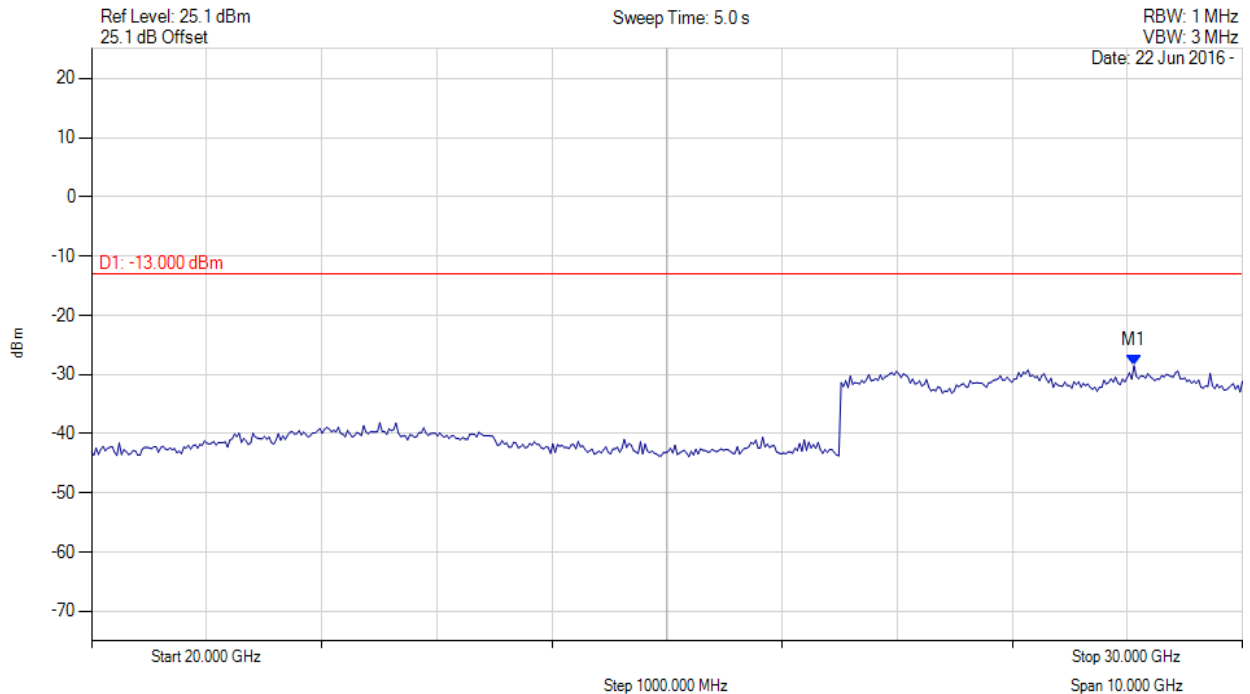
Variant: 40MHz QPSK, Channel: 10.74 GHz, Chain b, Temp: ambient, Voltage: 50 Vdc



| Analyzer Setup | Marker:Frequency:Amplitude | Test Results |
|---|-------------------------------|------------------------------|
| Detector = MAX PEAK Sweep Count = 0 RF Atten (dB) = 10 Trace Mode = VIEW | M1 : 26.994 GHz : -28.874 dBm | Channel Frequency: 10.74 GHz |

Unwanted Emissions 20000-30000 MHz

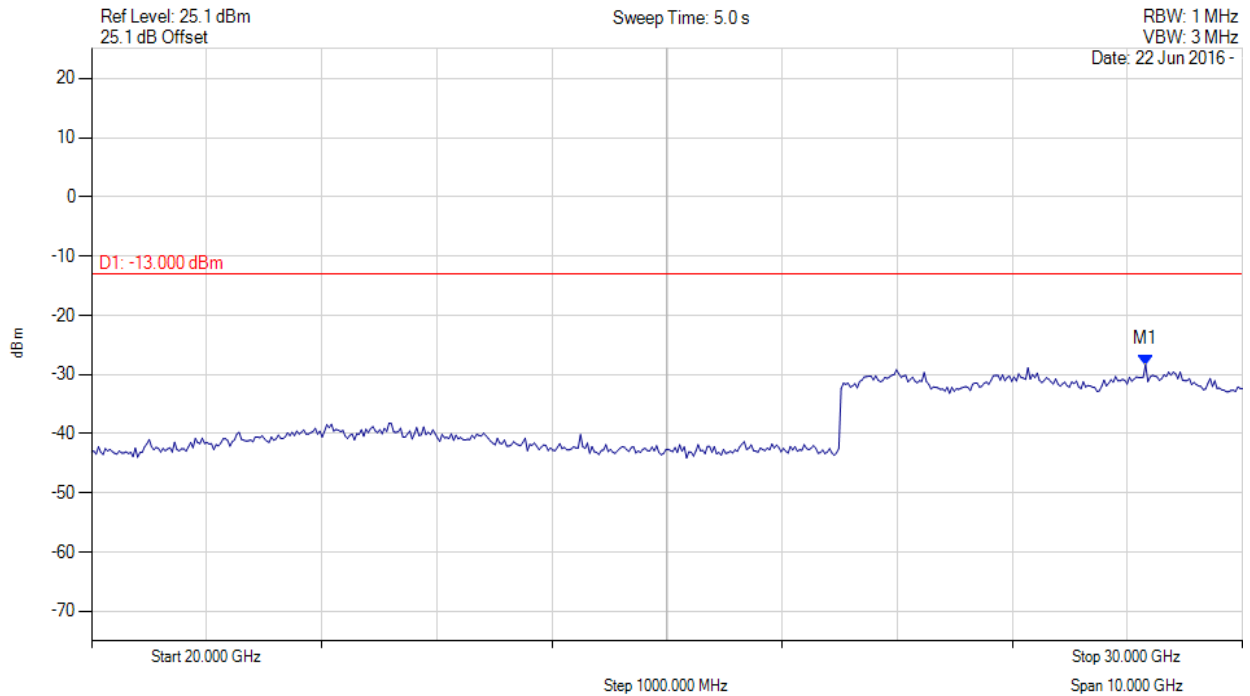
Variant: 40MHz QPSK, Channel: 11.23 GHz, Chain a, Temp: ambient, Voltage: 50 Vdc



| Analyzer Setup | Marker:Frequency:Amplitude | Test Results |
|---|-------------------------------|------------------------------|
| Detector = MAX PEAK Sweep Count = 0 RF Atten (dB) = 10 Trace Mode = VIEW | M1 : 29.058 GHz : -28.499 dBm | Channel Frequency: 11.23 GHz |

Unwanted Emissions 20000-30000 MHz

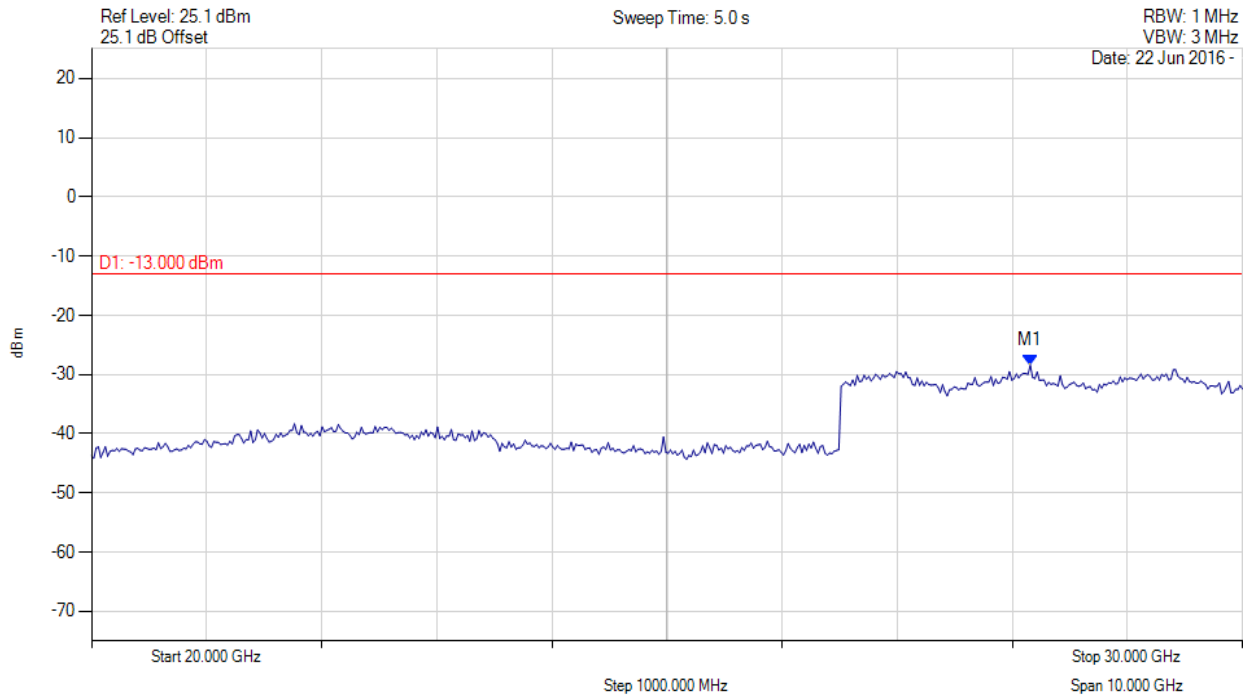
Variant: 40MHz QPSK, Channel: 11.23 GHz, Chain b, Temp: ambient, Voltage: 50 Vdc



| Analyzer Setup | Marker:Frequency:Amplitude | Test Results |
|---|-------------------------------|------------------------------|
| Detector = MAX PEAK Sweep Count = 0 RF Atten (dB) = 10 Trace Mode = VIEW | M1 : 29.158 GHz : -28.345 dBm | Channel Frequency: 11.23 GHz |

Unwanted Emissions 20000-30000 MHz

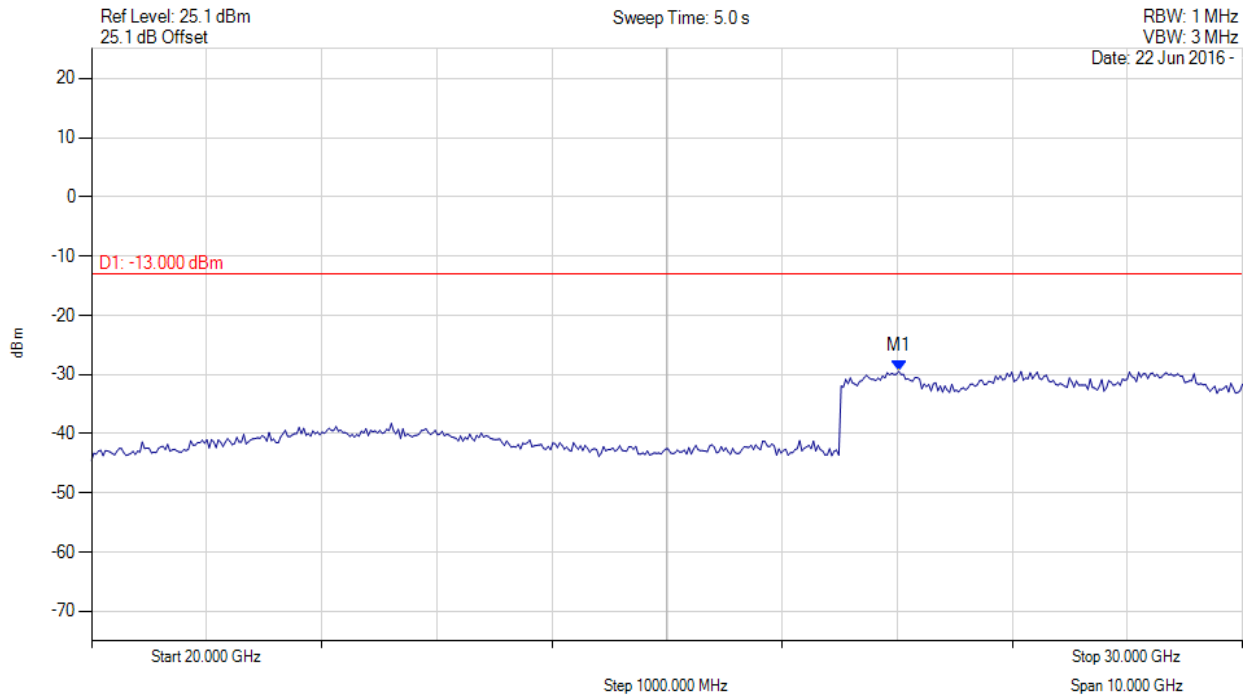
Variant: 40MHz QPSK, Channel: 11.67 GHz, Chain a, Temp: ambient, Voltage: 50 Vdc



| Analyzer Setup | Marker:Frequency:Amplitude | Test Results |
|---|-------------------------------|------------------------------|
| Detector = MAX PEAK Sweep Count = 0 RF Atten (dB) = 10 Trace Mode = VIEW | M1 : 28.156 GHz : -28.430 dBm | Channel Frequency: 11.67 GHz |

Unwanted Emissions 20000-30000 MHz

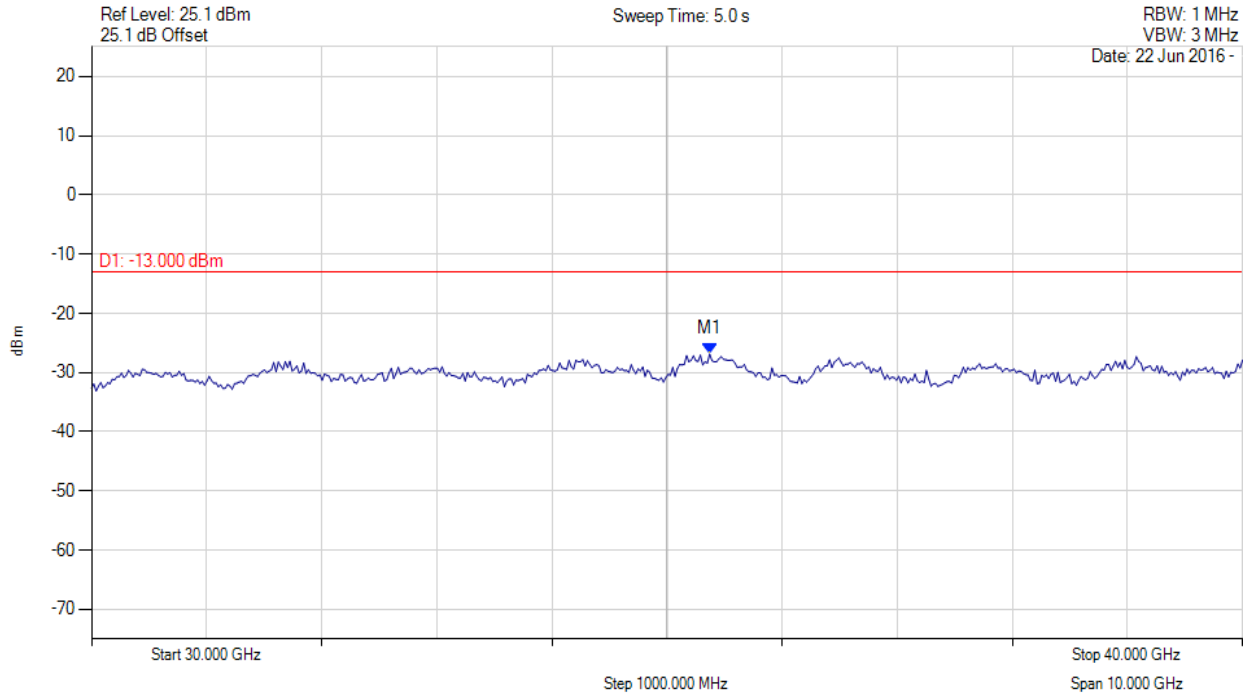
Variant: 40MHz QPSK, Channel: 11.67 GHz, Chain b, Temp: ambient, Voltage: 50 Vdc



| Analyzer Setup | Marker:Frequency:Amplitude | Test Results |
|---|-------------------------------|------------------------------|
| Detector = MAX PEAK Sweep Count = 0 RF Atten (dB) = 10 Trace Mode = VIEW | M1 : 27.014 GHz : -29.443 dBm | Channel Frequency: 11.67 GHz |

Unwanted Emissions 30000-40000 MHz

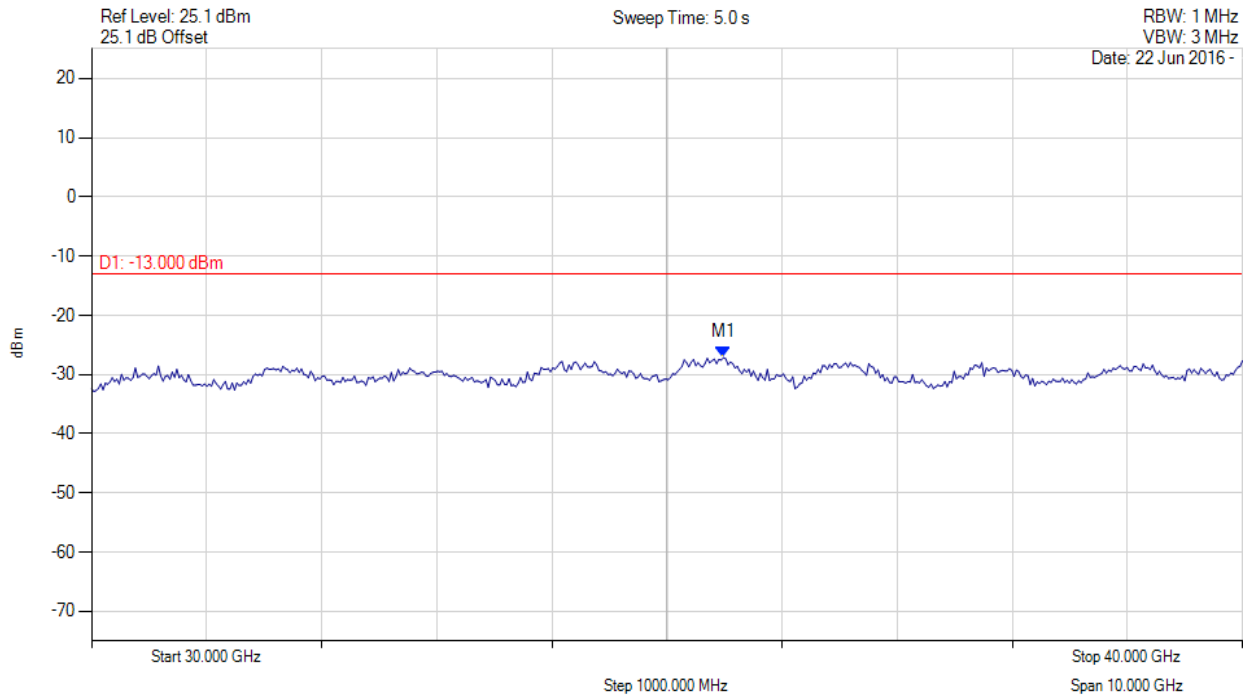
Variant: 40MHz QPSK, Channel: 10.74 GHz, Chain a, Temp: ambient, Voltage: 50 Vdc



| Analyzer Setup | Marker:Frequency:Amplitude | Test Results |
|---|-------------------------------|------------------------------|
| Detector = MAX PEAK Sweep Count = 0 RF Atten (dB) = 10 Trace Mode = VIEW | M1 : 35.371 GHz : -26.864 dBm | Channel Frequency: 10.74 GHz |

Unwanted Emissions 30000-40000 MHz

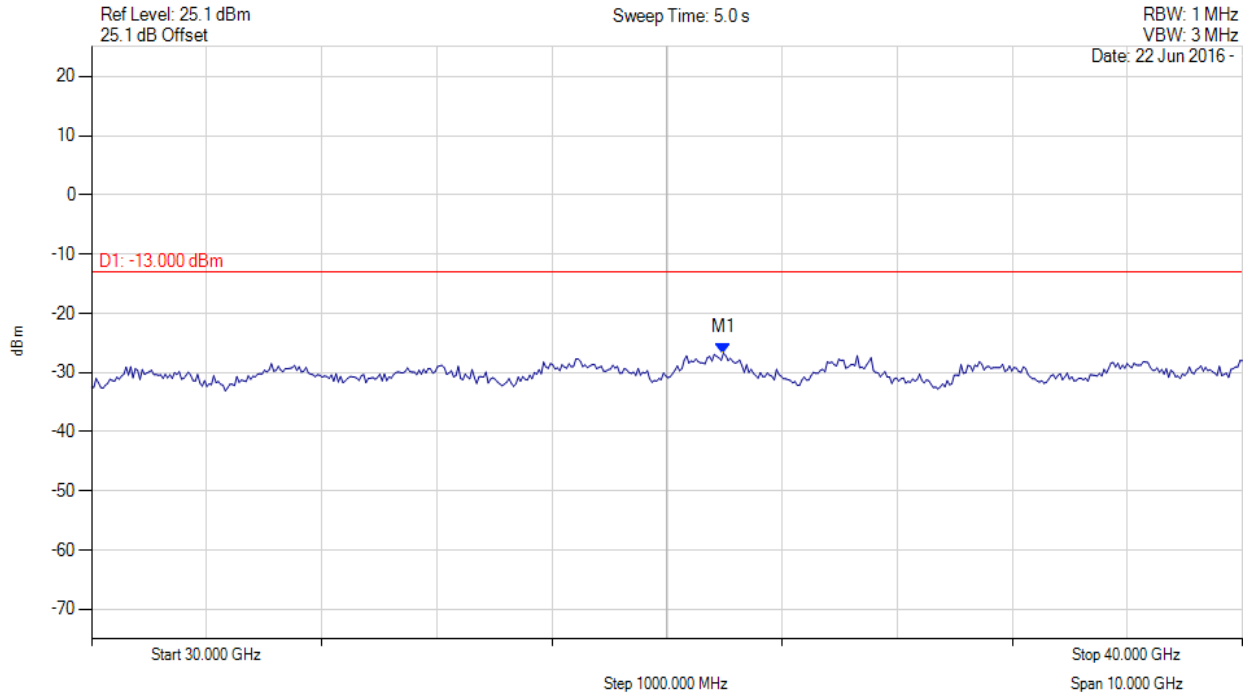
Variant: 40MHz QPSK, Channel: 10.74 GHz, Chain b, Temp: ambient, Voltage: 50 Vdc



| Analyzer Setup | Marker:Frequency:Amplitude | Test Results |
|---|-------------------------------|------------------------------|
| Detector = MAX PEAK Sweep Count = 0 RF Atten (dB) = 10 Trace Mode = VIEW | M1 : 35.491 GHz : -27.131 dBm | Channel Frequency: 10.74 GHz |

Unwanted Emissions 30000-40000 MHz

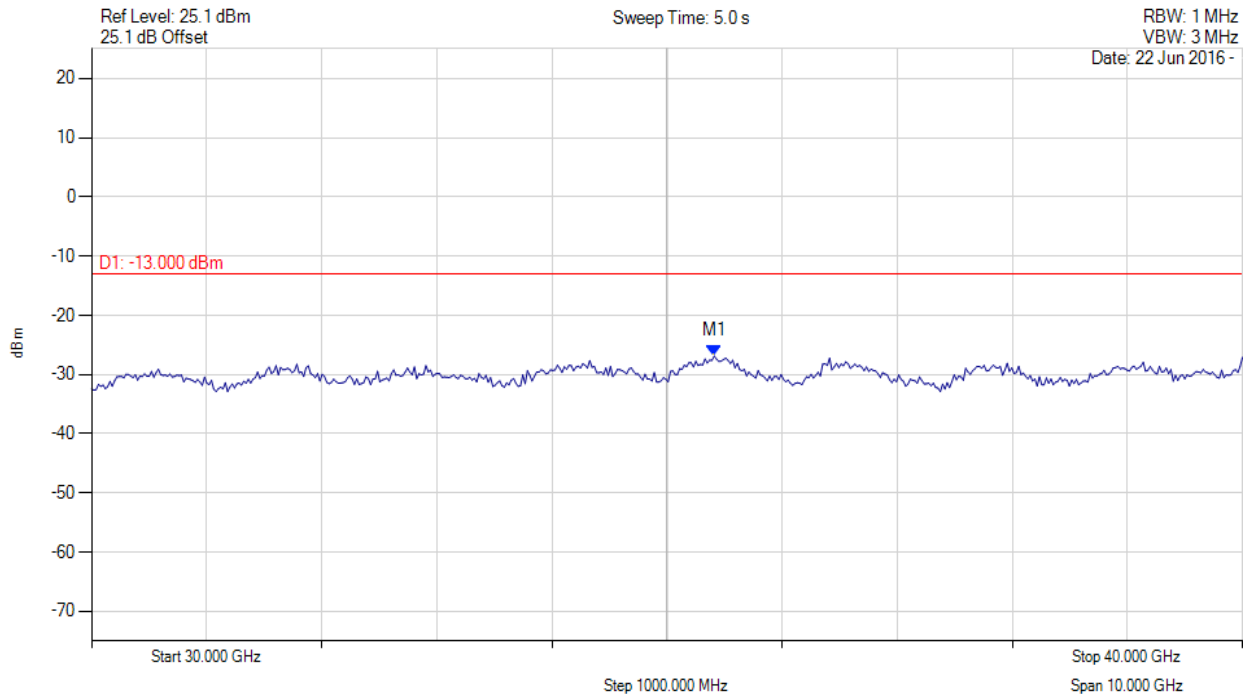
Variant: 40MHz QPSK, Channel: 11.23 GHz, Chain a, Temp: ambient, Voltage: 50 Vdc



| Analyzer Setup | Marker:Frequency:Amplitude | Test Results |
|---|-------------------------------|------------------------------|
| Detector = MAX PEAK Sweep Count = 0 RF Atten (dB) = 10 Trace Mode = VIEW | M1 : 35.491 GHz : -26.702 dBm | Channel Frequency: 11.23 GHz |

Unwanted Emissions 30000-40000 MHz

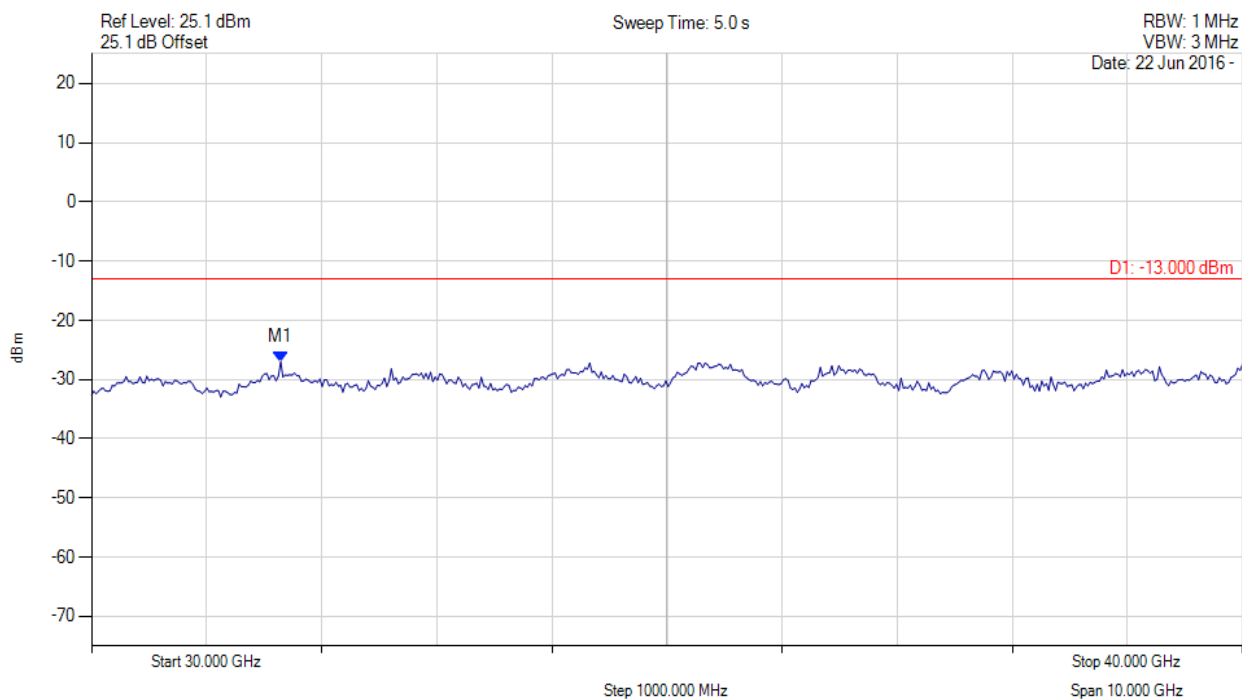
Variant: 40MHz QPSK, Channel: 11.23 GHz, Chain b, Temp: ambient, Voltage: 50 Vdc



| Analyzer Setup | Marker:Frequency:Amplitude | Test Results |
|---|-------------------------------|------------------------------|
| Detector = MAX PEAK Sweep Count = 0 RF Atten (dB) = 10 Trace Mode = VIEW | M1 : 35.411 GHz : -26.856 dBm | Channel Frequency: 11.23 GHz |

Unwanted Emissions 30000-40000 MHz

Variant: 40MHz QPSK, Channel: 11.67 GHz, Chain a, Temp: ambient, Voltage: 50 Vdc

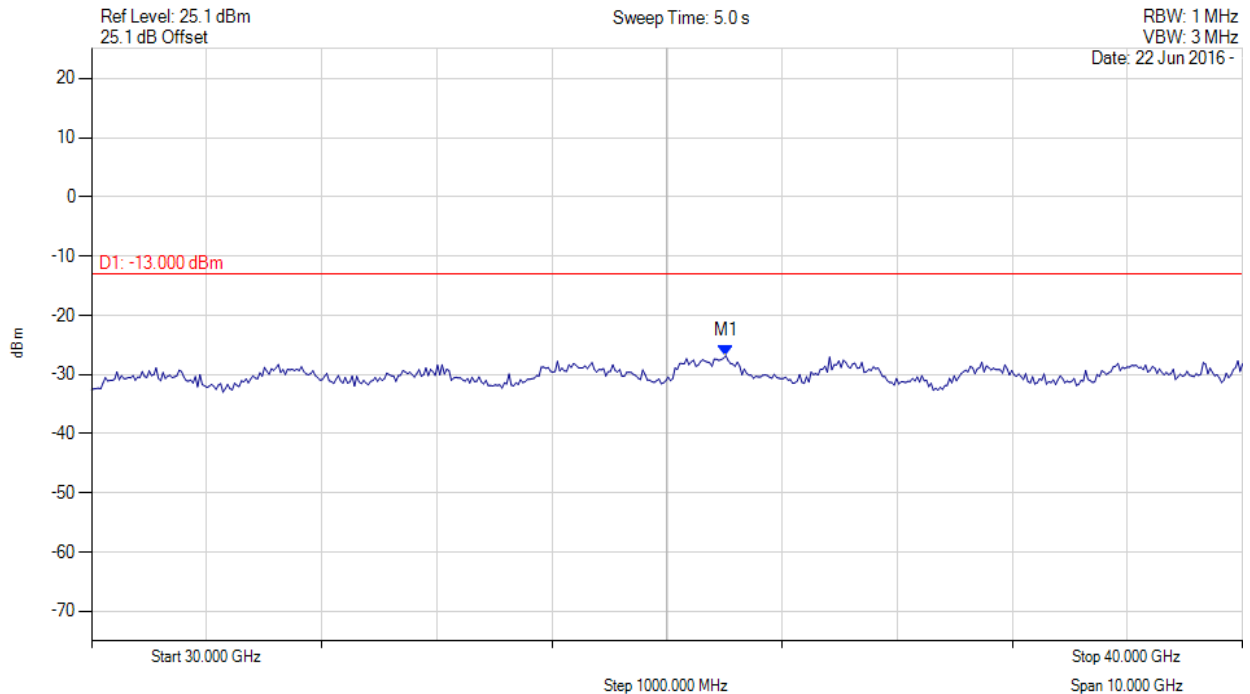


| Analyzer Setup | Marker:Frequency:Amplitude | Test Results |
|---|-------------------------------|------------------------------|
| Detector = MAX PEAK Sweep Count = 0 RF Atten (dB) = 10 Trace Mode = VIEW | M1 : 31.643 GHz : -27.027 dBm | Channel Frequency: 11.67 GHz |

This test report may be reproduced in full only. The document may only be updated by MiCOM Labs personnel. Any changes will be noted in the Document History section of the report.

Unwanted Emissions 30000-40000 MHz

Variant: 40MHz QPSK, Channel: 11.67 GHz, Chain b, Temp: ambient, Voltage: 50 Vdc



| Analyzer Setup | Marker:Frequency:Amplitude | Test Results |
|---|-------------------------------|------------------------------|
| Detector = MAX PEAK Sweep Count = 0 RF Atten (dB) = 10 Trace Mode = VIEW | M1 : 35.511 GHz : -26.809 dBm | Channel Frequency: 11.67 GHz |

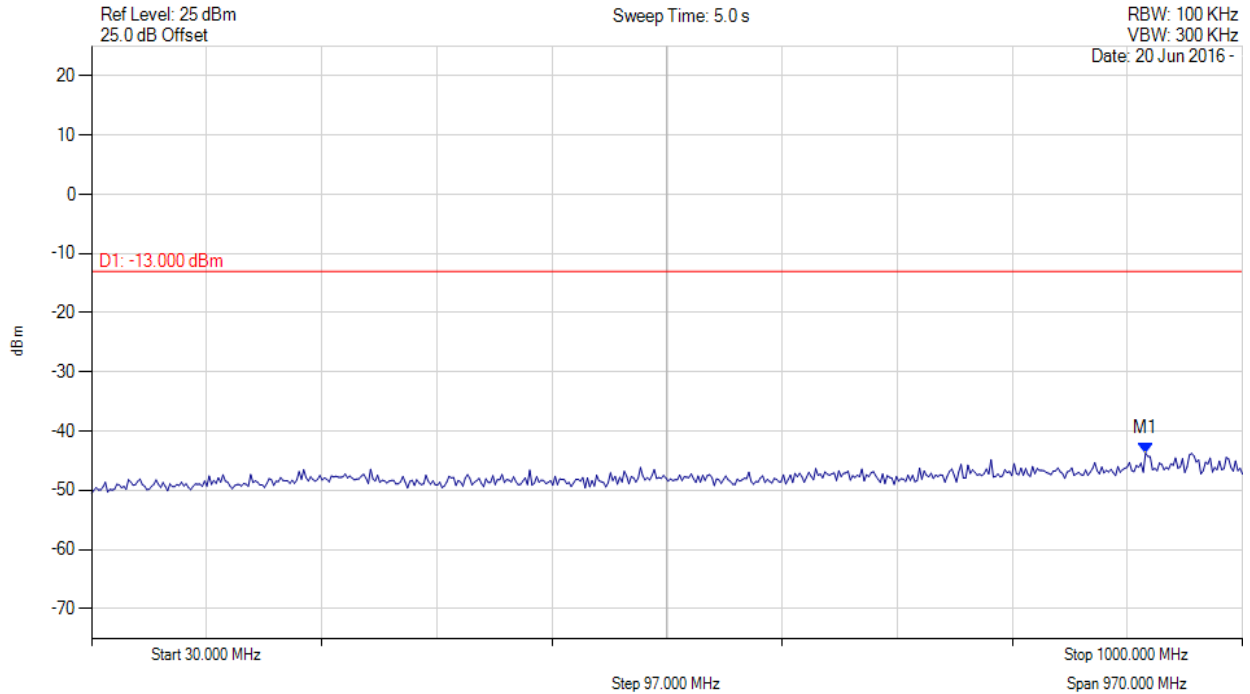


Title: Ubiquiti Networks AF-11FX
To: FCC 47 CFR Part 101, Part 15B
Serial #: UBIQ01-U2 Rev B
Issue Date: 27th September 2016
Page: 271 of 379



Unwanted Emissions 30-1000MHz

Variant: 50MHz QPSK, Channel: 10.76 GHz, Chain a, Temp: ambient, Voltage: 50 Vdc

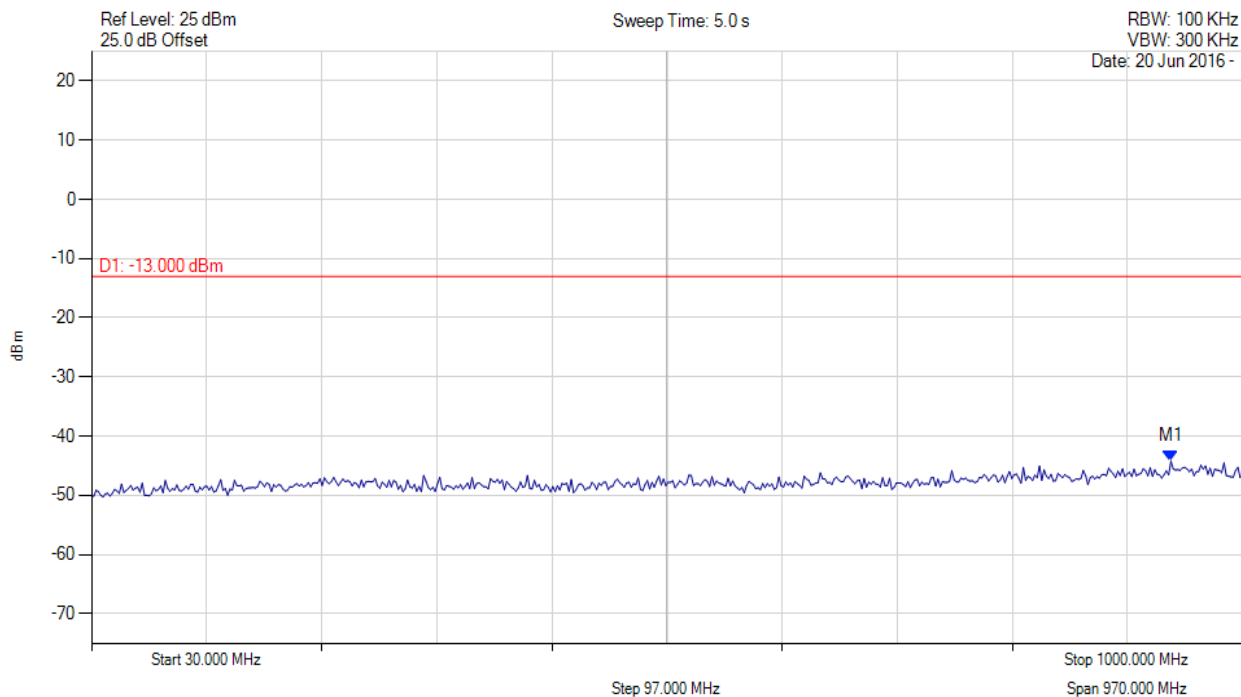


| Analyzer Setup | Marker:Frequency:Amplitude | Test Results |
|---|--------------------------------|------------------------------|
| Detector = MAX PEAK Sweep Count = 0 RF Atten (dB) = 20 Trace Mode = VIEW | M1 : 918.357 MHz : -43.682 dBm | Channel Frequency: 10.76 GHz |

This test report may be reproduced in full only. The document may only be updated by MiCOM Labs personnel. Any changes will be noted in the Document History section of the report.

Unwanted Emissions 30-1000MHz

Variant: 50MHz QPSK, Channel: 10.76 GHz, Chain b, Temp: ambient, Voltage: 50 Vdc



| Analyzer Setup | Marker:Frequency:Amplitude | Test Results |
|---|--------------------------------|------------------------------|
| Detector = MAX PEAK Sweep Count = 0 RF Atten (dB) = 20 Trace Mode = VIEW | M1 : 939.739 MHz : -44.229 dBm | Channel Frequency: 10.76 GHz |

This test report may be reproduced in full only. The document may only be updated by MiCOM Labs personnel. Any changes will be noted in the Document History section of the report.

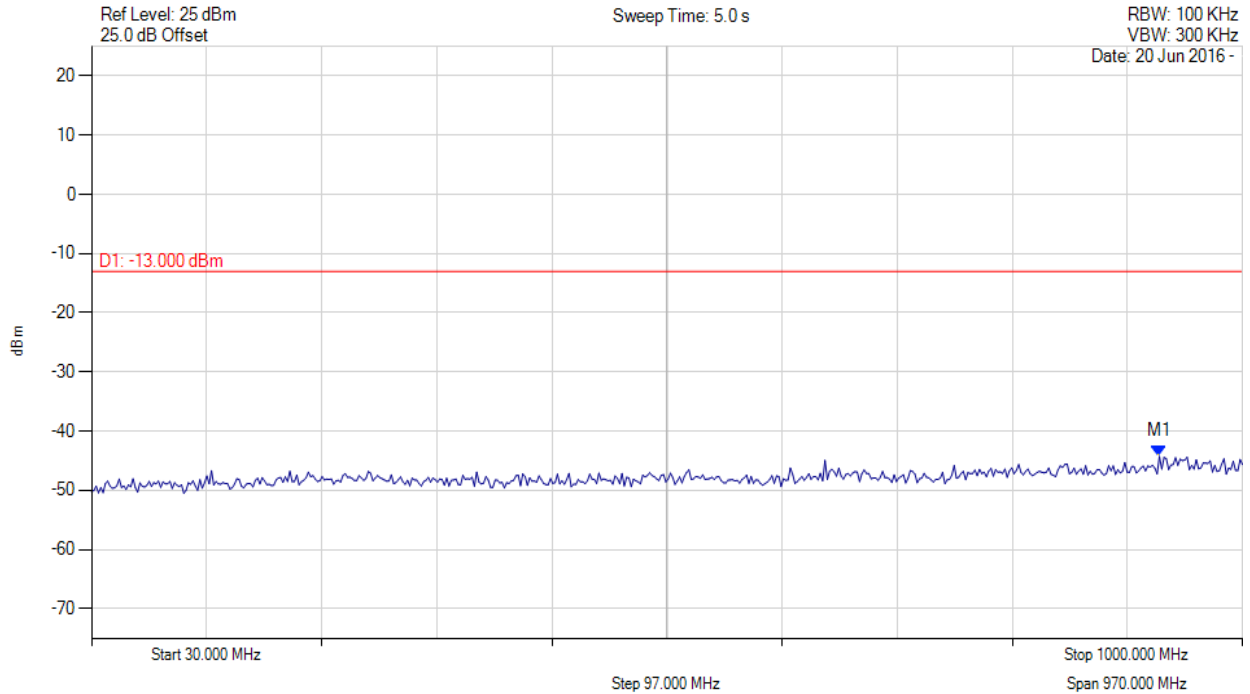


Title: Ubiquiti Networks AF-11FX
To: FCC 47 CFR Part 101, Part 15B
Serial #: UBIQ01-U2 Rev B
Issue Date: 27th September 2016
Page: 273 of 379



Unwanted Emissions 30-1000MHz

Variant: 50MHz QPSK, Channel: 11.22 GHz, Chain a, Temp: ambient, Voltage: 50 Vdc

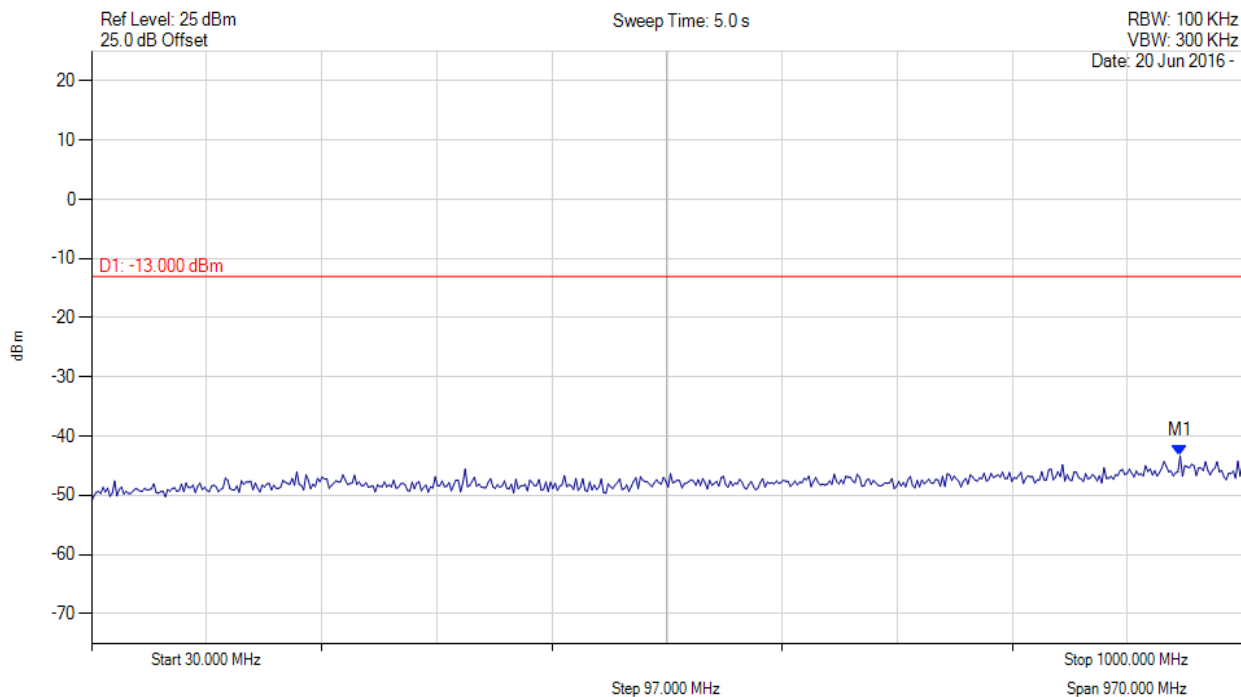


| Analyzer Setup | Marker:Frequency:Amplitude | Test Results |
|---|--------------------------------|------------------------------|
| Detector = MAX PEAK Sweep Count = 0 RF Atten (dB) = 20 Trace Mode = VIEW | M1 : 930.020 MHz : -44.239 dBm | Channel Frequency: 11.22 GHz |

This test report may be reproduced in full only. The document may only be updated by MiCOM Labs personnel. Any changes will be noted in the Document History section of the report.

Unwanted Emissions 30-1000MHz

Variant: 50MHz QPSK, Channel: 11.22 GHz, Chain b, Temp: ambient, Voltage: 50 Vdc

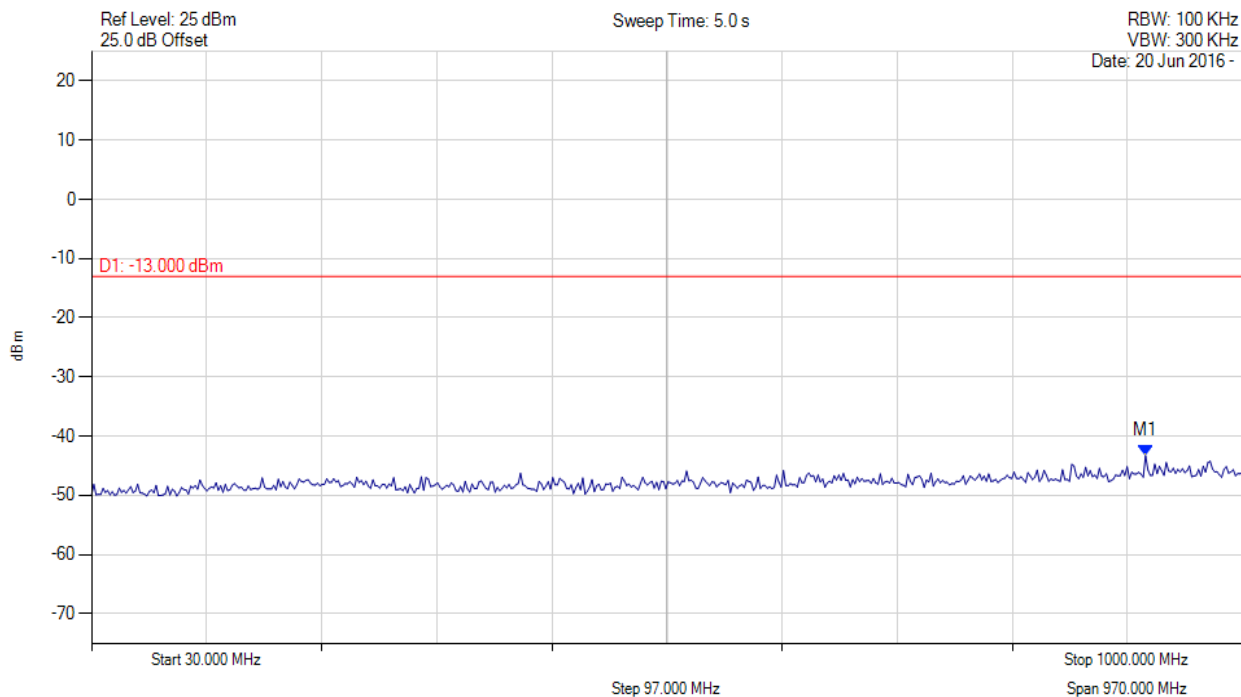


| Analyzer Setup | Marker:Frequency:Amplitude | Test Results |
|---|--------------------------------|------------------------------|
| Detector = MAX PEAK Sweep Count = 0 RF Atten (dB) = 20 Trace Mode = VIEW | M1 : 947.515 MHz : -43.336 dBm | Channel Frequency: 11.22 GHz |

This test report may be reproduced in full only. The document may only be updated by MiCOM Labs personnel. Any changes will be noted in the Document History section of the report.

Unwanted Emissions 30-1000MHz

Variant: 50MHz QPSK, Channel: 11.65 GHz, Chain a, Temp: ambient, Voltage: 50 Vdc

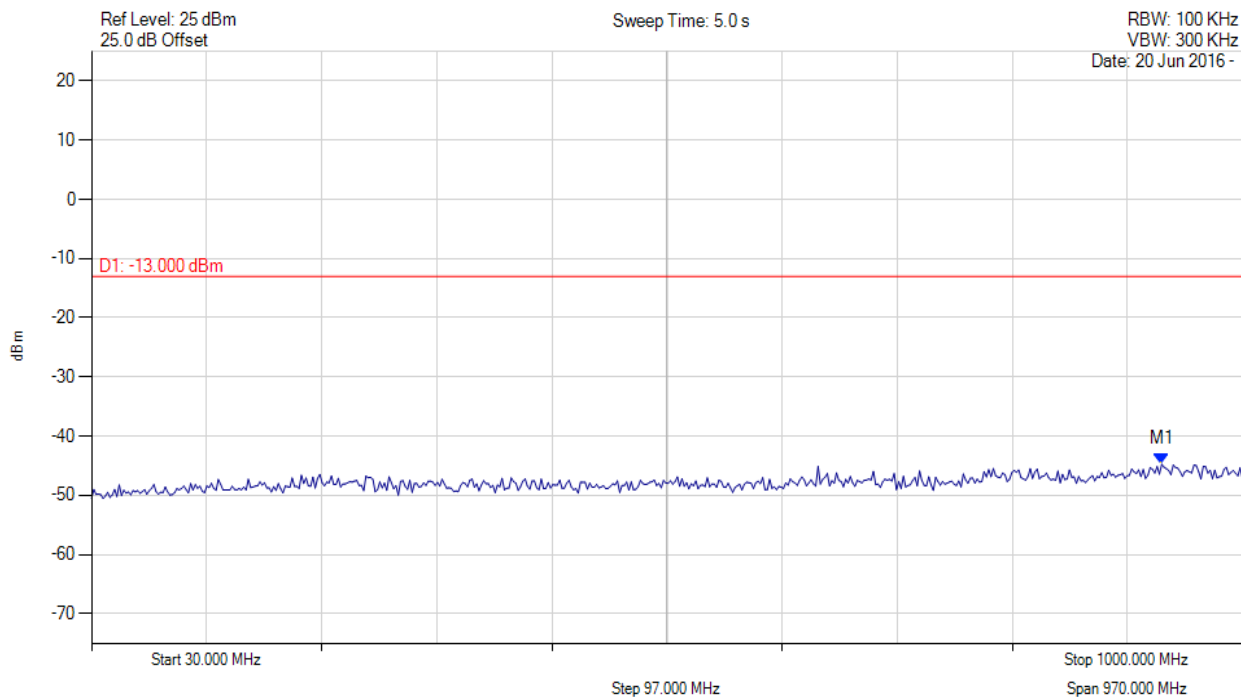


| Analyzer Setup | Marker:Frequency:Amplitude | Test Results |
|---|--------------------------------|------------------------------|
| Detector = MAX PEAK Sweep Count = 0 RF Atten (dB) = 20 Trace Mode = VIEW | M1 : 918.357 MHz : -43.259 dBm | Channel Frequency: 11.65 GHz |

This test report may be reproduced in full only. The document may only be updated by MiCOM Labs personnel. Any changes will be noted in the Document History section of the report.

Unwanted Emissions 30-1000MHz

Variant: 50MHz QPSK, Channel: 11.65 GHz, Chain b, Temp: ambient, Voltage: 50 Vdc

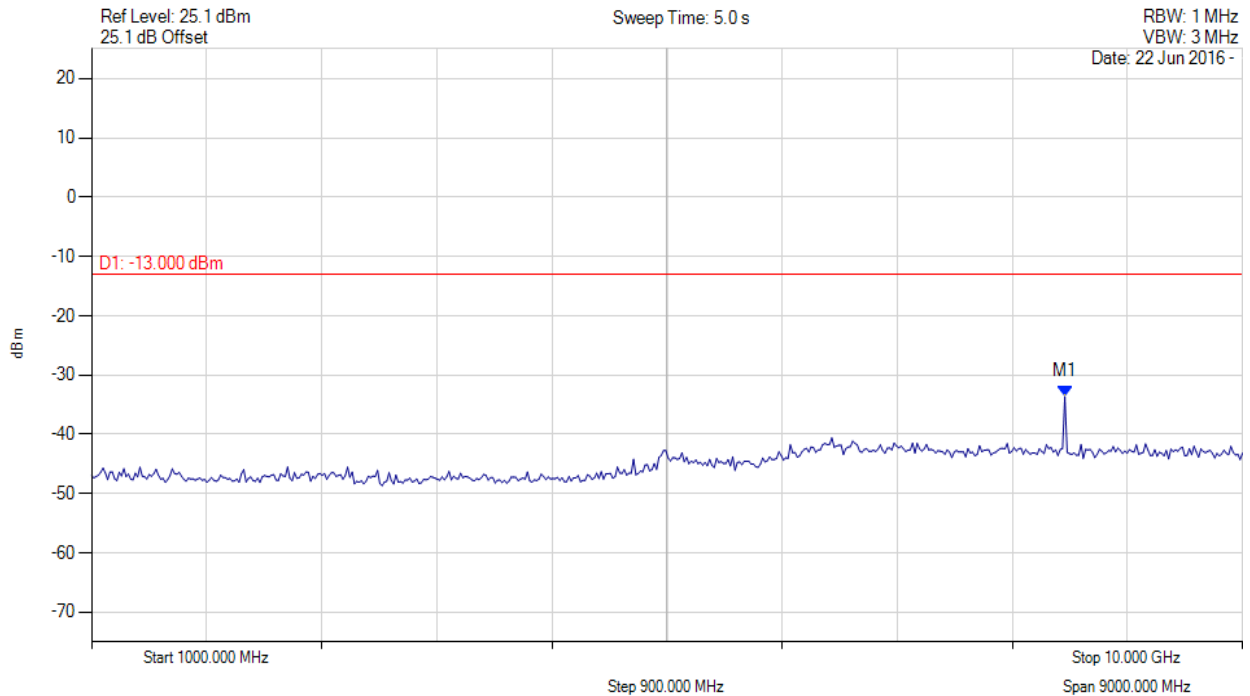


| Analyzer Setup | Marker:Frequency:Amplitude | Test Results |
|---|--------------------------------|------------------------------|
| Detector = MAX PEAK Sweep Count = 0 RF Atten (dB) = 20 Trace Mode = VIEW | M1 : 931.964 MHz : -44.717 dBm | Channel Frequency: 11.65 GHz |

This test report may be reproduced in full only. The document may only be updated by MiCOM Labs personnel. Any changes will be noted in the Document History section of the report.

Unwanted Emissions 1000-10000 MHz

Variant: 50MHz QPSK, Channel: 10.76 GHz, Chain a, Temp: ambient, Voltage: 50 Vdc

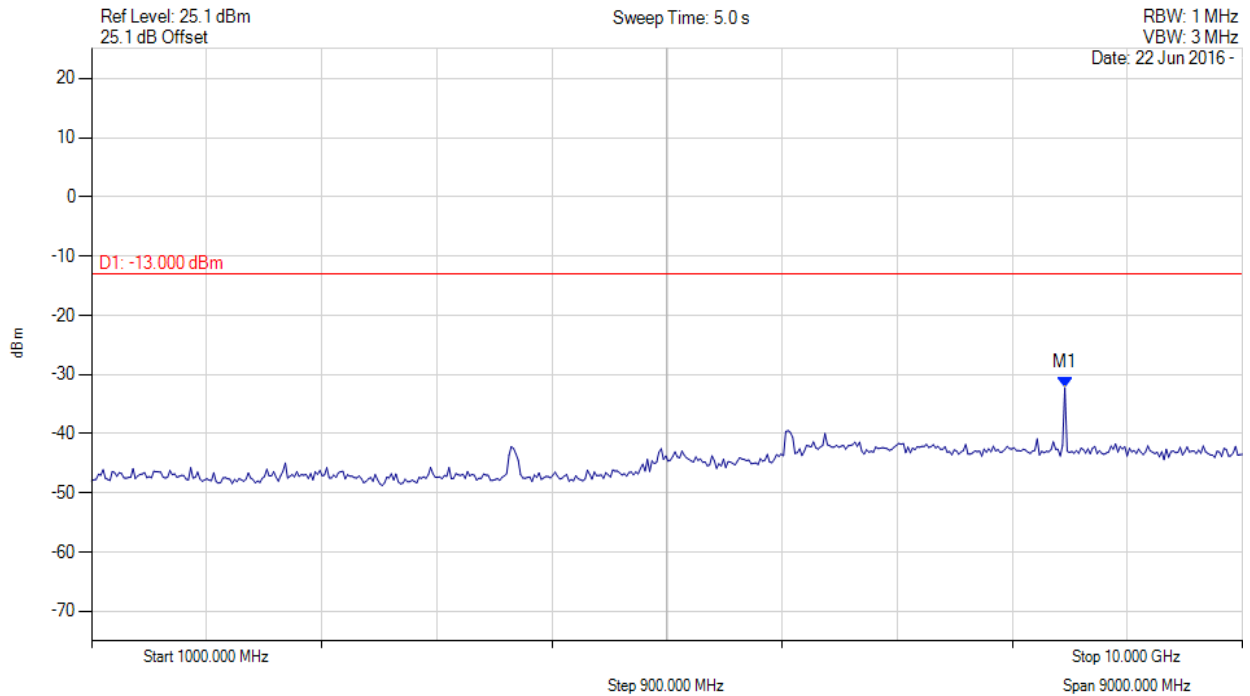


| Analyzer Setup | Marker:Frequency:Amplitude | Test Results |
|---|---------------------------------|------------------------------|
| Detector = MAX PEAK Sweep Count = 0 RF Atten (dB) = 10 Trace Mode = VIEW | M1 : 8611.222 MHz : -33.631 dBm | Channel Frequency: 10.76 GHz |

This test report may be reproduced in full only. The document may only be updated by MiCOM Labs personnel. Any changes will be noted in the Document History section of the report.

Unwanted Emissions 1000-10000 MHz

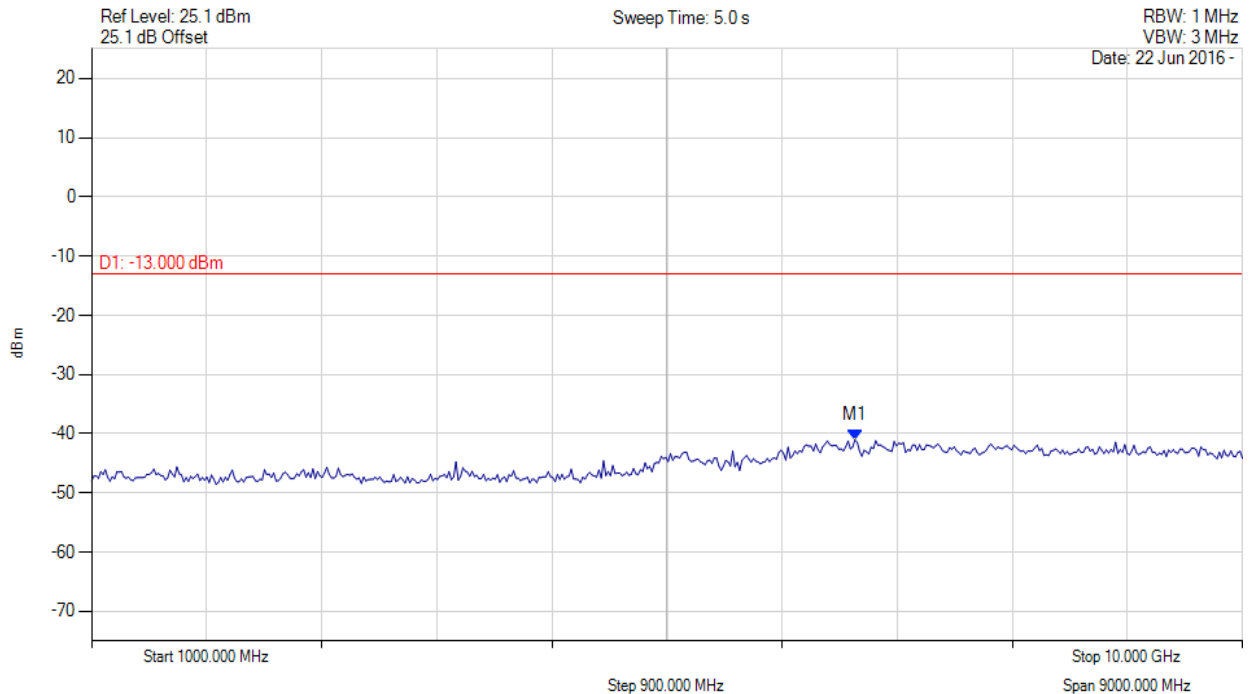
Variant: 50MHz QPSK, Channel: 10.76 GHz, Chain b, Temp: ambient, Voltage: 50 Vdc



| Analyzer Setup | Marker:Frequency:Amplitude | Test Results |
|---|---------------------------------|------------------------------|
| Detector = MAX PEAK Sweep Count = 0 RF Atten (dB) = 10 Trace Mode = VIEW | M1 : 8611.222 MHz : -32.223 dBm | Channel Frequency: 10.76 GHz |

Unwanted Emissions 1000-10000 MHz

Variant: 50MHz QPSK, Channel: 11.22 GHz, Chain a, Temp: ambient, Voltage: 50 Vdc



| Analyzer Setup | Marker:Frequency:Amplitude | Test Results |
|---|---------------------------------|------------------------------|
| Detector = MAX PEAK Sweep Count = 0 RF Atten (dB) = 10 Trace Mode = VIEW | M1 : 6969.940 MHz : -41.011 dBm | Channel Frequency: 11.22 GHz |

This test report may be reproduced in full only. The document may only be updated by MiCOM Labs personnel. Any changes will be noted in the Document History section of the report.

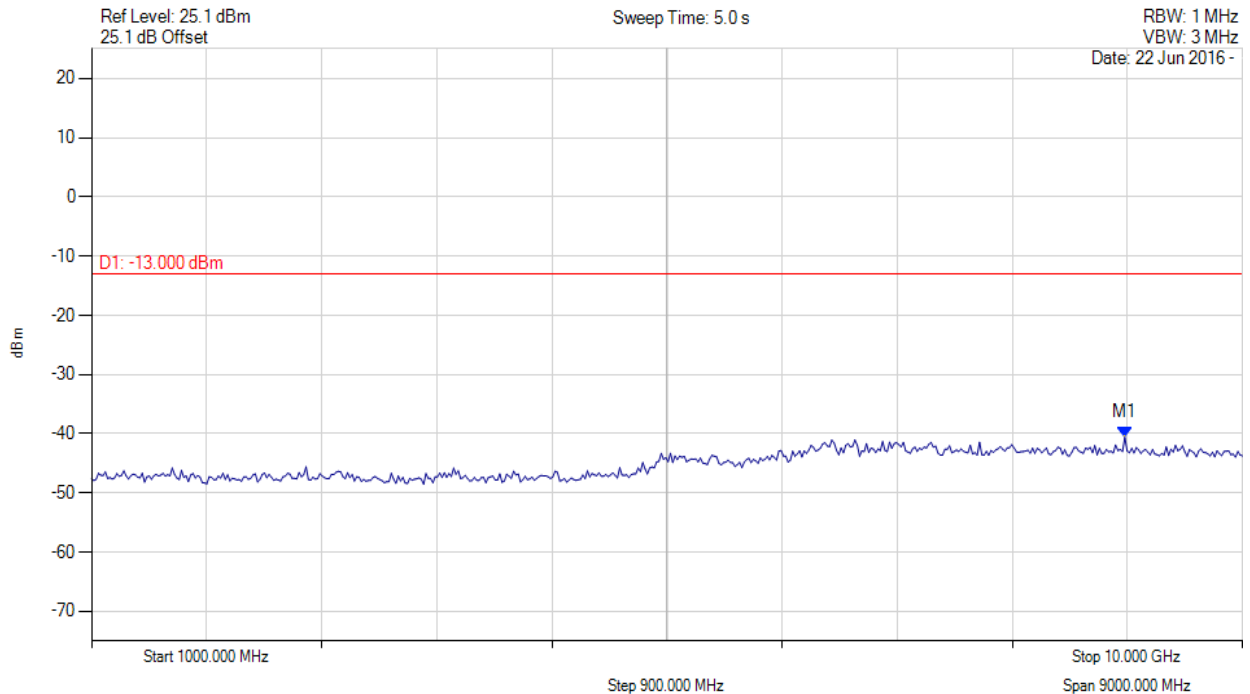


Title: Ubiquiti Networks AF-11FX
To: FCC 47 CFR Part 101, Part 15B
Serial #: UBIQ01-U2 Rev B
Issue Date: 27th September 2016
Page: 280 of 379



Unwanted Emissions 1000-10000 MHz

Variant: 50MHz QPSK, Channel: 11.22 GHz, Chain b, Temp: ambient, Voltage: 50 Vdc



| Analyzer Setup | Marker:Frequency:Amplitude | Test Results |
|---|---------------------------------|------------------------------|
| Detector = MAX PEAK Sweep Count = 0 RF Atten (dB) = 10 Trace Mode = VIEW | M1 : 9080.160 MHz : -40.568 dBm | Channel Frequency: 11.22 GHz |

This test report may be reproduced in full only. The document may only be updated by MiCOM Labs personnel. Any changes will be noted in the Document History section of the report.

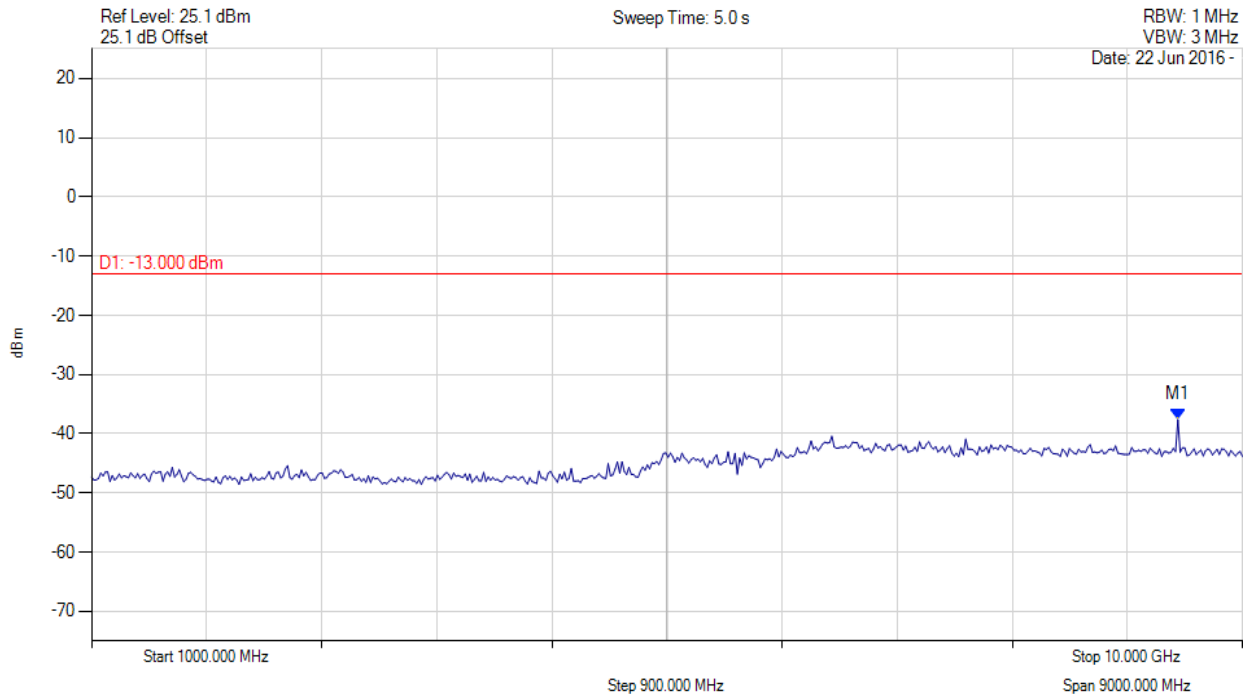


Title: Ubiquiti Networks AF-11FX
To: FCC 47 CFR Part 101, Part 15B
Serial #: UBIQ01-U2 Rev B
Issue Date: 27th September 2016
Page: 281 of 379



Unwanted Emissions 1000-10000 MHz

Variant: 50MHz QPSK, Channel: 11.65 GHz, Chain a, Temp: ambient, Voltage: 50 Vdc



| Analyzer Setup | Marker:Frequency:Amplitude | Test Results |
|---|---------------------------------|------------------------------|
| Detector = MAX PEAK Sweep Count = 0 RF Atten (dB) = 10 Trace Mode = VIEW | M1 : 9494.990 MHz : -37.598 dBm | Channel Frequency: 11.65 GHz |

This test report may be reproduced in full only. The document may only be updated by MiCOM Labs personnel. Any changes will be noted in the Document History section of the report.

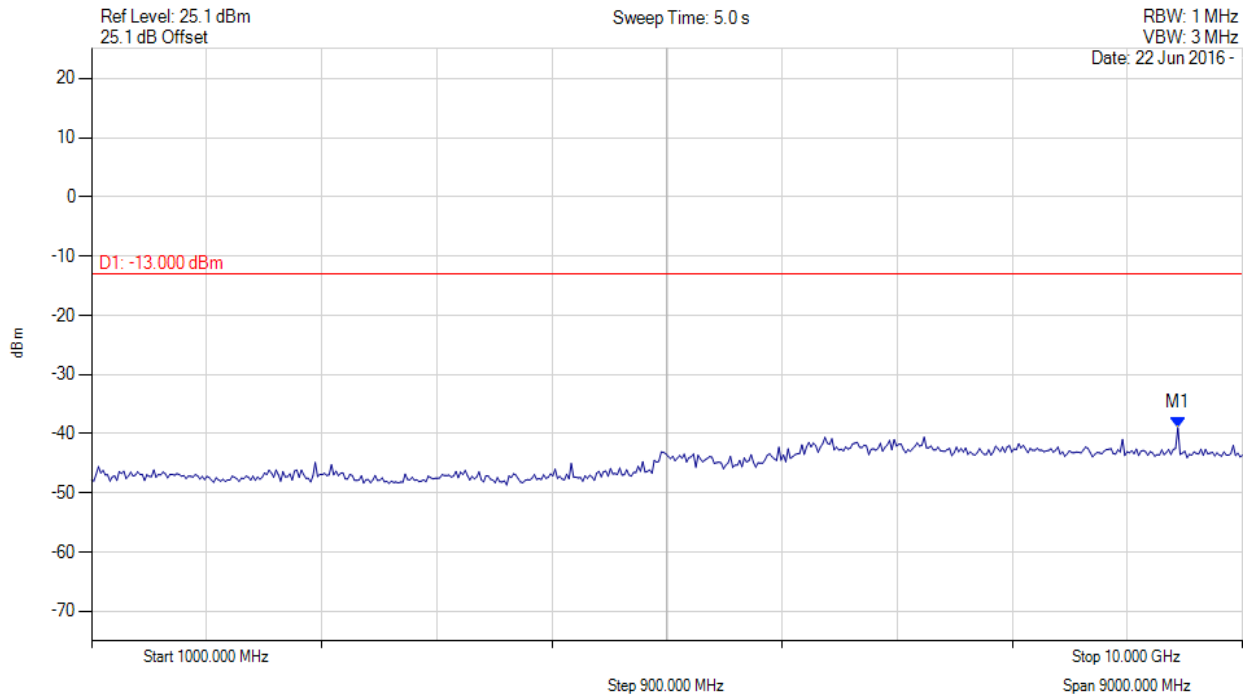


Title: Ubiquiti Networks AF-11FX
To: FCC 47 CFR Part 101, Part 15B
Serial #: UBIQ01-U2 Rev B
Issue Date: 27th September 2016
Page: 282 of 379



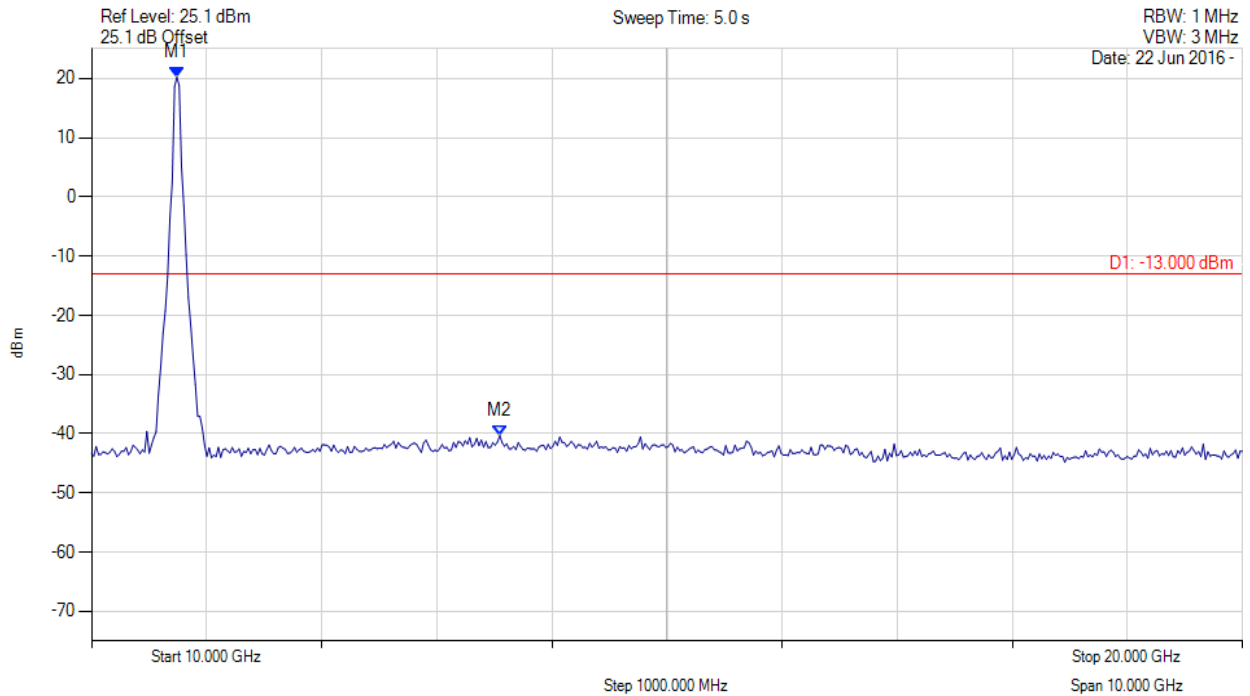
Unwanted Emissions 1000-10000 MHz

Variant: 50MHz QPSK, Channel: 11.65 GHz, Chain b, Temp: ambient, Voltage: 50 Vdc

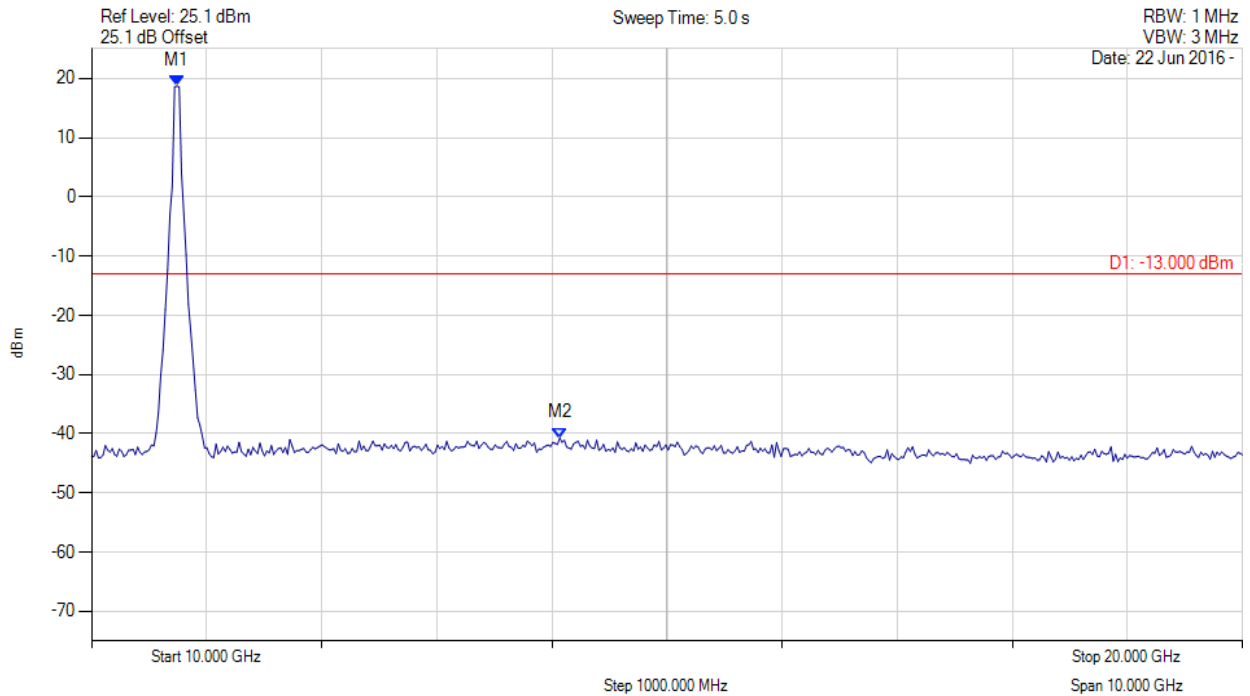


| Analyzer Setup | Marker:Frequency:Amplitude | Test Results |
|---|---------------------------------|------------------------------|
| Detector = MAX PEAK Sweep Count = 0 RF Atten (dB) = 10 Trace Mode = VIEW | M1 : 9494.990 MHz : -38.975 dBm | Channel Frequency: 11.65 GHz |

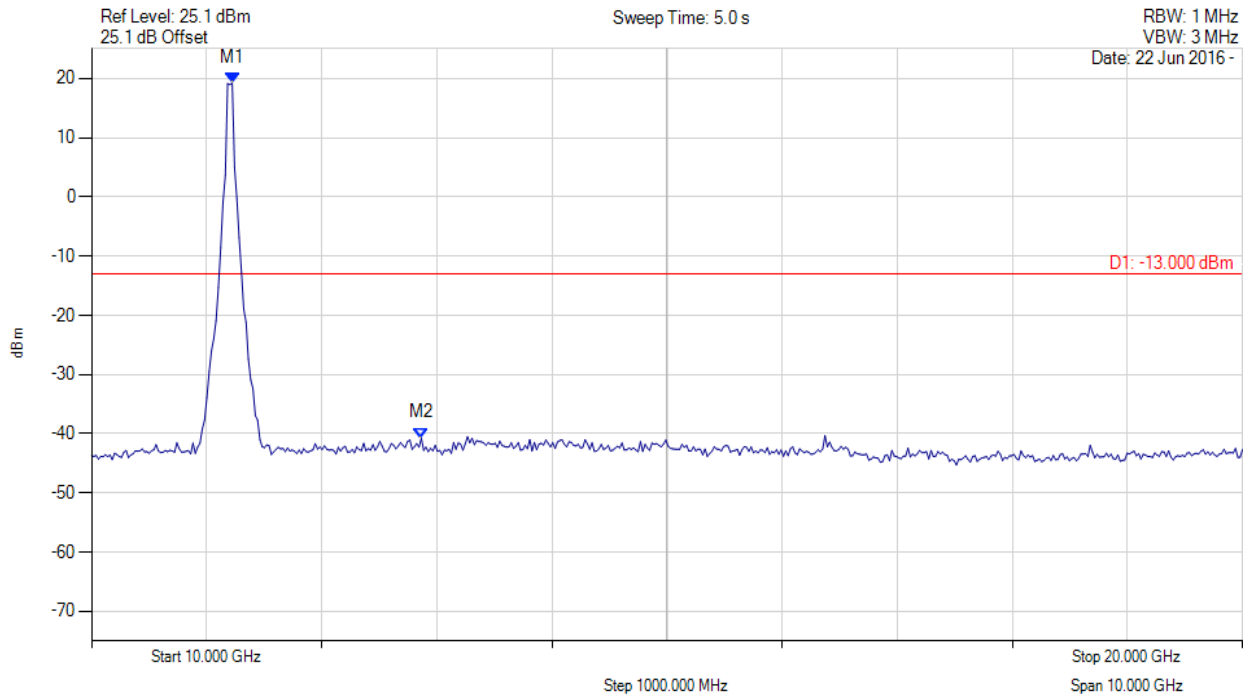
This test report may be reproduced in full only. The document may only be updated by MiCOM Labs personnel. Any changes will be noted in the Document History section of the report.



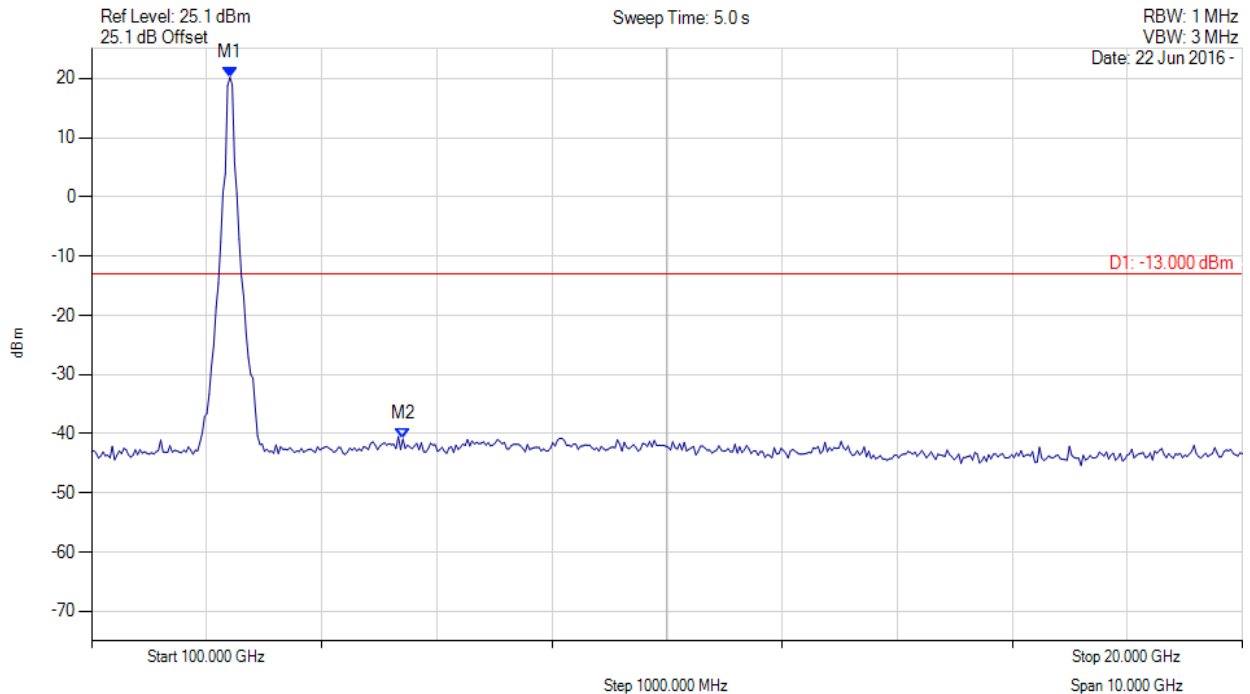
| Analyzer Setup | Marker:Frequency:Amplitude | Test Results |
|---|---|------------------------------|
| Detector = MAX PEAK Sweep Count = 0 RF Atten (dB) = 10 Trace Mode = VIEW | M1 : 10.741 GHz : 20.211 dBm M2 : 13.547 GHz : -40.295 dBm | Channel Frequency: 10.76 GHz |



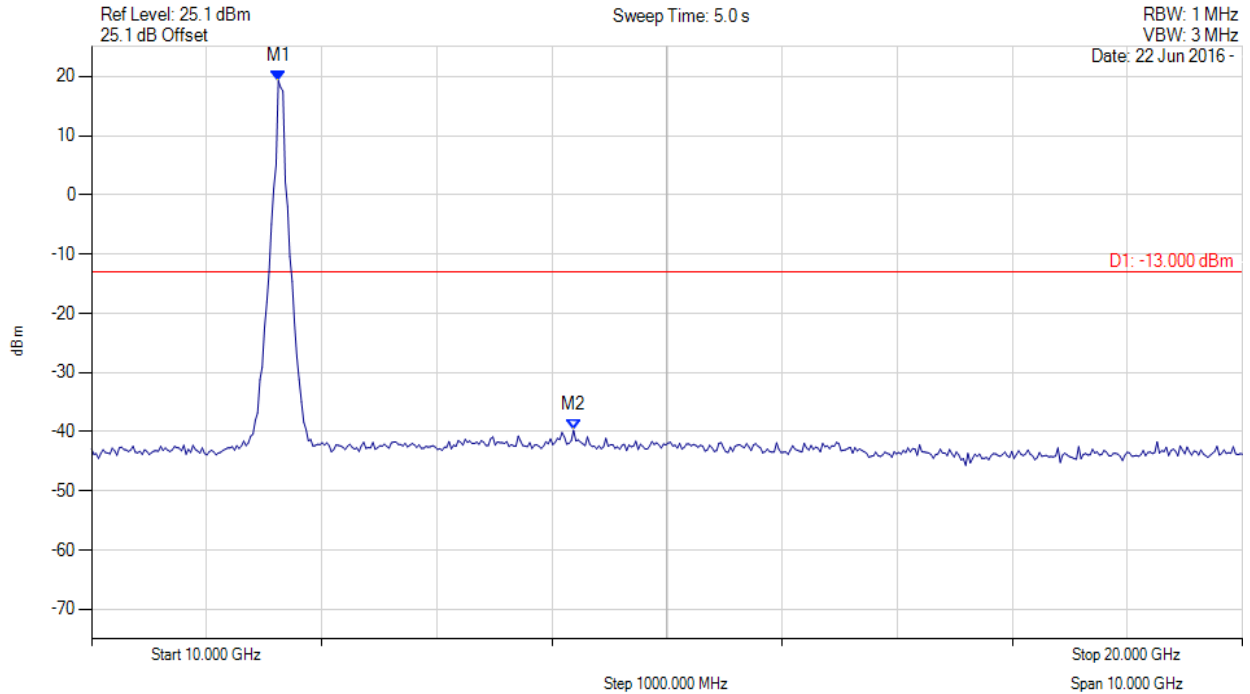
| Analyzer Setup | Marker:Frequency:Amplitude | Test Results |
|---|---|------------------------------|
| Detector = MAX PEAK Sweep Count = 0 RF Atten (dB) = 10 Trace Mode = VIEW | M1 : 10.741 GHz : 18.724 dBm M2 : 14.068 GHz : -40.704 dBm | Channel Frequency: 10.76 GHz |



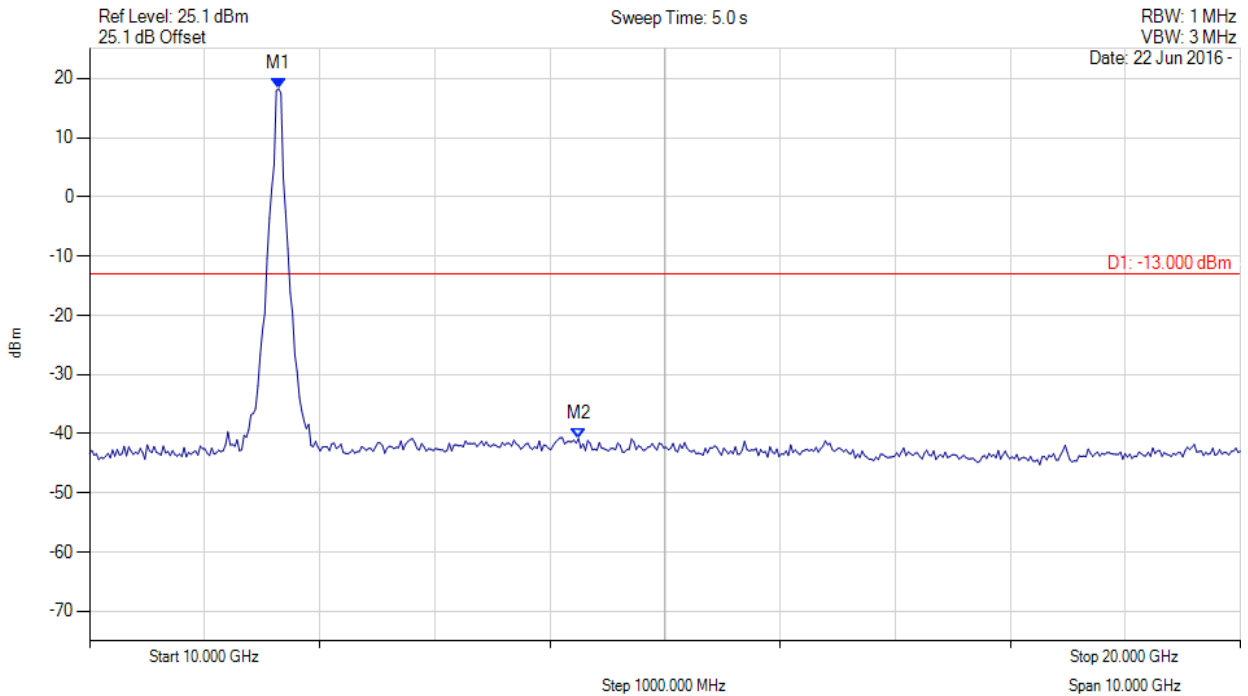
| Analyzer Setup | Marker:Frequency:Amplitude | Test Results |
|---|---|------------------------------|
| Detector = MAX PEAK Sweep Count = 0 RF Atten (dB) = 10 Trace Mode = VIEW | M1 : 11.222 GHz : 19.229 dBm M2 : 12.866 GHz : -40.726 dBm | Channel Frequency: 11.22 GHz |



| Analyzer Setup | Marker:Frequency:Amplitude | Test Results |
|---|---|------------------------------|
| Detector = MAX PEAK Sweep Count = 0 RF Atten (dB) = 10 Trace Mode = VIEW | M1 : 11.202 GHz : 20.184 dBm M2 : 12.705 GHz : -40.879 dBm | Channel Frequency: 11.22 GHz |



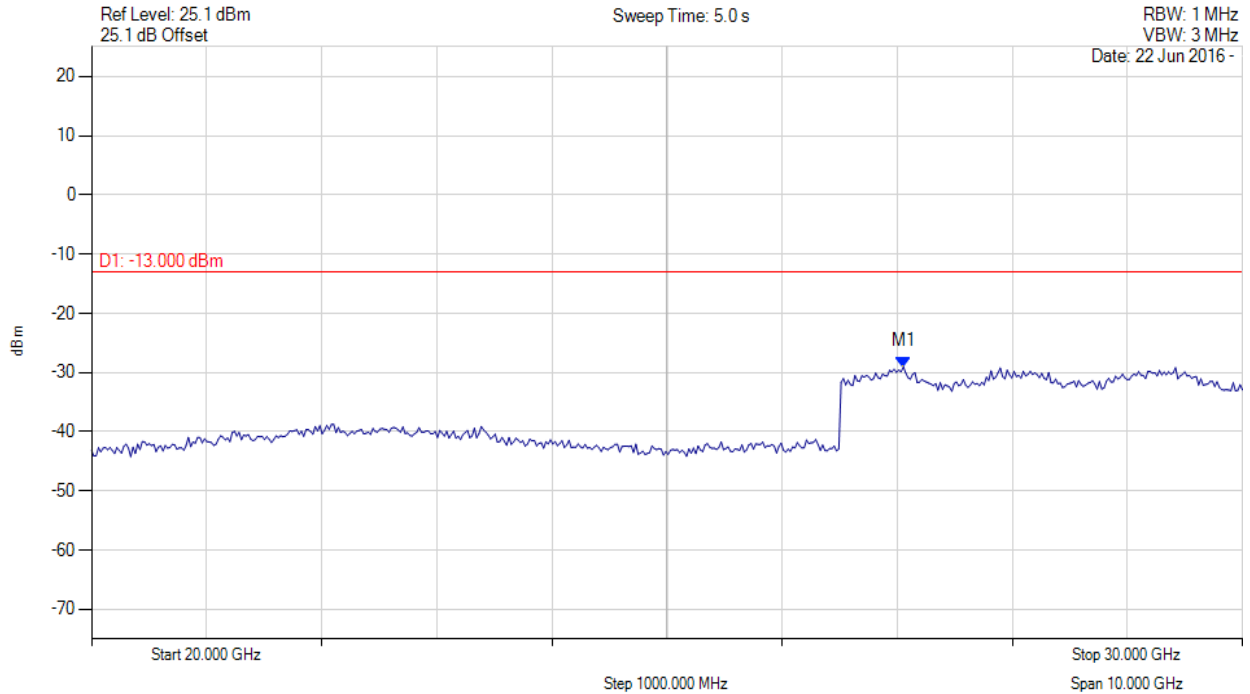
| Analyzer Setup | Marker:Frequency:Amplitude | Test Results |
|---|---|------------------------------|
| Detector = MAX PEAK Sweep Count = 0 RF Atten (dB) = 10 Trace Mode = VIEW | M1 : 11.623 GHz : 19.296 dBm M2 : 14.188 GHz : -39.724 dBm | Channel Frequency: 11.65 GHz |



| Analyzer Setup | Marker:Frequency:Amplitude | Test Results |
|---|---|------------------------------|
| Detector = MAX PEAK Sweep Count = 0 RF Atten (dB) = 10 Trace Mode = VIEW | M1 : 11.643 GHz : 18.269 dBm M2 : 14.248 GHz : -40.812 dBm | Channel Frequency: 11.65 GHz |

Unwanted Emissions 20000-30000 MHz

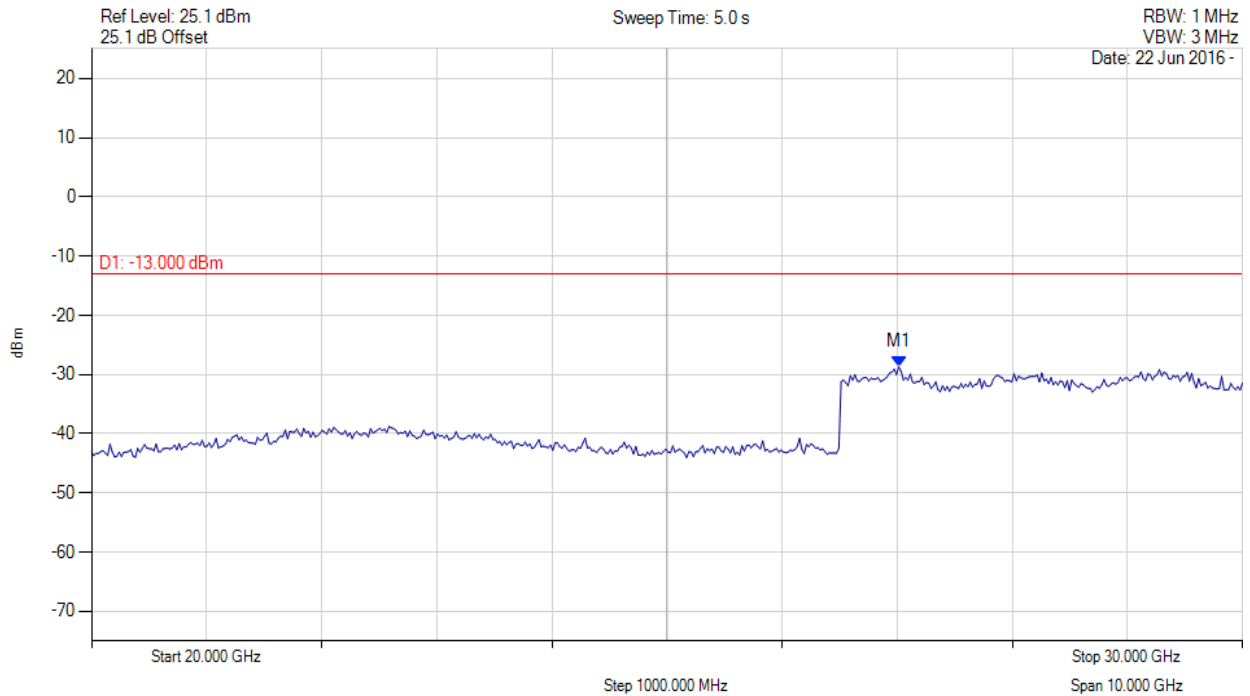
Variant: 50MHz QPSK, Channel: 10.76 GHz, Chain a, Temp: ambient, Voltage: 50 Vdc



| Analyzer Setup | Marker:Frequency:Amplitude | Test Results |
|---|-------------------------------|------------------------------|
| Detector = MAX PEAK Sweep Count = 0 RF Atten (dB) = 10 Trace Mode = VIEW | M1 : 27.054 GHz : -29.036 dBm | Channel Frequency: 10.76 GHz |

Unwanted Emissions 20000-30000 MHz

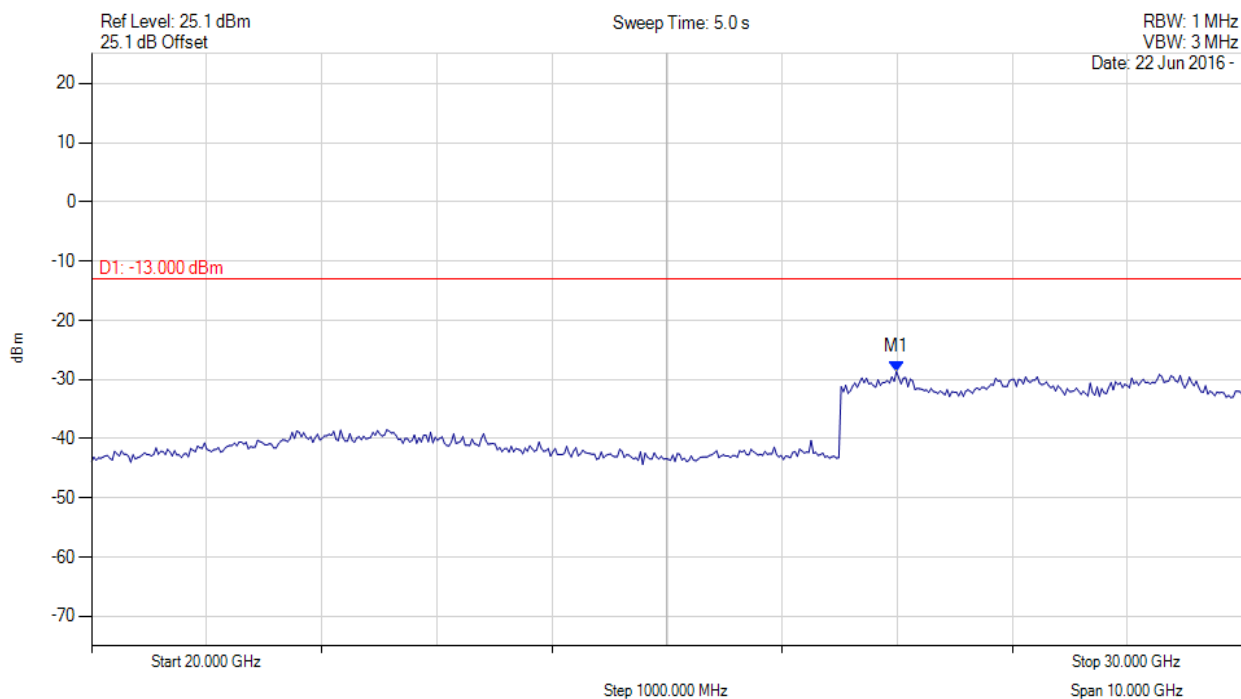
Variant: 50MHz QPSK, Channel: 10.76 GHz, Chain b, Temp: ambient, Voltage: 50 Vdc



| Analyzer Setup | Marker:Frequency:Amplitude | Test Results |
|---|-------------------------------|------------------------------|
| Detector = MAX PEAK Sweep Count = 0 RF Atten (dB) = 10 Trace Mode = VIEW | M1 : 27.014 GHz : -28.701 dBm | Channel Frequency: 10.76 GHz |

Unwanted Emissions 20000-30000 MHz

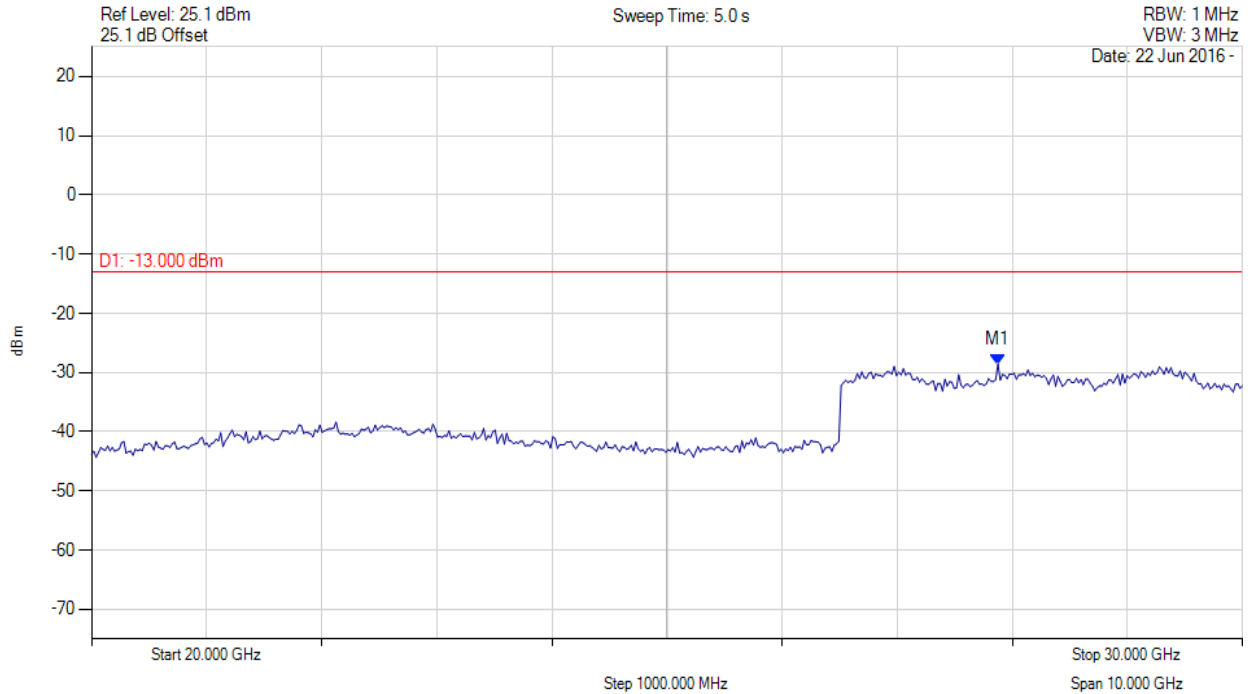
Variant: 50MHz QPSK, Channel: 11.22 GHz, Chain a, Temp: ambient, Voltage: 50 Vdc



| Analyzer Setup | Marker:Frequency:Amplitude | Test Results |
|---|-------------------------------|------------------------------|
| Detector = MAX PEAK Sweep Count = 0 RF Atten (dB) = 10 Trace Mode = VIEW | M1 : 26.994 GHz : -28.644 dBm | Channel Frequency: 11.22 GHz |

Unwanted Emissions 20000-30000 MHz

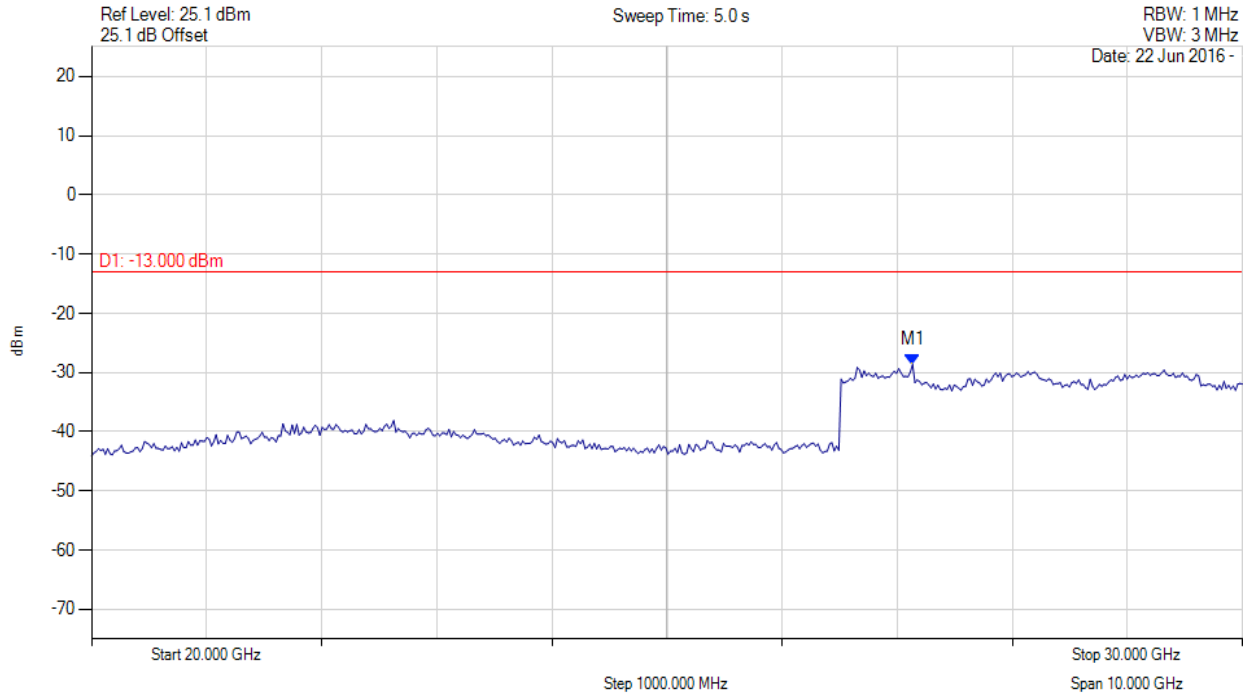
Variant: 50MHz QPSK, Channel: 11.22 GHz, Chain b, Temp: ambient, Voltage: 50 Vdc



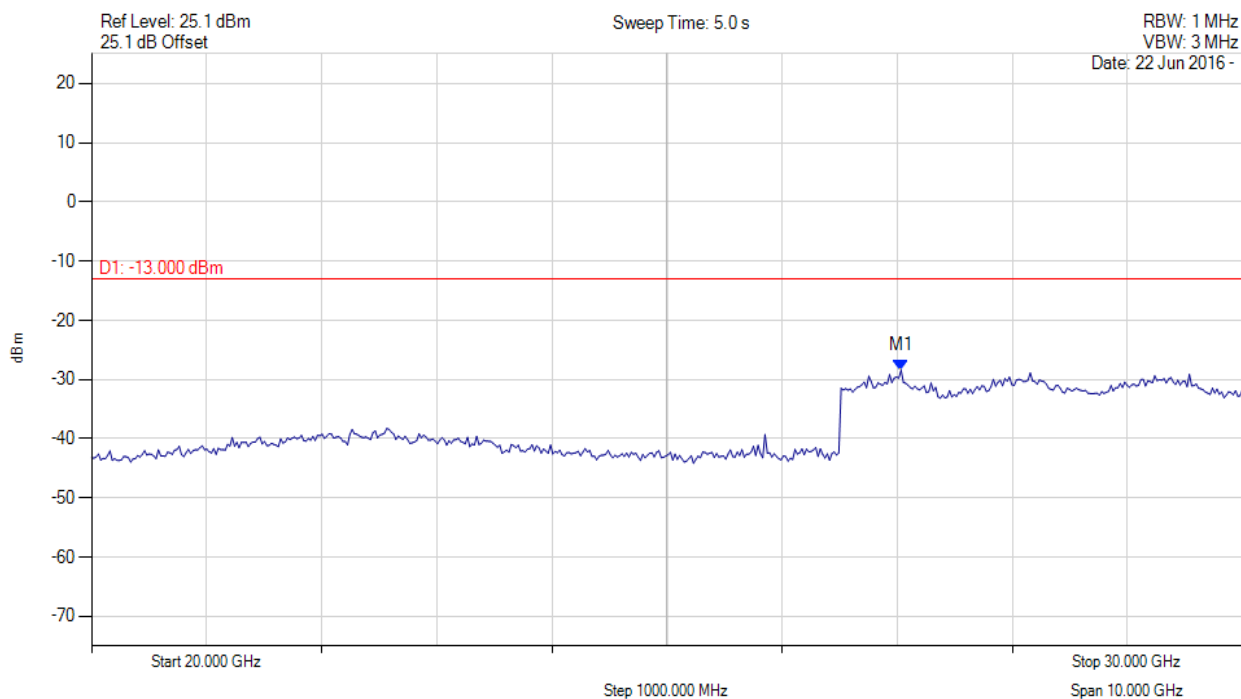
| Analyzer Setup | Marker:Frequency:Amplitude | Test Results |
|---|-------------------------------|------------------------------|
| Detector = MAX PEAK Sweep Count = 0 RF Atten (dB) = 10 Trace Mode = VIEW | M1 : 27.876 GHz : -28.591 dBm | Channel Frequency: 11.22 GHz |

Unwanted Emissions 20000-30000 MHz

Variant: 50MHz QPSK, Channel: 11.65 GHz, Chain a, Temp: ambient, Voltage: 50 Vdc



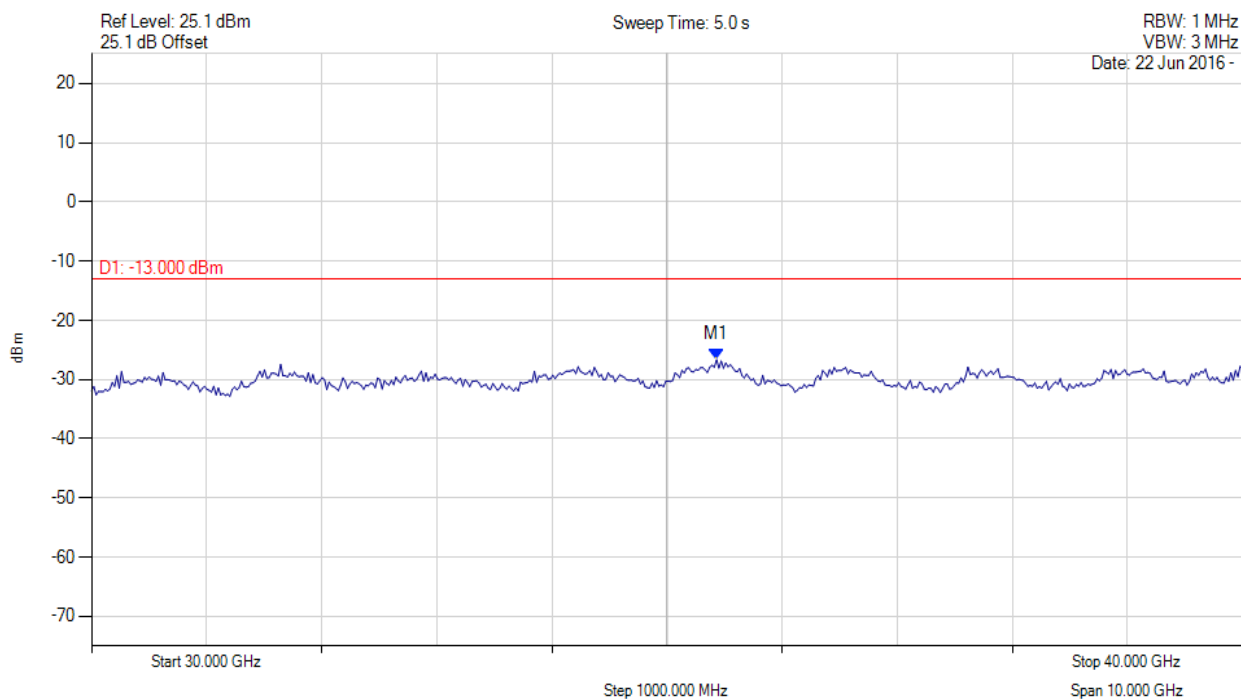
| Analyzer Setup | Marker:Frequency:Amplitude | Test Results |
|---|-------------------------------|------------------------------|
| Detector = MAX PEAK Sweep Count = 0 RF Atten (dB) = 10 Trace Mode = VIEW | M1 : 27.134 GHz : -28.632 dBm | Channel Frequency: 11.65 GHz |



| Analyzer Setup | Marker:Frequency:Amplitude | Test Results |
|---|-------------------------------|------------------------------|
| Detector = MAX PEAK Sweep Count = 0 RF Atten (dB) = 10 Trace Mode = VIEW | M1 : 27.034 GHz : -28.408 dBm | Channel Frequency: 11.65 GHz |

Unwanted Emissions 30000-40000 MHz

Variant: 50MHz QPSK, Channel: 10.76 GHz, Chain a, Temp: ambient, Voltage: 50 Vdc

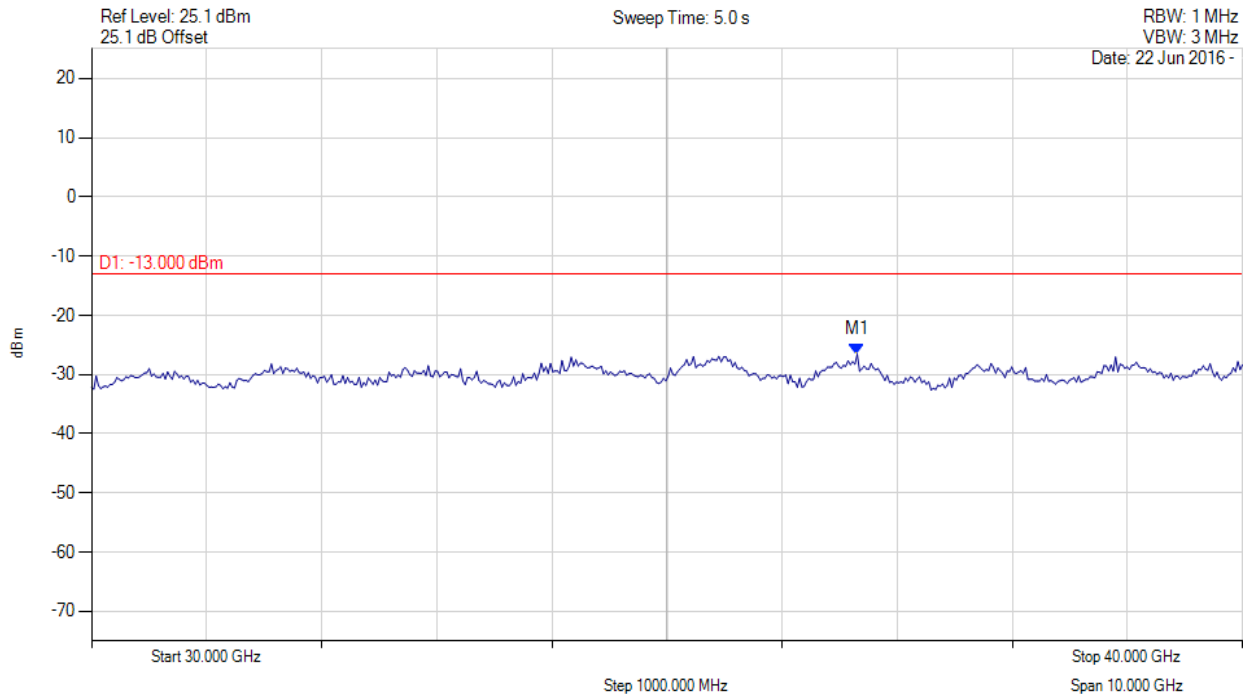


| Analyzer Setup | Marker:Frequency:Amplitude | Test Results |
|---|-------------------------------|------------------------------|
| Detector = MAX PEAK Sweep Count = 0 RF Atten (dB) = 10 Trace Mode = VIEW | M1 : 35.431 GHz : -26.643 dBm | Channel Frequency: 10.76 GHz |

This test report may be reproduced in full only. The document may only be updated by MiCOM Labs personnel. Any changes will be noted in the Document History section of the report.

Unwanted Emissions 30000-40000 MHz

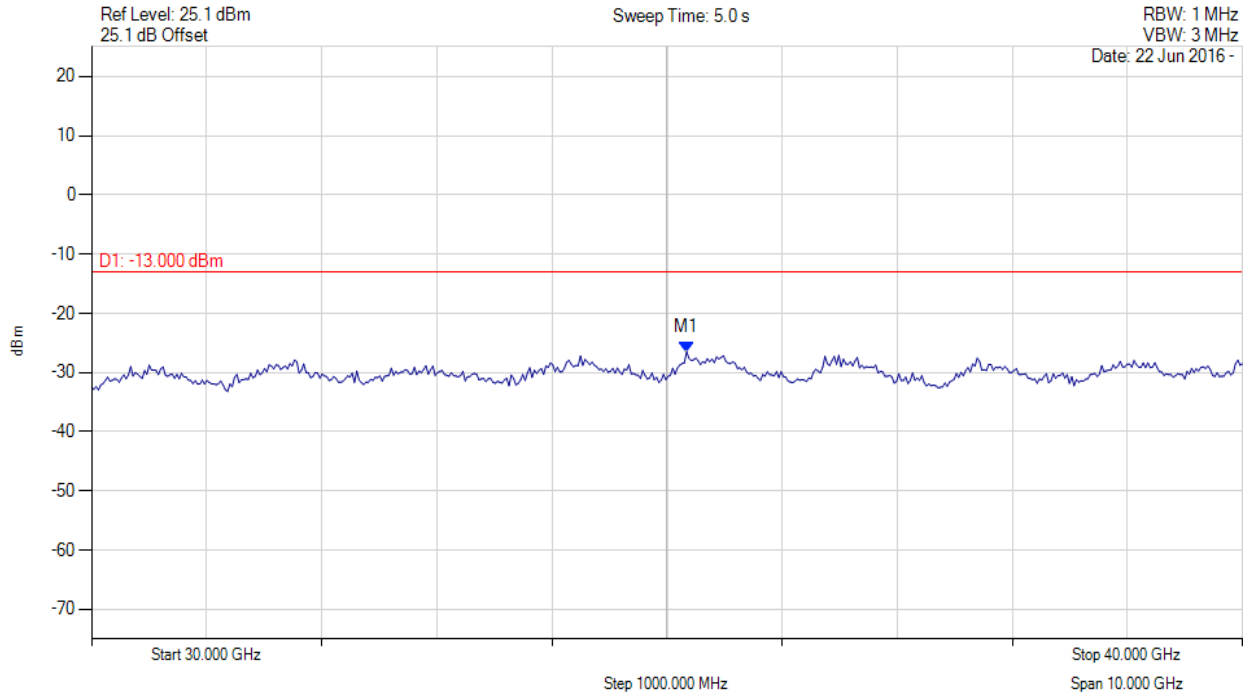
Variant: 50MHz QPSK, Channel: 10.76 GHz, Chain b, Temp: ambient, Voltage: 50 Vdc



| Analyzer Setup | Marker:Frequency:Amplitude | Test Results |
|---|-------------------------------|------------------------------|
| Detector = MAX PEAK Sweep Count = 0 RF Atten (dB) = 10 Trace Mode = VIEW | M1 : 36.653 GHz : -26.555 dBm | Channel Frequency: 10.76 GHz |

Unwanted Emissions 30000-40000 MHz

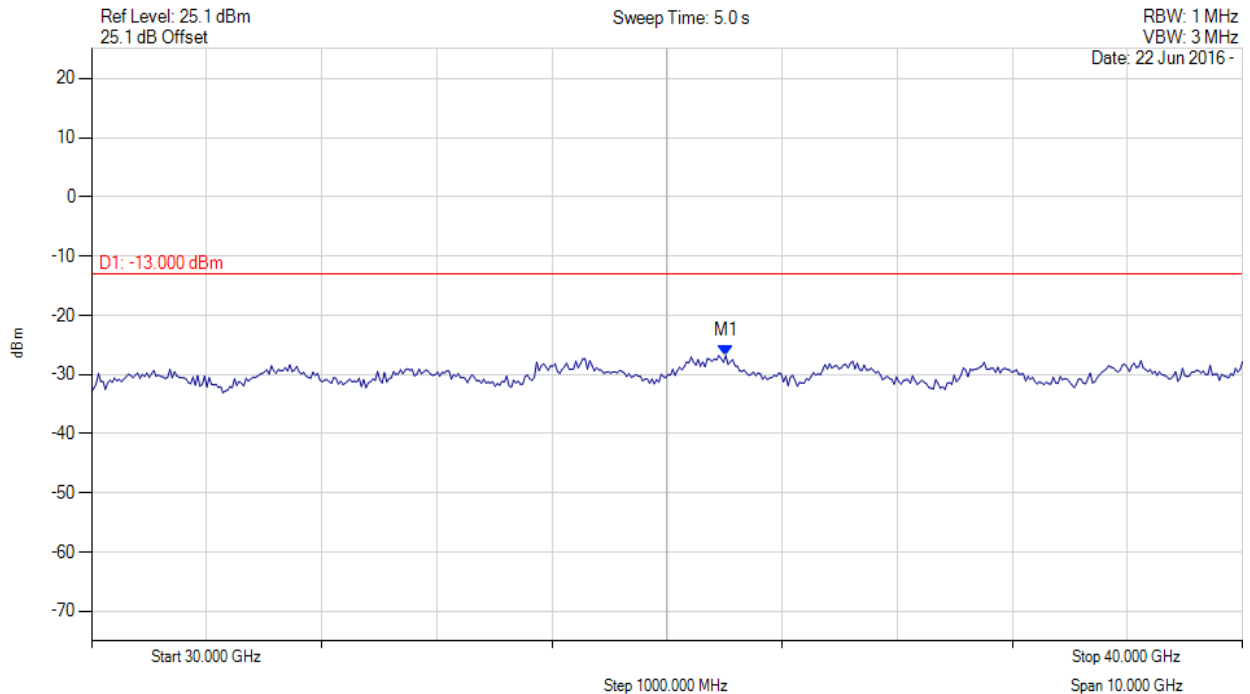
Variant: 50MHz QPSK, Channel: 11.22 GHz, Chain a, Temp: ambient, Voltage: 50 Vdc



| Analyzer Setup | Marker:Frequency:Amplitude | Test Results |
|---|-------------------------------|------------------------------|
| Detector = MAX PEAK Sweep Count = 0 RF Atten (dB) = 10 Trace Mode = VIEW | M1 : 35.170 GHz : -26.476 dBm | Channel Frequency: 11.22 GHz |

Unwanted Emissions 30000-40000 MHz

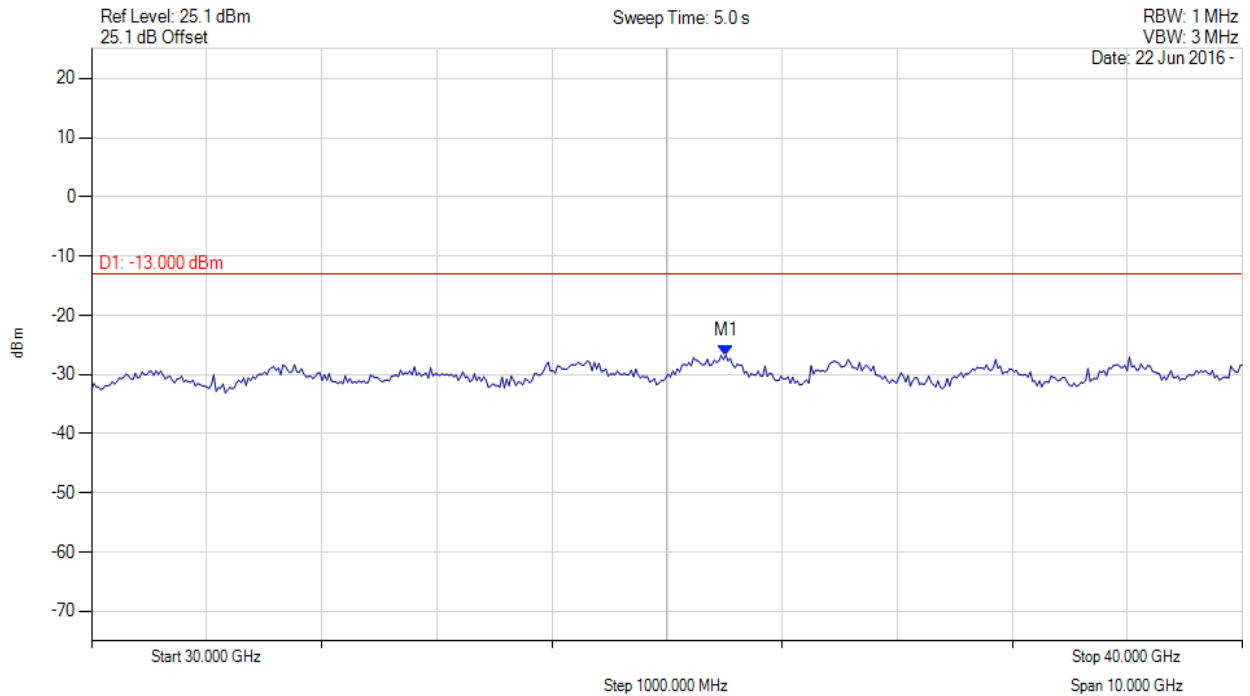
Variant: 50MHz QPSK, Channel: 11.22 GHz, Chain b, Temp: ambient, Voltage: 50 Vdc



| Analyzer Setup | Marker:Frequency:Amplitude | Test Results |
|---|-------------------------------|------------------------------|
| Detector = MAX PEAK Sweep Count = 0 RF Atten (dB) = 10 Trace Mode = VIEW | M1 : 35.511 GHz : -26.793 dBm | Channel Frequency: 11.22 GHz |

Unwanted Emissions 30000-40000 MHz

Variant: 50MHz QPSK, Channel: 11.65 GHz, Chain a, Temp: ambient, Voltage: 50 Vdc

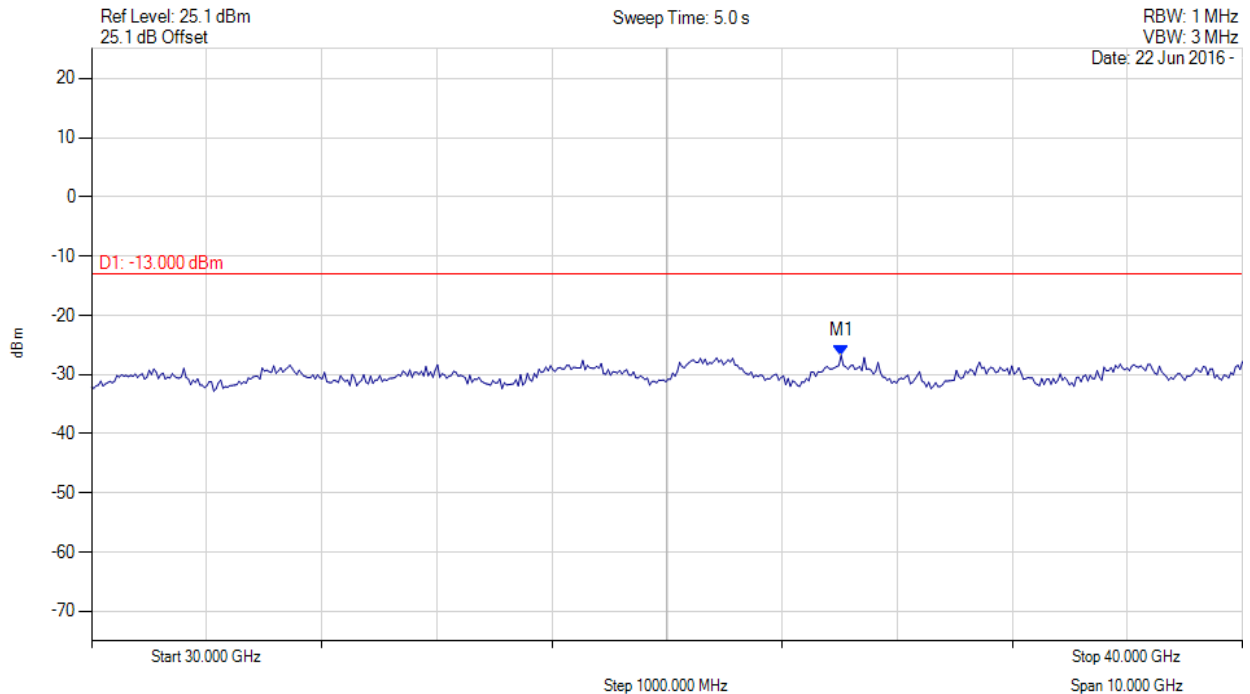


| Analyzer Setup | Marker:Frequency:Amplitude | Test Results |
|---|-------------------------------|------------------------------|
| Detector = MAX PEAK Sweep Count = 0 RF Atten (dB) = 10 Trace Mode = VIEW | M1 : 35.511 GHz : -26.734 dBm | Channel Frequency: 11.65 GHz |

This test report may be reproduced in full only. The document may only be updated by MiCOM Labs personnel. Any changes will be noted in the Document History section of the report.

Unwanted Emissions 30000-40000 MHz

Variant: 50MHz QPSK, Channel: 11.65 GHz, Chain b, Temp: ambient, Voltage: 50 Vdc



| Analyzer Setup | Marker:Frequency:Amplitude | Test Results |
|---|-------------------------------|------------------------------|
| Detector = MAX PEAK Sweep Count = 0 RF Atten (dB) = 10 Trace Mode = VIEW | M1 : 36.513 GHz : -26.761 dBm | Channel Frequency: 11.65 GHz |

This test report may be reproduced in full only. The document may only be updated by MiCOM Labs personnel. Any changes will be noted in the Document History section of the report.

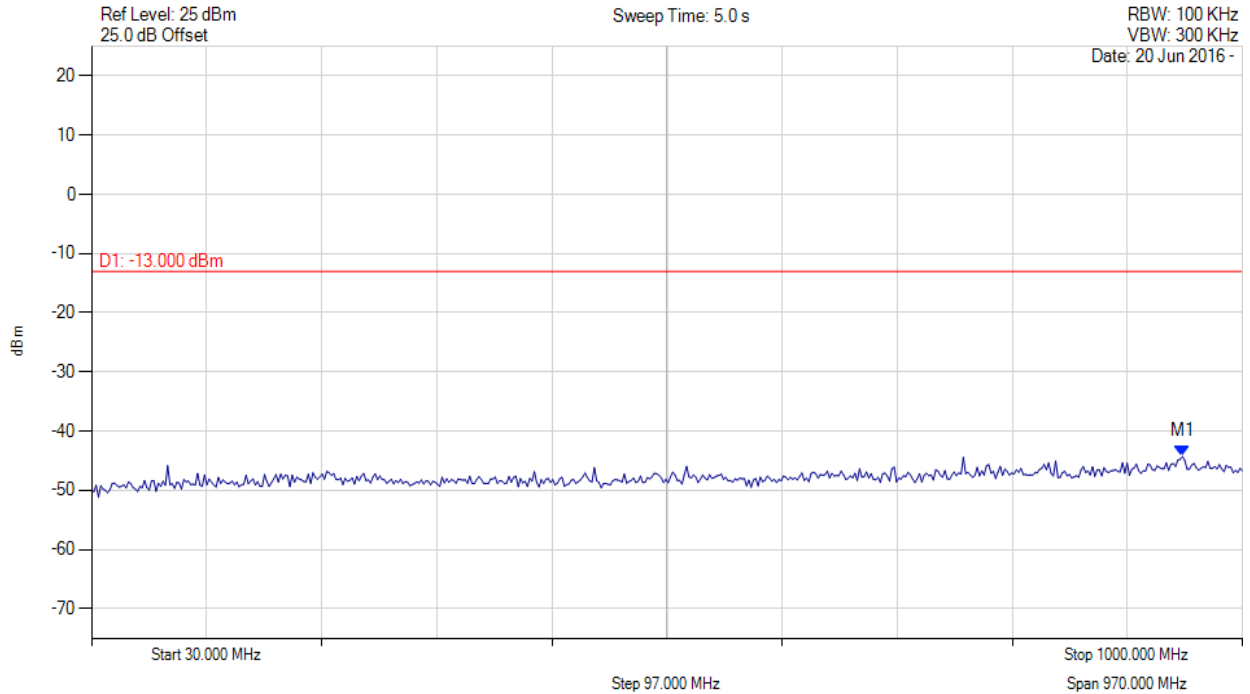


Title: Ubiquiti Networks AF-11FX
To: FCC 47 CFR Part 101, Part 15B
Serial #: UBIQ01-U2 Rev B
Issue Date: 27th September 2016
Page: 301 of 379



Unwanted Emissions 30-1000MHz

Variant: 56MHz QPSK, Channel: 10.76 GHz, Chain a, Temp: ambient, Voltage: 50 Vdc

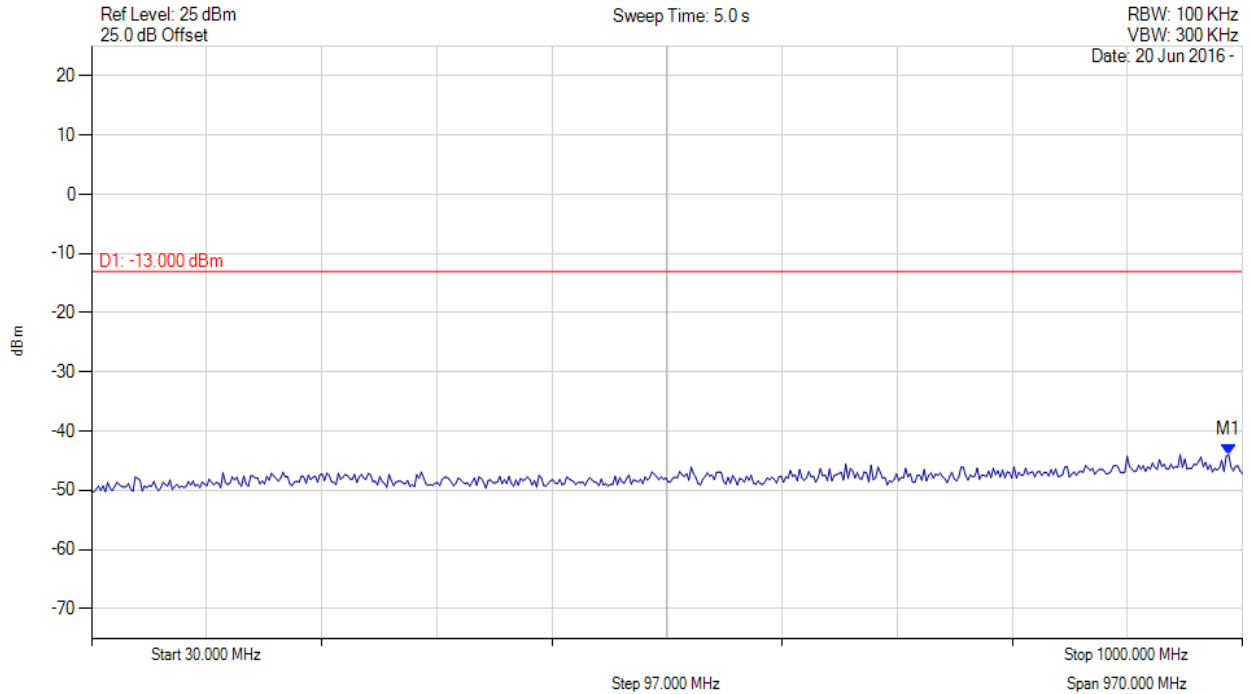


| Analyzer Setup | Marker:Frequency:Amplitude | Test Results |
|---|--------------------------------|------------------------------|
| Detector = MAX PEAK Sweep Count = 0 RF Atten (dB) = 20 Trace Mode = VIEW | M1 : 949.459 MHz : -44.286 dBm | Channel Frequency: 10.76 GHz |

This test report may be reproduced in full only. The document may only be updated by MiCOM Labs personnel. Any changes will be noted in the Document History section of the report.

Unwanted Emissions 30-1000MHz

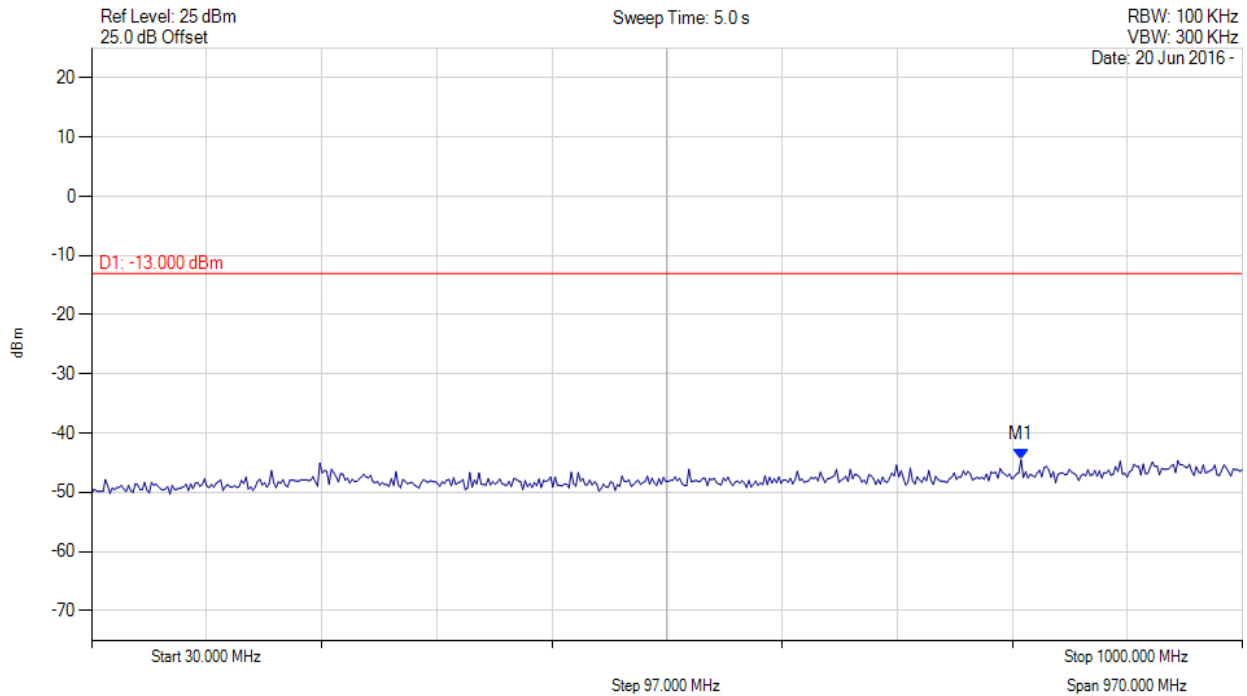
Variant: 56MHz QPSK, Channel: 10.76 GHz, Chain b, Temp: ambient, Voltage: 50 Vdc



| Analyzer Setup | Marker:Frequency:Amplitude | Test Results |
|---|--------------------------------|------------------------------|
| Detector = MAX PEAK Sweep Count = 0 RF Atten (dB) = 20 Trace Mode = VIEW | M1 : 988.337 MHz : -43.950 dBm | Channel Frequency: 10.76 GHz |

Unwanted Emissions 30-1000MHz

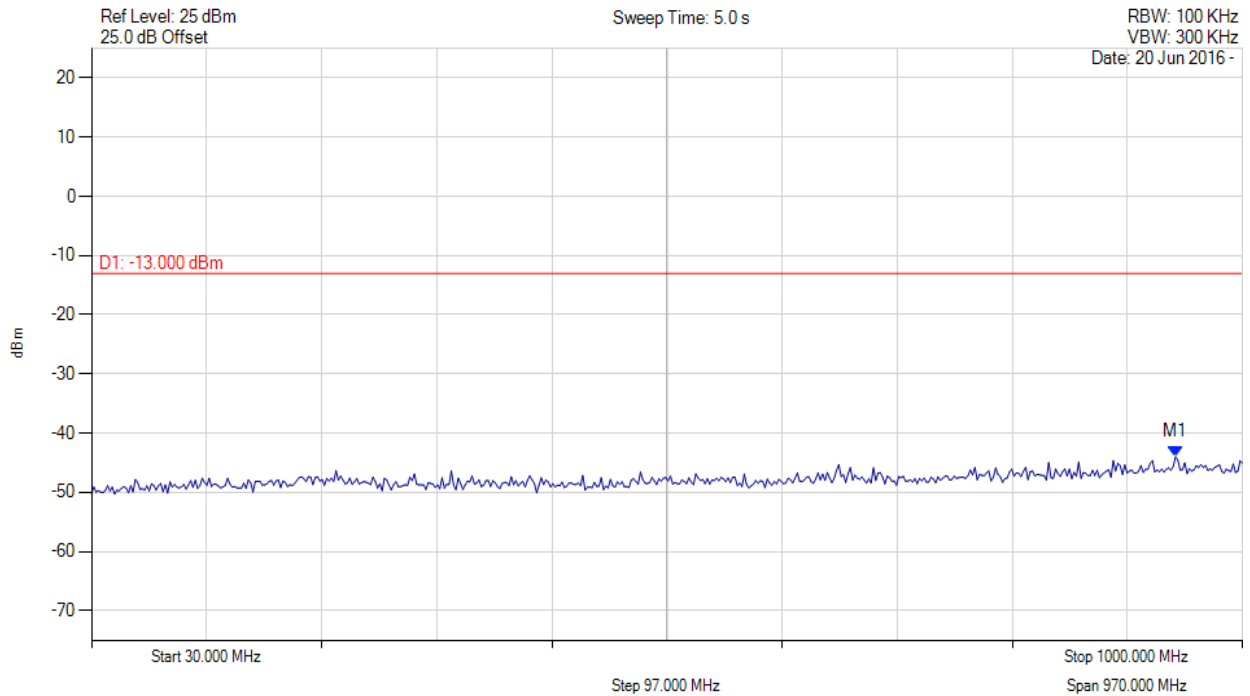
Variant: 56MHz QPSK, Channel: 11.22 GHz, Chain a, Temp: ambient, Voltage: 50 Vdc



| Analyzer Setup | Marker:Frequency:Amplitude | Test Results |
|---|--------------------------------|------------------------------|
| Detector = MAX PEAK Sweep Count = 0 RF Atten (dB) = 20 Trace Mode = VIEW | M1 : 813.387 MHz : -44.461 dBm | Channel Frequency: 11.22 GHz |

Unwanted Emissions 30-1000MHz

Variant: 56MHz QPSK, Channel: 11.22 GHz, Chain b, Temp: ambient, Voltage: 50 Vdc

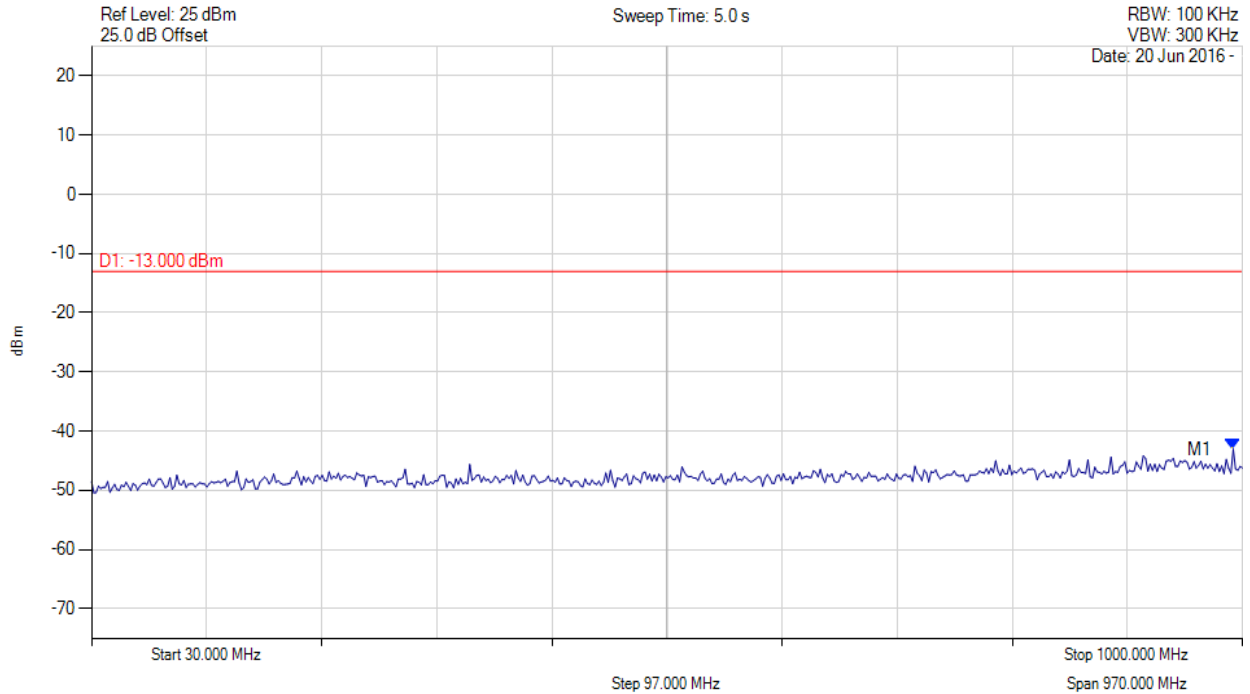


| Analyzer Setup | Marker:Frequency:Amplitude | Test Results |
|---|--------------------------------|------------------------------|
| Detector = MAX PEAK Sweep Count = 0 RF Atten (dB) = 20 Trace Mode = VIEW | M1 : 943.627 MHz : -43.985 dBm | Channel Frequency: 11.22 GHz |

This test report may be reproduced in full only. The document may only be updated by MiCOM Labs personnel. Any changes will be noted in the Document History section of the report.

Unwanted Emissions 30-1000MHz

Variant: 56MHz QPSK, Channel: 11.65 GHz, Chain a, Temp: ambient, Voltage: 50 Vdc



| Analyzer Setup | Marker:Frequency:Amplitude | Test Results |
|---|--------------------------------|------------------------------|
| Detector = MAX PEAK Sweep Count = 0 RF Atten (dB) = 20 Trace Mode = VIEW | M1 : 992.224 MHz : -43.029 dBm | Channel Frequency: 11.65 GHz |

This test report may be reproduced in full only. The document may only be updated by MiCOM Labs personnel. Any changes will be noted in the Document History section of the report.

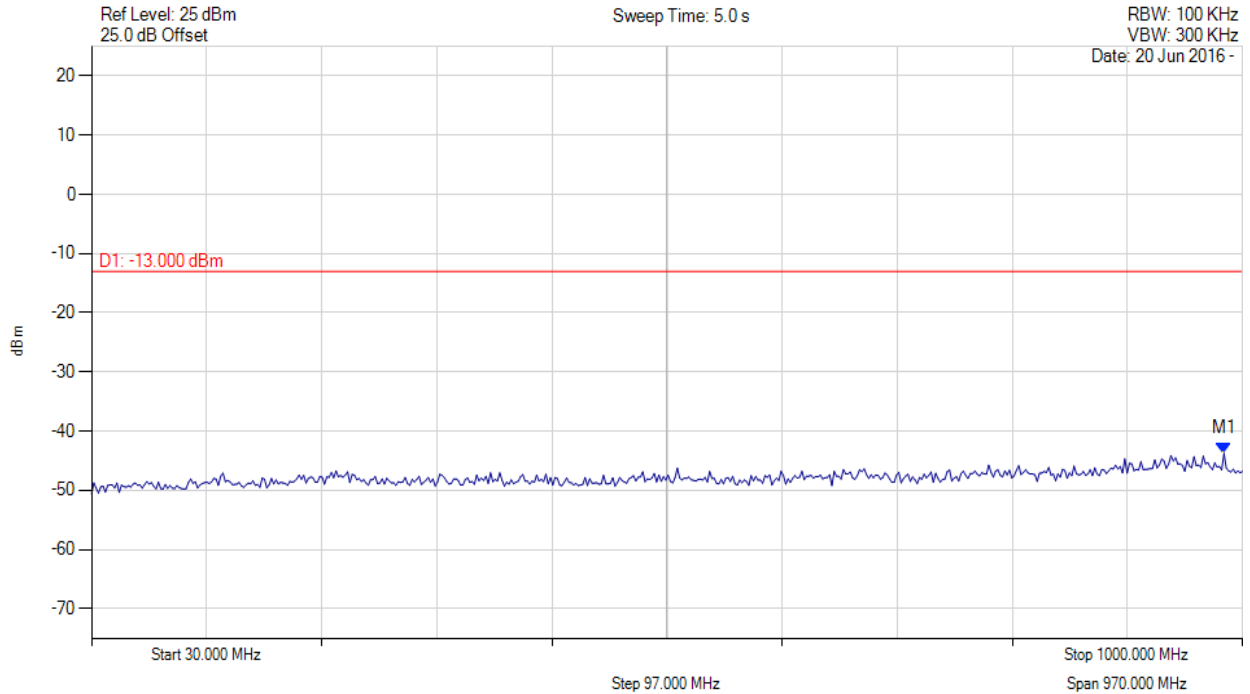


Title: Ubiquiti Networks AF-11FX
To: FCC 47 CFR Part 101, Part 15B
Serial #: UBIQ01-U2 Rev B
Issue Date: 27th September 2016
Page: 306 of 379



Unwanted Emissions 30-1000MHz

Variant: 56MHz QPSK, Channel: 11.65 GHz, Chain b, Temp: ambient, Voltage: 50 Vdc

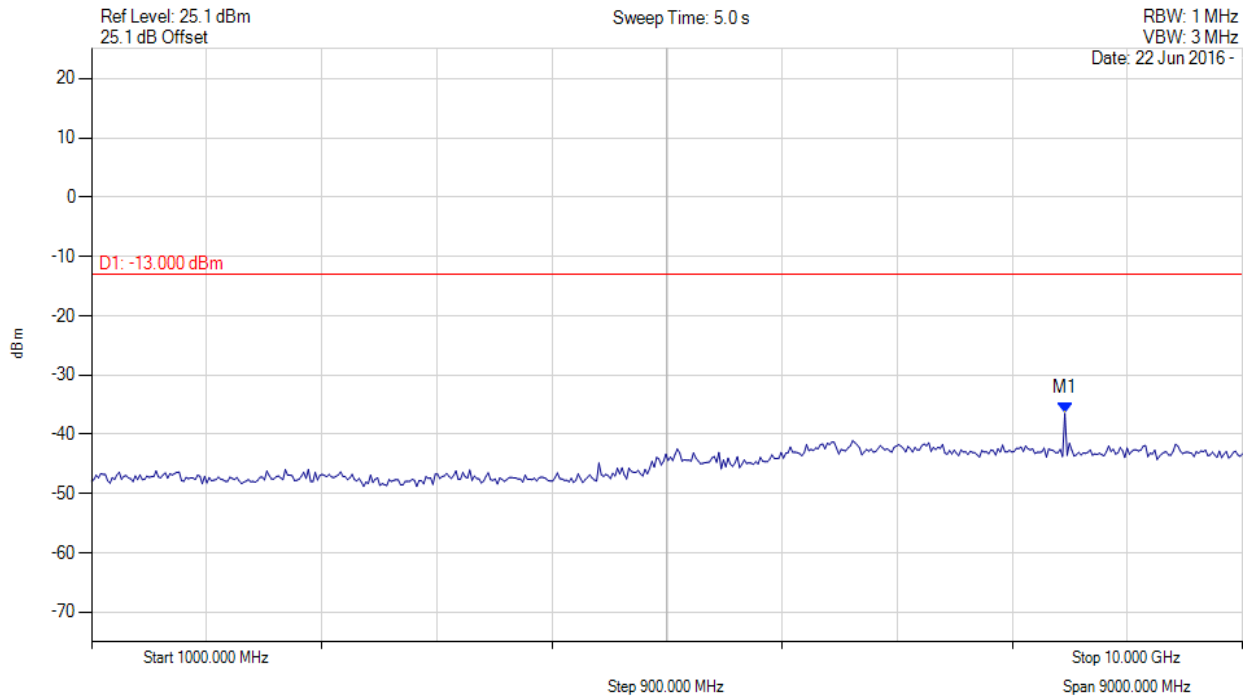


| Analyzer Setup | Marker:Frequency:Amplitude | Test Results |
|---|--------------------------------|------------------------------|
| Detector = MAX PEAK Sweep Count = 0 RF Atten (dB) = 20 Trace Mode = VIEW | M1 : 984.449 MHz : -43.745 dBm | Channel Frequency: 11.65 GHz |

This test report may be reproduced in full only. The document may only be updated by MiCOM Labs personnel. Any changes will be noted in the Document History section of the report.

Unwanted Emissions 1000-10000 MHz

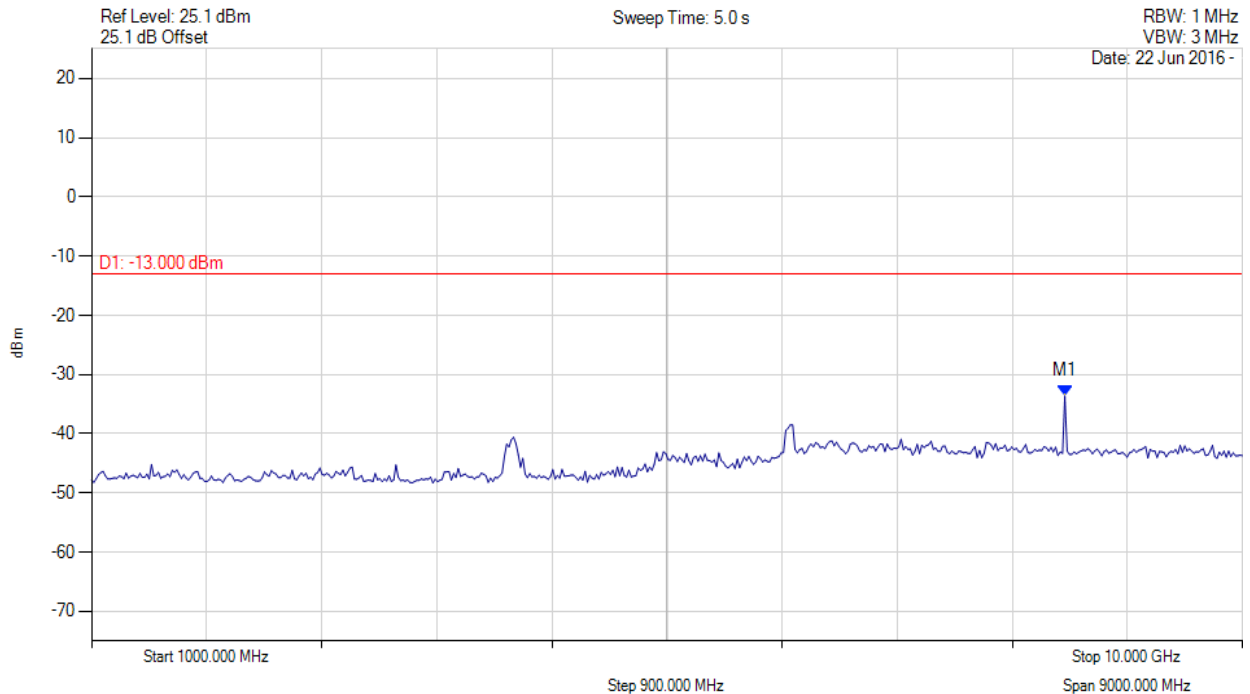
Variant: 56MHz QPSK, Channel: 10.76 GHz, Chain a, Temp: ambient, Voltage: 50 Vdc



| Analyzer Setup | Marker:Frequency:Amplitude | Test Results |
|---|---------------------------------|------------------------------|
| Detector = MAX PEAK Sweep Count = 0 RF Atten (dB) = 10 Trace Mode = VIEW | M1 : 8611.222 MHz : -36.423 dBm | Channel Frequency: 10.76 GHz |

Unwanted Emissions 1000-10000 MHz

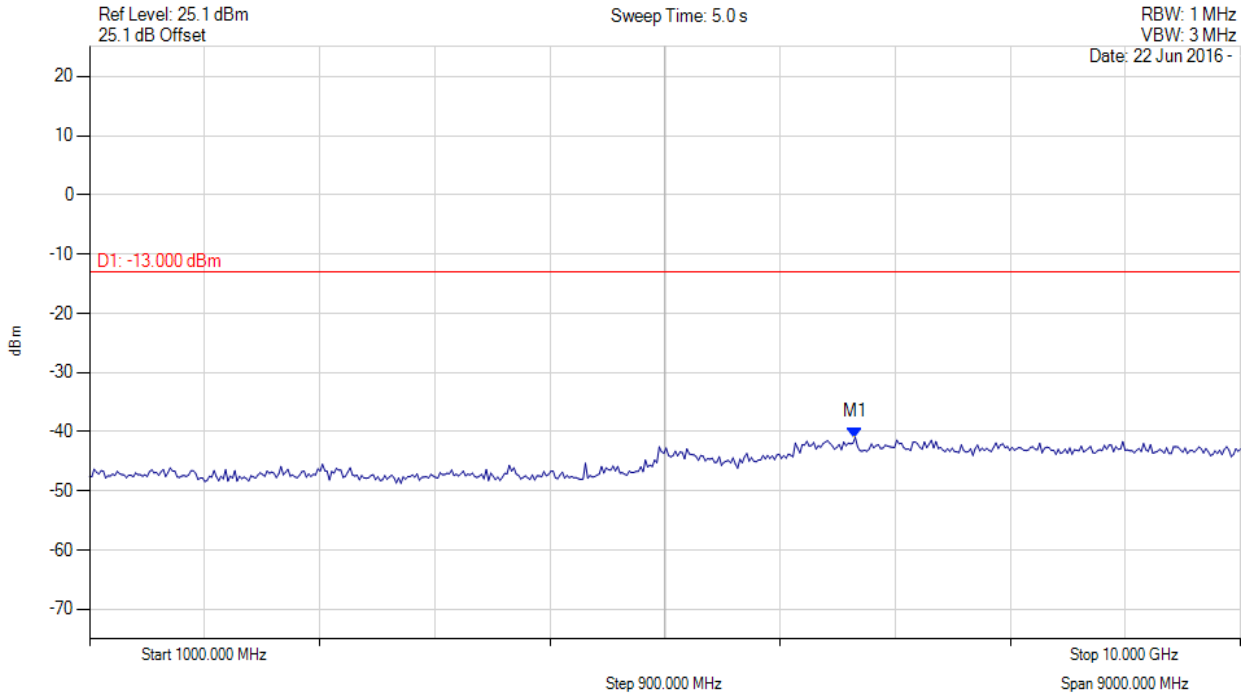
Variant: 56MHz QPSK, Channel: 10.76 GHz, Chain b, Temp: ambient, Voltage: 50 Vdc



| Analyzer Setup | Marker:Frequency:Amplitude | Test Results |
|---|---------------------------------|------------------------------|
| Detector = MAX PEAK Sweep Count = 0 RF Atten (dB) = 10 Trace Mode = VIEW | M1 : 8611.222 MHz : -33.616 dBm | Channel Frequency: 10.76 GHz |

Unwanted Emissions 1000-10000 MHz

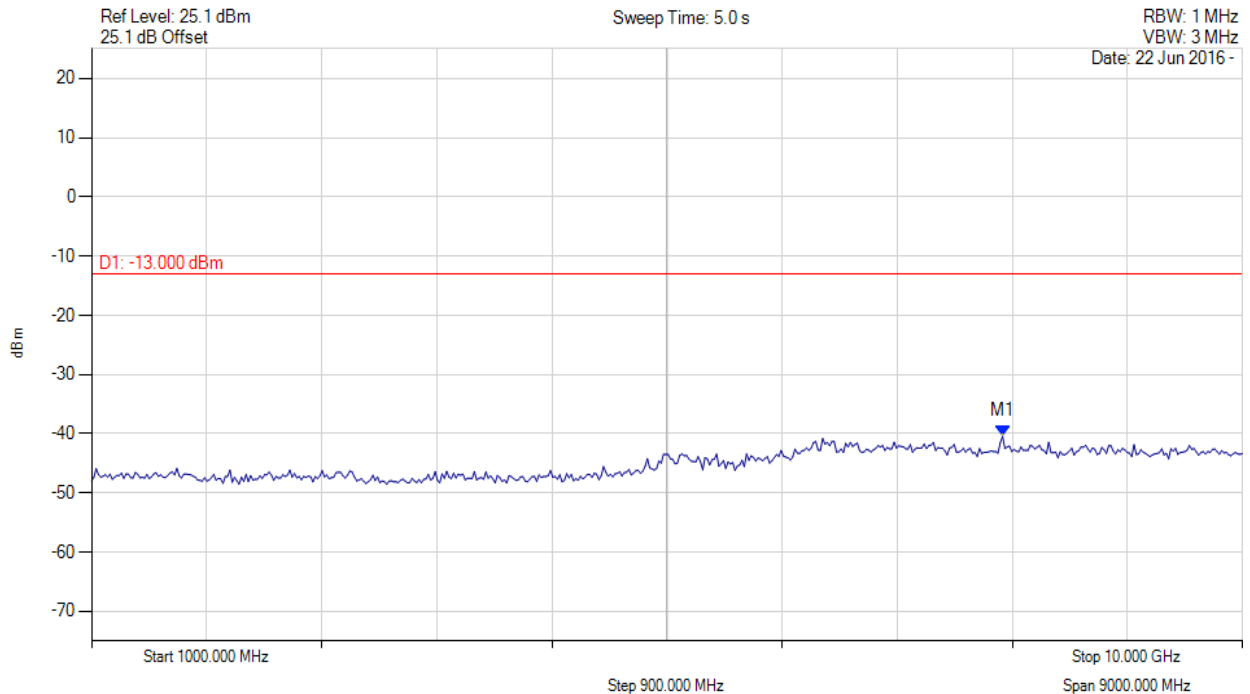
Variant: 56MHz QPSK, Channel: 11.22 GHz, Chain a, Temp: ambient, Voltage: 50 Vdc



| Analyzer Setup | Marker:Frequency:Amplitude | Test Results |
|---|---------------------------------|------------------------------|
| Detector = MAX PEAK Sweep Count = 0 RF Atten (dB) = 10 Trace Mode = VIEW | M1 : 6987.976 MHz : -40.938 dBm | Channel Frequency: 11.22 GHz |

Unwanted Emissions 1000-10000 MHz

Variant: 56MHz QPSK, Channel: 11.22 GHz, Chain b, Temp: ambient, Voltage: 50 Vdc



| Analyzer Setup | Marker:Frequency:Amplitude | Test Results |
|---|---------------------------------|------------------------------|
| Detector = MAX PEAK Sweep Count = 0 RF Atten (dB) = 10 Trace Mode = VIEW | M1 : 8124.248 MHz : -40.401 dBm | Channel Frequency: 11.22 GHz |

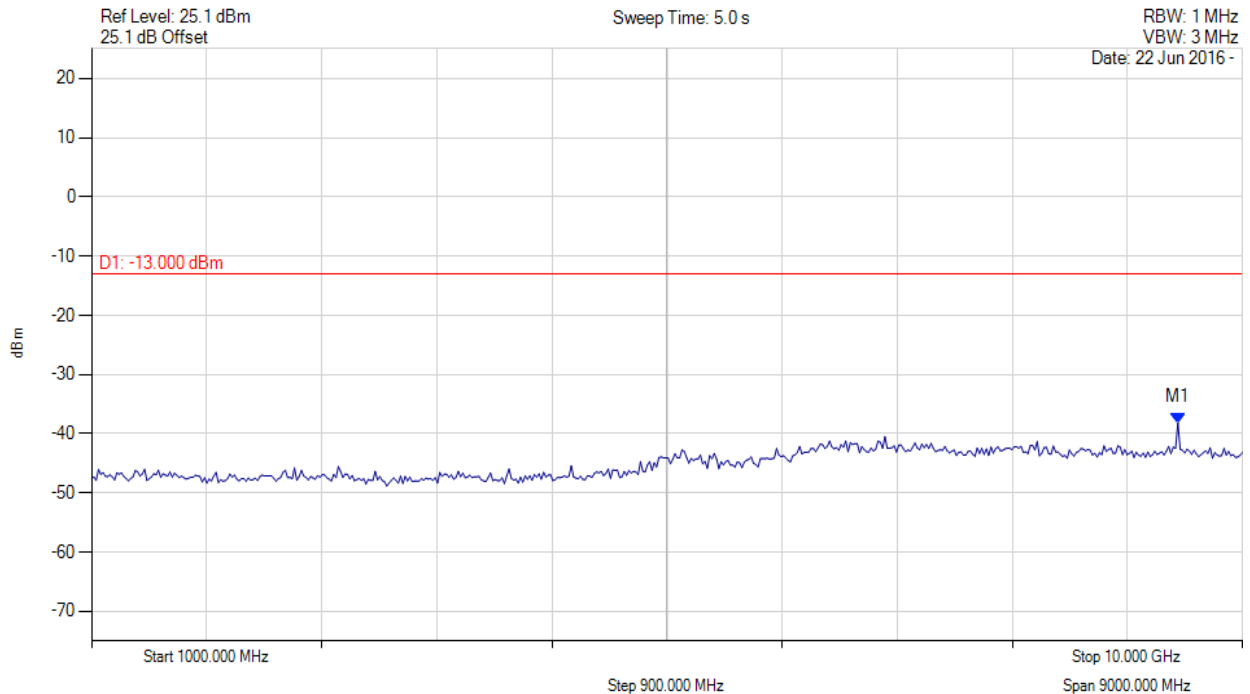


Title: Ubiquiti Networks AF-11FX
To: FCC 47 CFR Part 101, Part 15B
Serial #: UBIQ01-U2 Rev B
Issue Date: 27th September 2016
Page: 311 of 379



Unwanted Emissions 1000-10000 MHz

Variant: 56MHz QPSK, Channel: 11.65 GHz, Chain a, Temp: ambient, Voltage: 50 Vdc



| Analyzer Setup | Marker:Frequency:Amplitude | Test Results |
|---|---------------------------------|------------------------------|
| Detector = MAX PEAK Sweep Count = 0 RF Atten (dB) = 10 Trace Mode = VIEW | M1 : 9494.990 MHz : -38.135 dBm | Channel Frequency: 11.65 GHz |

This test report may be reproduced in full only. The document may only be updated by MiCOM Labs personnel. Any changes will be noted in the Document History section of the report.

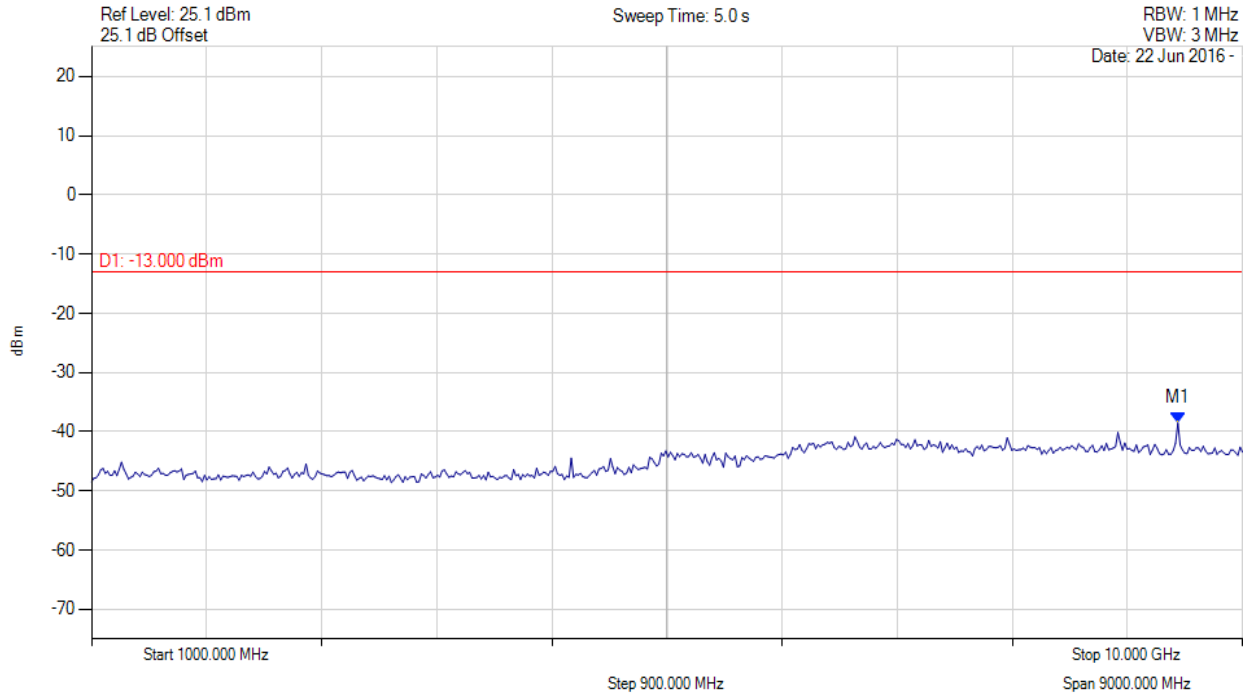


Title: Ubiquiti Networks AF-11FX
To: FCC 47 CFR Part 101, Part 15B
Serial #: UBIQ01-U2 Rev B
Issue Date: 27th September 2016
Page: 312 of 379



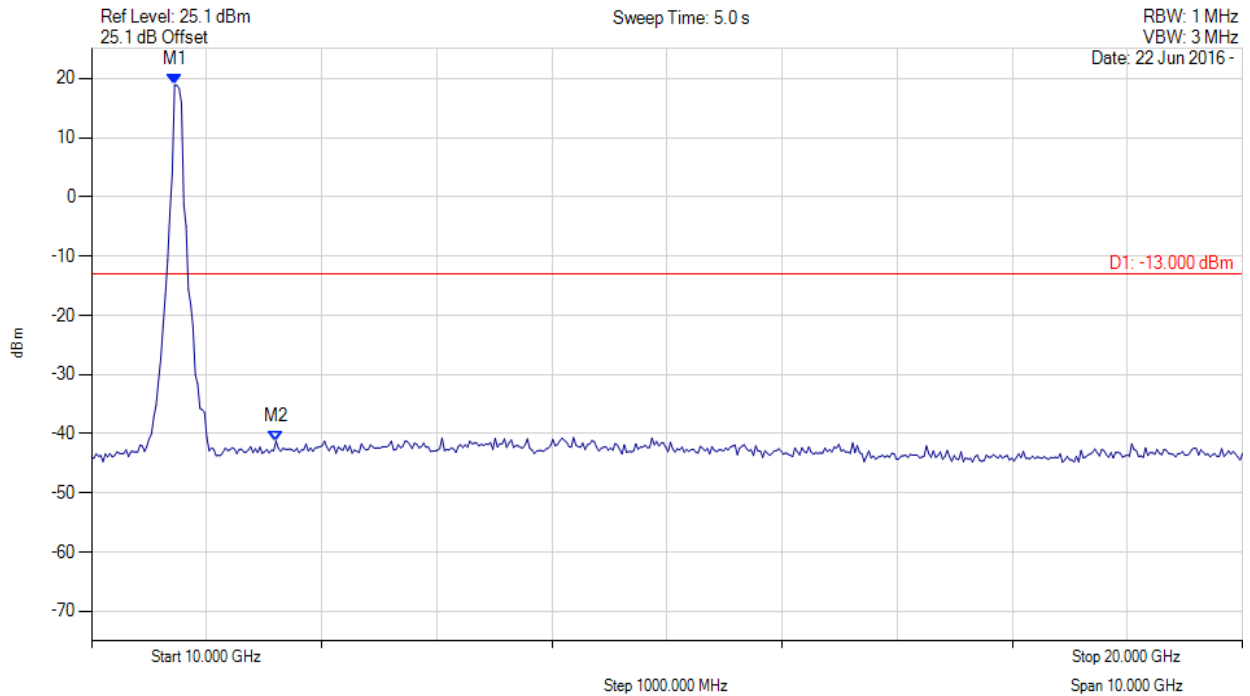
Unwanted Emissions 1000-10000 MHz

Variant: 56MHz QPSK, Channel: 11.65 GHz, Chain b, Temp: ambient, Voltage: 50 Vdc

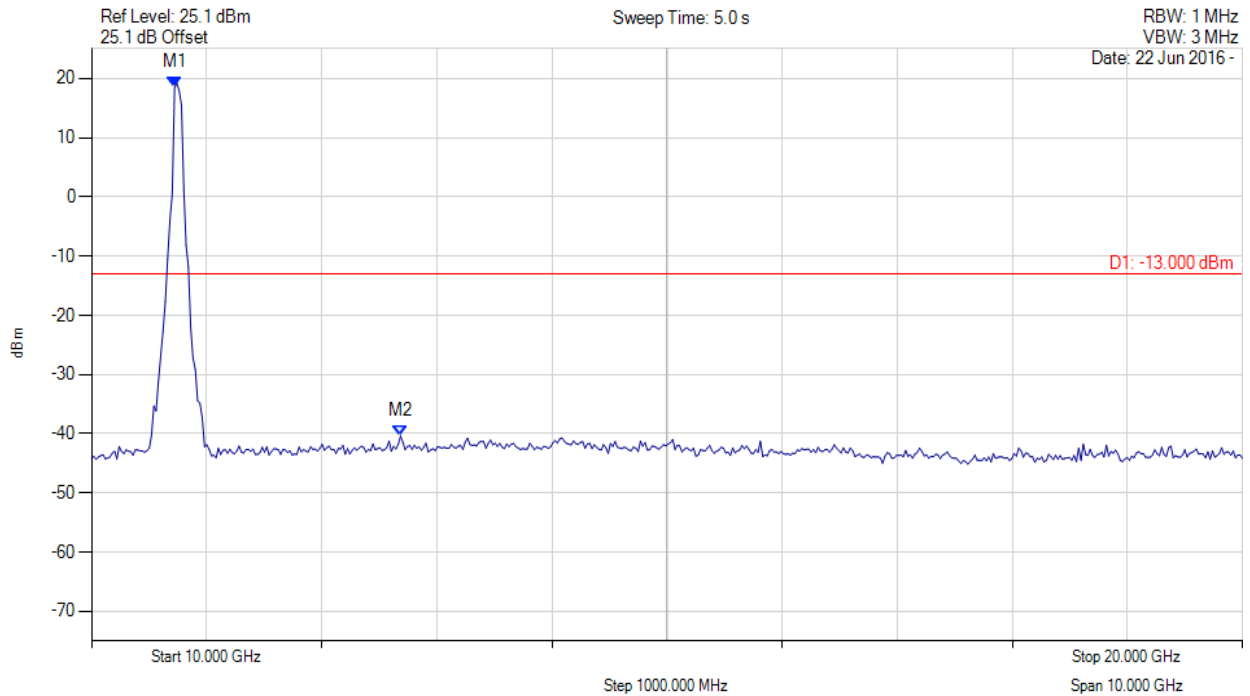


| Analyzer Setup | Marker:Frequency:Amplitude | Test Results |
|---|---------------------------------|------------------------------|
| Detector = MAX PEAK Sweep Count = 0 RF Atten (dB) = 10 Trace Mode = VIEW | M1 : 9494.990 MHz : -38.491 dBm | Channel Frequency: 11.65 GHz |

This test report may be reproduced in full only. The document may only be updated by MiCOM Labs personnel. Any changes will be noted in the Document History section of the report.



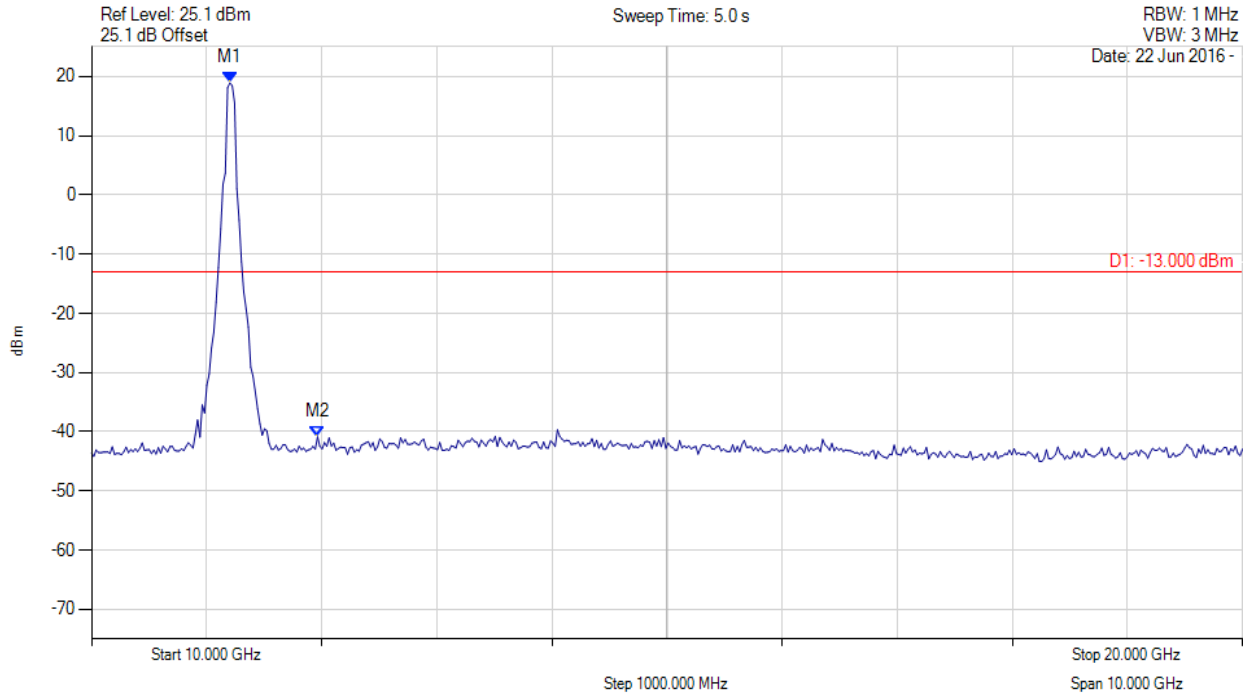
| Analyzer Setup | Marker:Frequency:Amplitude | Test Results |
|---|---|------------------------------|
| Detector = MAX PEAK Sweep Count = 0 RF Atten (dB) = 10 Trace Mode = VIEW | M1 : 10.721 GHz : 18.897 dBm M2 : 11.603 GHz : -41.216 dBm | Channel Frequency: 10.76 GHz |



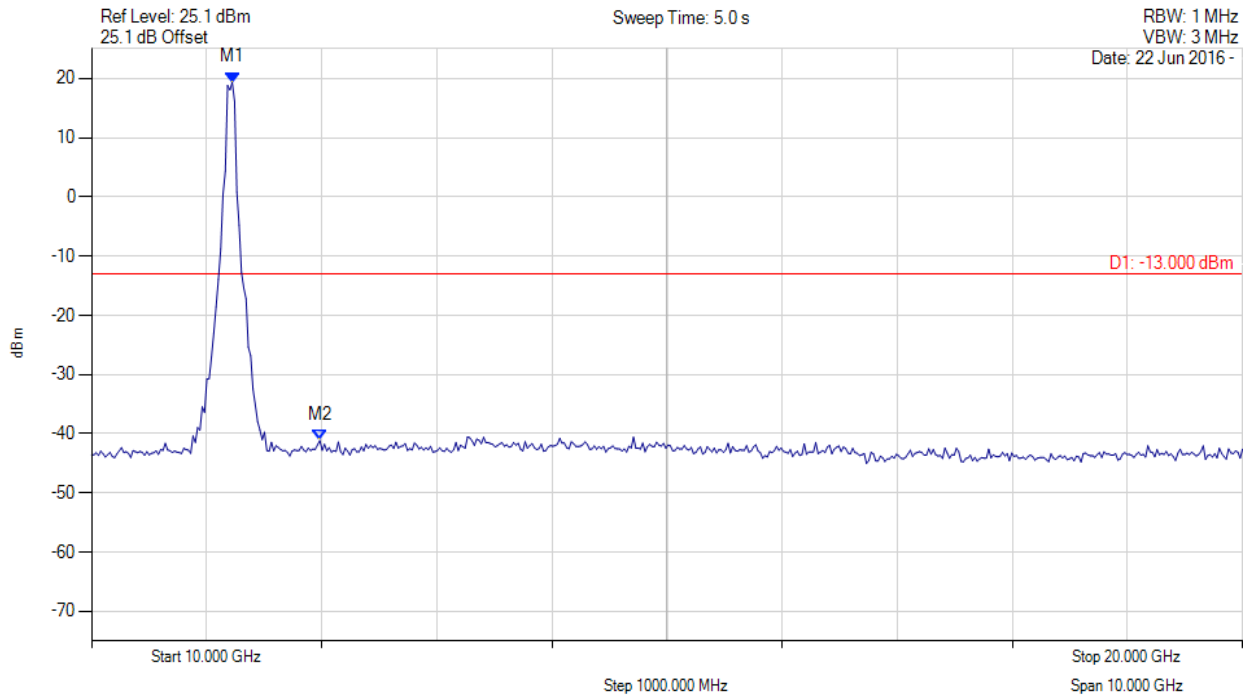
| Analyzer Setup | Marker:Frequency:Amplitude | Test Results |
|---|---|------------------------------|
| Detector = MAX PEAK Sweep Count = 0 RF Atten (dB) = 10 Trace Mode = VIEW | M1 : 10.721 GHz : 18.476 dBm M2 : 12.685 GHz : -40.376 dBm | Channel Frequency: 10.76 GHz |

Unwanted Emissions 10000-20000 MHz

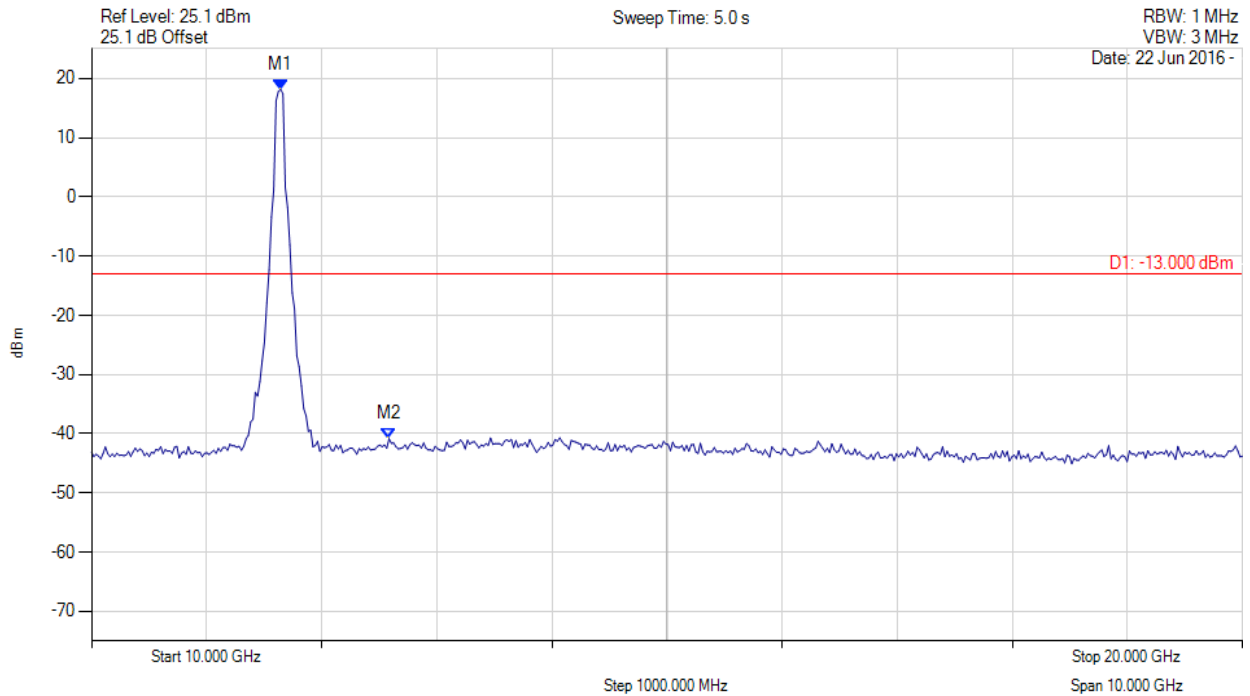
Variant: 56MHz QPSK, Channel: 11.22 GHz, Chain a, Temp: ambient, Voltage: 50 Vdc



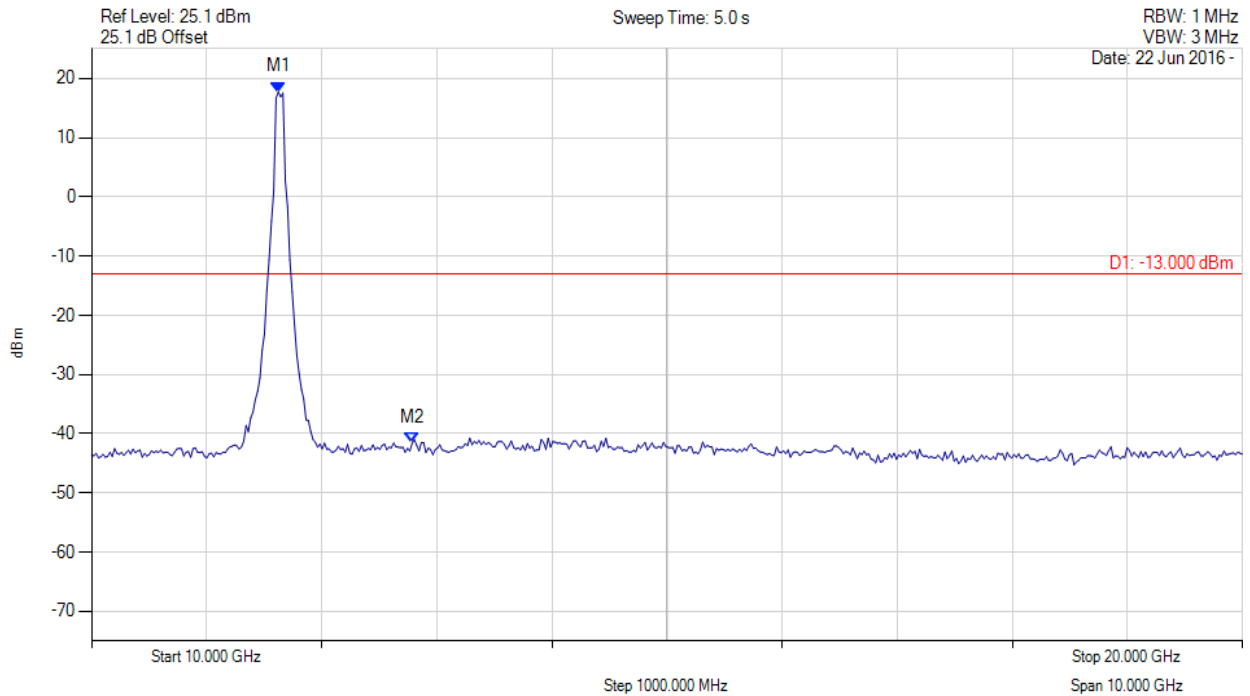
| Analyzer Setup | Marker:Frequency:Amplitude | Test Results |
|---|---|------------------------------|
| Detector = MAX PEAK Sweep Count = 0 RF Atten (dB) = 10 Trace Mode = VIEW | M1 : 11.202 GHz : 18.909 dBm M2 : 11.964 GHz : -40.842 dBm | Channel Frequency: 11.22 GHz |



| Analyzer Setup | Marker:Frequency:Amplitude | Test Results |
|---|---|------------------------------|
| Detector = MAX PEAK Sweep Count = 0 RF Atten (dB) = 10 Trace Mode = VIEW | M1 : 11.222 GHz : 19.334 dBm M2 : 11.984 GHz : -41.139 dBm | Channel Frequency: 11.22 GHz |



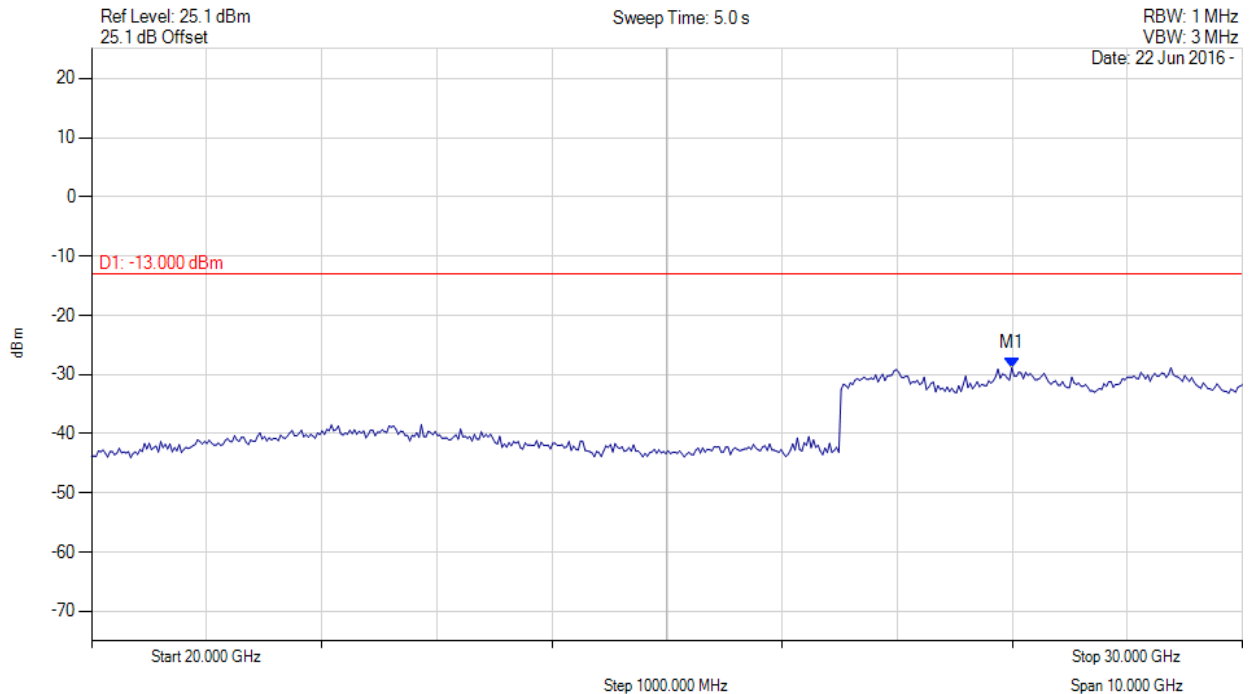
| Analyzer Setup | Marker:Frequency:Amplitude | Test Results |
|---|---|------------------------------|
| Detector = MAX PEAK Sweep Count = 0 RF Atten (dB) = 10 Trace Mode = VIEW | M1 : 11.643 GHz : 18.145 dBm M2 : 12.585 GHz : -40.824 dBm | Channel Frequency: 11.65 GHz |



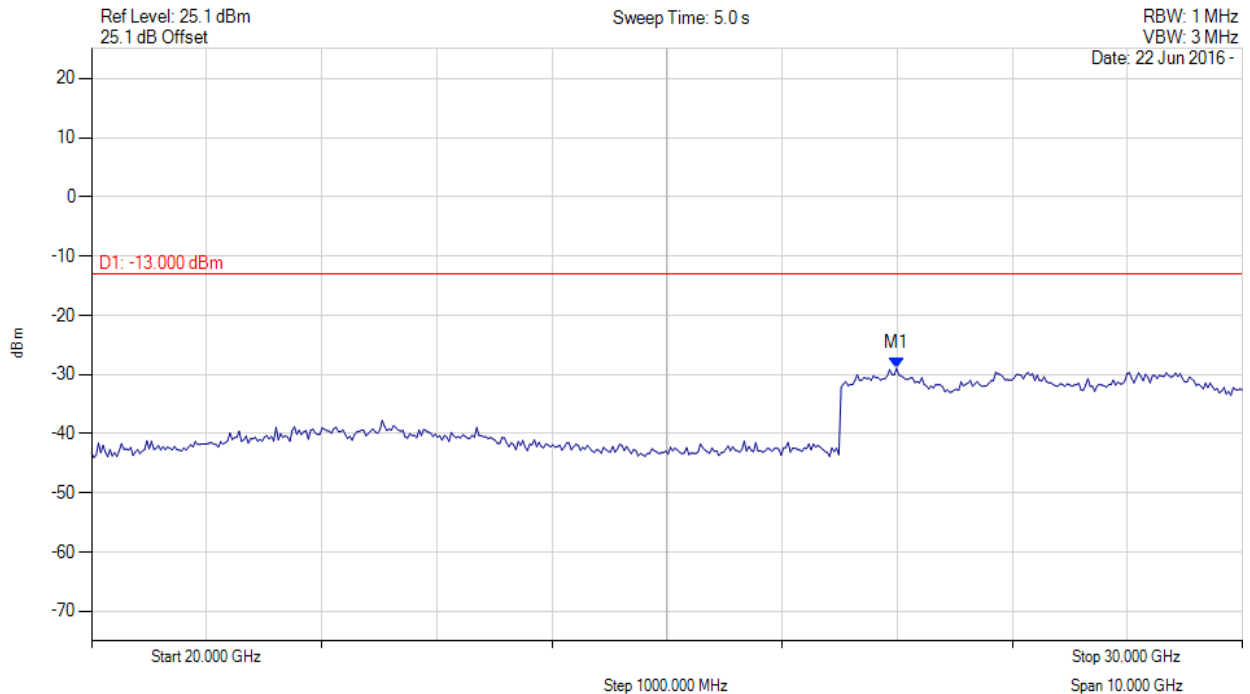
| Analyzer Setup | Marker:Frequency:Amplitude | Test Results |
|---|---|------------------------------|
| Detector = MAX PEAK Sweep Count = 0 RF Atten (dB) = 10 Trace Mode = VIEW | M1 : 11.623 GHz : 17.715 dBm M2 : 12.786 GHz : -41.593 dBm | Channel Frequency: 11.65 GHz |

Unwanted Emissions 20000-30000 MHz

Variant: 56MHz QPSK, Channel: 10.76 GHz, Chain a, Temp: ambient, Voltage: 50 Vdc



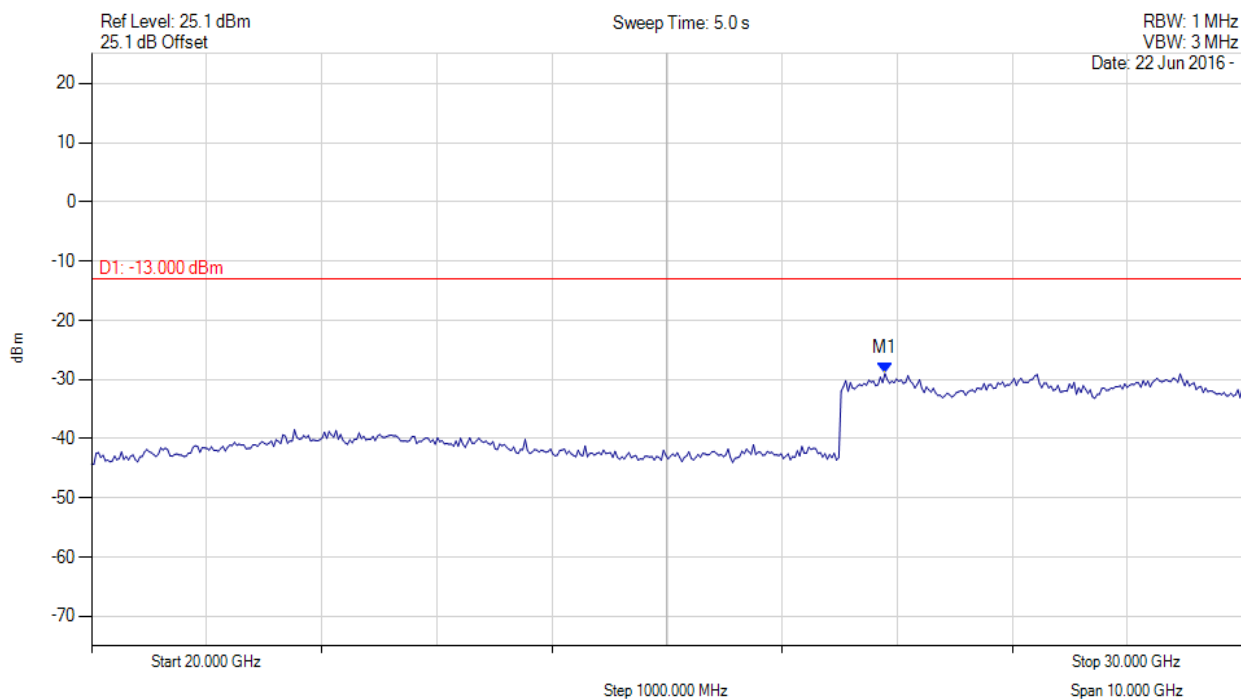
| Analyzer Setup | Marker:Frequency:Amplitude | Test Results |
|---|-------------------------------|------------------------------|
| Detector = MAX PEAK Sweep Count = 0 RF Atten (dB) = 10 Trace Mode = VIEW | M1 : 27.996 GHz : -28.833 dBm | Channel Frequency: 10.76 GHz |



| Analyzer Setup | Marker:Frequency:Amplitude | Test Results |
|---|-------------------------------|------------------------------|
| Detector = MAX PEAK Sweep Count = 0 RF Atten (dB) = 10 Trace Mode = VIEW | M1 : 26.994 GHz : -28.955 dBm | Channel Frequency: 10.76 GHz |

Unwanted Emissions 20000-30000 MHz

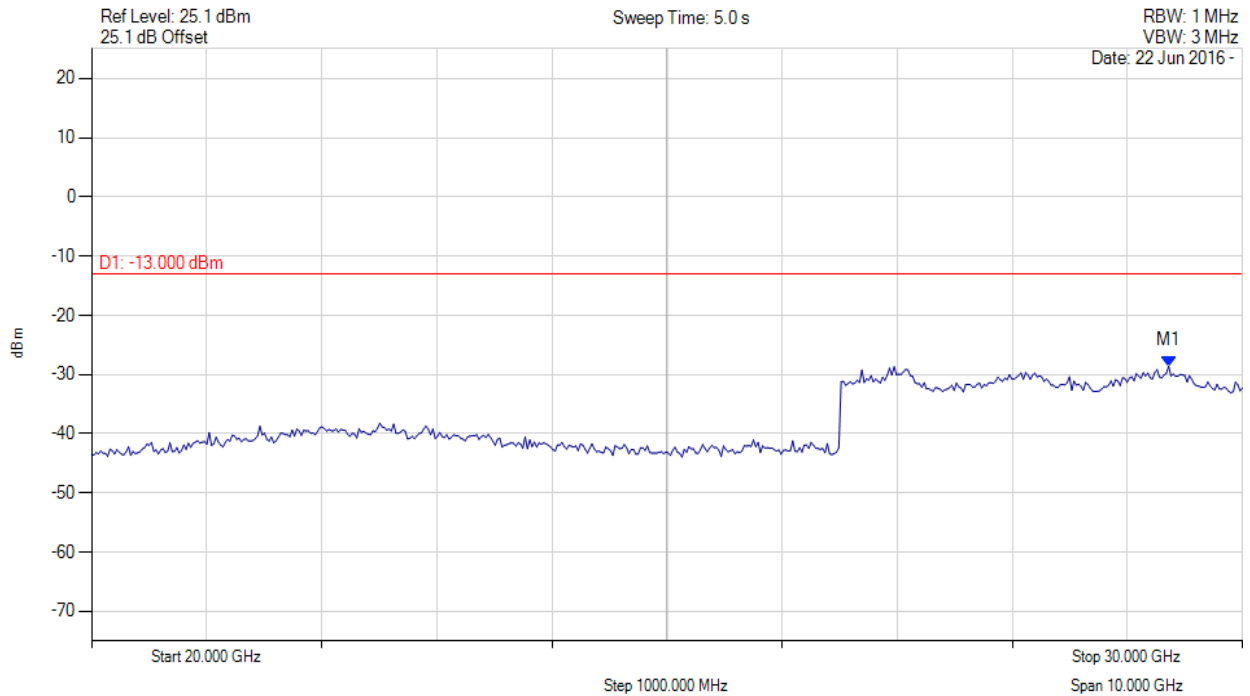
Variant: 56MHz QPSK, Channel: 11.22 GHz, Chain a, Temp: ambient, Voltage: 50 Vdc



| Analyzer Setup | Marker:Frequency:Amplitude | Test Results |
|---|-------------------------------|------------------------------|
| Detector = MAX PEAK Sweep Count = 0 RF Atten (dB) = 10 Trace Mode = VIEW | M1 : 26.894 GHz : -28.975 dBm | Channel Frequency: 11.22 GHz |

Unwanted Emissions 20000-30000 MHz

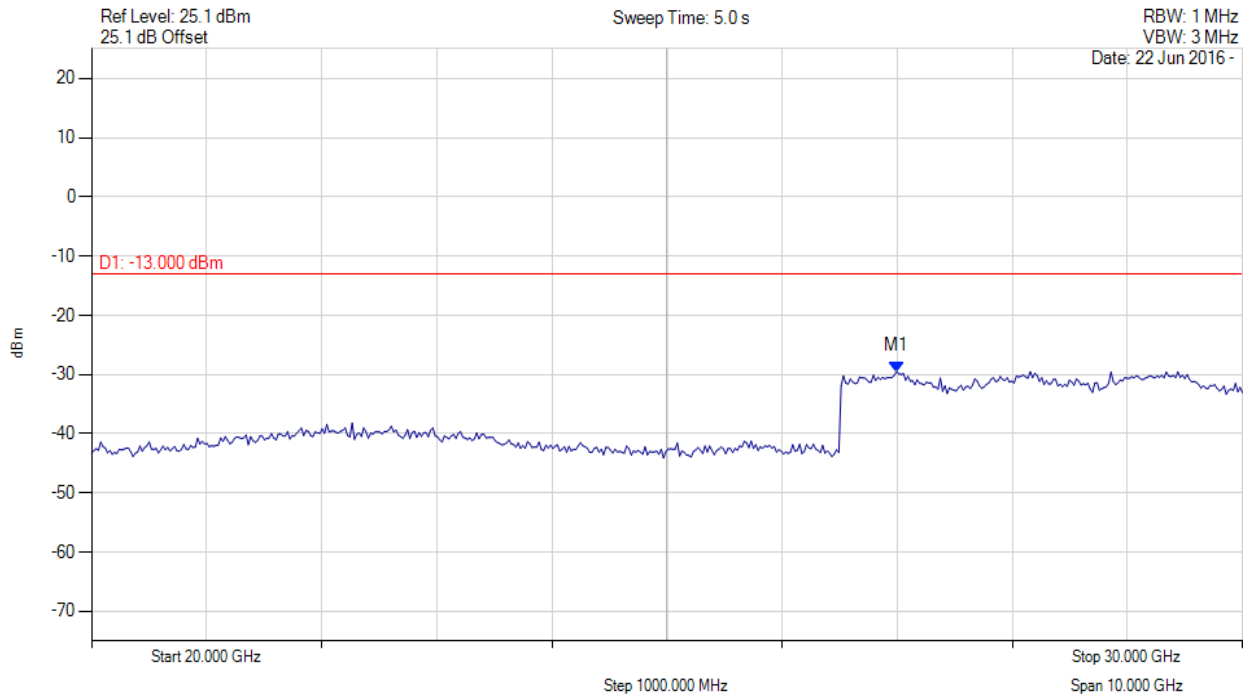
Variant: 56MHz QPSK, Channel: 11.22 GHz, Chain b, Temp: ambient, Voltage: 50 Vdc



| Analyzer Setup | Marker:Frequency:Amplitude | Test Results |
|---|-------------------------------|------------------------------|
| Detector = MAX PEAK Sweep Count = 0 RF Atten (dB) = 10 Trace Mode = VIEW | M1 : 29.359 GHz : -28.571 dBm | Channel Frequency: 11.22 GHz |

Unwanted Emissions 20000-30000 MHz

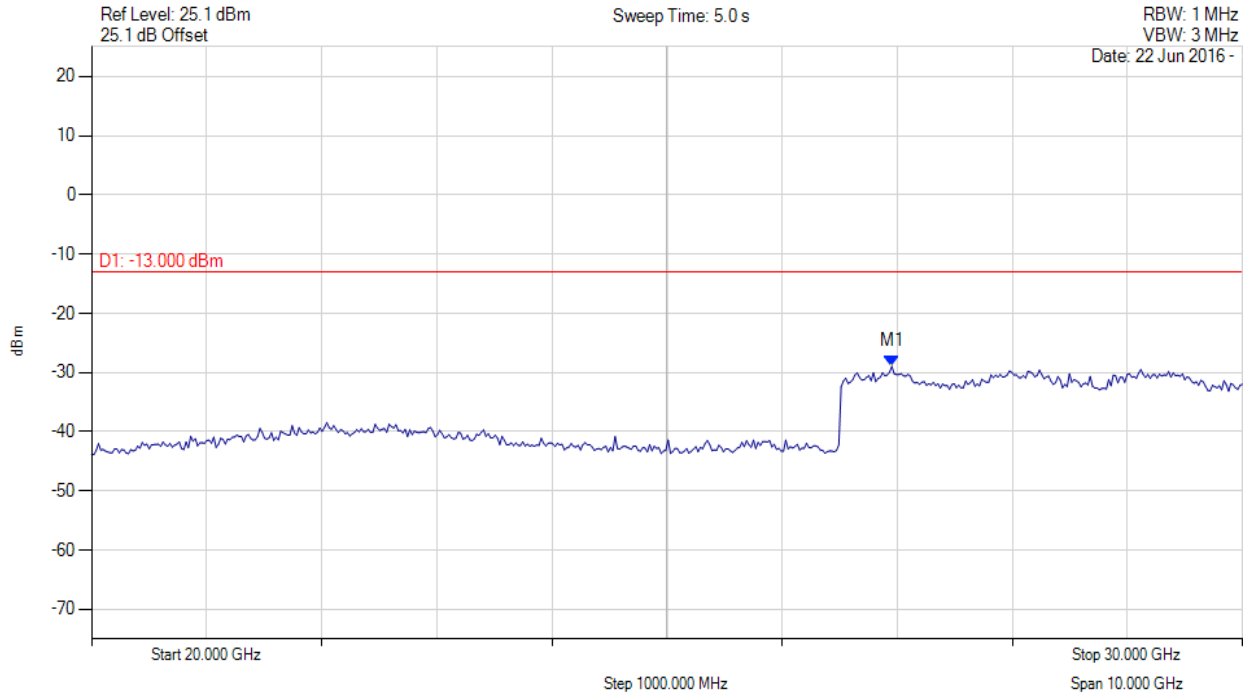
Variant: 56MHz QPSK, Channel: 11.65 GHz, Chain a, Temp: ambient, Voltage: 50 Vdc



| Analyzer Setup | Marker:Frequency:Amplitude | Test Results |
|---|-------------------------------|------------------------------|
| Detector = MAX PEAK Sweep Count = 0 RF Atten (dB) = 10 Trace Mode = VIEW | M1 : 26.994 GHz : -29.498 dBm | Channel Frequency: 11.65 GHz |

Unwanted Emissions 20000-30000 MHz

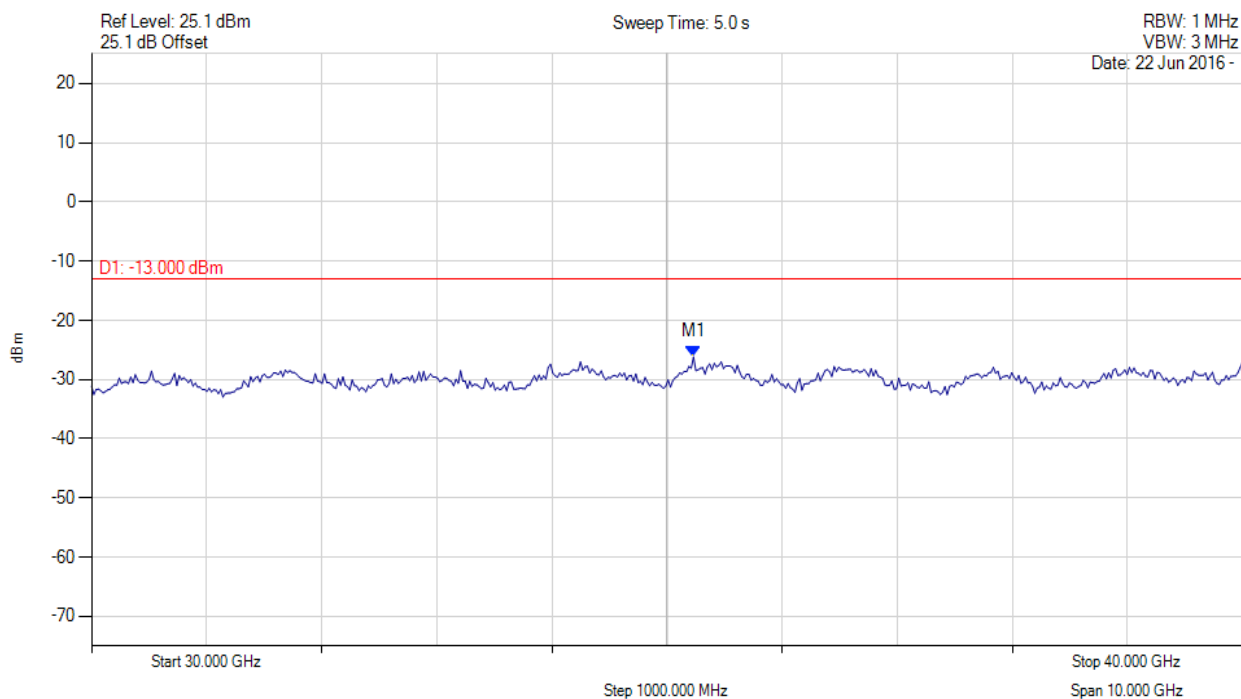
Variant: 56MHz QPSK, Channel: 11.65 GHz, Chain b, Temp: ambient, Voltage: 50 Vdc



| Analyzer Setup | Marker:Frequency:Amplitude | Test Results |
|---|-------------------------------|------------------------------|
| Detector = MAX PEAK Sweep Count = 0 RF Atten (dB) = 10 Trace Mode = VIEW | M1 : 26.954 GHz : -28.951 dBm | Channel Frequency: 11.65 GHz |

Unwanted Emissions 30000-40000 MHz

Variant: 56MHz QPSK, Channel: 10.76 GHz, Chain a, Temp: ambient, Voltage: 50 Vdc

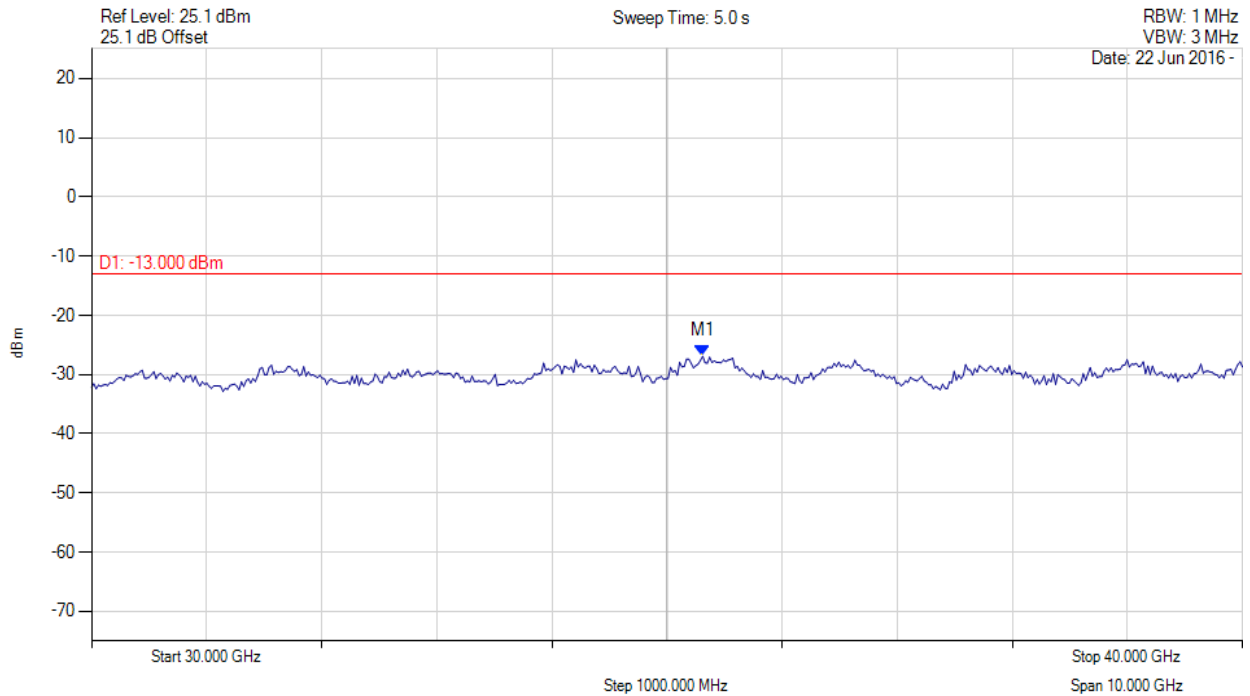


| Analyzer Setup | Marker:Frequency:Amplitude | Test Results |
|---|-------------------------------|------------------------------|
| Detector = MAX PEAK Sweep Count = 0 RF Atten (dB) = 10 Trace Mode = VIEW | M1 : 35.230 GHz : -26.179 dBm | Channel Frequency: 10.76 GHz |

This test report may be reproduced in full only. The document may only be updated by MiCOM Labs personnel. Any changes will be noted in the Document History section of the report.

Unwanted Emissions 30000-40000 MHz

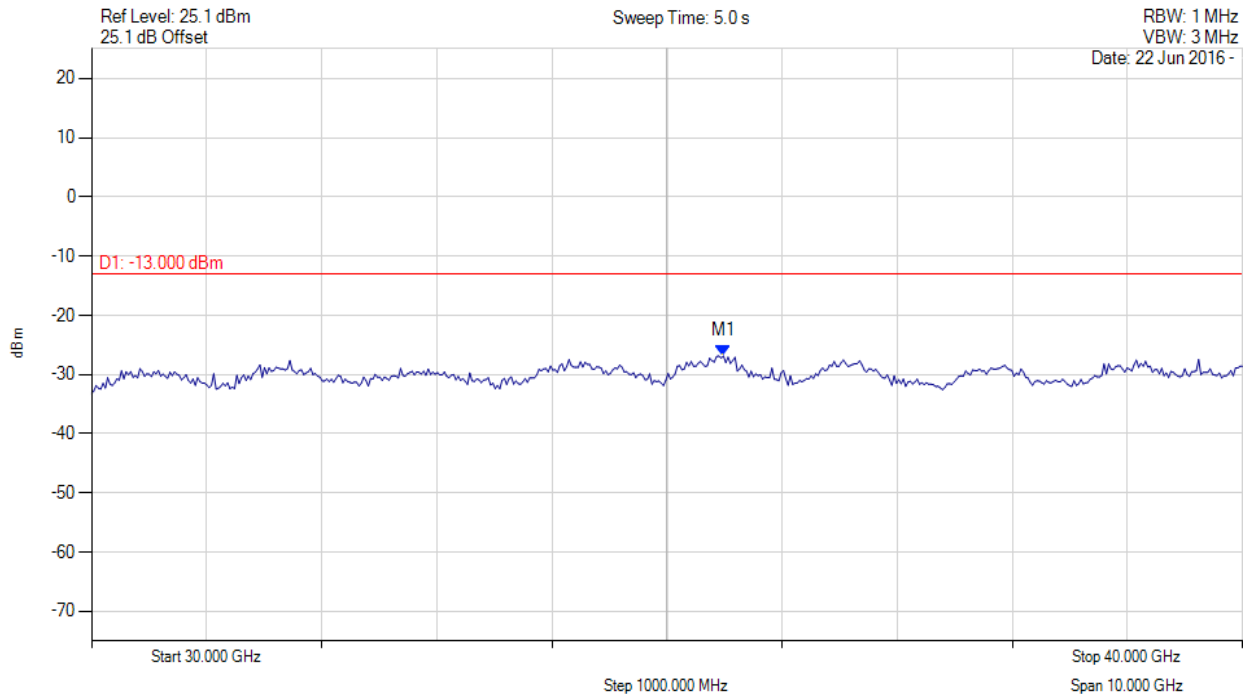
Variant: 56MHz QPSK, Channel: 10.76 GHz, Chain b, Temp: ambient, Voltage: 50 Vdc



| Analyzer Setup | Marker:Frequency:Amplitude | Test Results |
|---|-------------------------------|------------------------------|
| Detector = MAX PEAK Sweep Count = 0 RF Atten (dB) = 10 Trace Mode = VIEW | M1 : 35.311 GHz : -26.913 dBm | Channel Frequency: 10.76 GHz |

Unwanted Emissions 30000-40000 MHz

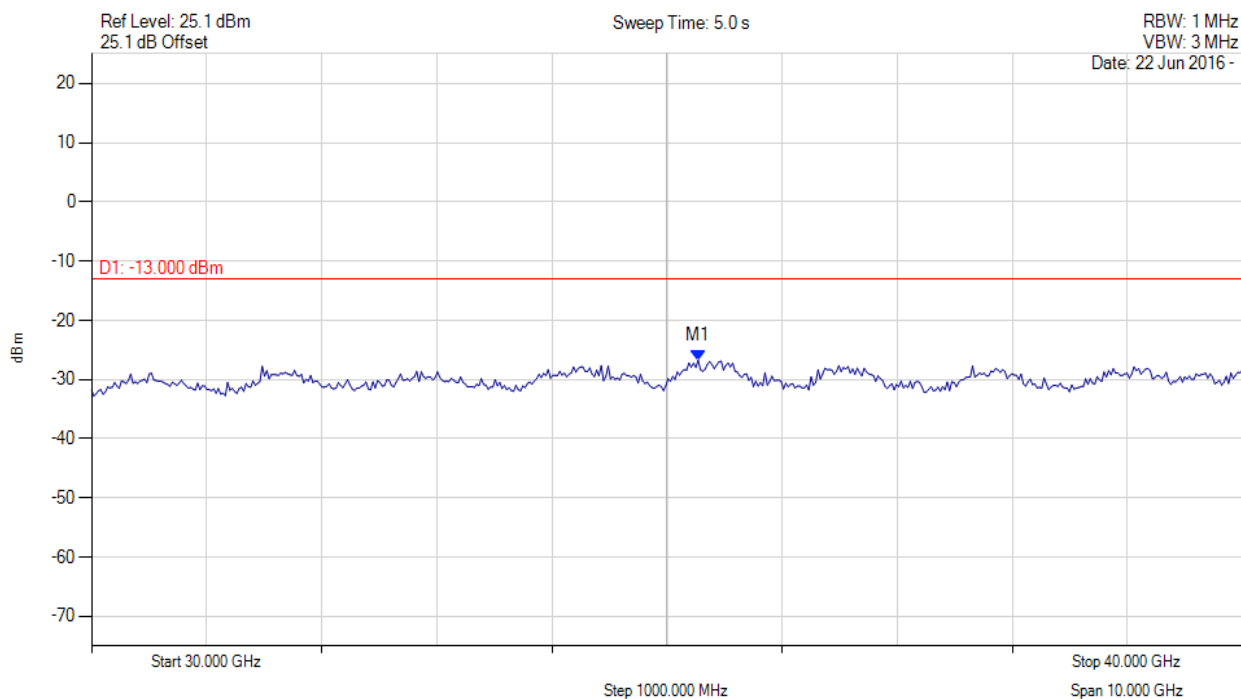
Variant: 56MHz QPSK, Channel: 11.22 GHz, Chain a, Temp: ambient, Voltage: 50 Vdc



| Analyzer Setup | Marker:Frequency:Amplitude | Test Results |
|---|-------------------------------|------------------------------|
| Detector = MAX PEAK Sweep Count = 0 RF Atten (dB) = 10 Trace Mode = VIEW | M1 : 35.491 GHz : -26.858 dBm | Channel Frequency: 11.22 GHz |

Unwanted Emissions 30000-40000 MHz

Variant: 56MHz QPSK, Channel: 11.22 GHz, Chain b, Temp: ambient, Voltage: 50 Vdc

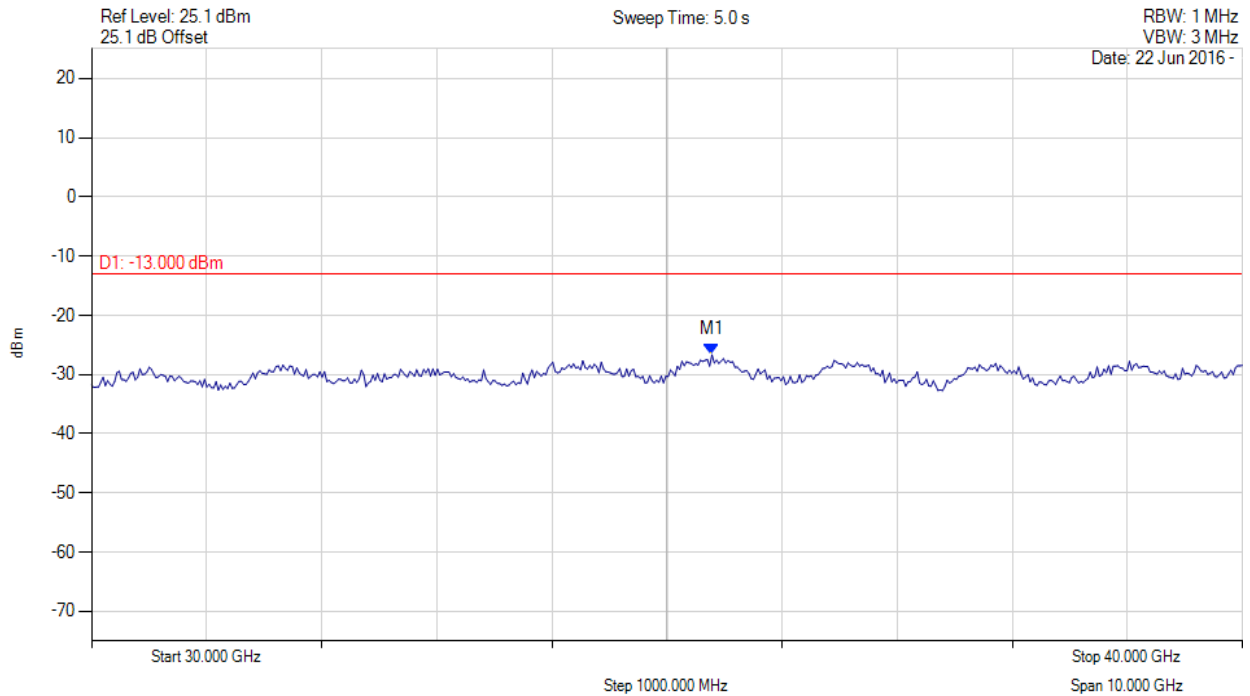


| Analyzer Setup | Marker:Frequency:Amplitude | Test Results |
|---|-------------------------------|------------------------------|
| Detector = MAX PEAK Sweep Count = 0 RF Atten (dB) = 10 Trace Mode = VIEW | M1 : 35.271 GHz : -26.736 dBm | Channel Frequency: 11.22 GHz |

This test report may be reproduced in full only. The document may only be updated by MiCOM Labs personnel. Any changes will be noted in the Document History section of the report.

Unwanted Emissions 30000-40000 MHz

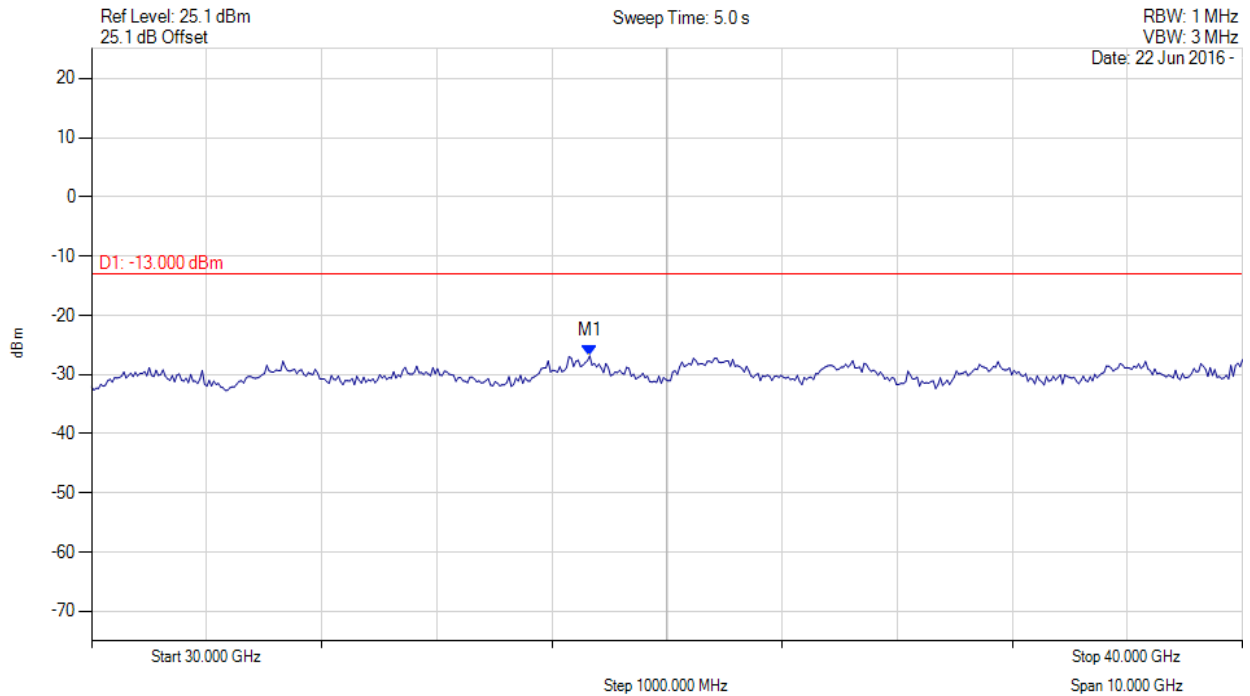
Variant: 56MHz QPSK, Channel: 11.65 GHz, Chain a, Temp: ambient, Voltage: 50 Vdc



| Analyzer Setup | Marker:Frequency:Amplitude | Test Results |
|---|-------------------------------|------------------------------|
| Detector = MAX PEAK Sweep Count = 0 RF Atten (dB) = 10 Trace Mode = VIEW | M1 : 35.391 GHz : -26.655 dBm | Channel Frequency: 11.65 GHz |

Unwanted Emissions 30000-40000 MHz

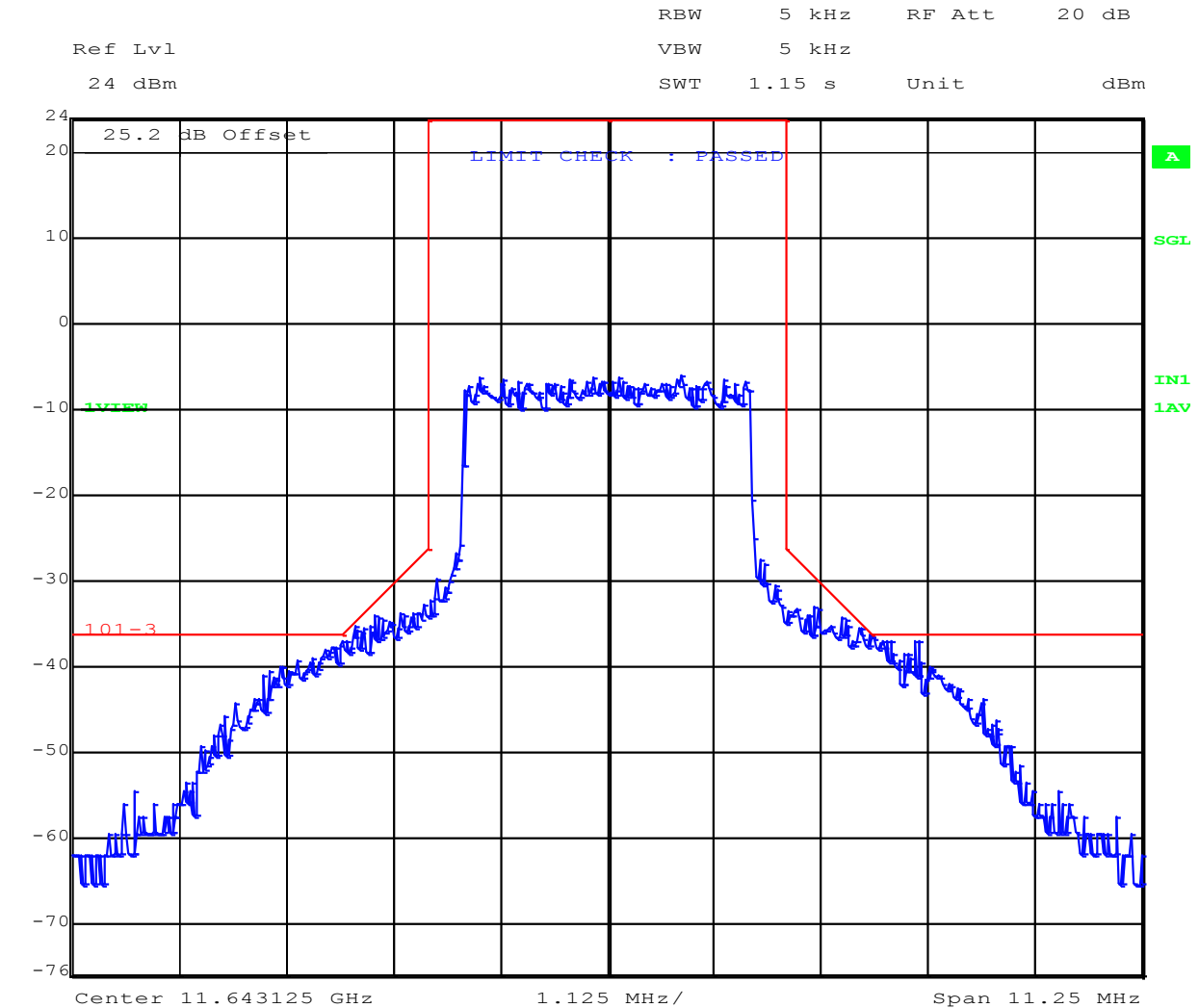
Variant: 56MHz QPSK, Channel: 11.65 GHz, Chain b, Temp: ambient, Voltage: 50 Vdc



| Analyzer Setup | Marker:Frequency:Amplitude | Test Results |
|---|-------------------------------|------------------------------|
| Detector = MAX PEAK Sweep Count = 0 RF Atten (dB) = 10 Trace Mode = VIEW | M1 : 34.329 GHz : -26.842 dBm | Channel Frequency: 11.65 GHz |

Spectrum Mask

Variant: 3.75MHz QPSK, Channel: 11.64 GHz, Chain a, Temp: ambient, Voltage: 50 Vdc



Date: 21.JUN.2016 15:26:04

This test report may be reproduced in full only. The document may only be updated by MiCOM Labs personnel. Any changes will be noted in the Document History section of the report.

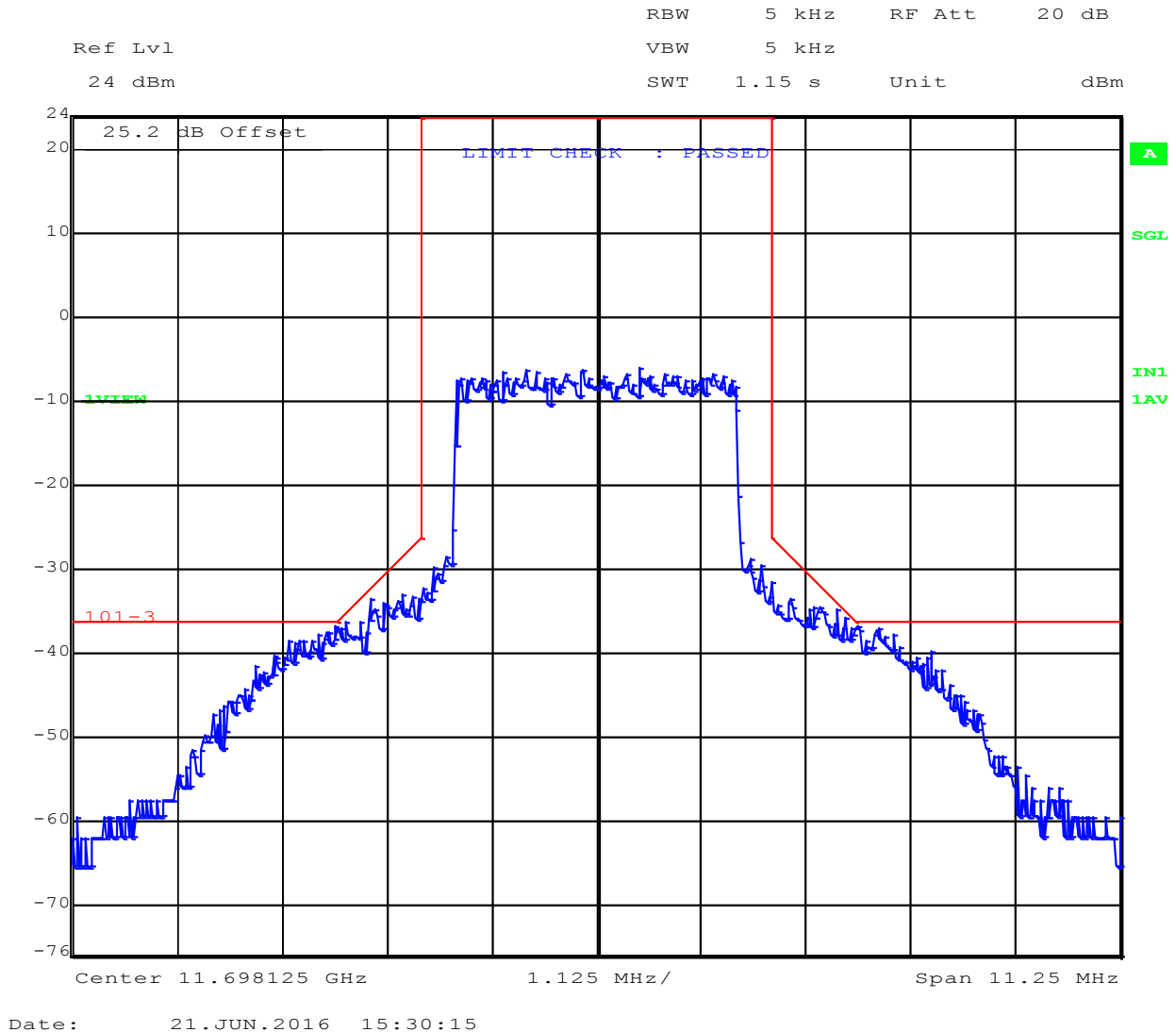


Title: Ubiquiti Networks AF-11FX
To: FCC 47 CFR Part 101, Part 15B
Serial #: UBIQ01-U2 Rev B
Issue Date: 27th September 2016
Page: 333 of 379



Spectrum Mask

Variant: 3.75MHz QPSK, Channel: 11.70 GHz, Chain a, Temp: ambient, Voltage: 50 Vdc

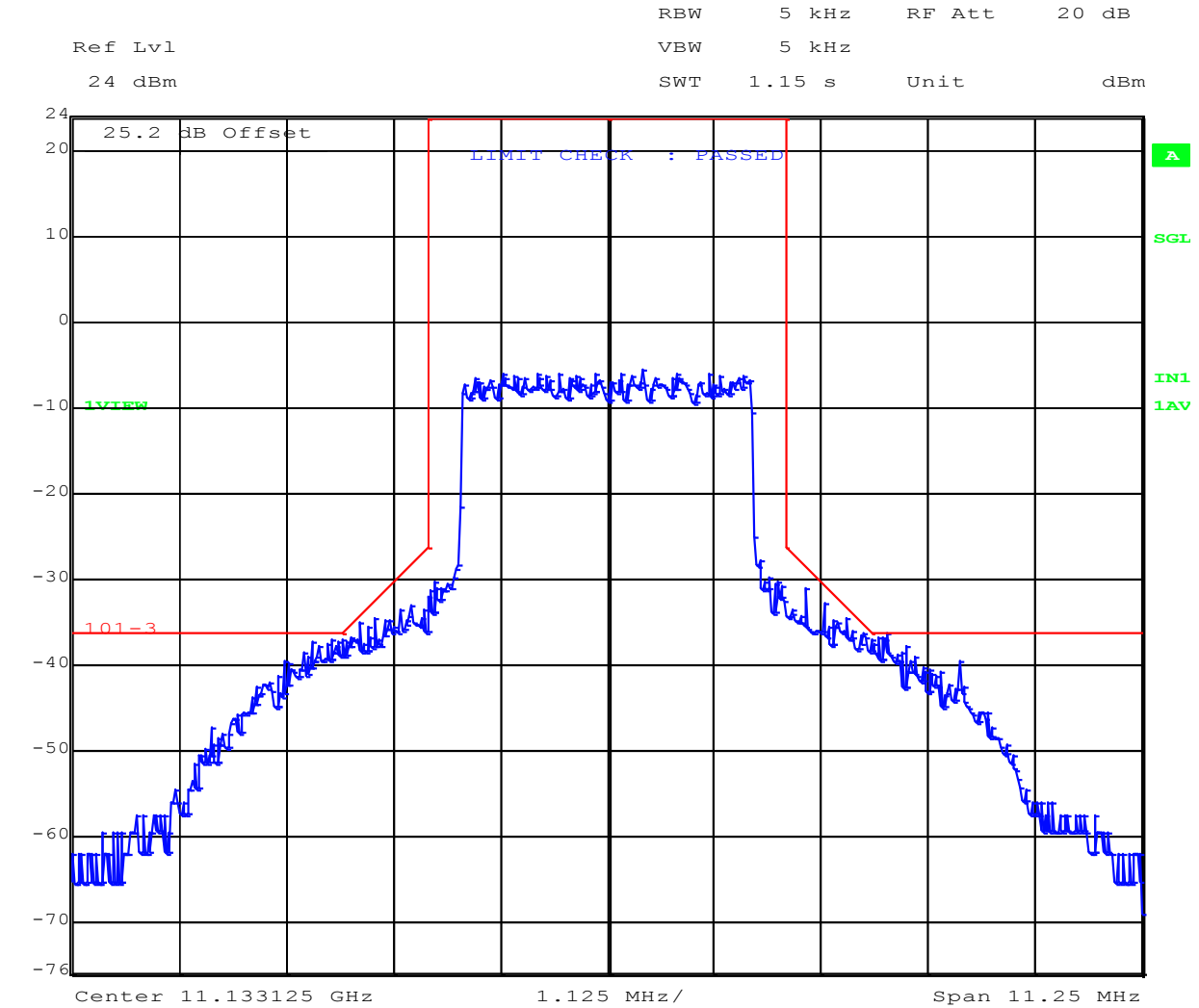


This test report may be reproduced in full only. The document may only be updated by MiCOM Labs personnel. Any changes will be noted in the Document History section of the report.



Spectrum Mask

Variant: 3.75MHz 1024QAM, Channel: 11.13 GHz, Chain a, Temp: ambient, Voltage: 50 Vdc



Date: 21.JUN.2016 15:40:07

This test report may be reproduced in full only. The document may only be updated by MiCOM Labs personnel. Any changes will be noted in the Document History section of the report.

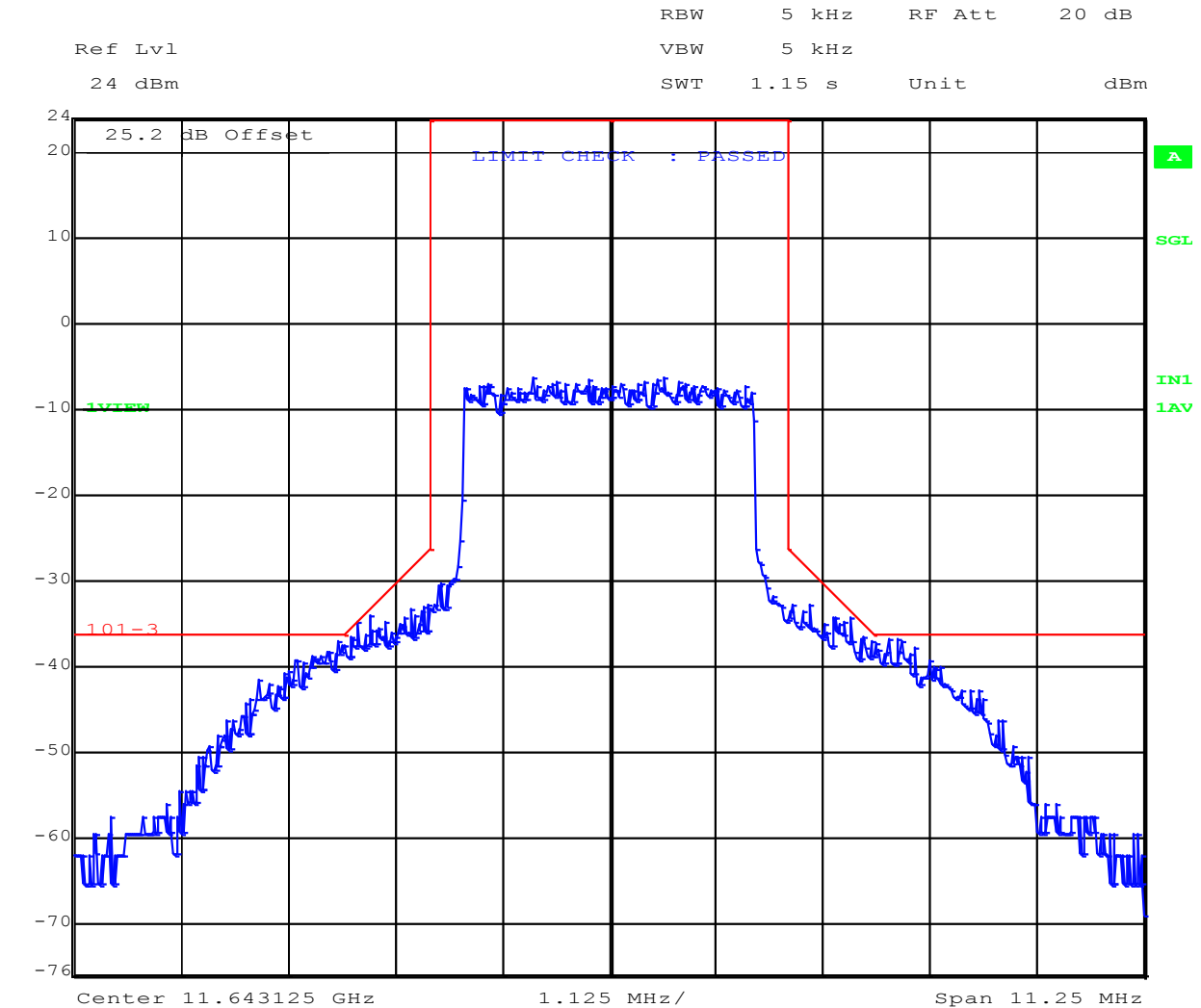


Title: Ubiquiti Networks AF-11FX
To: FCC 47 CFR Part 101, Part 15B
Serial #: UBIQ01-U2 Rev B
Issue Date: 27th September 2016
Page: 335 of 379



Spectrum Mask

Variant: 3.75MHz 1024QAM, Channel: 11.64 GHz, Chain a, Temp: ambient, Voltage: 50 Vdc



Date: 21.JUN.2016 15:37:25

This test report may be reproduced in full only. The document may only be updated by MiCOM Labs personnel. Any changes will be noted in the Document History section of the report.

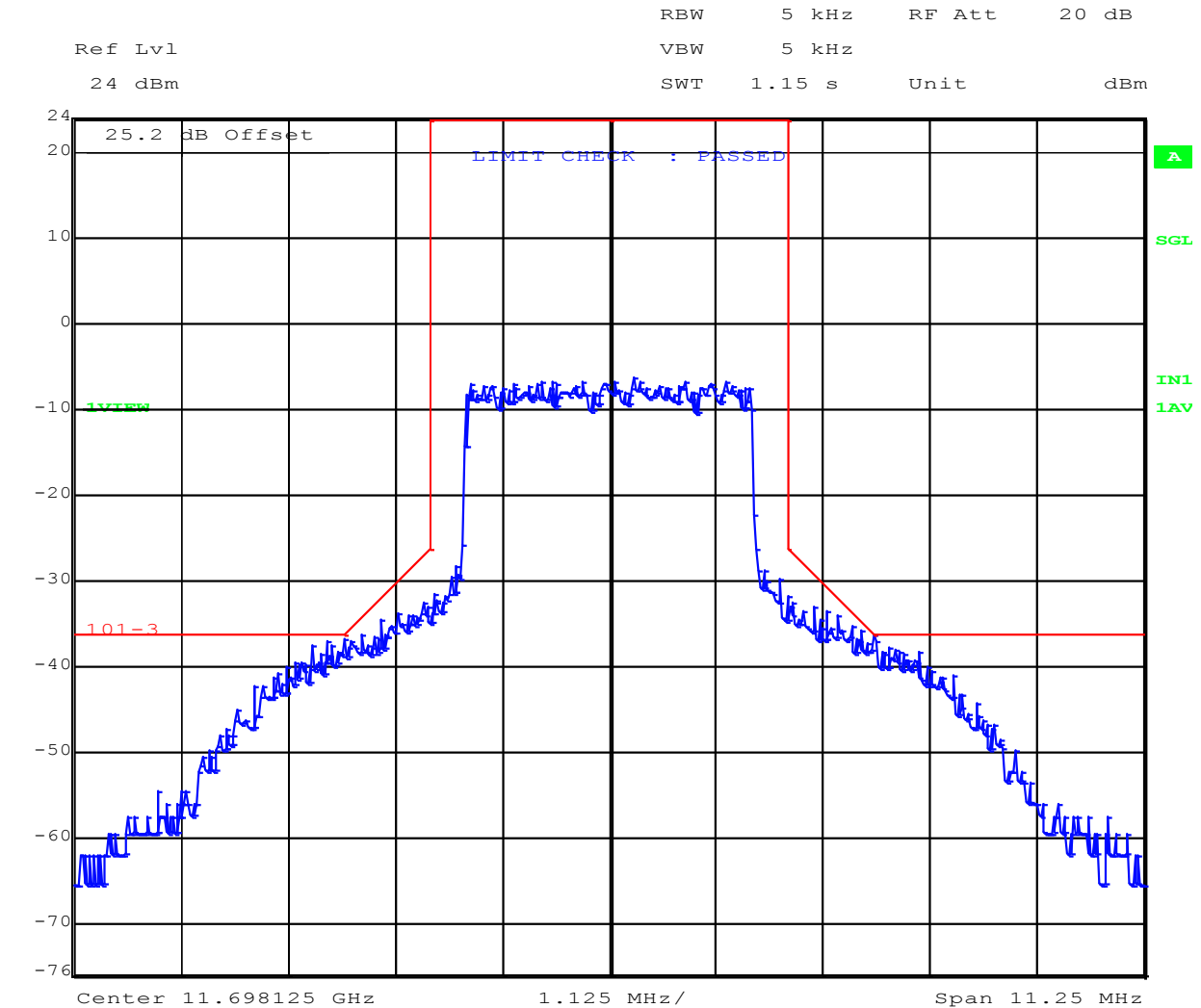


Title: Ubiquiti Networks AF-11FX
To: FCC 47 CFR Part 101, Part 15B
Serial #: UBIQ01-U2 Rev B
Issue Date: 27th September 2016
Page: 336 of 379



Spectrum Mask

Variant: 3.75MHz 1024QAM, Channel: 11.70 GHz, Chain a, Temp: ambient, Voltage: 50 Vdc

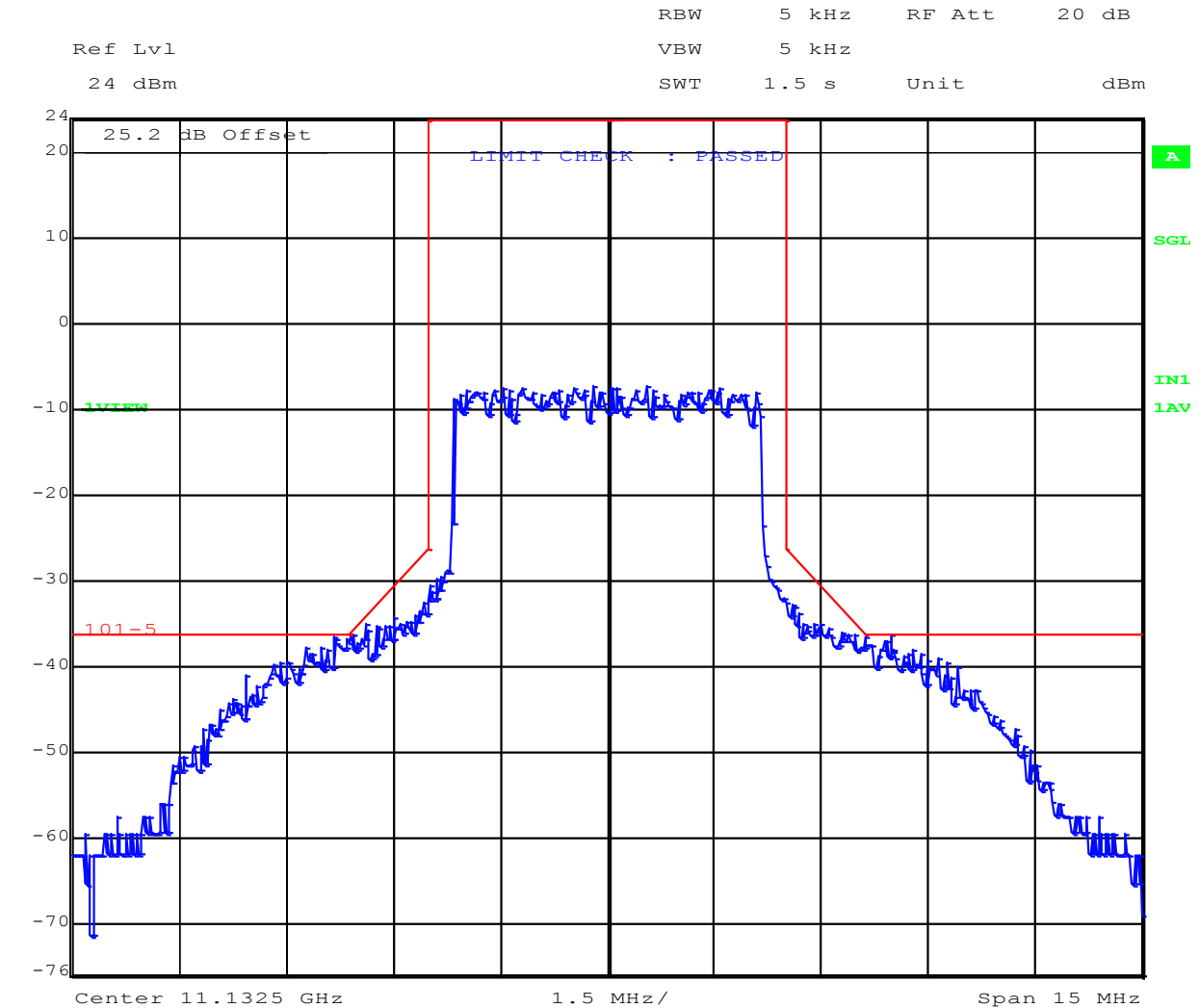


Date: 21.JUN.2016 15:34:40

This test report may be reproduced in full only. The document may only be updated by MiCOM Labs personnel. Any changes will be noted in the Document History section of the report.

Spectrum Mask

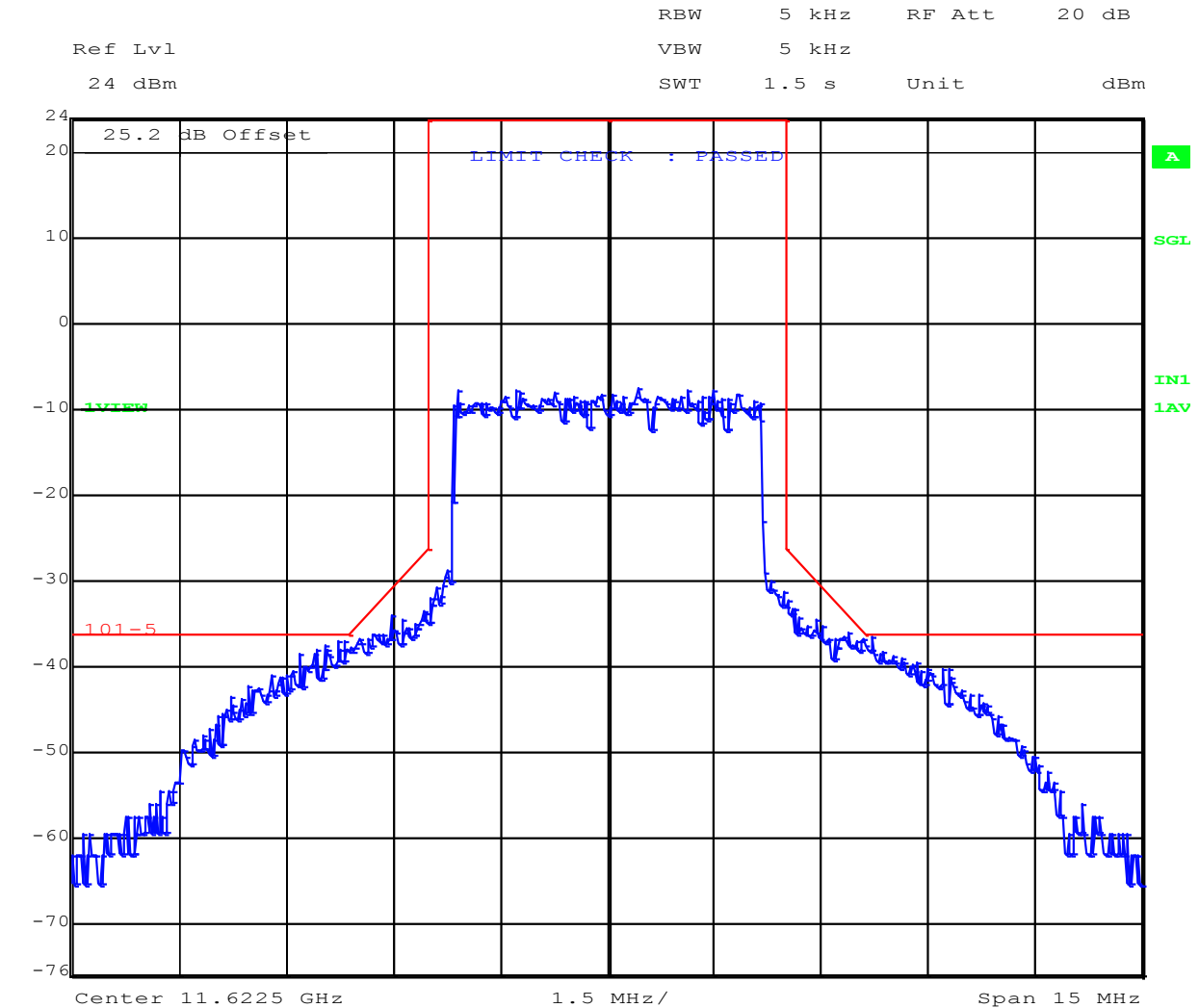
Variant: 5MHz QPSK, Channel: 11.13 GHz, Chain a, Temp: ambient, Voltage: 50 Vdc



Date: 21.JUN.2016 14:50:53

Spectrum Mask

Variant: 5MHz QPSK, Channel: 11.62 GHz, Chain a, Temp: ambient, Voltage: 50 Vdc



Date: 21.JUN.2016 14:47:07

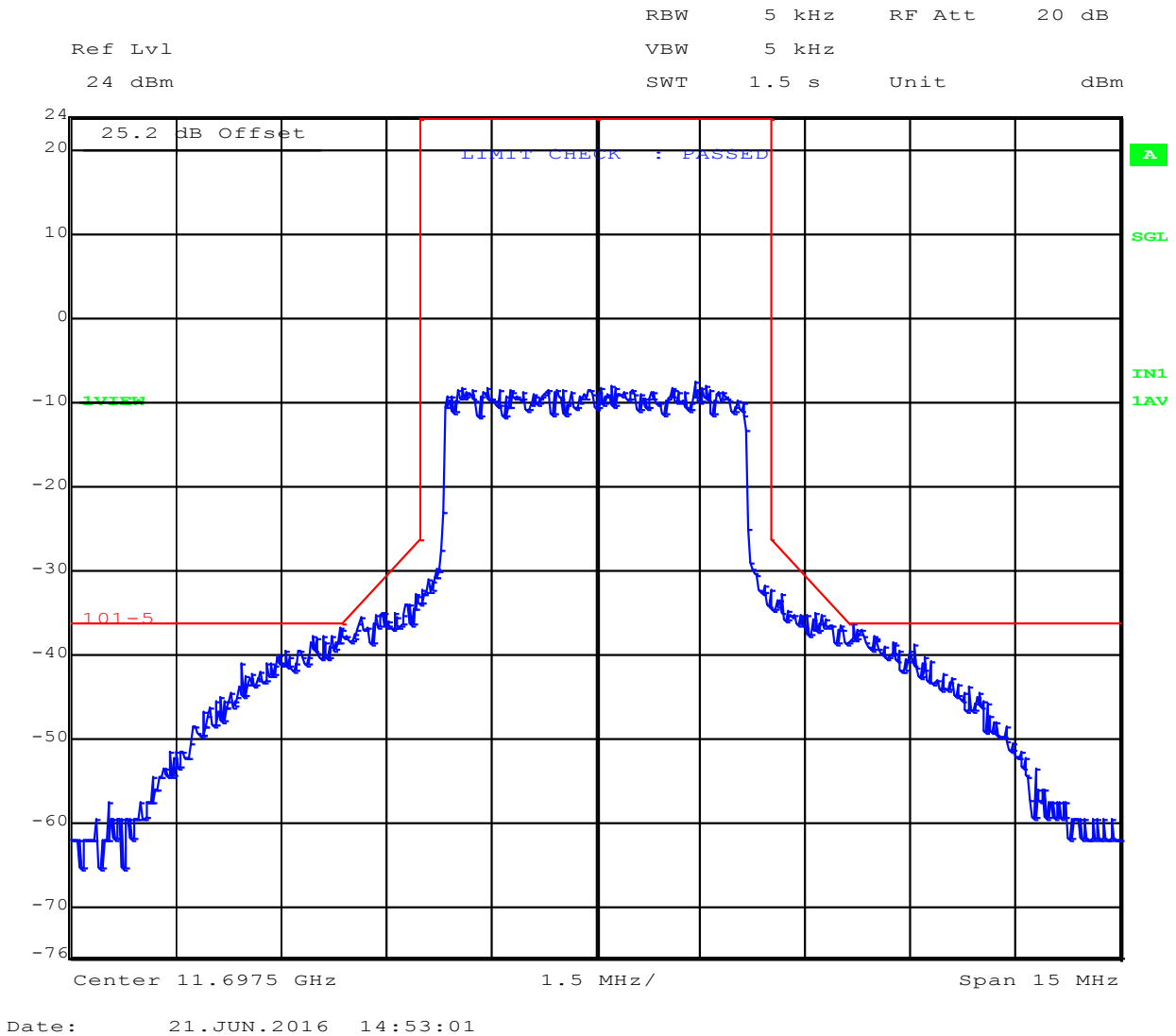


Title: Ubiquiti Networks AF-11FX
To: FCC 47 CFR Part 101, Part 15B
Serial #: UBIQ01-U2 Rev B
Issue Date: 27th September 2016
Page: 339 of 379



Spectrum Mask

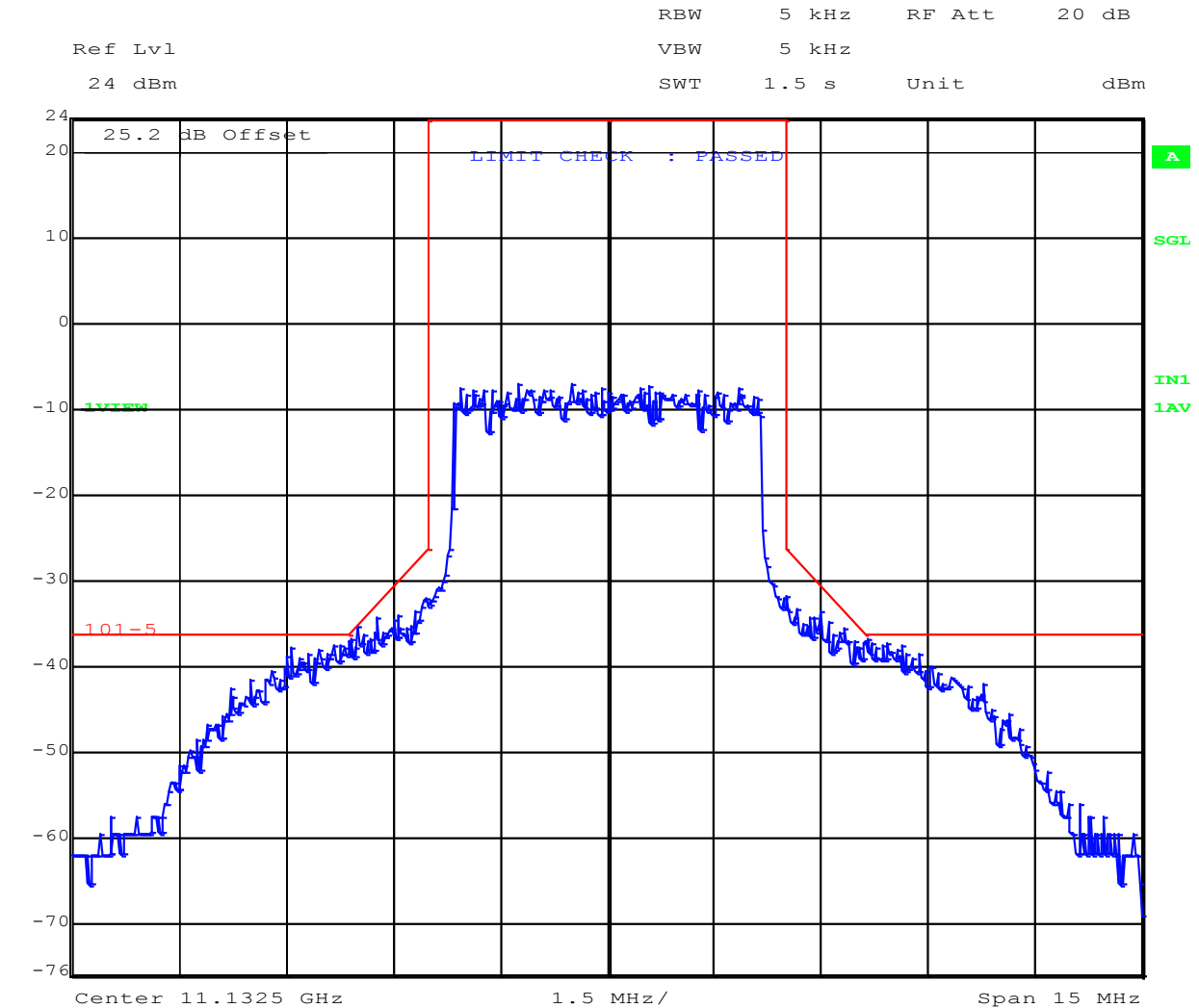
Variant: 5MHz QPSK, Channel: 11.70 GHz, Chain a, Temp: ambient, Voltage: 50 Vdc



This test report may be reproduced in full only. The document may only be updated by MiCOM Labs personnel. Any changes will be noted in the Document History section of the report.

Spectrum Mask

Variant: 5MHz 1024QAM, Channel: 11.13 GHz, Chain a, Temp: ambient, Voltage: 50 Vdc



Date: 21.JUN.2016 15:00:41

This test report may be reproduced in full only. The document may only be updated by MiCOM Labs personnel. Any changes will be noted in the Document History section of the report.

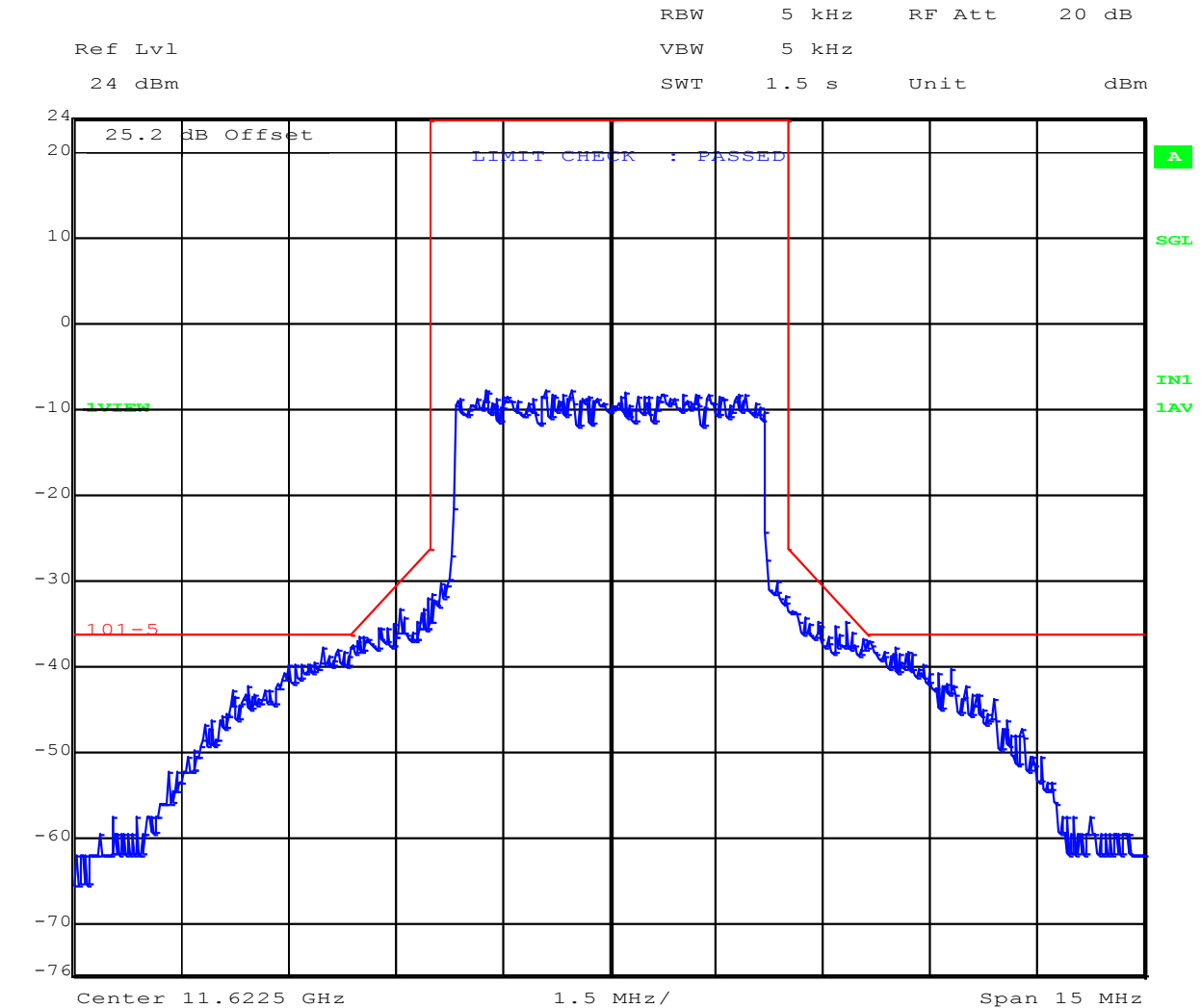


Title: Ubiquiti Networks AF-11FX
To: FCC 47 CFR Part 101, Part 15B
Serial #: UBIQ01-U2 Rev B
Issue Date: 27th September 2016
Page: 341 of 379



Spectrum Mask

Variant: 5MHz 1024QAM, Channel: 11.62 GHz, Chain a, Temp: ambient, Voltage: 50 Vdc



Date: 21.JUN.2016 15:03:16

This test report may be reproduced in full only. The document may only be updated by MiCOM Labs personnel. Any changes will be noted in the Document History section of the report.

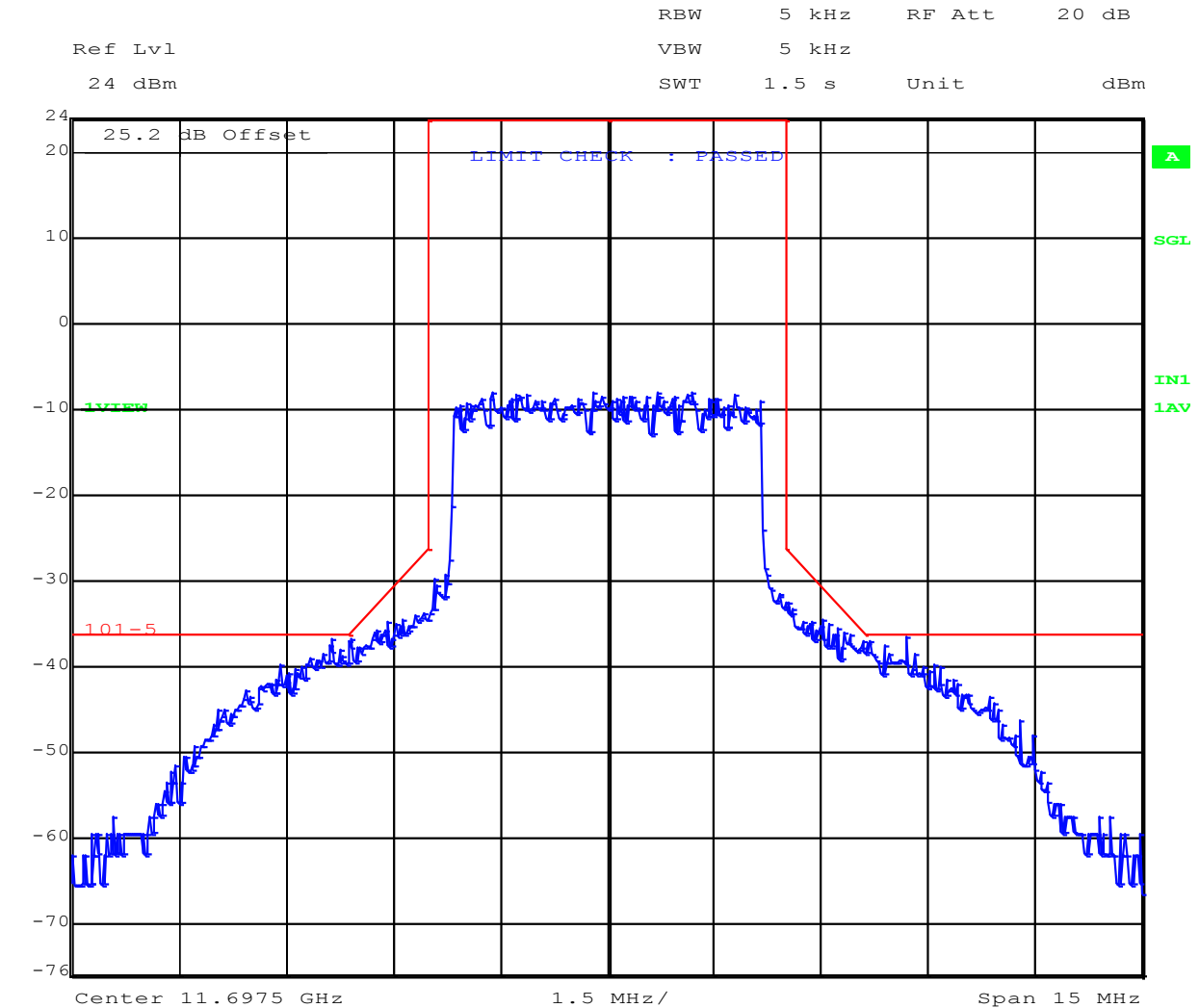


Title: Ubiquiti Networks AF-11FX
To: FCC 47 CFR Part 101, Part 15B
Serial #: UBIQ01-U2 Rev B
Issue Date: 27th September 2016
Page: 342 of 379



Spectrum Mask

Variant: 5MHz 1024QAM, Channel: 11.70 GHz, Chain a, Temp: ambient, Voltage: 50 Vdc

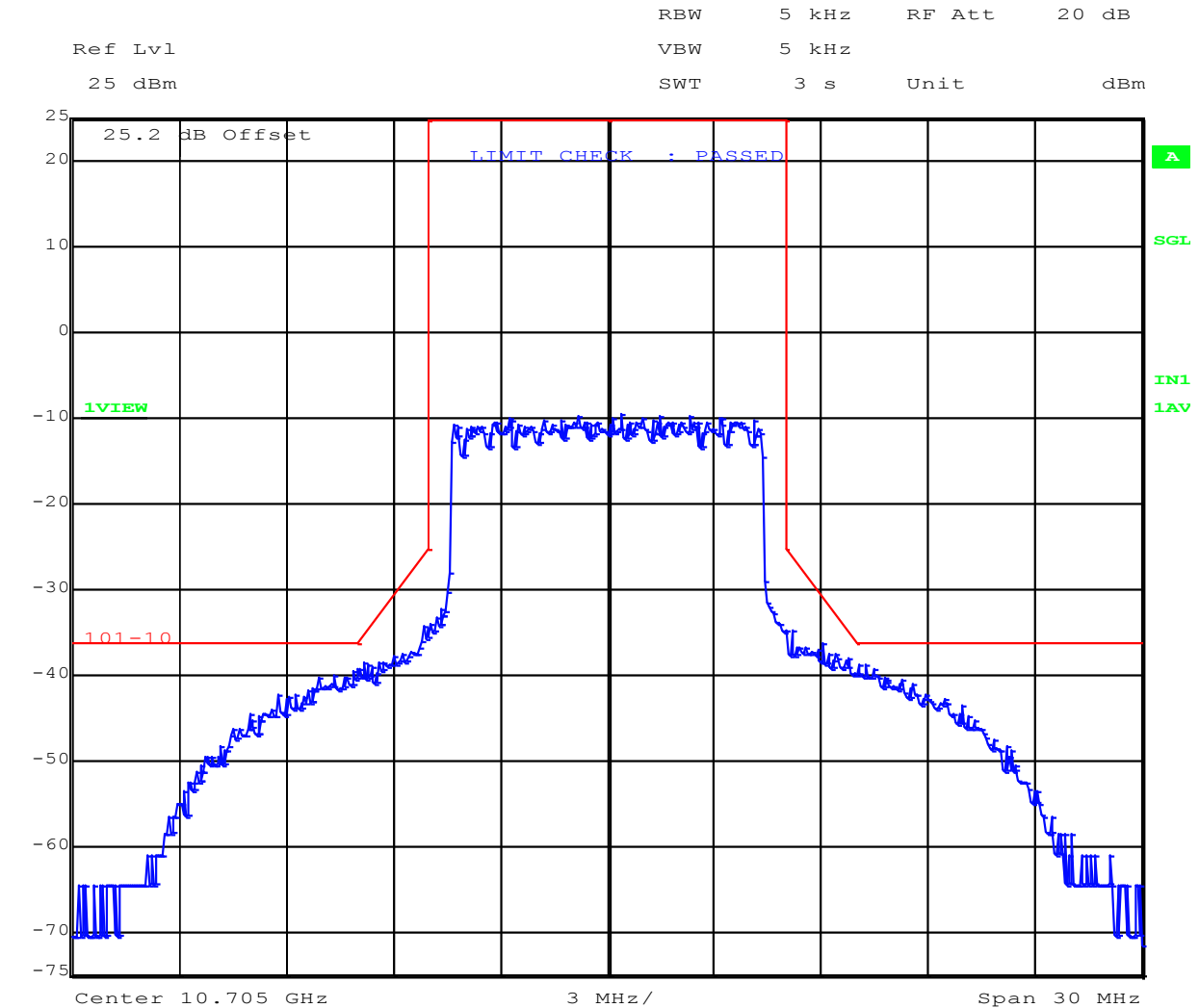


Date: 21.JUN.2016 14:56:59

This test report may be reproduced in full only. The document may only be updated by MiCOM Labs personnel. Any changes will be noted in the Document History section of the report.

Spectrum Mask

Variant: 10MHz QPSK, Channel: 10.71 GHz, Chain a, Temp: ambient, Voltage: 50 Vdc



Date: 21.JUN.2016 14:19:27

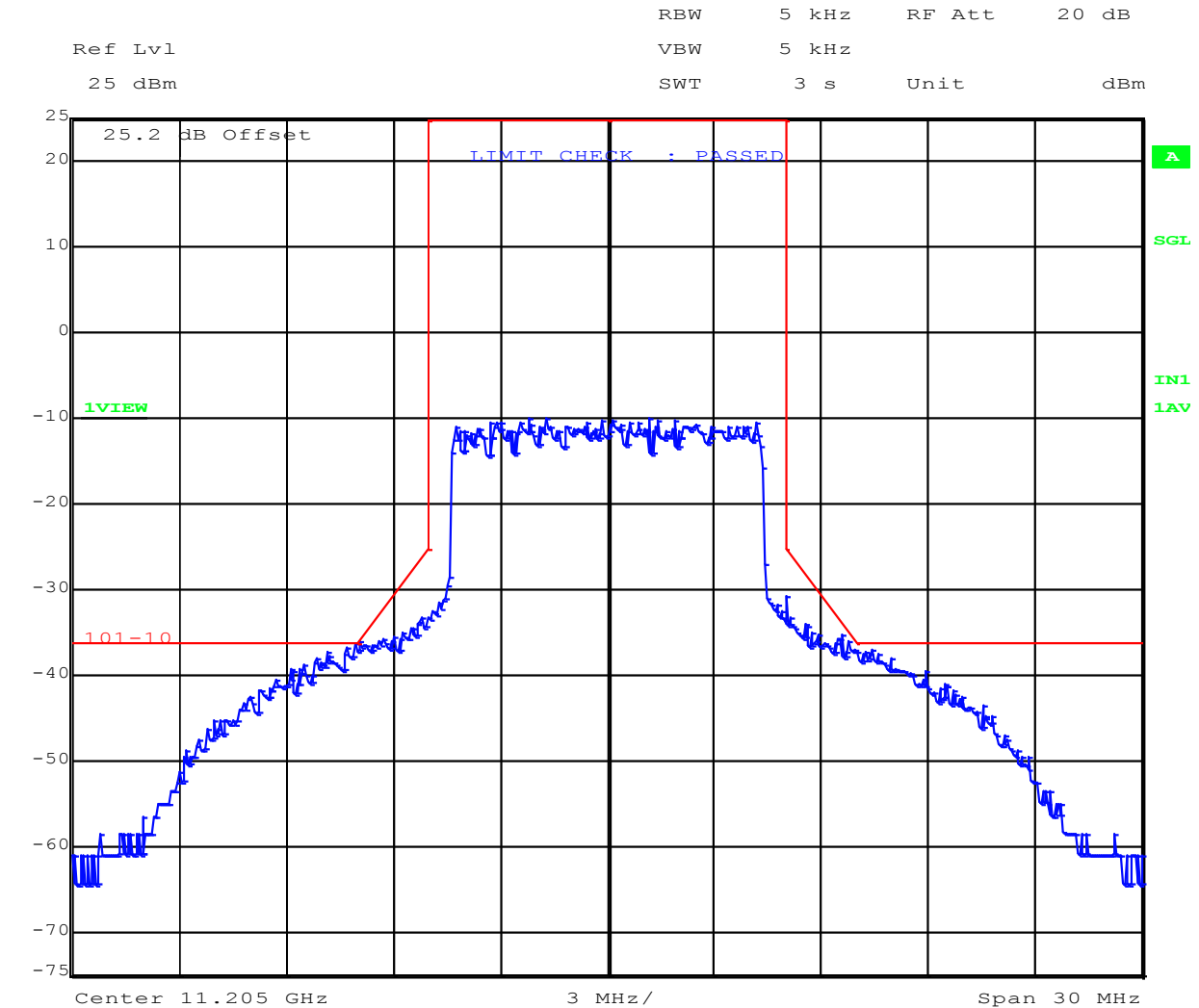


Title: Ubiquiti Networks AF-11FX
To: FCC 47 CFR Part 101, Part 15B
Serial #: UBIQ01-U2 Rev B
Issue Date: 27th September 2016
Page: 344 of 379



Spectrum Mask

Variant: 10MHz QPSK, Channel: 11.21 GHz, Chain a, Temp: ambient, Voltage: 50 Vdc

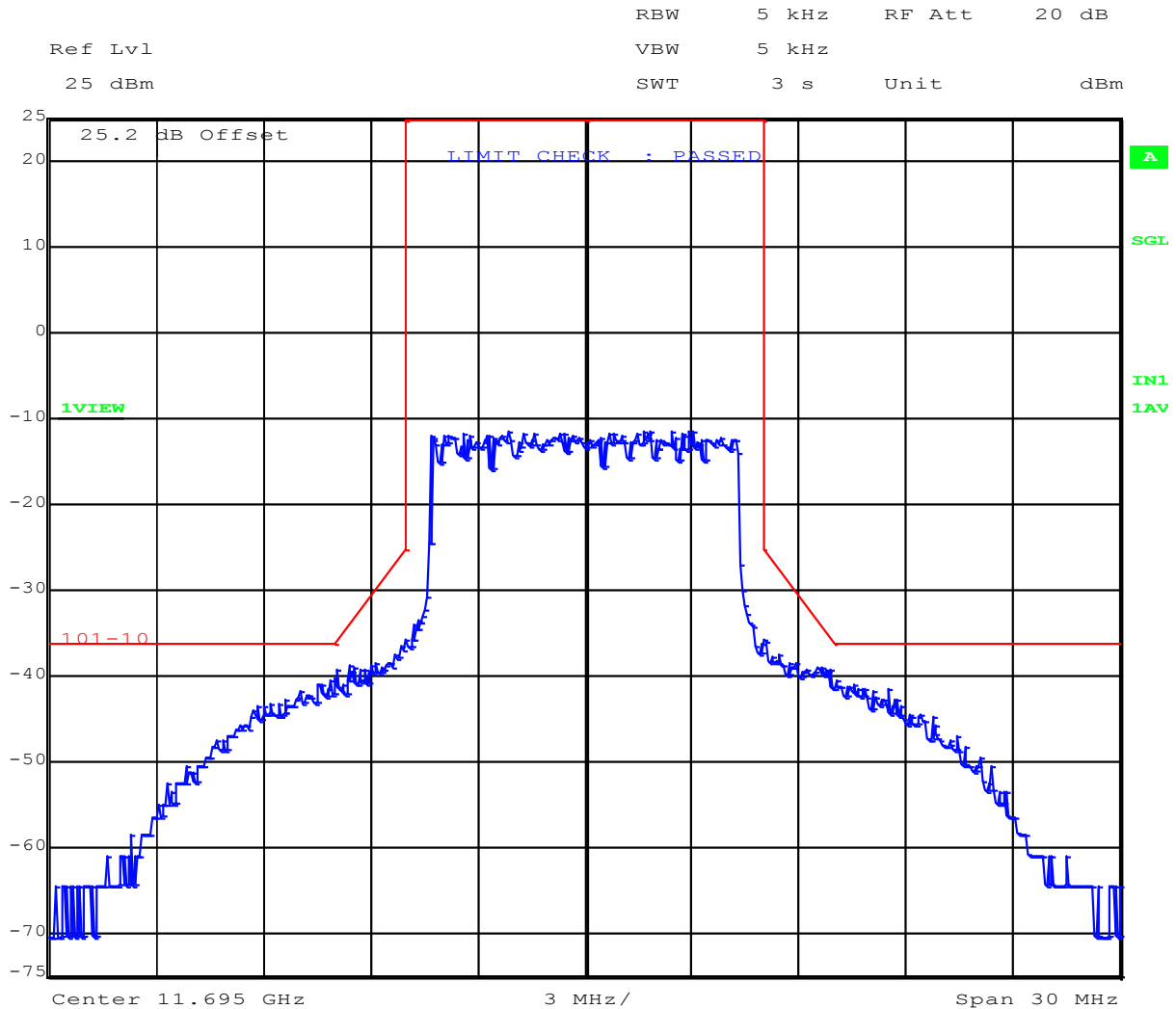


Date: 21.JUN.2016 14:20:41

This test report may be reproduced in full only. The document may only be updated by MiCOM Labs personnel. Any changes will be noted in the Document History section of the report.

Spectrum Mask

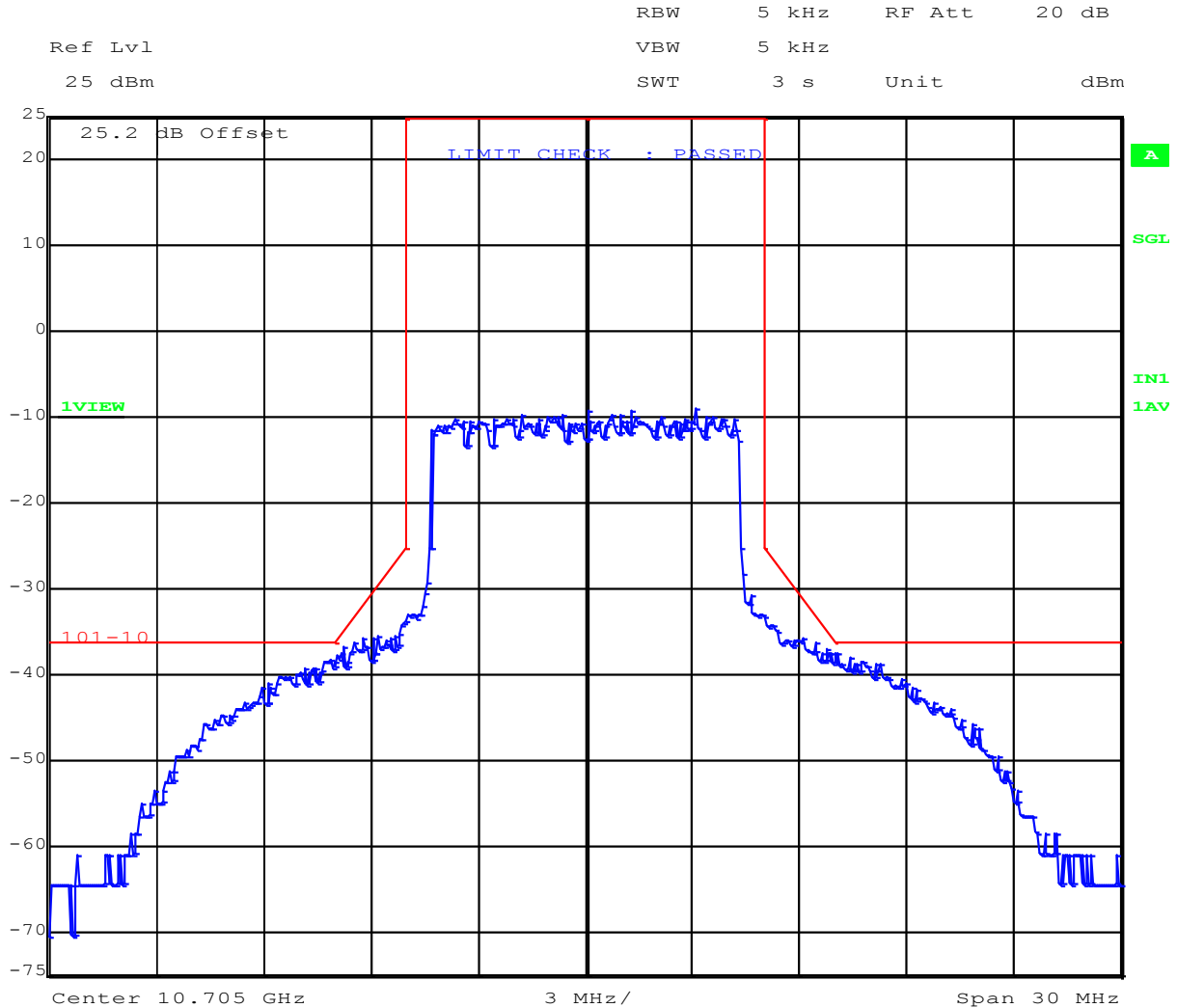
Variant: 10MHz QPSK, Channel: 11.70 GHz, Chain a, Temp: ambient, Voltage: 50 Vdc



Date: 21.JUN.2016 14:23:41

Spectrum Mask

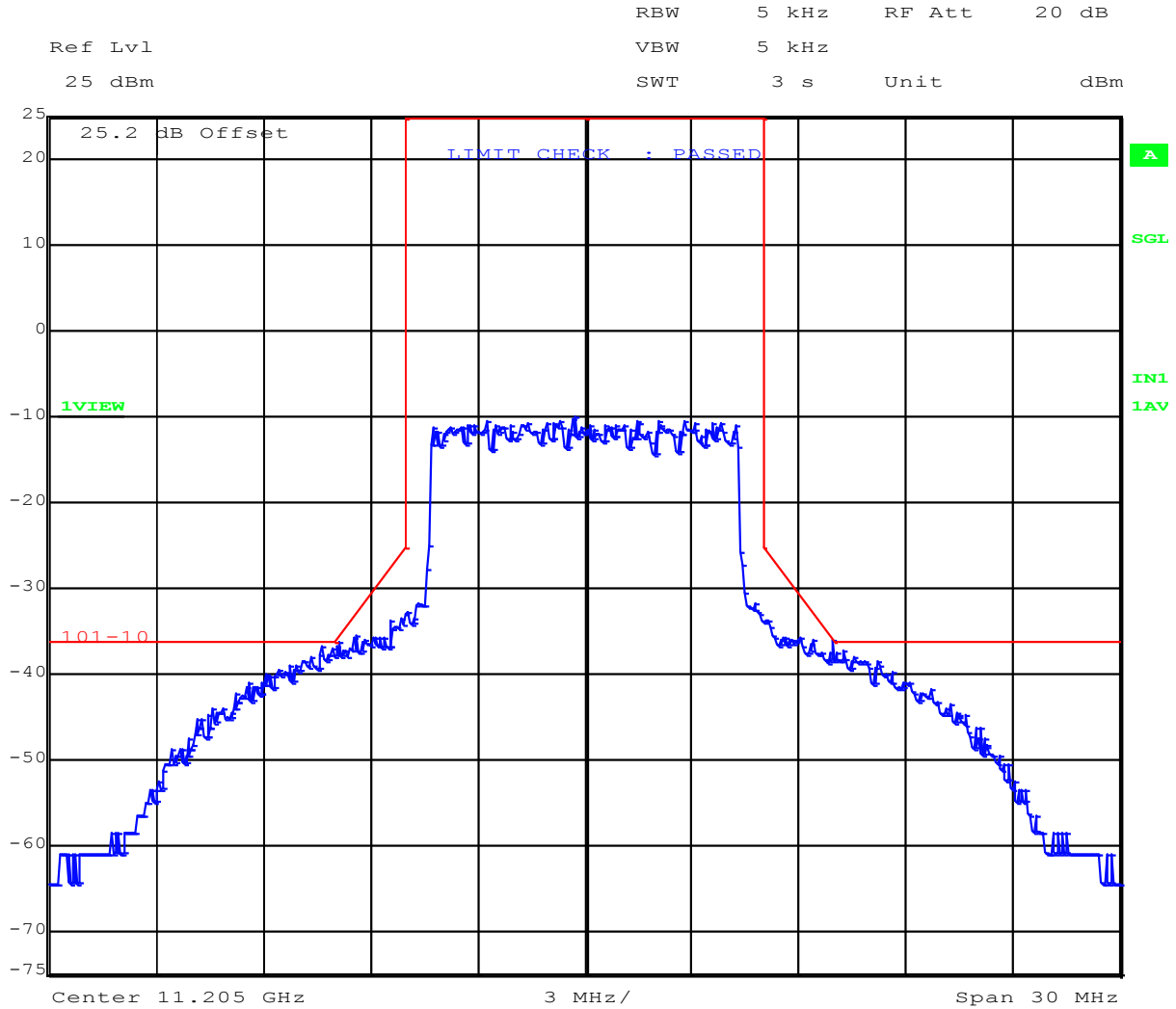
Variant: 10MHz 1024QAM, Channel: 10.71 GHz, Chain a, Temp: ambient, Voltage: 50 Vdc



Date: 21.JUN.2016 14:30:54

Spectrum Mask

Variant: 10MHz 1024QAM, Channel: 11.21 GHz, Chain a, Temp: ambient, Voltage: 50 Vdc



Date: 21.JUN.2016 14:28:10

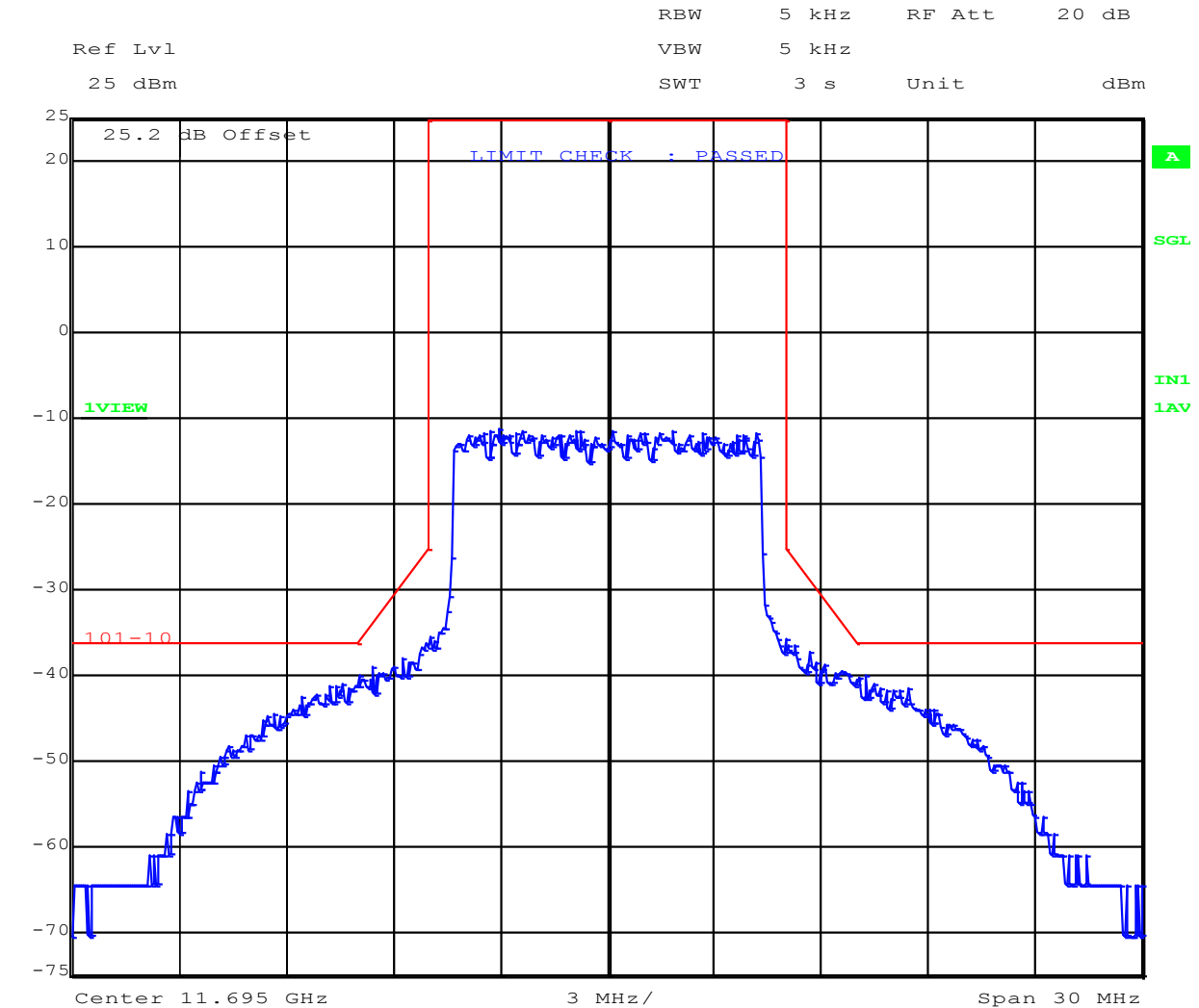


Title: Ubiquiti Networks AF-11FX
To: FCC 47 CFR Part 101, Part 15B
Serial #: UBIQ01-U2 Rev B
Issue Date: 27th September 2016
Page: 348 of 379



Spectrum Mask

Variant: 10MHz 1024QAM, Channel: 11.70 GHz, Chain a, Temp: ambient, Voltage: 50 Vdc



Date: 21.JUN.2016 14:24:04

This test report may be reproduced in full only. The document may only be updated by MiCOM Labs personnel. Any changes will be noted in the Document History section of the report.

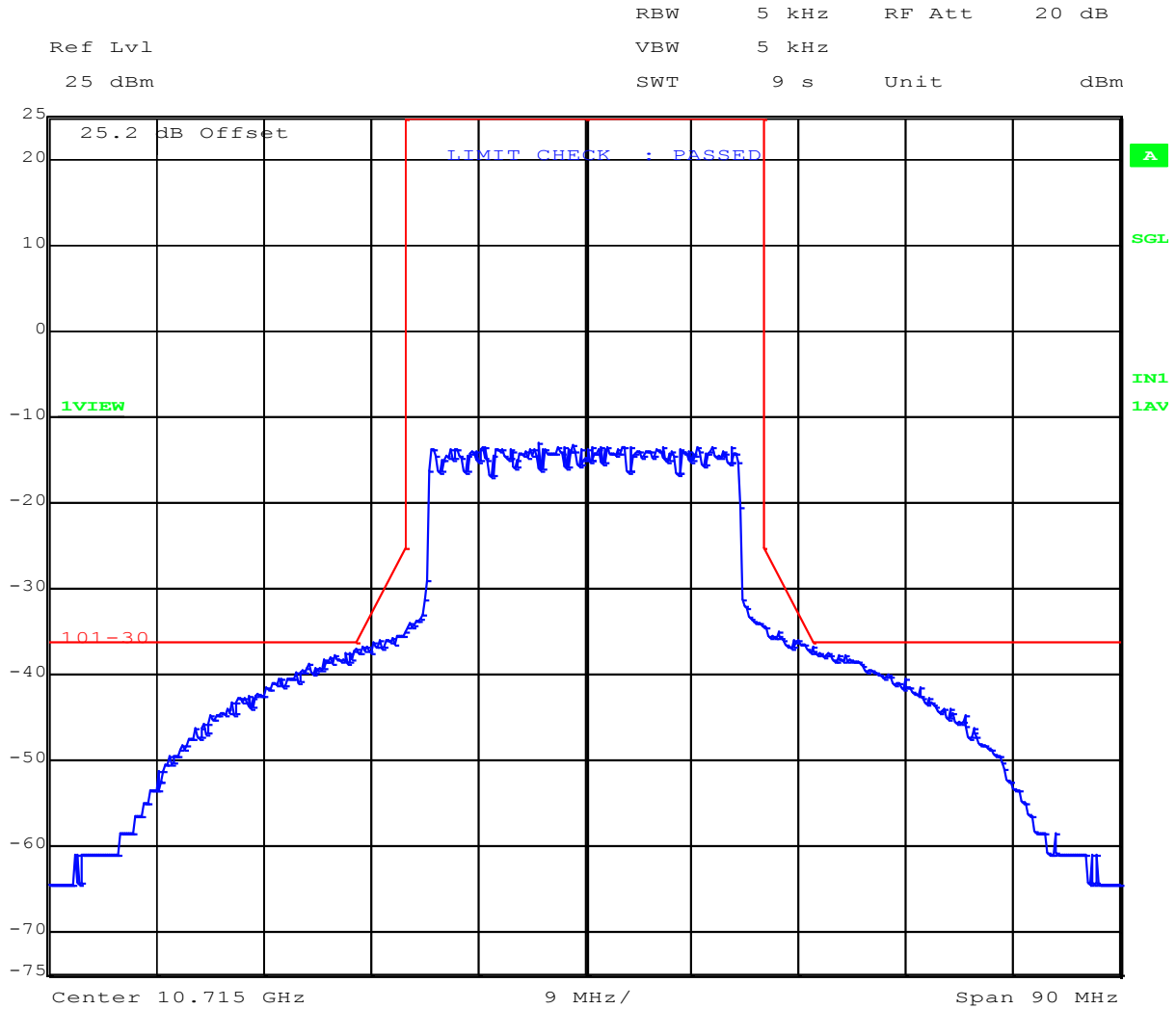


Title: Ubiquiti Networks AF-11FX
To: FCC 47 CFR Part 101, Part 15B
Serial #: UBIQ01-U2 Rev B
Issue Date: 27th September 2016
Page: 349 of 379



Spectrum Mask

Variant: 30MHz QPSK, Channel: 10.74 GHz, Chain a, Temp: ambient, Voltage: 50 Vdc

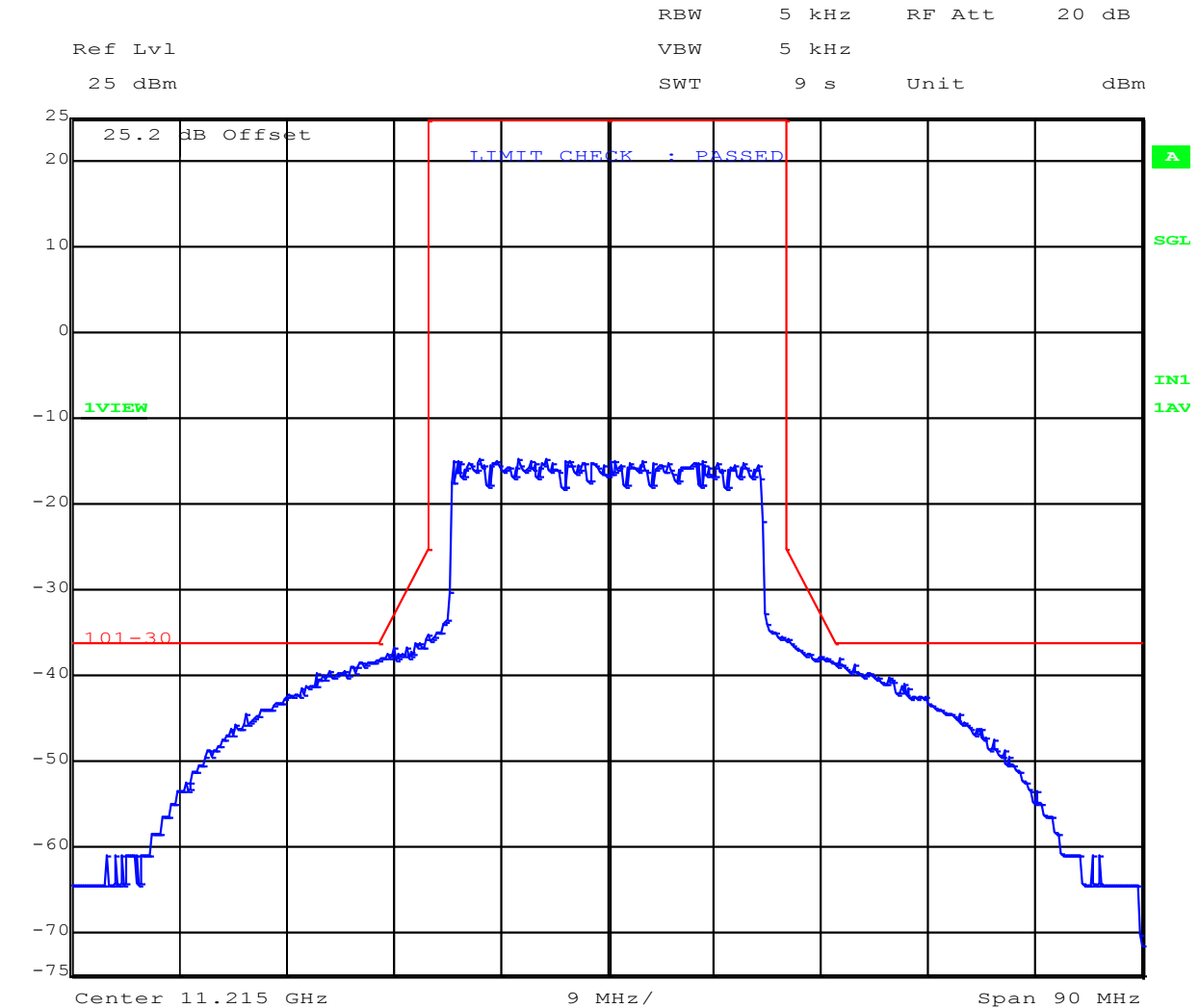


Date: 21.JUN.2016 14:03:41

This test report may be reproduced in full only. The document may only be updated by MiCOM Labs personnel. Any changes will be noted in the Document History section of the report.

Spectrum Mask

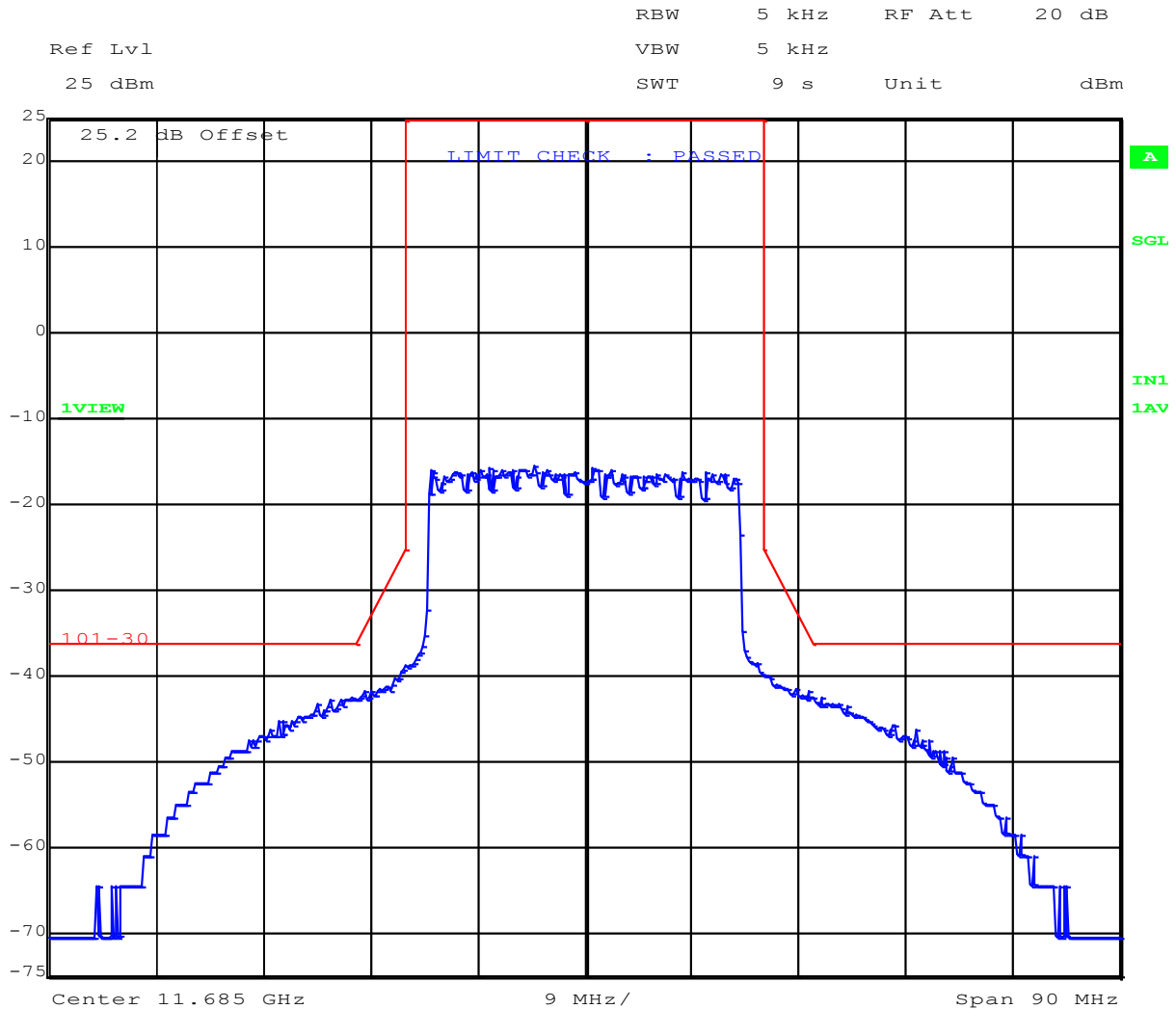
Variant: 30MHz QPSK, Channel: 11.22 GHz, Chain a, Temp: ambient, Voltage: 50 Vdc



Date: 21.JUN.2016 14:05:50

Spectrum Mask

Variant: 30MHz QPSK, Channel: 11.69 GHz, Chain a, Temp: ambient, Voltage: 50 Vdc



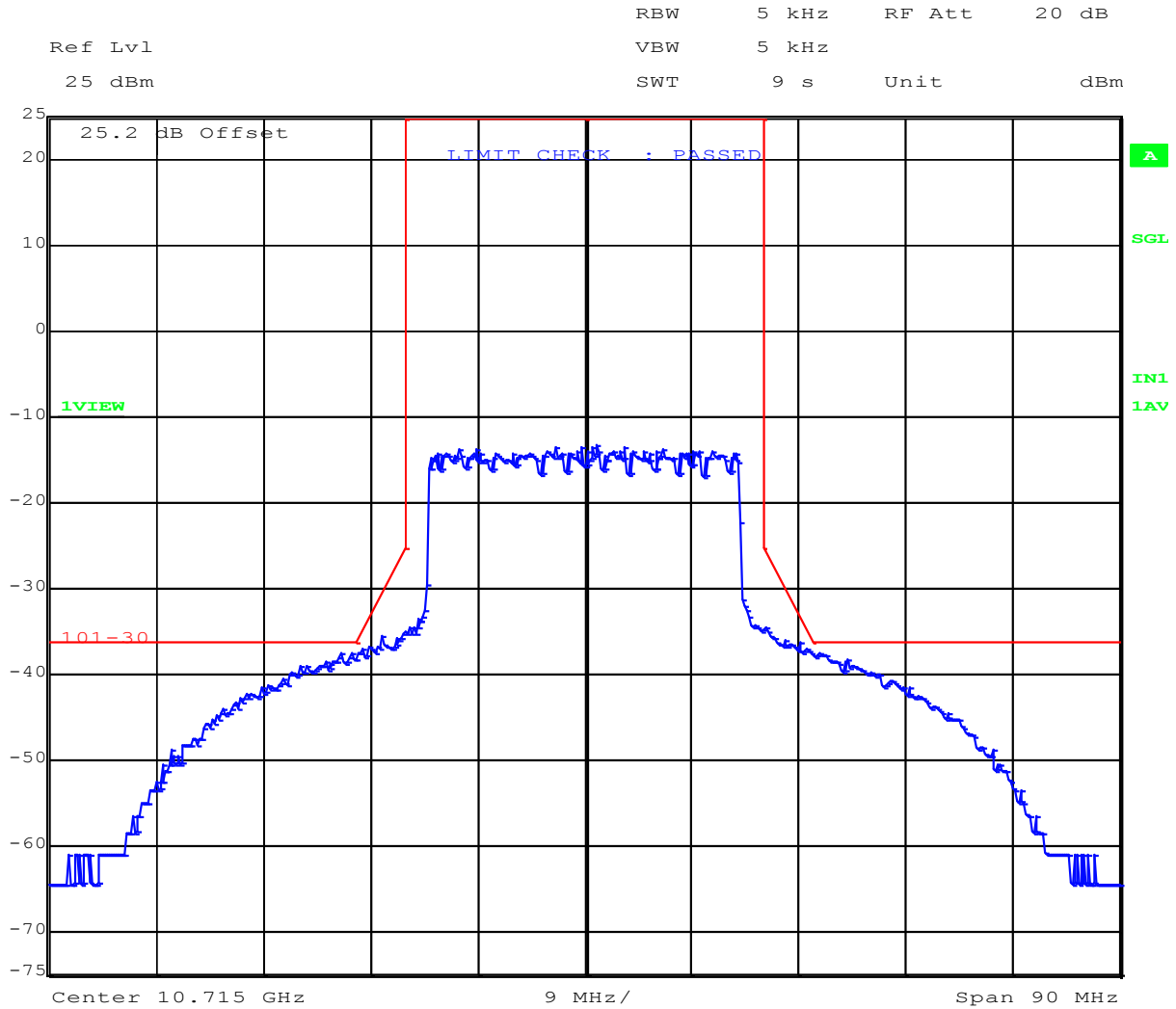
Date: 21.JUN.2016 14:09:23

This test report may be reproduced in full only. The document may only be updated by MiCOM Labs personnel. Any changes will be noted in the Document History section of the report.



Spectrum Mask

Variant: 30MHz 1024QAM, Channel: 10.72 GHz, Chain a, Temp: ambient, Voltage: 50 Vdc



Date: 21.JUN.2016 14:13:55

This test report may be reproduced in full only. The document may only be updated by MiCOM Labs personnel. Any changes will be noted in the Document History section of the report.

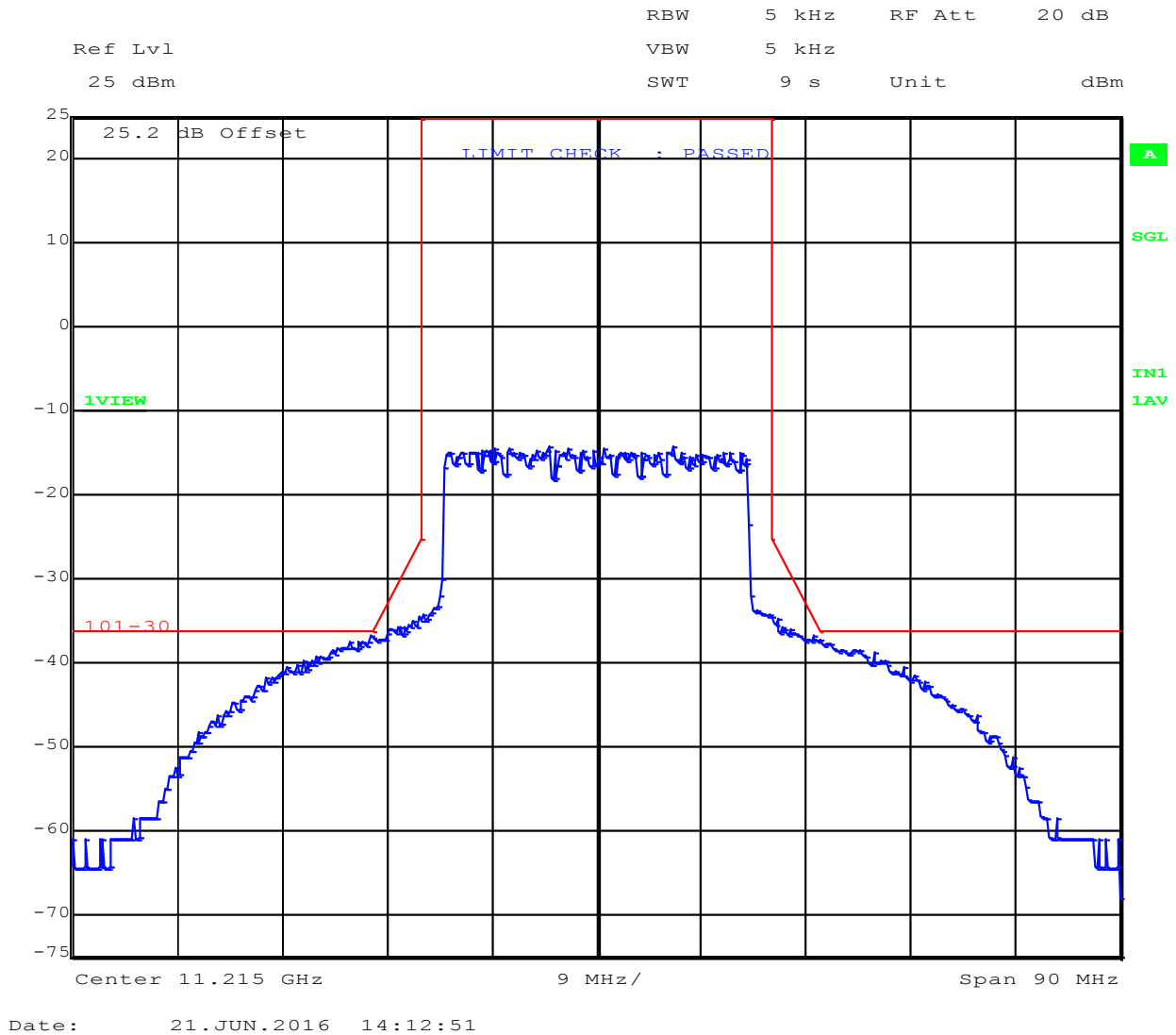


Title: Ubiquiti Networks AF-11FX
To: FCC 47 CFR Part 101, Part 15B
Serial #: UBIQ01-U2 Rev B
Issue Date: 27th September 2016
Page: 353 of 379



Spectrum Mask

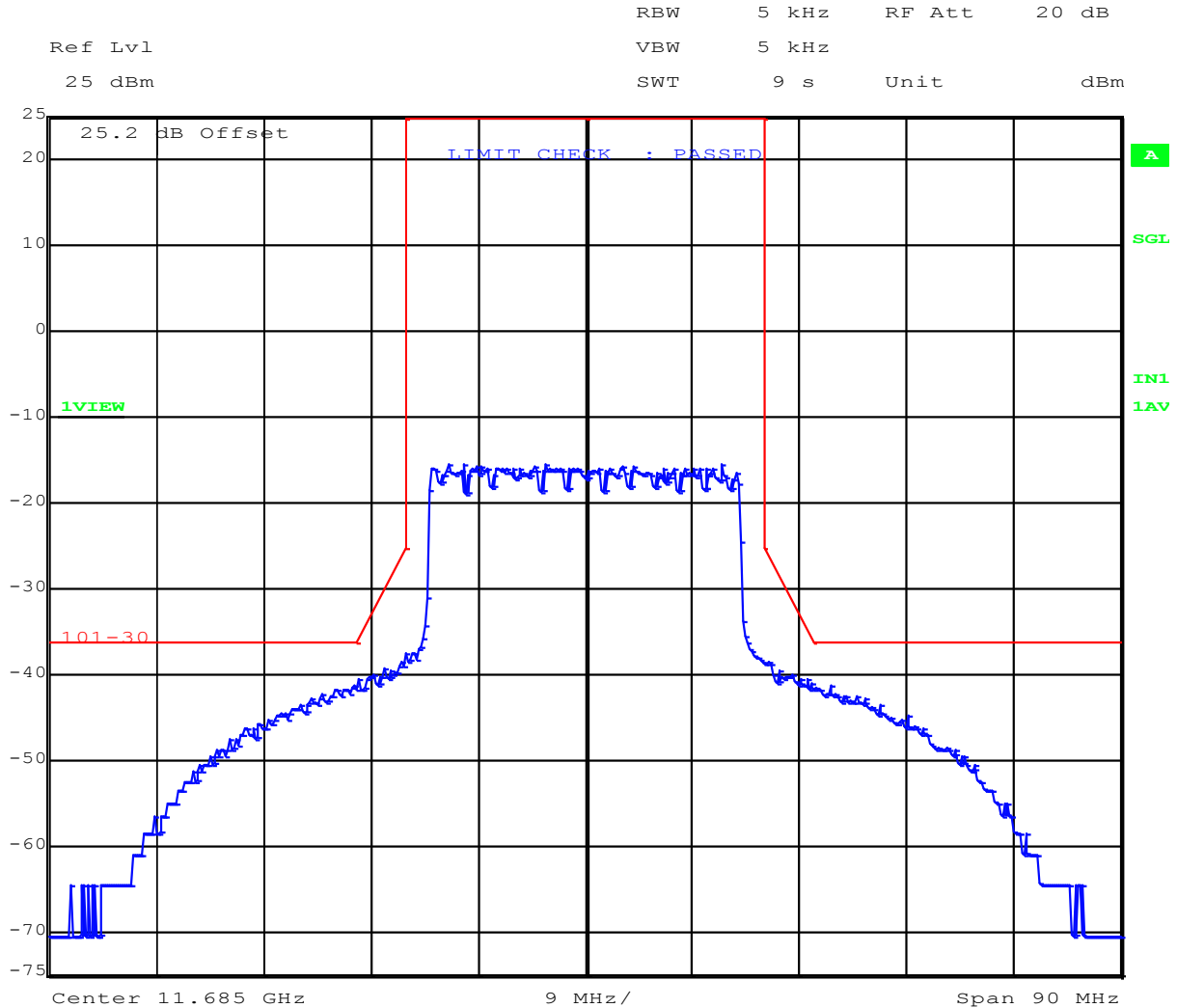
Variant: 30MHz 1024QAM, Channel: 11.22 GHz, Chain a, Temp: ambient, Voltage: 50 Vdc



This test report may be reproduced in full only. The document may only be updated by MiCOM Labs personnel. Any changes will be noted in the Document History section of the report.

Spectrum Mask

Variant: 30MHz 1024QAM, Channel: 11.69 GHz, Chain a, Temp: ambient, Voltage: 50 Vdc



Date: 21.JUN.2016 14:11:04

This test report may be reproduced in full only. The document may only be updated by MiCOM Labs personnel. Any changes will be noted in the Document History section of the report.

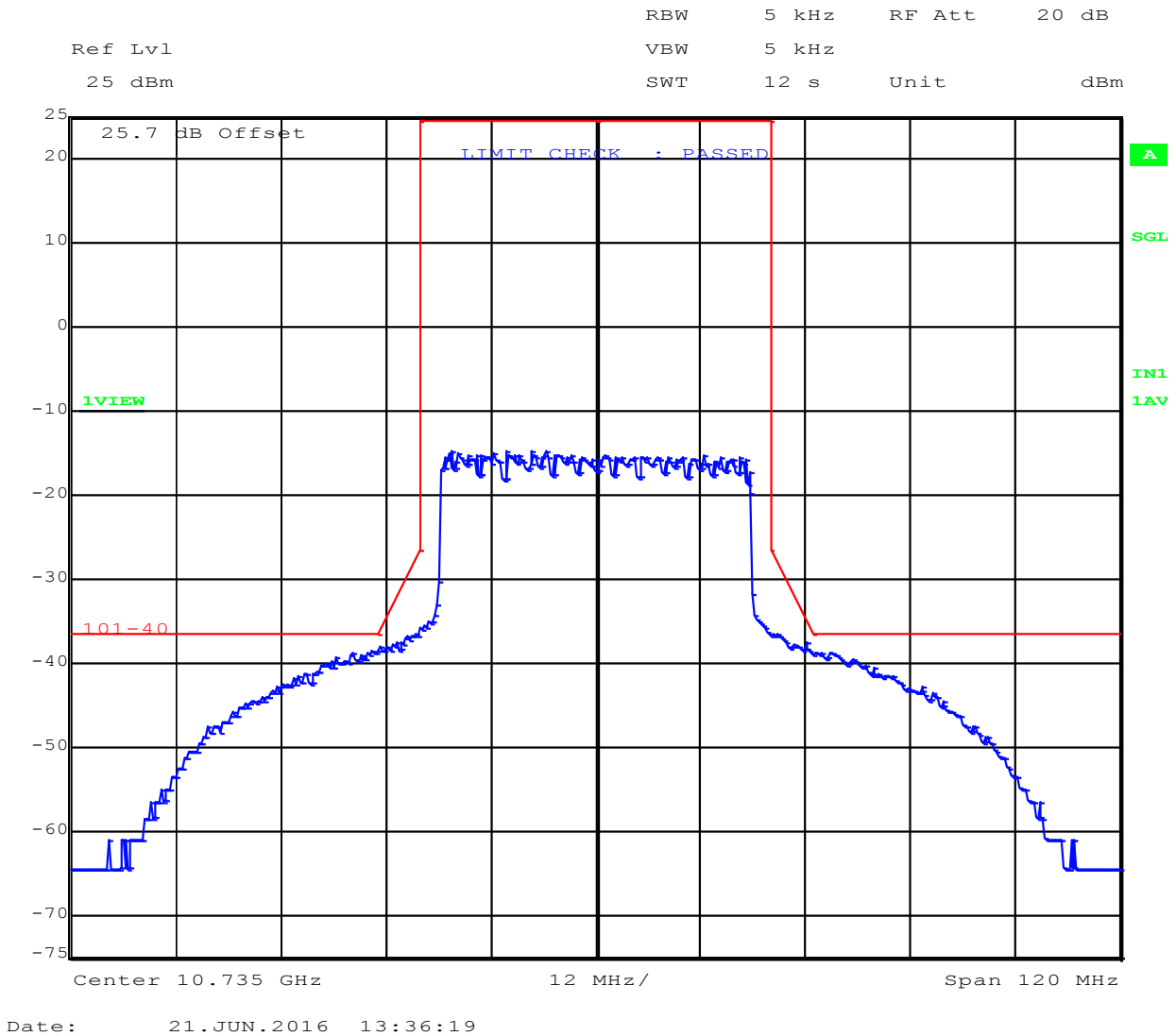


Title: Ubiquiti Networks AF-11FX
To: FCC 47 CFR Part 101, Part 15B
Serial #: UBIQ01-U2 Rev B
Issue Date: 27th September 2016
Page: 355 of 379



Spectrum Mask

Variant: 40MHz QPSK, Channel: 10.74 GHz, Chain a, Temp: ambient, Voltage: 50 Vdc



This test report may be reproduced in full only. The document may only be updated by MiCOM Labs personnel. Any changes will be noted in the Document History section of the report.

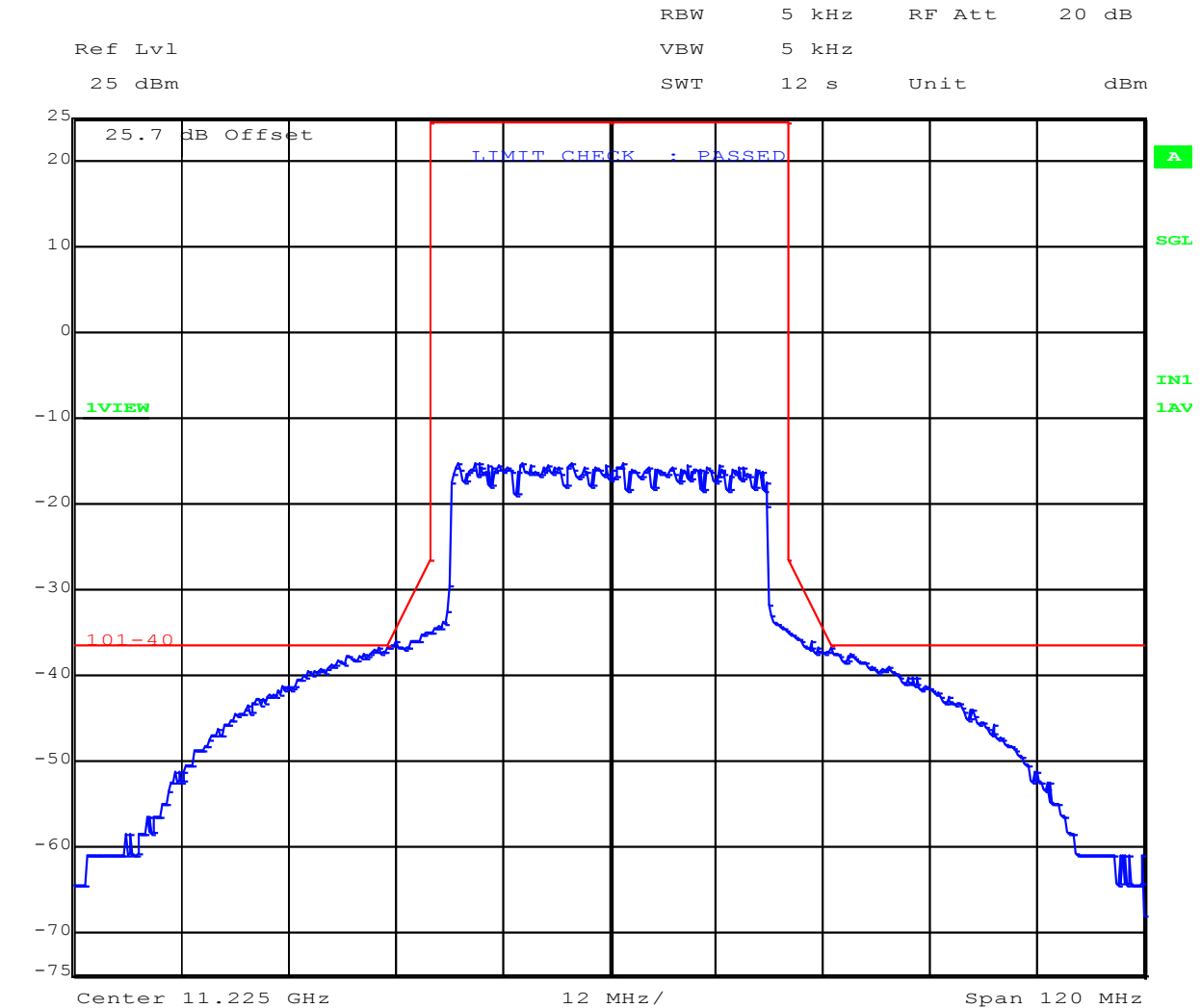


Title: Ubiquiti Networks AF-11FX
To: FCC 47 CFR Part 101, Part 15B
Serial #: UBIQ01-U2 Rev B
Issue Date: 27th September 2016
Page: 356 of 379



Spectrum Mask

Variant: 40MHz QPSK, Channel: 11.23 GHz, Chain a, Temp: ambient, Voltage: 50 Vdc

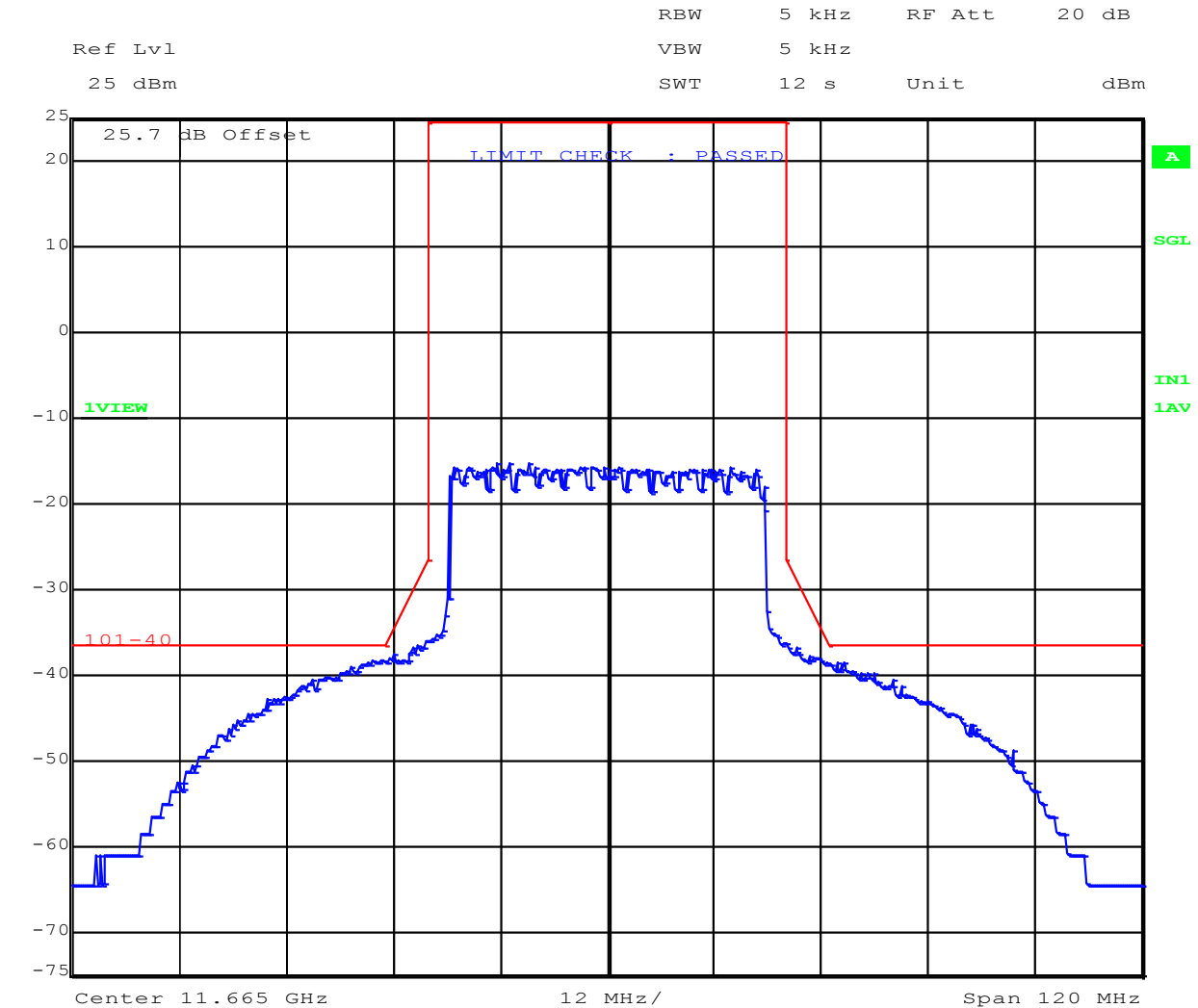


Date: 21.JUN.2016 13:40:42

This test report may be reproduced in full only. The document may only be updated by MiCOM Labs personnel. Any changes will be noted in the Document History section of the report.

Spectrum Mask

Variant: 40MHz QPSK, Channel: 11.67 GHz, Chain a, Temp: ambient, Voltage: 50 Vdc

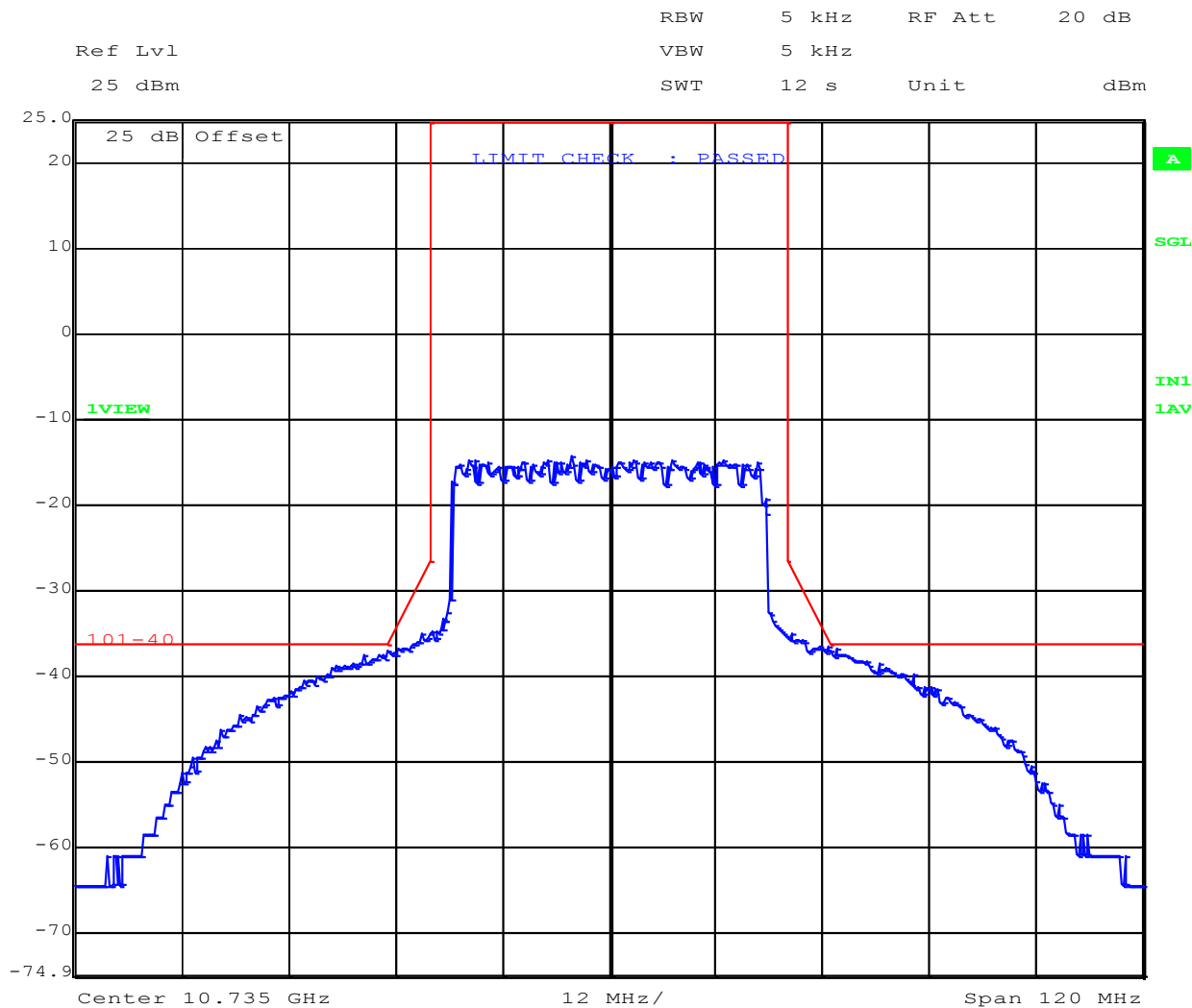


Date: 21.JUN.2016 13:42:58



Spectrum Mask

Variant: 40MHz 1024QAM, Channel: 10.74 GHz, Chain a, Temp: ambient, Voltage: 50 Vdc



Date: 21.JUN.2016 13:51:12

This test report may be reproduced in full only. The document may only be updated by MiCOM Labs personnel. Any changes will be noted in the Document History section of the report.

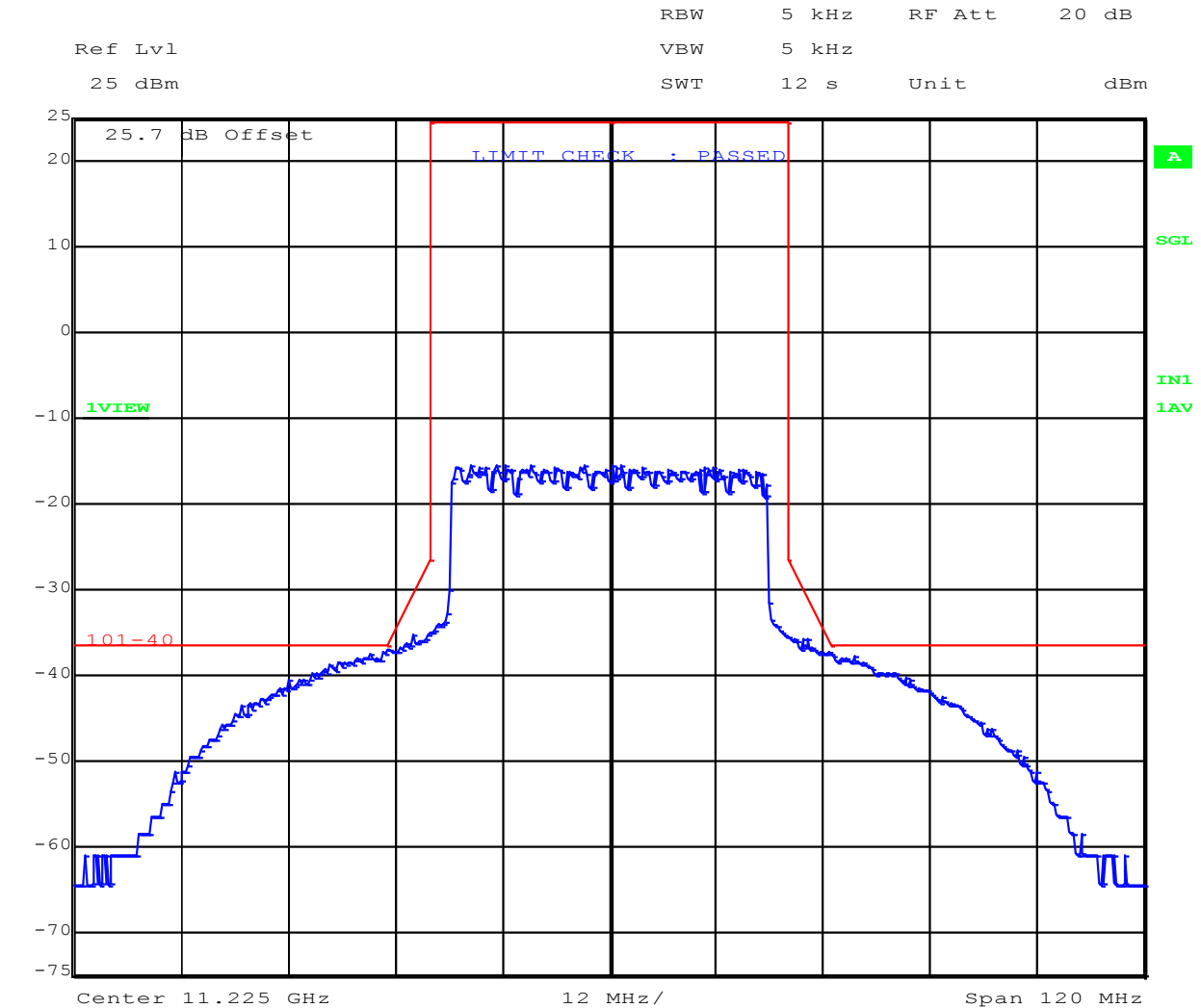


Title: Ubiquiti Networks AF-11FX
To: FCC 47 CFR Part 101, Part 15B
Serial #: UBIQ01-U2 Rev B
Issue Date: 27th September 2016
Page: 359 of 379



Spectrum Mask

Variant: 40MHz 1024QAM, Channel: 11.23 GHz, Chain a, Temp: ambient, Voltage: 50 Vdc



Date: 21.JUN.2016 13:46:23

This test report may be reproduced in full only. The document may only be updated by MiCOM Labs personnel. Any changes will be noted in the Document History section of the report.

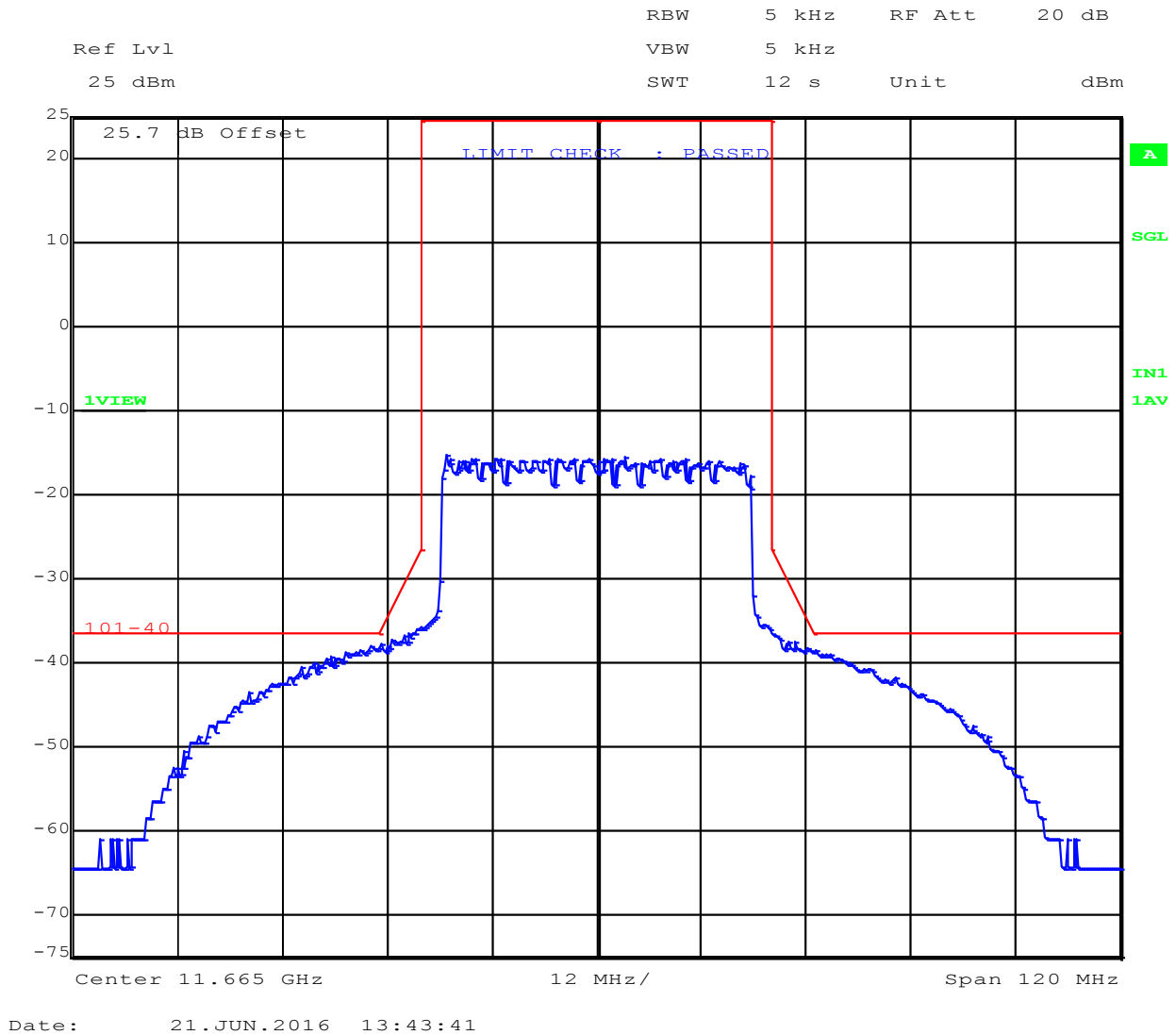


Title: Ubiquiti Networks AF-11FX
To: FCC 47 CFR Part 101, Part 15B
Serial #: UBIQ01-U2 Rev B
Issue Date: 27th September 2016
Page: 360 of 379



Spectrum Mask

Variant: 40MHz 1024QAM, Channel: 11.67 GHz, Chain a, Temp: ambient, Voltage: 50 Vdc

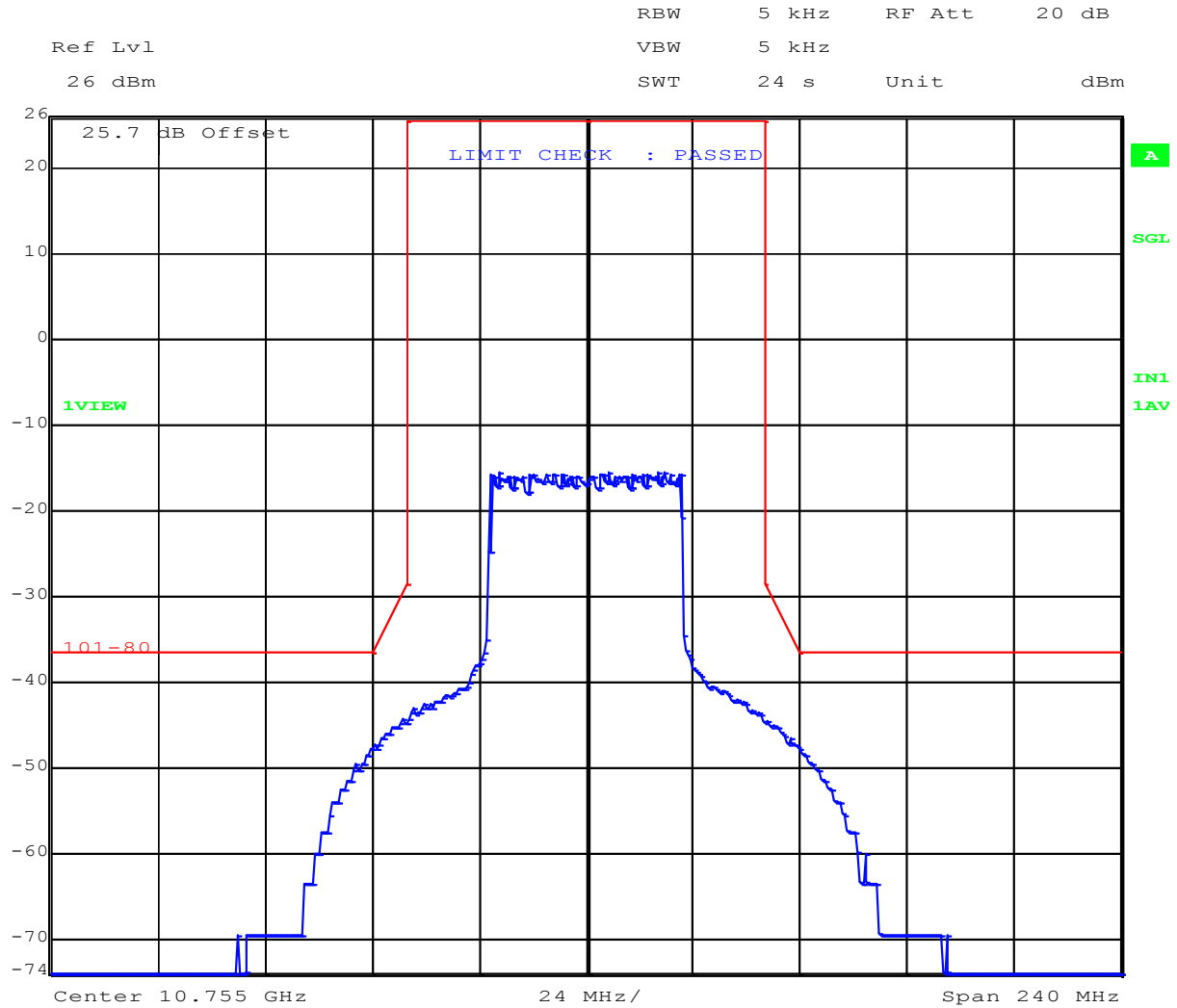


This test report may be reproduced in full only. The document may only be updated by MiCOM Labs personnel. Any changes will be noted in the Document History section of the report.



Spectrum Mask (80)

Variant: 50MHz QPSK, Channel: 10.76 GHz, Chain a, Temp: ambient, Voltage: 50 Vdc



Date: 21.JUN.2016 11:38:12

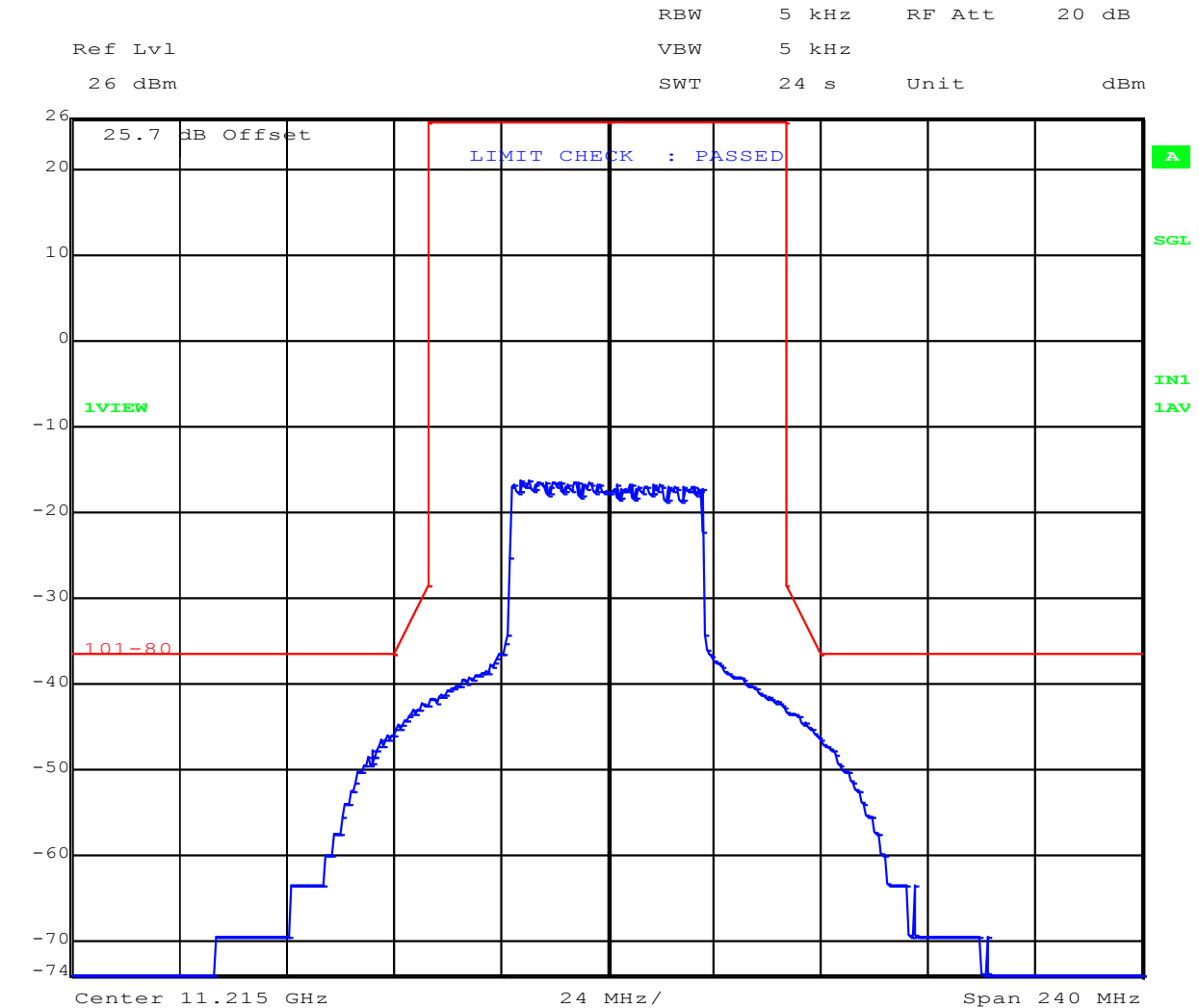


Title: Ubiquiti Networks AF-11FX
To: FCC 47 CFR Part 101, Part 15B
Serial #: UBIQ01-U2 Rev B
Issue Date: 27th September 2016
Page: 362 of 379



Spectrum Mask (80)

Variant: 50MHz QPSK, Channel: 11.22 GHz, Chain a, Temp: ambient, Voltage: 50 Vdc



Date: 21.JUN.2016 11:40:32

This test report may be reproduced in full only. The document may only be updated by MiCOM Labs personnel. Any changes will be noted in the Document History section of the report.

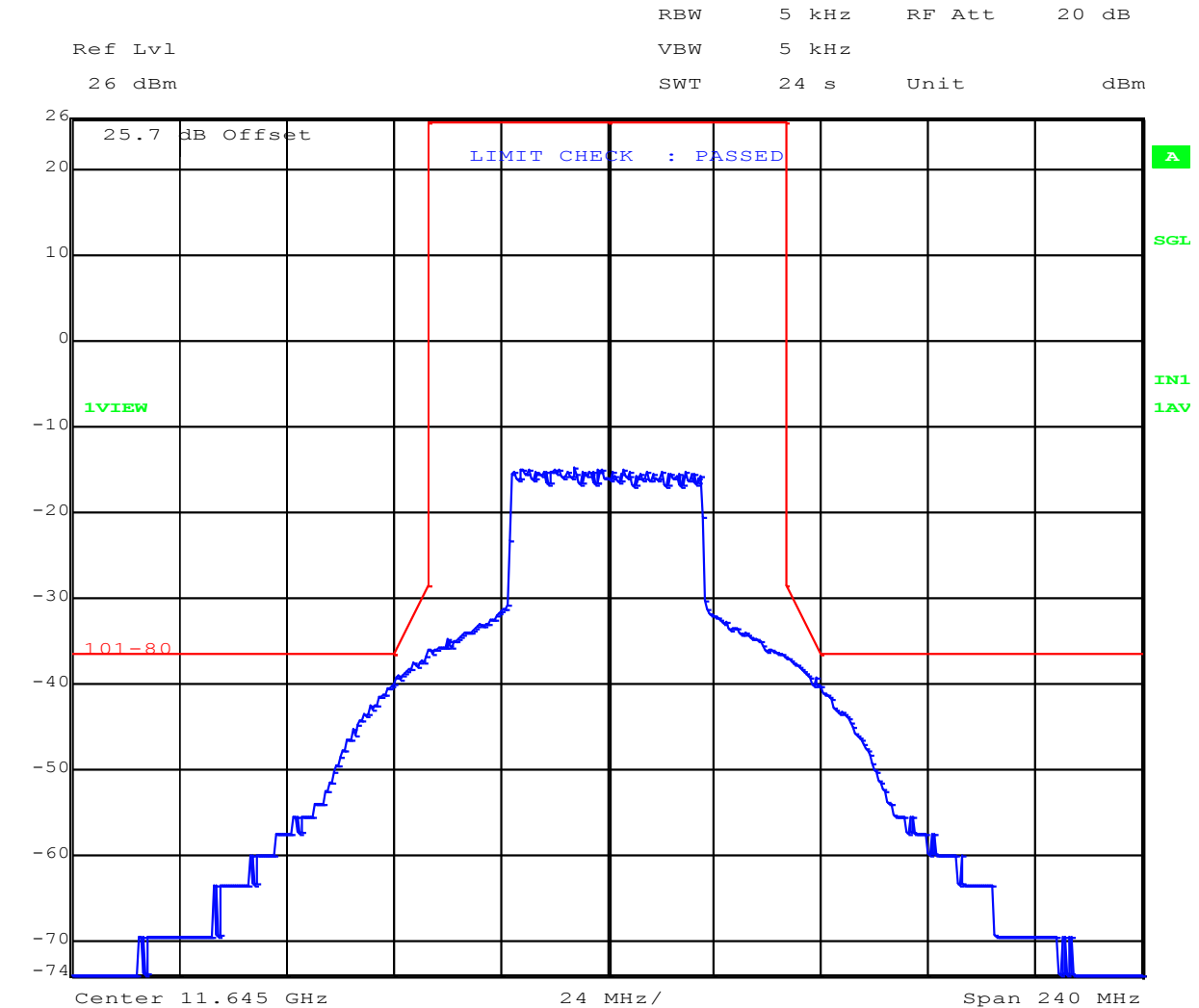


Title: Ubiquiti Networks AF-11FX
To: FCC 47 CFR Part 101, Part 15B
Serial #: UBIQ01-U2 Rev B
Issue Date: 27th September 2016
Page: 363 of 379



Spectrum Mask (80)

Variant: 50MHz QPSK, Channel: 11.65 GHz, Chain a, Temp: ambient, Voltage: 50 Vdc



Date: 21.JUN.2016 11:43:04

This test report may be reproduced in full only. The document may only be updated by MiCOM Labs personnel. Any changes will be noted in the Document History section of the report.

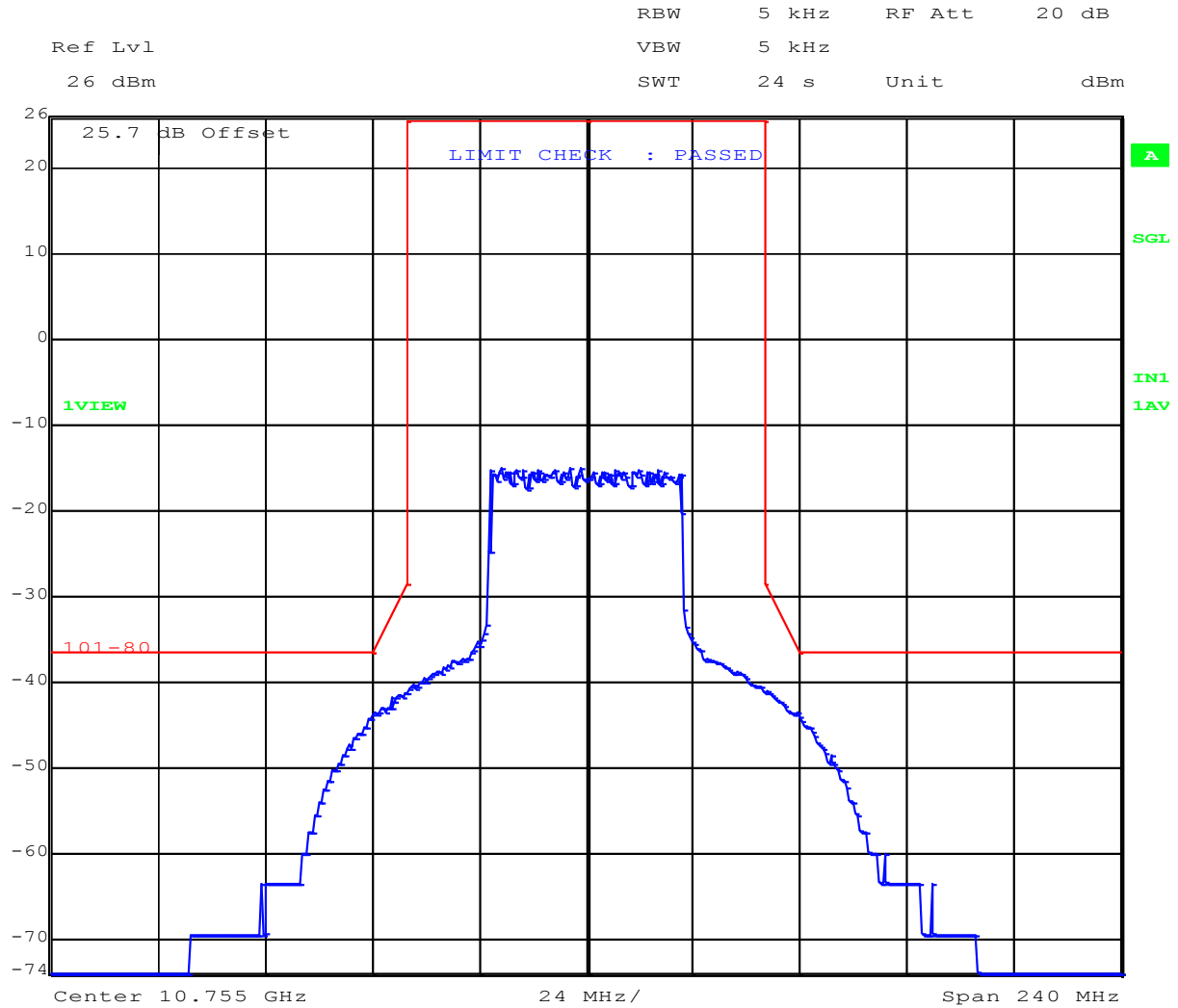


Title: Ubiquiti Networks AF-11FX
To: FCC 47 CFR Part 101, Part 15B
Serial #: UBIQ01-U2 Rev B
Issue Date: 27th September 2016
Page: 364 of 379



Spectrum Mask (80)

Variant: 50MHz 1024QAM, Channel: 10.76 GHz, Chain a, Temp: ambient, Voltage: 50 Vdc



Date: 21.JUN.2016 12:06:15

This test report may be reproduced in full only. The document may only be updated by MiCOM Labs personnel. Any changes will be noted in the Document History section of the report.

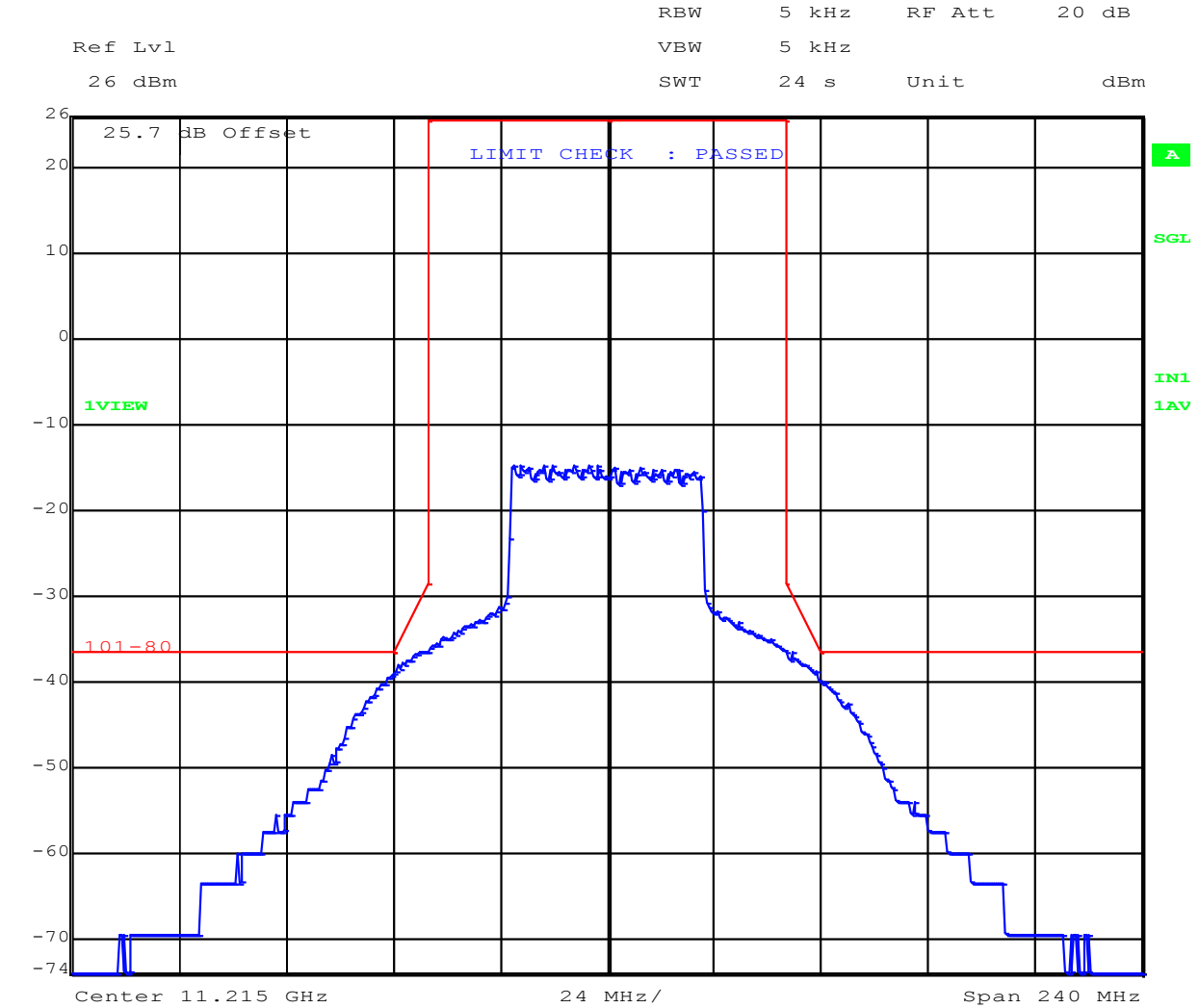


Title: Ubiquiti Networks AF-11FX
To: FCC 47 CFR Part 101, Part 15B
Serial #: UBIQ01-U2 Rev B
Issue Date: 27th September 2016
Page: 365 of 379



Spectrum Mask (80)

Variant: 50MHz 1024QAM, Channel: 11.22 GHz, Chain a, Temp: ambient, Voltage: 50 Vdc



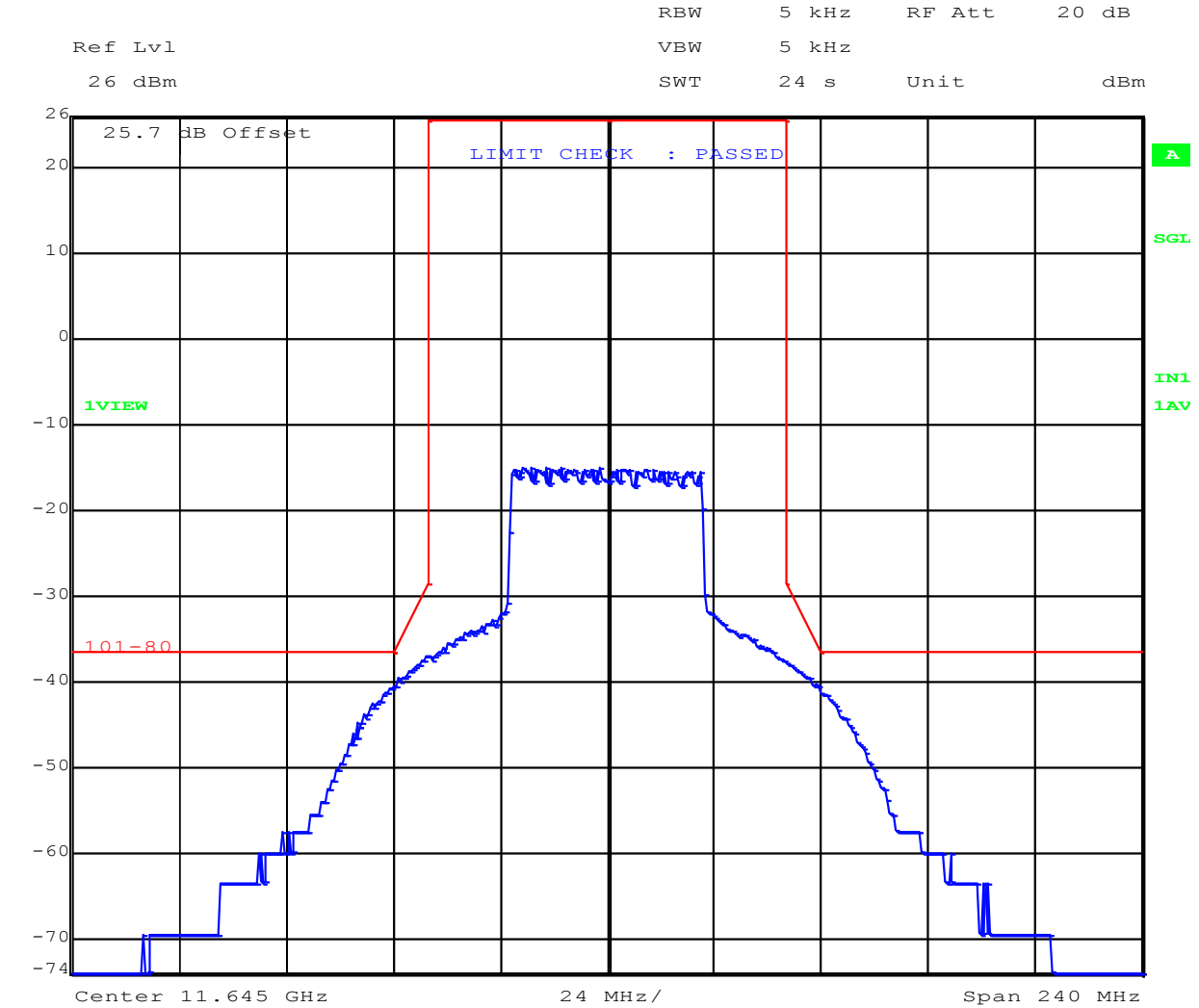
Date: 21.JUN.2016 12:04:43

This test report may be reproduced in full only. The document may only be updated by MiCOM Labs personnel. Any changes will be noted in the Document History section of the report.



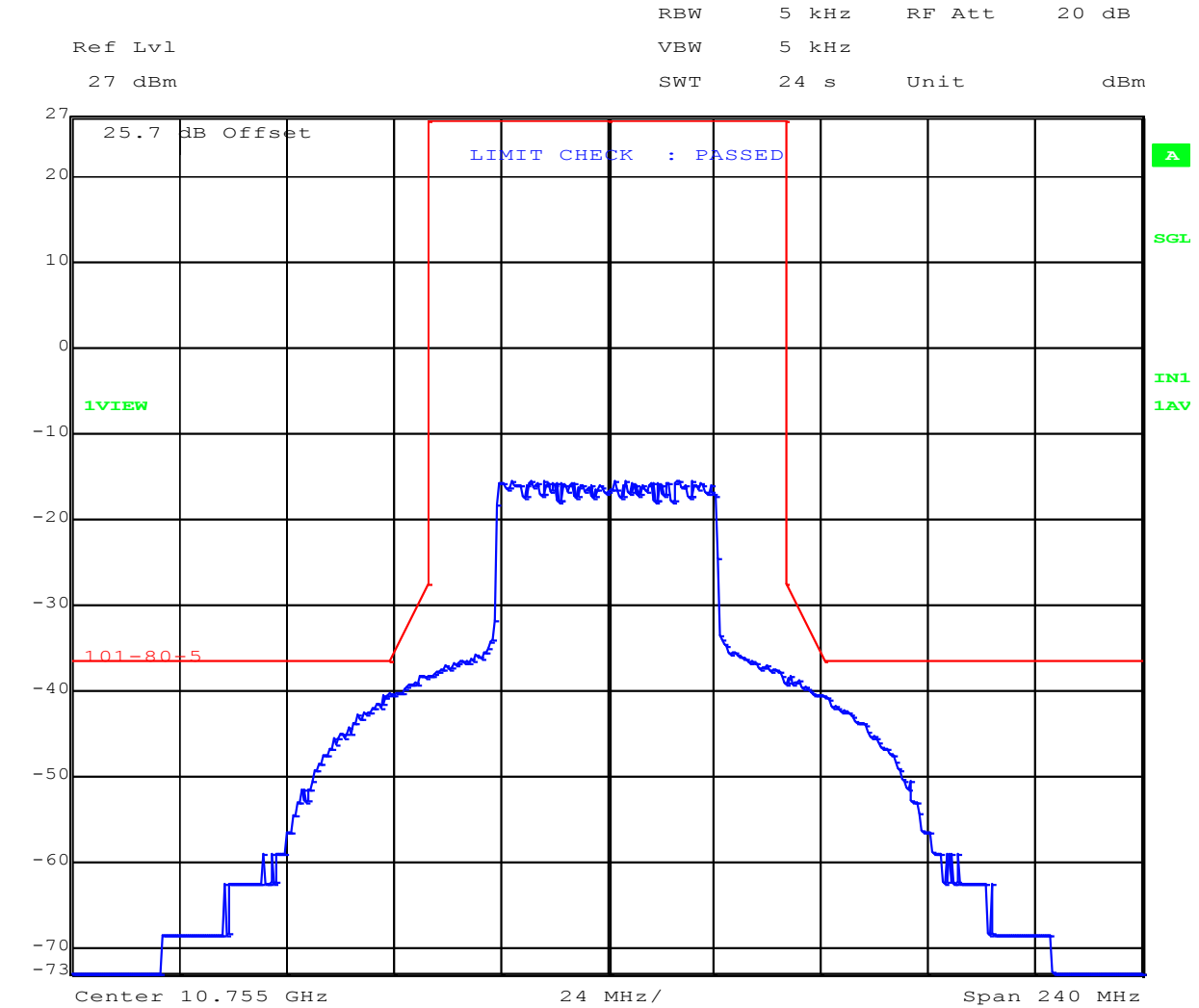
Spectrum Mask (80)

Variant: 50MHz 1024QAM, Channel: 11.65 GHz, Chain a, Temp: ambient, Voltage: 50 Vdc



Date: 21.JUN.2016 12:02:32

This test report may be reproduced in full only. The document may only be updated by MiCOM Labs personnel. Any changes will be noted in the Document History section of the report.



Date: 21.JUN.2016 12:16:10

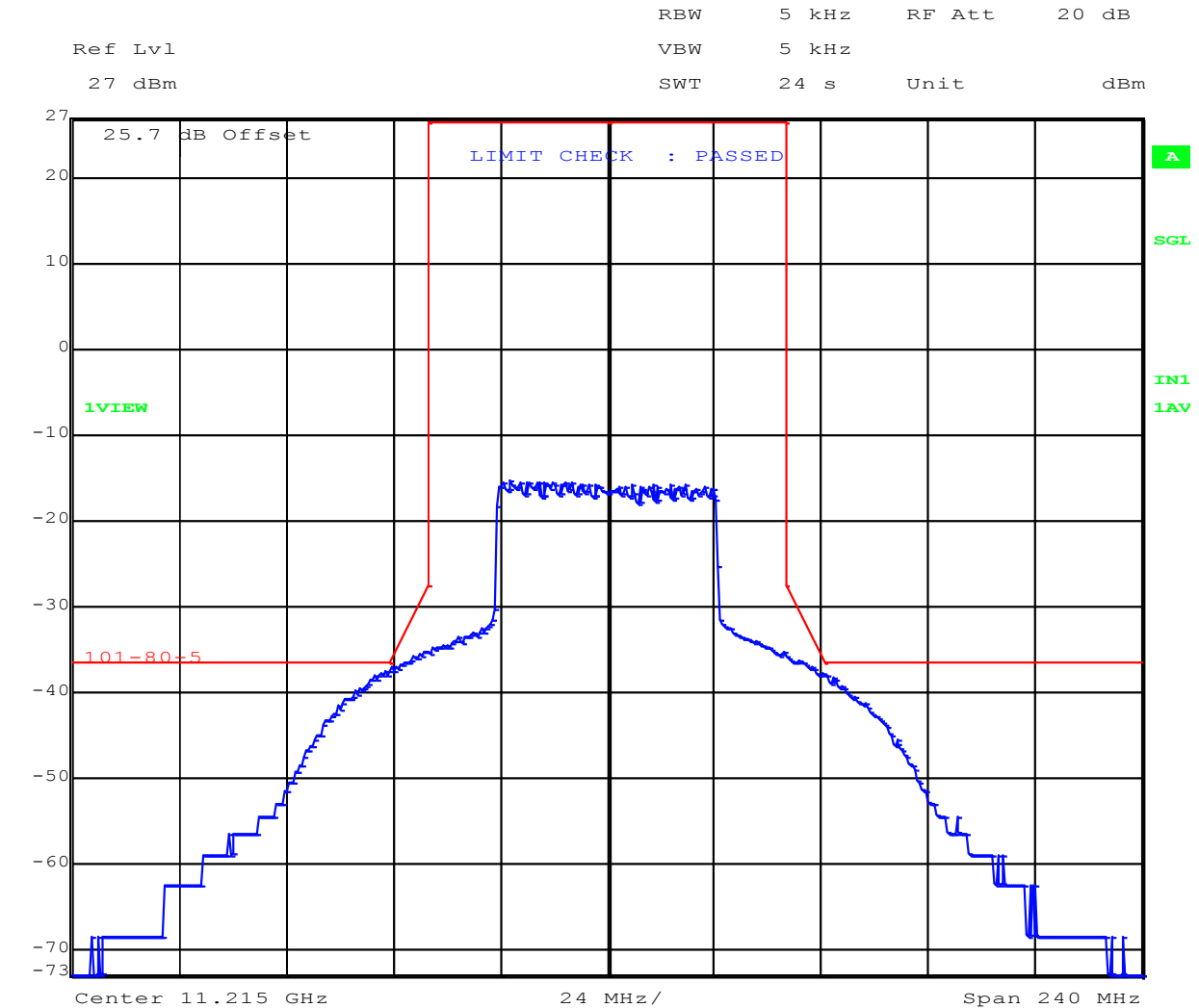


Title: Ubiquiti Networks AF-11FX
To: FCC 47 CFR Part 101, Part 15B
Serial #: UBIQ01-U2 Rev B
Issue Date: 27th September 2016
Page: 368 of 379



Spectrum Mask (80)

Variant: 56MHz QPSK, Channel: 11.22 GHz, Chain a, Temp: ambient, Voltage: 50 Vdc



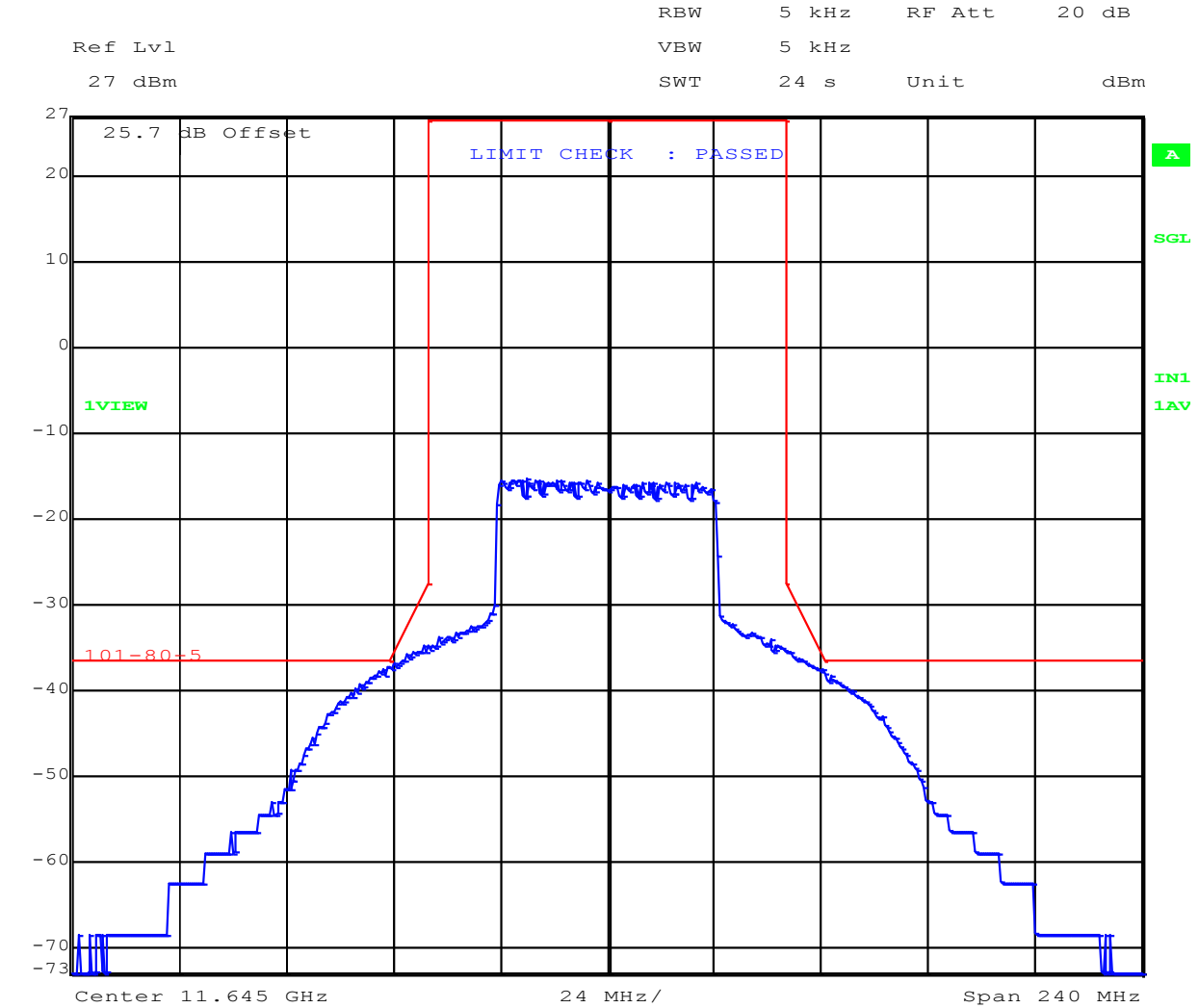
Date: 21.JUN.2016 12:17:52

This test report may be reproduced in full only. The document may only be updated by MiCOM Labs personnel. Any changes will be noted in the Document History section of the report.



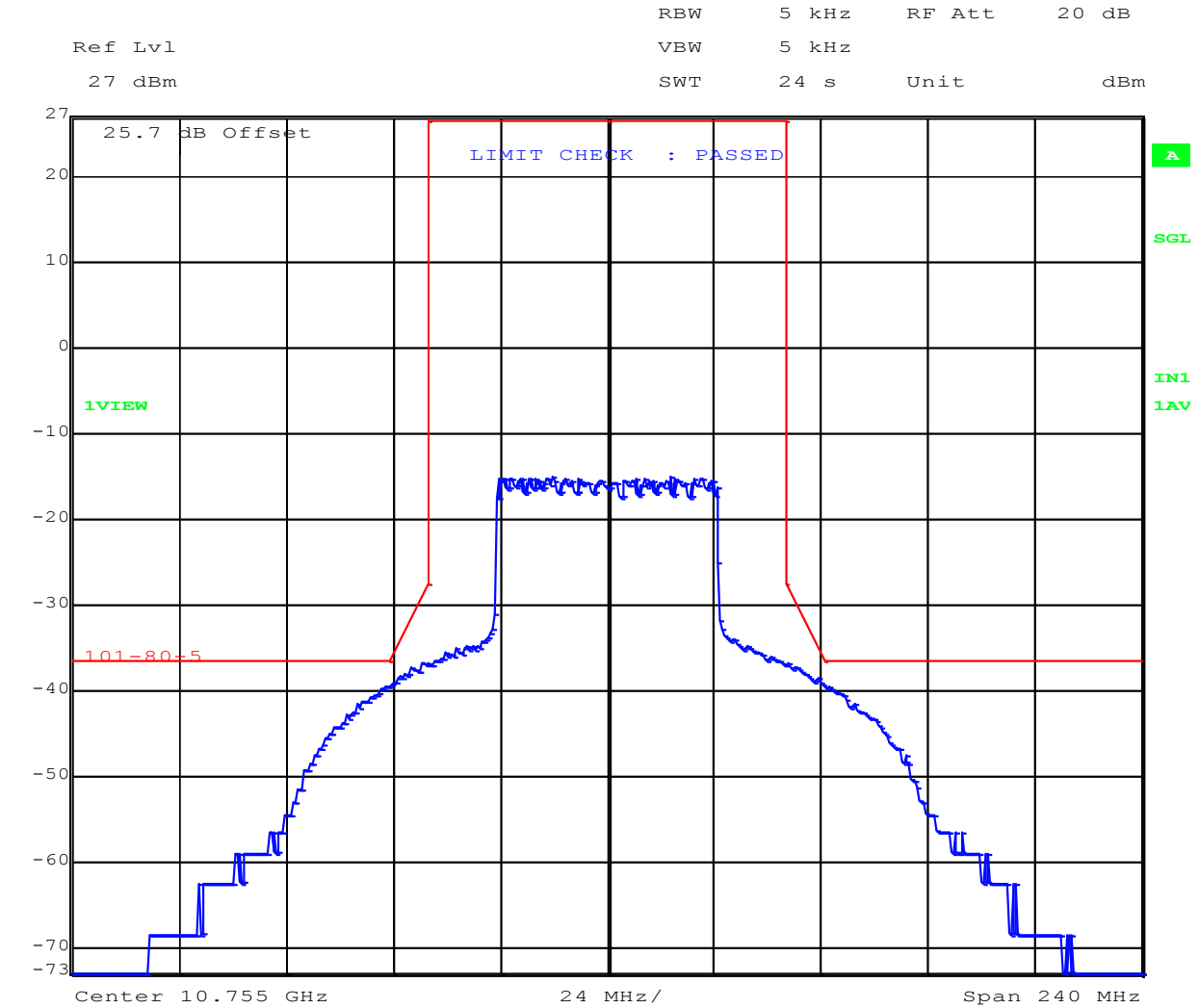
Spectrum Mask (80)

Variant: 56MHz QPSK, Channel: 11.65 GHz, Chain a, Temp: ambient, Voltage: 50 Vdc



Date: 21.JUN.2016 12:20:36

This test report may be reproduced in full only. The document may only be updated by MiCOM Labs personnel. Any changes will be noted in the Document History section of the report.

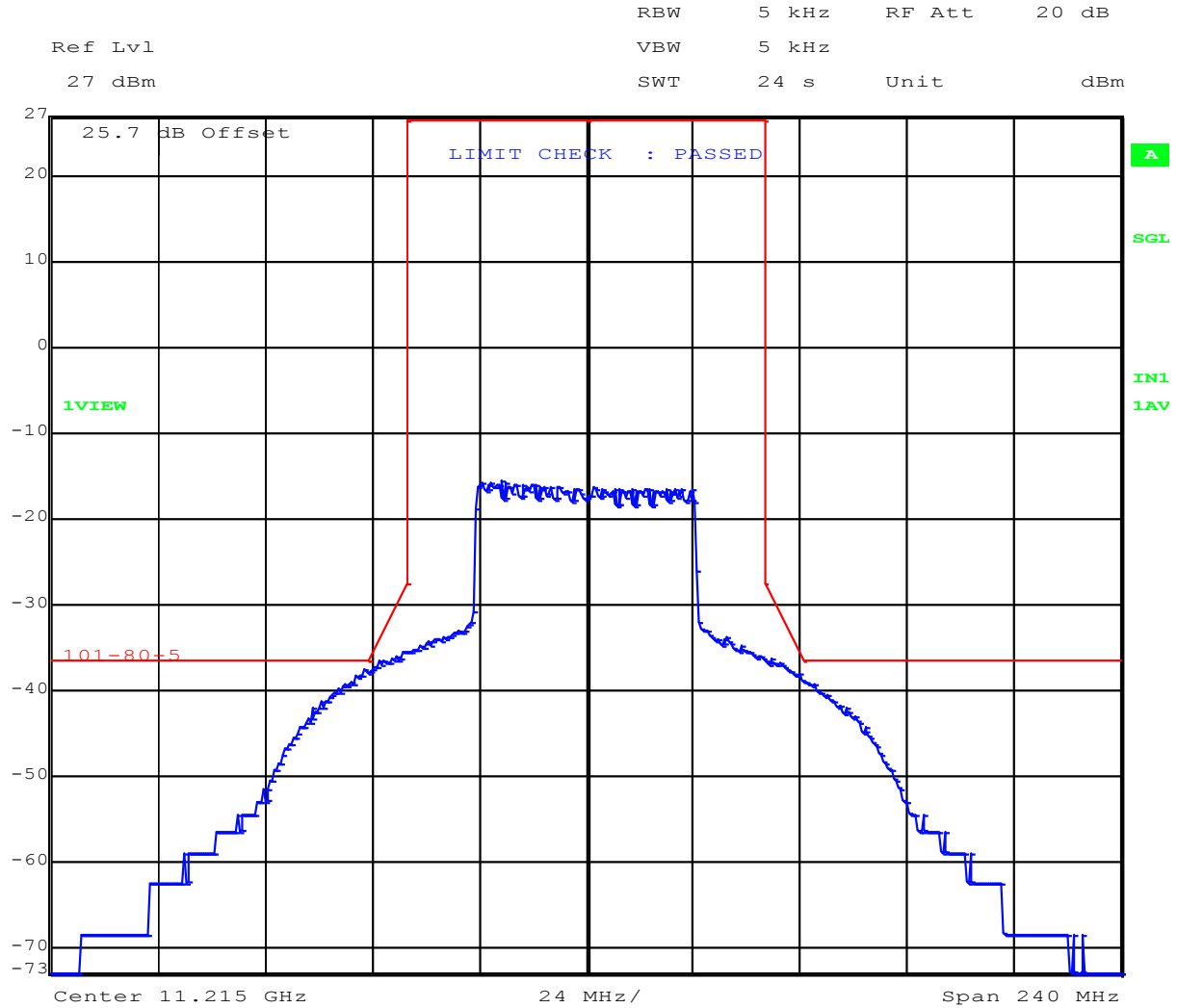


Date: 21.JUN.2016 13:28:39



Spectrum Mask (80)

Variant: 56MHz 1024QAM, Channel: 11.22 GHz, Chain a, Temp: ambient, Voltage: 50 Vdc



Date: 21.JUN.2016 13:26:36

This test report may be reproduced in full only. The document may only be updated by MiCOM Labs personnel. Any changes will be noted in the Document History section of the report.

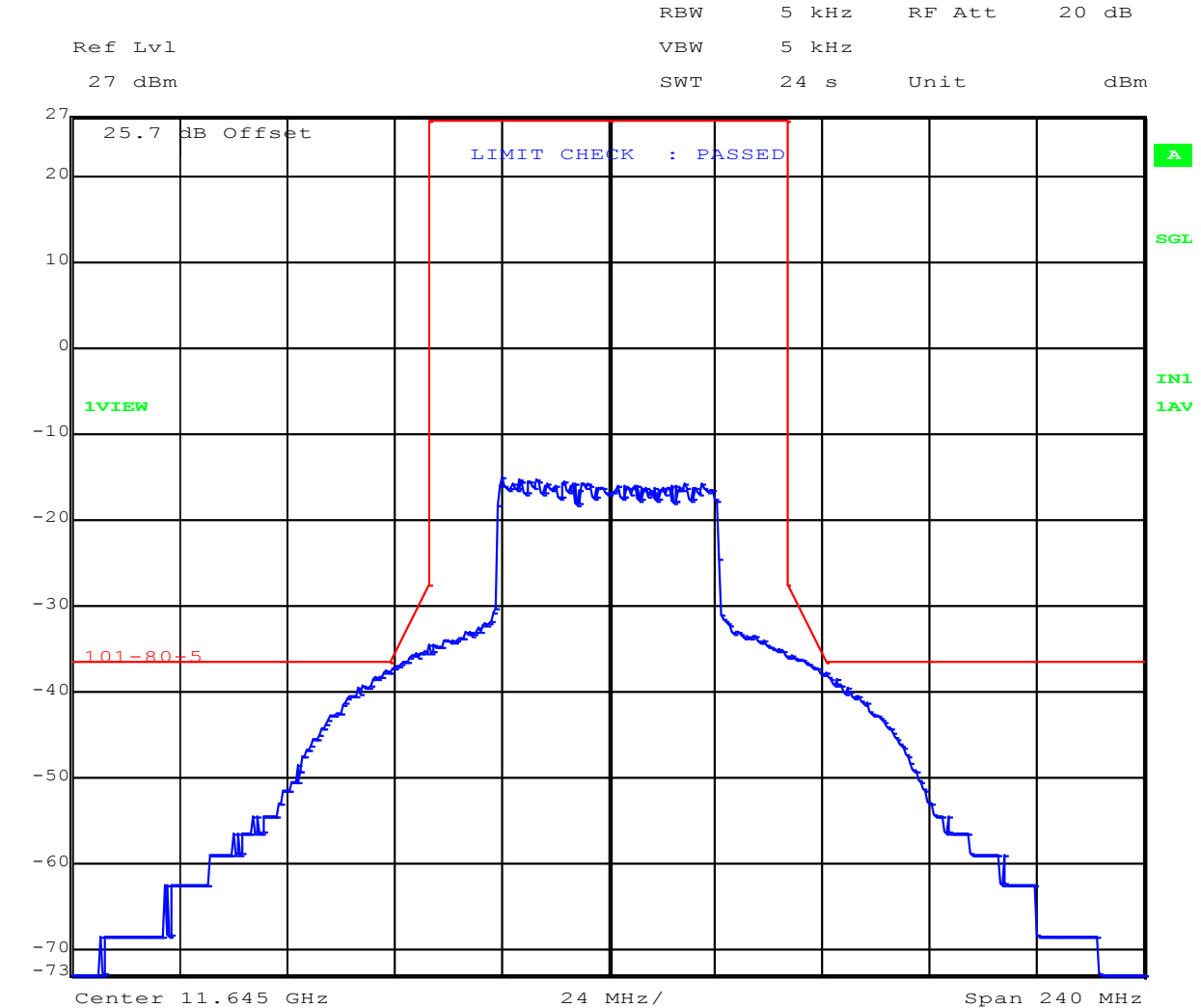


Title: Ubiquiti Networks AF-11FX
To: FCC 47 CFR Part 101, Part 15B
Serial #: UBIQ01-U2 Rev B
Issue Date: 27th September 2016
Page: 372 of 379



Spectrum Mask (80)

Variant: 56MHz 1024QAM, Channel: 11.65 GHz, Chain a, Temp: ambient, Voltage: 50 Vdc



Date: 21.JUN.2016 13:24:47

This test report may be reproduced in full only. The document may only be updated by MiCOM Labs personnel. Any changes will be noted in the Document History section of the report.

6.1.2. Radiated Testing

Test Procedure

Testing 30M-1 GHz was performed in a 3-meter anechoic chamber using a CISPR compliant receiver. Preliminary radiated emissions were measured on every azimuth and with the receiving antenna in both horizontal and vertical polarizations. To further maximize emissions the receive antenna was varied between 1 and 4 meters. The emissions are recorded with receiver in peak hold mode. Emissions closest to the limits are measured in the quasi-peak mode with the tuned receiver using a bandwidth of 120 kHz. Only the highest emissions relative to the limit are listed. The anechoic chamber test set-up is identified in Section 6 Test Set-Up Photographs.

Field Strength Calculation

The field strength is calculated by adding the Antenna Factor and Cable Loss, and subtracting Amplifier Gain from the measured reading. In this test facility, the Antenna Factor, Cable Loss, and Amplifier Gains are loaded into the Receiver and the corrected field strength can be read directly on the receiver.

$$FS = R + AF + CORR$$

where:

FS = Field Strength

R = Measured Receiver Input Amplitude

AF = Antenna Factor

CORR = Correction Factor = CL – AG + NFL

CL = Cable Loss

AG = Amplifier Gain

For example:

Given a Receiver input reading of 51.5dB μ V; Antenna Factor of 8.5dB; Cable Loss of 1.3dB; Falloff Factor of 0dB, an Amplifier Gain of 26dB and Notch Filter Loss of 1dB. The Field Strength of the measured emission is:

$$FS = 51.5 + 8.5 + 1.3 - 26.0 + 1 = 36.3\text{dB}\mu\text{V/m}$$

Conversion between dB μ V/m (or dB μ V) and μ V/m (or μ V) are done as:

$$\text{Level (dB}\mu\text{V/m)} = 20 * \text{Log (level (\mu V/m))}$$

$$40 \text{ dB}\mu\text{V/m} = 100\mu\text{V/m}$$

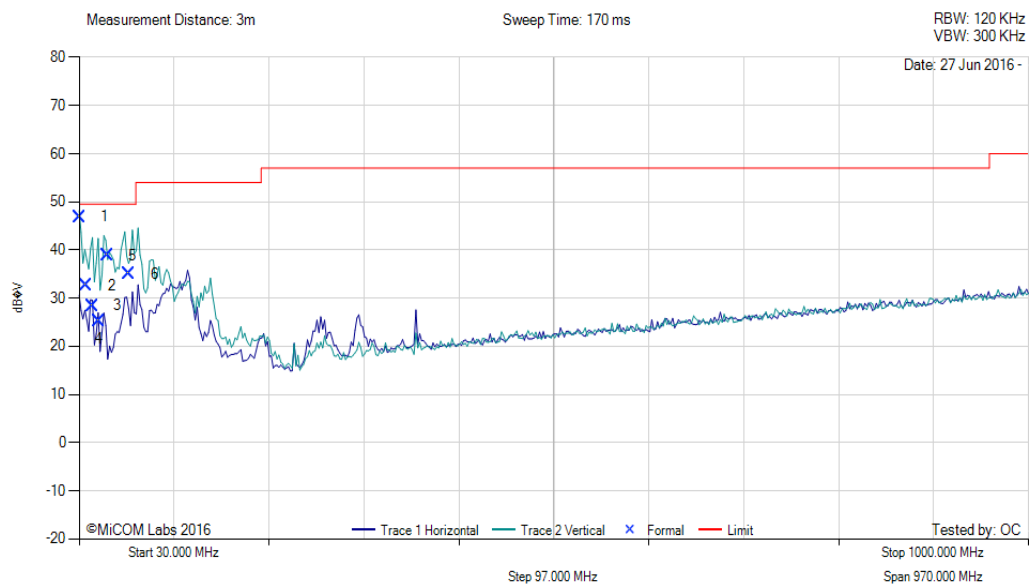
$$48 \text{ dB}\mu\text{V/m} = 250\mu\text{V/m}$$

Measurement Results: 30-1000 MHz

| | | | |
|----------------------|--|-----------------------|------|
| Model Number | AF-11FX | Engineer | OC |
| Variant | Digital Emissions 120VAC, 60Hz | Temp (°C) | 20 |
| Freq. Range | 30 – 1000 MHz | Rel. Hum.(%) | 41 |
| Power Setting | NA | Press. (mBars) | 1002 |
| Antenna | N/A | | |
| Test Notes 1 | PoE powered: Manu.: Ubiquiti Networks, Model: GP-C500-120G | | |
| Test Notes 2 | Class A Limits | | |



Variant: Digital Emissions, Test Freq: 30-1000MHz



| Num | Frequency MHz | Raw dBμV | Cable Loss | AF dB | Level dBμV/m | Measurement Type | Pol | Hgt cm | Azt Deg | Limit dBμV/m | Margin dB | Pass /Fail |
|-----|---------------|----------|------------|--------|--------------|------------------|----------|--------|---------|--------------|-----------|------------|
| 1 | 30.60 | 54.02 | 3.43 | -10.61 | 46.84 | MaxQP | Vertical | 100 | 0 | 49.5 | -2.7 | Pass |
| 2 | 37.54 | 45.19 | 3.48 | -16.06 | 32.61 | MaxQP | Vertical | 100 | 157 | 49.5 | -16.9 | Pass |
| 3 | 43.79 | 45.23 | 3.53 | -20.36 | 28.40 | MaxQP | Vertical | 100 | 128 | 49.5 | -21.1 | Pass |
| 4 | 50.41 | 44.82 | 3.57 | -23.14 | 25.25 | MaxQP | Vertical | 148 | 141 | 49.5 | -24.3 | Pass |
| 5 | 58.69 | 59.37 | 3.63 | -24.12 | 38.88 | MaxQP | Vertical | 103 | 18 | 49.5 | -10.6 | Pass |
| 6 | 81.16 | 54.87 | 3.78 | -23.66 | 34.99 | MaxQP | Vertical | 100 | 283 | 49.5 | -14.5 | Pass |

Test Notes: PoE configuration powered at 120Vac, 60Hz. Model: AF-11FX, S/N: #UBIQ01-1.



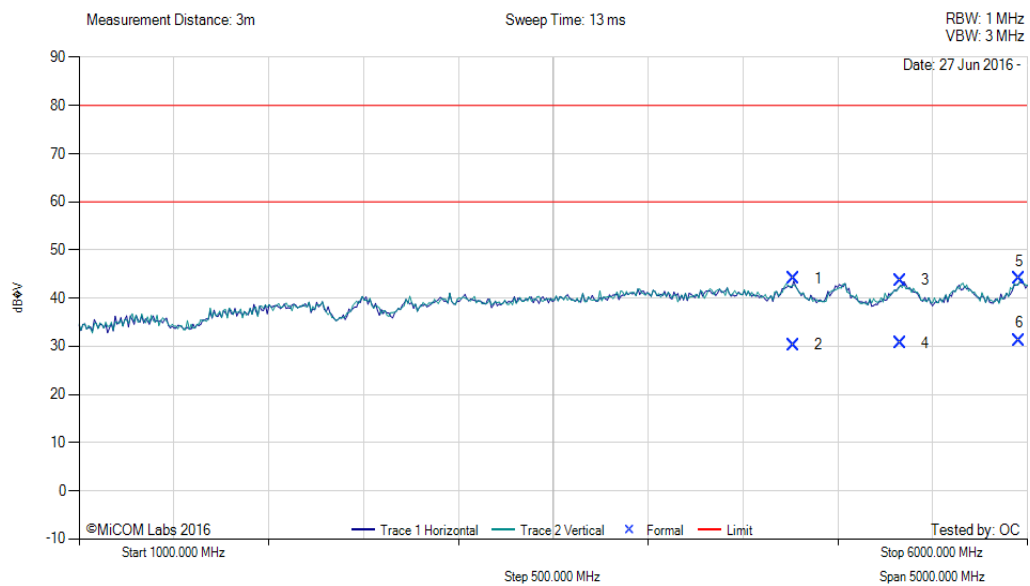
Title: Ubiquiti Networks AF-11FX
To: FCC 47 CFR Part 101, Part 15B
Serial #: UBIQ01-U2 Rev B
Issue Date: 27th September 2016
Page: 375 of 379

Measurement Results: 1000-6000 MHz

| | | | |
|----------------------|--|-----------------------|------|
| Model Number | AF-11FX | Engineer | OC |
| Variant | Digital Emissions 120VAC, 60Hz | Temp (°C) | 20 |
| Freq. Range | 1000-6000 MHz | Rel. Hum.(%) | 41 |
| Power Setting | NA | Press. (mBars) | 1002 |
| Antenna | N/A | | |
| Test Notes 1 | PoE powered: Manu.: Ubiquiti Networks, Model: GP-C500-120G | | |
| Test Notes 2 | Class A Limits | | |



Variant: Digital Emissions, Test Freq: 1000-6000 MHz



| Num | Frequency MHz | Raw dBμV | Cable Loss | AF dB | Level dBμV/m | Measurement Type | Pol | Hgt cm | Azt Deg | Limit dBμV/m | Margin dB | Pass /Fail |
|-----|---------------|----------|------------|--------|--------------|------------------|------------|--------|---------|--------------|-----------|------------|
| 1 | 4765.01 | 51.64 | 3.59 | -11.11 | 44.12 | Max Peak | Horizontal | 153 | 118 | 80.0 | -35.9 | Pass |
| 2 | 4765.01 | 37.78 | 3.59 | -11.11 | 30.26 | Max Avg | Horizontal | 153 | 118 | 60.0 | -29.7 | Pass |
| 3 | 5331.02 | 51.10 | 3.68 | -11.05 | 43.73 | Max Peak | Horizontal | 100 | 205 | 80.0 | -36.3 | Pass |
| 4 | 5331.02 | 37.98 | 3.68 | -11.05 | 30.61 | Max Avg | Horizontal | 100 | 205 | 60.0 | -29.4 | Pass |
| 5 | 5956.67 | 49.99 | 3.82 | -9.77 | 44.04 | Max Peak | Vertical | 111 | 301 | 80.0 | -36.0 | Pass |
| 6 | 5956.67 | 37.23 | 3.82 | -9.77 | 31.28 | Max Avg | Vertical | 111 | 301 | 60.0 | -28.7 | Pass |

Test Notes: PoE configuration powered at 120Vac, 60Hz. Model: AF-11FX, S/N: #UBIQ01-1.

This test report may be reproduced in full only. The document may only be updated by MiCOM Labs personnel. Any changes will be noted in the Document History section of the report.



Title: Ubiquiti Networks AF-11FX
To: FCC 47 CFR Part 101, Part 15B
Serial #: UBIQ01-U2 Rev B
Issue Date: 27th September 2016
Page: 376 of 379

6.1.3. AC Mains Power Input/ Output Ports

Scope

This test assesses the ability of the EUT to limit its internal noise from being present on the AC mains power input/output ports.

Test Method

The test method shall be in accordance with FCC and the Artificial Mains Networks (AMNs) shall be connected to the AC mains power source.

The measurement frequency range extends from 150 kHz to 30 MHz. When the EUT is a transmitter operating at frequencies below 30 MHz, then the exclusion band for transmitters applies for measurements in the transmit mode of operation.

Test Procedure

The conducted emissions are measured in a shielded room with a spectrum analyzer in peak hold in the first instance. Emissions closest to the limit are measured in the quasi-peak mode (QP) with the tuned receiver using a bandwidth of 9 kHz. The emissions are maximized further by cable manipulation. The highest emissions relative to the limit are listed.

This test report may be reproduced in full only. The document may only be updated by MiCOM Labs personnel. Any changes will be noted in the Document History section of the report.

Limits

The equipment shall meet the class B limits given in FCC part 15B. Alternatively, for equipment intended to be used in telecommunication centres only, the class A limits given in FCC part 15B may be used.

Class B Emissions

| Frequency of Emission (MHz) | Conducted Limit (dB μ V) | |
|-----------------------------|------------------------------|-----------|
| | Quasi-peak | Average |
| 0.15-0.5 | 66 to 56* | 56 to 46* |
| 0.5-5 | 56 | 46 |
| 5-30 | 60 | 50 |

* Decreases with the logarithm of the frequency

Class A Emissions

| Frequency of Emission (MHz) | Conducted Limit (dB μ V) | |
|-----------------------------|------------------------------|---------|
| | Quasi-peak | Average |
| 0.15-0.5 | 79 | 66 |
| 0.5-30 | 73 | 60 |

Traceability

All conducted emission measurements are traceable to national standards. The uncertainty of measurement at a confidence level of not less than 95 %, with a coverage factor of $k=2$, in the range 9 kHz – 30 MHz (Average & Quasi-peak) is ± 2.64 dB.

| Laboratory Measurement Uncertainty | |
|------------------------------------|---------------|
| Measurement uncertainty | ± 2.64 dB |

| Method |
|--|
| Measurements were made per work instruction WI-EMC-01 'Measurement of Conducted Emissions' |

Test Summary

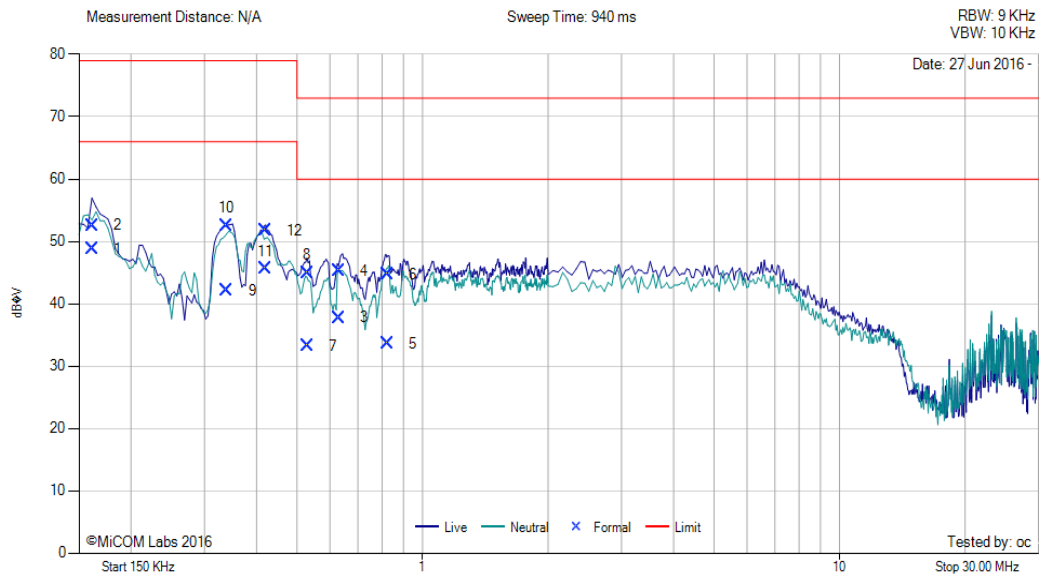
☒ EUT performed in Compliance with FCC part 15B emission limits.

Measurement Results

| | | | |
|----------------------|--|-----------------------|------|
| Model Number | AF-11FX | Engineer | OC |
| Variant | AC Wireline 120VAC, 60Hz | Temp (°C) | 20 |
| Freq. Range | 0.150 MHz - 30 MHz | Rel. Hum.(%) | 41 |
| Power Setting | NA | Press. (mBars) | 1002 |
| Antenna | N/A | | |
| Test Notes 1 | PoE powered: Manu.: Ubiquiti Networks, Model: GP-C500-120G | | |
| Test Notes 2 | Class A Limits | | |



Variant: AC Wireline, Test Freq: 0.150 MHz - 30 MHz



| Num | Frequency MHz | Raw dBμV | Cable Loss | Factor dB | Total Correction dBμV | Corrected Value dBμV | Measurement Type | Line | Limit dBμV | Margin dB | Pass /Fail |
|-----|---------------|----------|------------|-----------|-----------------------|----------------------|------------------|------|------------|-----------|------------|
| 1 | 0.161 | 38.85 | 0.05 | 9.92 | 9.97 | 48.82 | Max Avg | Live | 66.0 | -17.2 | Pass |
| 2 | 0.161 | 42.59 | 0.05 | 9.92 | 9.97 | 52.56 | Max Qp | Live | 79.0 | -26.4 | Pass |
| 3 | 0.631 | 27.74 | 0.11 | 9.93 | 10.04 | 37.78 | Max Avg | Live | 60.0 | -22.2 | Pass |
| 4 | 0.631 | 35.26 | 0.11 | 9.93 | 10.04 | 45.30 | Max Qp | Live | 73.0 | -27.7 | Pass |
| 5 | 0.824 | 23.58 | 0.11 | 9.94 | 10.05 | 33.63 | Max Avg | Live | 60.0 | -26.4 | Pass |
| 6 | 0.824 | 34.65 | 0.11 | 9.94 | 10.05 | 44.70 | Max Qp | Live | 73.0 | -28.3 | Pass |
| 7 | 0.529 | 23.27 | 0.09 | 9.92 | 10.01 | 33.28 | Max Avg | Live | 60.0 | -26.7 | Pass |
| 8 | 0.529 | 34.96 | 0.09 | 9.92 | 10.01 | 44.97 | Max Qp | Live | 73.0 | -28.0 | Pass |
| 9 | 0.340 | 32.16 | 0.04 | 9.92 | 9.96 | 42.12 | Max Avg | Live | 66.0 | -23.9 | Pass |
| 10 | 0.340 | 42.62 | 0.04 | 9.92 | 9.96 | 52.58 | Max Qp | Live | 79.0 | -26.4 | Pass |
| 11 | 0.420 | 35.66 | 0.04 | 9.93 | 9.97 | 45.63 | Max Avg | Live | 66.0 | -20.4 | Pass |
| 12 | 0.420 | 41.78 | 0.04 | 9.93 | 9.97 | 51.75 | Max Qp | Live | 79.0 | -27.3 | Pass |

Test Notes: PoE configuration powered at 120Vac, 60Hz. Model: AF-11FX, S/N: #UBIQ01-1.

This test report may be reproduced in full only. The document may only be updated by MiCOM Labs personnel. Any changes will be noted in the Document History section of the report.



575 Boulder Court,
Pleasanton, California 94566, USA
Tel: 1.925.462.0304
Fax: 1.925.462.0306
www.micomlabs.com