



FCC Test Report

FCC ID : SWX-60GL
Equipment : 60G Link
Brand Name : UBIQUITI
Model Name : 60G-Link
Applicant : Ubiquiti Networks, Inc.
685 Third Avenue, 27th Floor New York,
New York 10017 USA
Manufacturer : Ubiquiti Networks, Inc.
685 Third Avenue, 27th Floor New York,
New York 10017 USA
Standard : 47 CFR FCC Part 15.247

The product was received on Feb. 14, 2019, and testing was started from Feb. 15, 2019 and completed on Mar. 18, 2019. We, SPORTON INTERNATIONAL INC. EMC & Wireless Communications Laboratory, would like to declare that the tested sample has been evaluated in accordance with the procedures given in ANSI C63.10-2013 and shown compliance with the applicable technical standards.

The report must not be used by the client to claim product certification, approval, or endorsement by TAF or any agency of government.

The test results in this report apply exclusively to the tested model / sample. Without written approval of SPORTON INTERNATIONAL INC. EMC & Wireless Communications Laboratory, the test report shall not be reproduced except in full.

Approved by: Allen Lin

SPORTON INTERNATIONAL INC. EMC & Wireless Communications Laboratory

No. 52, Huaya 1st Rd., Guishan Dist., Taoyuan City, Taiwan (R.O.C.)



Table of Contents

HISTORY OF THIS TEST REPORT3

SUMMARY OF TEST RESULT4

1 GENERAL DESCRIPTION5

1.1 Information.....5

1.2 Testing Applied Standards7

1.3 Testing Location Information7

1.4 Measurement Uncertainty7

2 TEST CONFIGURATION OF EUT.....8

2.1 Test Condition8

2.2 Test Channel Mode8

2.3 The Worst Case Measurement Configuration.....9

2.4 Accessories and Support Equipment10

2.5 Test Setup Diagram11

3 TRANSMITTER TEST RESULT12

3.1 AC Power-line Conducted Emissions12

3.2 DTS Bandwidth.....13

3.3 Maximum Conducted Output Power14

3.4 Power Spectral Density16

3.5 Emissions in Non-restricted Frequency Bands17

3.6 Emissions in Restricted Frequency Bands.....18

4 TEST EQUIPMENT AND CALIBRATION DATA21

APPENDIX A. TEST RESULTS OF AC POWER-LINE CONDUCTED EMISSIONS

APPENDIX B. TEST RESULTS OF DTS BANDWIDTH

APPENDIX C. TEST RESULTS OF MAXIMUM CONDUCTED OUTPUT POWER

APPENDIX D. TEST RESULTS OF POWER SPECTRAL DENSITY

APPENDIX E. TEST RESULTS OF EMISSIONS IN NON-RESTRICTED FREQUENCY BANDS

APPENDIX F. TEST RESULTS OF EMISSIONS IN RESTRICTED FREQUENCY BANDS

APPENDIX G. TEST PHOTOS

PHOTOGRAPHS OF EUT V01



History of this test report

Report No.	Version	Description	Issued Date
FR921415AC	01	Initial issue of report	Mar. 22, 2019



Summary of Test Result

Report Clause	Ref. Std. Clause	Test Items	Result (PASS/FAIL)	Remark
1.1.2	15.203	Antenna Requirement	PASS	FCC 15.203
3.1	15.207	AC Power-line Conducted Emissions	PASS	FCC 15.207
3.2	15.247(a)	DTS Bandwidth	PASS	≥500kHz
3.3	15.247(b)	Maximum Conducted Output Power	PASS	Power [dBm]: 30
3.4	15.247(e)	Power Spectral Density	PASS	PSD [dBm/3kHz]: 8
3.5	15.247(d)	Emissions in Non-restricted Frequency Bands	PASS	Non-Restricted Bands: > 30 dBc
3.6	15.247(d)	Emissions in Restricted Frequency Bands	PASS	Restricted Bands: FCC 15.209

Declaration of Conformity:

The test results with all measurement uncertainty excluded are presented in accordance with the regulation limits or requirements declared by manufacturers.

Comments and explanations:

None

Reviewed by: Jackson Tsai

Report Producer: Ann Hou



1 General Description

1.1 Information

1.1.1 RF General Information

Frequency Range (MHz)	IEEE Std. 802.11	Ch. Frequency (MHz)	Channel Number
2400-2483.5	b, g, n (HT20)	2412-2462	1-11 [11]
2400-2483.5	n (HT40)	2422-2452	3-9 [7]

Band	Mode	BWch (MHz)	Nant
2.4-2.4835GHz	802.11b	20	1TX
2.4-2.4835GHz	802.11g	20	1TX
2.4-2.4835GHz	802.11n HT20	20	1TX
2.4-2.4835GHz	802.11n HT40	40	1TX

Note:

- ◆ 11b mode uses a combination of DSSS-DBPSK, DQPSK, CCK modulation.
- ◆ 11g, HT20 and HT40 use a combination of OFDM-BPSK, QPSK, 16QAM, 64QAM modulation.
- ◆ BWch is the nominal channel bandwidth.

1.1.2 Antenna Information

Ant.	Brand	Model Name	Antenna Type	Connector
1	-	-	internal antenna	muruta
2	-	-	internal antenna	muruta

Ant.	Port	Gain (dBi)	
		2.4G	5G
1	1	2	10
2	2	-	10

Note 1: The EUT has two antennas.

For 2.4GHz function:

For IEEE 802.11 b/g/n mode (1TX/1RX)

Ant. 1 (port 1) could transmit/receive simultaneously.

For 5GHz function:

For IEEE 802.11 n/ac mode (2TX/2RX)

Ant. 1 (port 1) and Ant. 2 (port 2) could transmit/receive simultaneously.



1.1.3 EUT Information

Operational Condition				
EUT Power Type	From PoE			
EUT Function	<input checked="" type="checkbox"/>	Point-to-multipoint	<input checked="" type="checkbox"/>	Point-to-point
Beamforming Function	<input type="checkbox"/>	With beamforming	<input checked="" type="checkbox"/>	Without beamforming
Type of EUT				
<input checked="" type="checkbox"/>	Stand-alone			
<input type="checkbox"/>	Combined (EUT where the radio part is fully integrated within another device)			
	Combined Equipment - Brand Name / Model No.: ...			
<input type="checkbox"/>	Plug-in radio (EUT intended for a variety of host systems)			
	Host System - Brand Name / Model No.: ...			
<input type="checkbox"/>	Other:			

1.1.4 Mode Test Duty Cycle

Mode	DC	DCF(dB)	T(s)	VBW(Hz) ≥ 1/T
802.11b	0.994	0.026	n/a (DC≥0.98)	n/a (DC≥0.98)
802.11g	0.749	1.255	279.375u	10k
802.11n HT20	0.736	1.331	251.25u	10k
802.11n HT40	0.73	1.367	251.25u	10k

Note. If DC < 0.98, the DCF was added while measuring Output power and PSD.



1.2 Testing Applied Standards

According to the specifications of the manufacturer, the EUT must comply with the requirements of the following standards:

- ◆ 47 CFR FCC Part 15
- ◆ ANSI C63.10-2013
- ◆ KDB 558074 D01 v05r01

1.3 Testing Location Information

Testing Location		
<input checked="" type="checkbox"/>	HWA YA	ADD : No. 52, Huaya 1st Rd., Guishan Dist., Taoyuan City, Taiwan (R.O.C.) TEL : 886-3-327-3456 FAX : 886-3-327-0973
Test site Designation No. TW1190 with FCC.		
<input type="checkbox"/>	JHUBEI	ADD : No.8, Ln. 724, Bo'ai St., Zhubei City, Hsinchu County, Taiwan (R.O.C.) TEL : 886-3-656-9065 FAX : 886-3-656-9085
Test site Designation No. TW0006 with FCC.		

Test Condition	Test Site No.	Test Engineer	Test Environment	Test Date
AC Conduction	CO04-HY	Lego	21.5-22.3°C / 58-62%	05/Mar/2019
RF Conducted	TH01-HY	Gary	23.3~23.9°C / 63~69%	18/Feb/2019~18/Mar/2019
Radiated	03CH03-HY	Justin	22.2~25.3°C / 51.8~54.5%	15/Feb/2019~16/Mar/2019

1.4 Measurement Uncertainty

ISO/IEC 17025 requires that an estimate of the measurement uncertainties associated with the emissions test results be included in the report. The measurement uncertainties given below are based on a 95% confidence level (based on a coverage factor (k=2))

Test Items	Uncertainty	Remark
Conducted Emission (150kHz ~ 30MHz)	3.54 dB	Confidence levels of 95%
Radiated Emission (9kHz ~ 30MHz)	1.6 dB	Confidence levels of 95%
Radiated Emission (30MHz ~ 1,000MHz)	4.3 dB	Confidence levels of 95%
Radiated Emission (1GHz ~ 18GHz)	3.9 dB	Confidence levels of 95%
Radiated Emission (18GHz ~ 40GHz)	3.5 dB	Confidence levels of 95%
Conducted Emission	1.3 dB	Confidence levels of 95%
Temperature	0.7 °C	Confidence levels of 95%
Humidity	4 %	Confidence levels of 95%



2 Test Configuration of EUT

2.1 Test Condition

RF Conducted	Abbreviation	Remark
TnomVnom	Tnom	20°C
-	Vnom	24V



2.2 Test Channel Mode

Test Software	CMD
---------------	-----

2.3 The Worst Case Measurement Configuration

The Worst Case Mode for Following Conformance Tests	
Tests Item	AC power-line conducted emissions
Condition	AC power-line conducted measurement for line and neutral
Operating Mode	CTX
1	PoE mode

The Worst Case Mode for Following Conformance Tests	
Tests Item	DTS Bandwidth Maximum Conducted Output Power Power Spectral Density Emissions in Non-restricted Frequency Bands
Test Condition	Conducted measurement at transmit chains

The Worst Case Mode for Following Conformance Tests		
Tests Item	Emissions in Restricted Frequency Bands	
Test Condition	Radiated measurement If EUT consist of multiple antenna assembly (multiple antenna are used in EUT regardless of spatial multiplexing MIMO configuration), the radiated test should be performed with highest antenna gain of each antenna type.	
Operating Mode < 1GHz	CTX	
1	PoE mode	
Operating Mode > 1GHz	CTX	
Orthogonal Planes of EUT	Y Plane	Z Plane
		
Worst Planes of EUT	V	

The Worst Case Mode for Following Conformance Tests	
Tests Item	Simultaneous Transmission Analysis
Operating Mode	CTX
1	WLAN 2.4GHz + WLAN 5GHz
2	WLAN 2.4GHz + 60GHz
Refer to Sporton Test Report No.: FA921415 for Co-location RF Exposure Evaluation.	



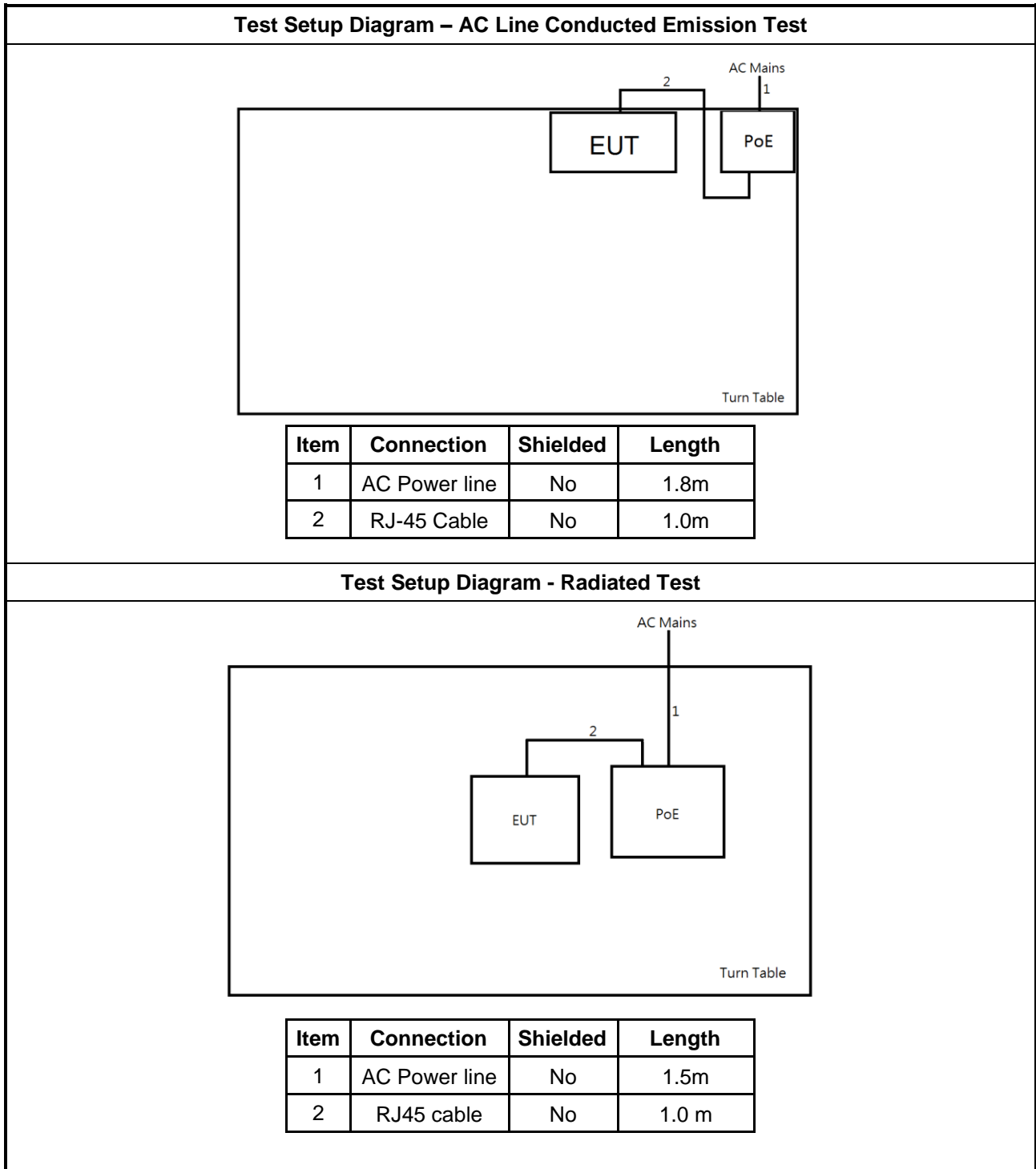
2.4 Accessories and Support Equipment

Accessories				
PoE Adapter	Brand Name	UBIQUITI	Model Name	GP-A240-050G
	Manufacturer	UBIQUITI		
	Power Rating	I/P: 100- 240Vac, 0.3A, O/P: 24Vdc, 0.5A		

Reminder: Regarding to more detail and other information, please refer to user manual.

Support Equipment - RF Conducted				
No.	Equipment	Brand Name	Model Name	FCC ID
1	Notebook	DELL	E5410	DoC
2	Adapter for Notebook	DELL	HA65NM130	DoC

2.5 Test Setup Diagram



3 Transmitter Test Result

3.1 AC Power-line Conducted Emissions

3.1.1 AC Power-line Conducted Emissions Limit

AC Power-line Conducted Emissions Limit		
Frequency Emission (MHz)	Quasi-Peak	Average
0.15-0.5	66 - 56 *	56 - 46 *
0.5-5	56	46
5-30	60	50

Note 1: * Decreases with the logarithm of the frequency.

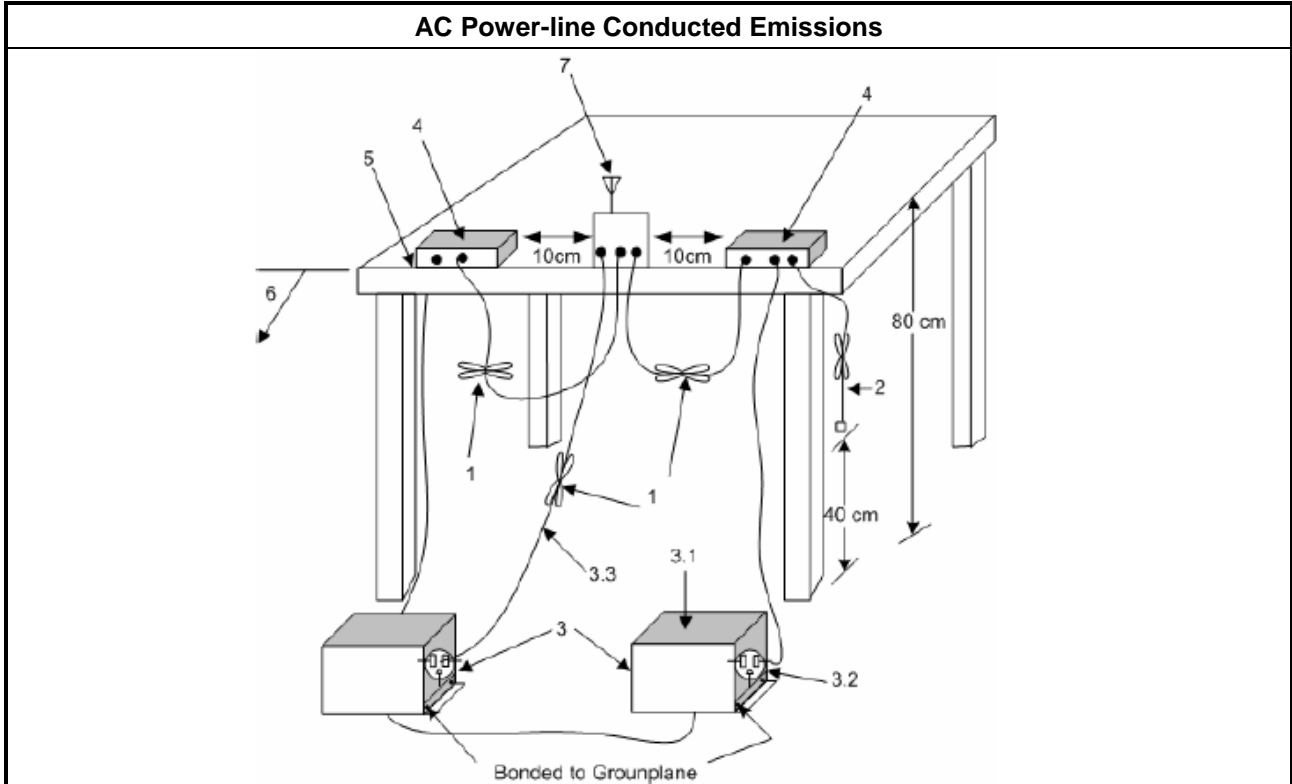
3.1.2 Measuring Instruments

Refer a test equipment and calibration data table in this test report.

3.1.3 Test Procedures

Test Method
<input checked="" type="checkbox"/> Refer as ANSI C63.10-2013, clause 6.2 for AC power-line conducted emissions.

3.1.4 Test Setup



3.1.5 Test Result of AC Power-line Conducted Emissions

Refer as Appendix A

3.2 DTS Bandwidth

3.2.1 6dB Bandwidth Limit

6dB Bandwidth Limit	
Systems using digital modulation techniques:	
<ul style="list-style-type: none"> ▪ 6 dB bandwidth \geq 500 kHz. 	

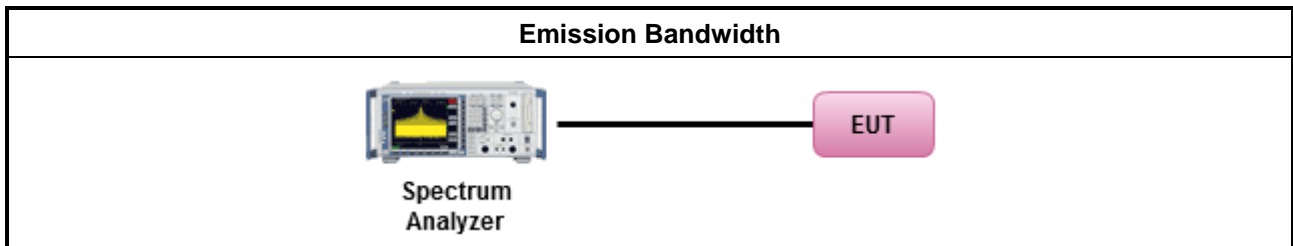
3.2.2 Measuring Instruments

Refer a test equipment and calibration data table in this test report.

3.2.3 Test Procedures

Test Method	
<ul style="list-style-type: none"> ▪ For the emission bandwidth shall be measured using one of the options below: 	
<input checked="" type="checkbox"/>	Refer as KDB 558074. clause 8.2 (11.8 of ANSI C63.10) DTS bandwidth measurement.
<input type="checkbox"/>	Refer as RSS-Gen, clause 6.7 for for occupied bandwidth testing.
<input type="checkbox"/>	Refer as ANSI C63.10, clause 6.9.3 for occupied bandwidth testing.

3.2.4 Test Setup



3.2.5 Test Result of Emission Bandwidth

Refer as Appendix B

3.3 Maximum Conducted Output Power

3.3.1 Maximum Conducted Output Power Limit

Maximum Conducted Output Power Limit	
	<ul style="list-style-type: none"> ▪ If $G_{TX} \leq 6$ dBi, then $P_{Out} \leq 30$ dBm (1 W)
	<ul style="list-style-type: none"> ▪ Point-to-multipoint systems (P2M): If $G_{TX} > 6$ dBi, then $P_{Out} = 30 - (G_{TX} - 6)$ dBm
	<ul style="list-style-type: none"> ▪ Point-to-point systems (P2P): If $G_{TX} > 6$ dBi, then $P_{Out} = 30 - (G_{TX} - 6)/3$ dBm
	<ul style="list-style-type: none"> ▪ Smart antenna system (SAS):
	<ul style="list-style-type: none"> - Single beam: If $G_{TX} > 6$ dBi, then $P_{Out} = 30 - (G_{TX} - 6)/3$ dBm
	<ul style="list-style-type: none"> - Overlap beam: If $G_{TX} > 6$ dBi, then $P_{Out} = 30 - (G_{TX} - 6)/3$ dBm
	<ul style="list-style-type: none"> - Aggregate power on all beams: If $G_{TX} > 6$ dBi, then $P_{Out} = 30 - (G_{TX} - 6)/3 + 8$ dB dBm
e.i.r.p. Power Limit:	
	<ul style="list-style-type: none"> ▪ 2400-2483.5 MHz Band
	<ul style="list-style-type: none"> ▪ Point-to-multipoint systems (P2M): $P_{eirp} \leq 36$ dBm (4 W)
	<ul style="list-style-type: none"> ▪ Point-to-point systems (P2P): $P_{eirp} \leq \text{MAX}(36, [P_{Out} + G_{TX}])$ dBm
	<ul style="list-style-type: none"> ▪ Smart antenna system (SAS)
	<ul style="list-style-type: none"> - Single beam: $P_{eirp} \leq \text{MAX}(36, P_{Out} + G_{TX})$ dBm
	<ul style="list-style-type: none"> - Overlap beam: $P_{eirp} \leq \text{MAX}(36, P_{Out} + G_{TX})$ dBm
	<ul style="list-style-type: none"> - Aggregate power on all beams: $P_{eirp} \leq \text{MAX}(36, [P_{Out} + G_{TX} + 8])$ dBm
P_{Out} = maximum peak conducted output power or maximum conducted output power in dBm, G_{TX} = the maximum transmitting antenna directional gain in dBi.	

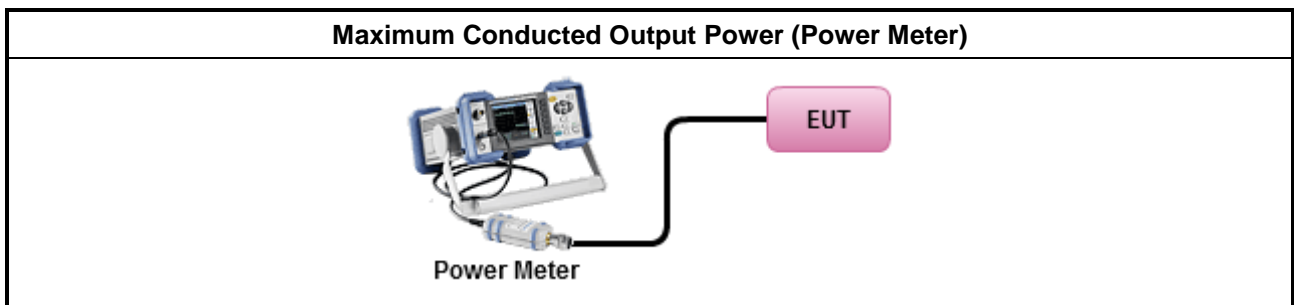
3.3.2 Measuring Instruments

Refer a test equipment and calibration data table in this test report.

3.3.3 Test Procedures

Test Method	
<ul style="list-style-type: none"> ▪ Maximum Peak Conducted Output Power 	
<input type="checkbox"/>	Refer as KDB 558074, clause 8.3.1.1 (11.9.1.1 of ANSI C63.10) RBW ≥ EBW method.
<input type="checkbox"/>	Refer as KDB 558074, clause 8.3.1.2 (11.9.1.2 of ANSI C63.10) integrated band power method.
<input type="checkbox"/>	Refer as KDB 558074, clause 8.3.1.3 (11.9.1.3 of ANSI C63.10) peak power meter.
<ul style="list-style-type: none"> ▪ Maximum Average Conducted Output Power 	
<input type="checkbox"/>	Refer as KDB 558074, clause 8.3.2.2 (11.9.2.2 of ANSI C63.10) using a spectrum analyzer.
<input checked="" type="checkbox"/>	Refer as KDB 558074, clause 8.3.2.3 (11.9.2.3 of ANSI C63.10) using a power meter.
<ul style="list-style-type: none"> ▪ For conducted measurement. 	
<ul style="list-style-type: none"> ▪ If the EUT supports multiple transmit chains using options given below: Refer as KDB 662911, In-band power measurements. Using the measure-and-sum approach, measured all transmit ports individually. Sum the power (in linear power units e.g., mW) of all ports for each individual sample and save them. 	
<ul style="list-style-type: none"> ▪ If multiple transmit chains, EIRP calculation could be following as methods: $P_{total} = P_1 + P_2 + \dots + P_n$ (calculated in linear unit [mW] and transfer to log unit [dBm]) $EIRP_{total} = P_{total} + DG$ 	

3.3.4 Test Setup



3.3.5 Test Result of Maximum Conducted Output Power

Refer as Appendix C

3.4 Power Spectral Density

3.4.1 Power Spectral Density Limit

Power Spectral Density Limit
<ul style="list-style-type: none"> Power Spectral Density (PSD) \leq 8 dBm/3kHz

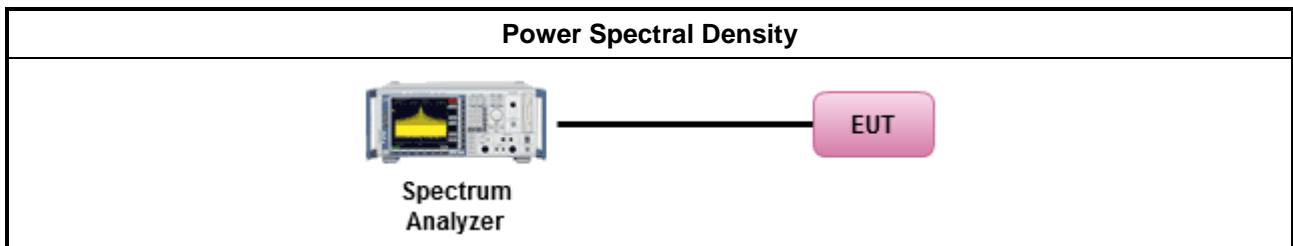
3.4.2 Measuring Instruments

Refer a test equipment and calibration data table in this test report.

3.4.3 Test Procedures

Test Method
<ul style="list-style-type: none"> Peak power spectral density procedures that the same method as used to determine the conducted output power. If maximum peak conducted output power was measured to demonstrate compliance to the output power limit, then the peak PSD procedure below (Method PKPSD) shall be used. If maximum conducted output power was measured to demonstrate compliance to the output power limit, then one of the average PSD procedures shall be used, as applicable based on the following criteria (the peak PSD procedure is also an acceptable option).
<input checked="" type="checkbox"/> Refer as KDB 558074, clause 8.4 (11.10 of ANSI C63.10) Method PKPSD.
<ul style="list-style-type: none"> For conducted measurement.
<ul style="list-style-type: none"> If The EUT supports multiple transmit chains using options given below: <ul style="list-style-type: none"> Measure and sum the spectra across the outputs. Refer as KDB 662911, In-band power spectral density (PSD). Sample all transmit ports simultaneously using a spectrum analyzer for each transmit port. Where the trace bin-by-bin of each transmit port summing can be performed. (i.e., in the first spectral bin of output 1 is summed with that in the first spectral bin of output 2 and that from the first spectral bin of output 3, and so on up to the NTX output to obtain the value for the first frequency bin of the summed spectrum.). Add up the amplitude (power) values for the different transmit chains and use this as the new data trace.

3.4.4 Test Setup



3.4.5 Test Result of Power Spectral Density

Refer as Appendix D

3.5 Emissions in Non-restricted Frequency Bands

3.5.1 Emissions in Non-restricted Frequency Bands Limit

Un-restricted Band Emissions Limit	
RF output power procedure	Limit (dB)
Peak output power procedure	20
Average output power procedure	30

Note 1: If the peak output power procedure is used to measure the fundamental emission power to demonstrate compliance to requirements, then the peak conducted output power measured within any 100 kHz outside the authorized frequency band shall be attenuated by at least 20 dB relative to the maximum measured in-band peak PSD level.

Note 2: If the average output power procedure is used to measure the fundamental emission power to demonstrate compliance to requirements, then the power in any 100 kHz outside of the authorized frequency band shall be attenuated by at least 30 dB relative to the maximum measured in-band average PSD level.

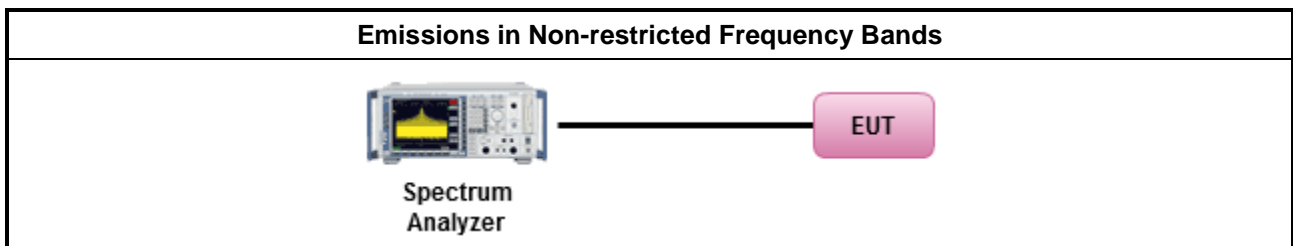
3.5.2 Measuring Instruments

Refer a test equipment and calibration data table in this test report.

3.5.3 Test Procedures

Test Method
<ul style="list-style-type: none"> Refer as KDB 558074, clause 8.5 (11.11 of ANSI C63.10) for non-restricted frequency bands.

3.5.4 Test Setup



3.5.5 Test Result of Emissions in Non-restricted Frequency Bands

Refer as Appendix E



3.6 Emissions in Restricted Frequency Bands

3.6.1 Emissions in Restricted Frequency Bands Limit

Restricted Band Emissions Limit			
Frequency Range (MHz)	Field Strength (uV/m)	Field Strength (dBuV/m)	Measure Distance (m)
0.009~0.490	2400/F(kHz)	48.5 - 13.8	300
0.490~1.705	24000/F(kHz)	33.8 - 23	30
1.705~30.0	30	29	30
30~88	100	40	3
88~216	150	43.5	3
216~960	200	46	3
Above 960	500	54	3

Note 1: Test distance for frequencies at or above 30 MHz, measurements may be performed at a distance other than the limit distance provided they are not performed in the near field and the emissions to be measured can be detected by the measurement equipment. When performing measurements at a distance other than that specified, the results shall be extrapolated to the specified distance using an extrapolation factor of 20 dB/decade (inverse of linear distance for field-strength measurements, inverse of linear distance-squared for power-density measurements).

Note 2: Test distance for frequencies at below 30 MHz, measurements may be performed at a distance closer than the EUT limit distance; however, an attempt should be made to avoid making measurements in the near field. When performing measurements below 30 MHz at a closer distance than the limit distance, the results shall be extrapolated to the specified distance by either making measurements at a minimum of two or more distances on at least one radial to determine the proper extrapolation factor or by using the square of an inverse linear distance extrapolation factor (40 dB/decade). The test report shall specify the extrapolation method used to determine compliance of the EUT.

Note 3: Using the distance of 1m during the test for above 18 GHz, and the test value to correct for the distance factor at 3m.

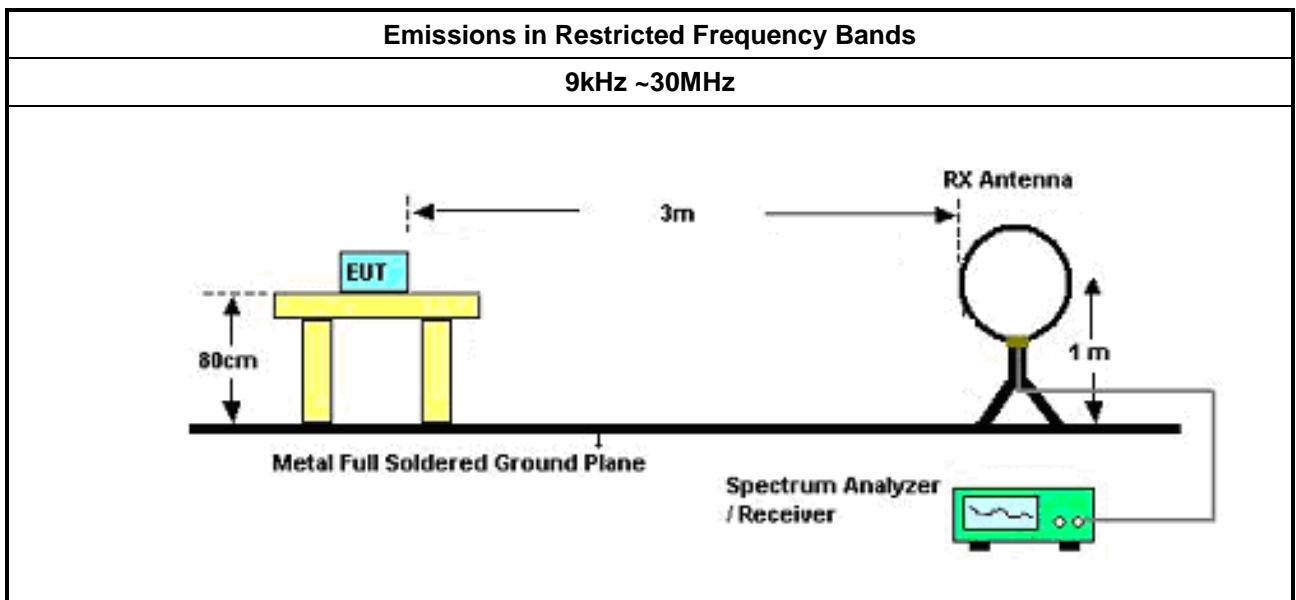
3.6.2 Measuring Instruments

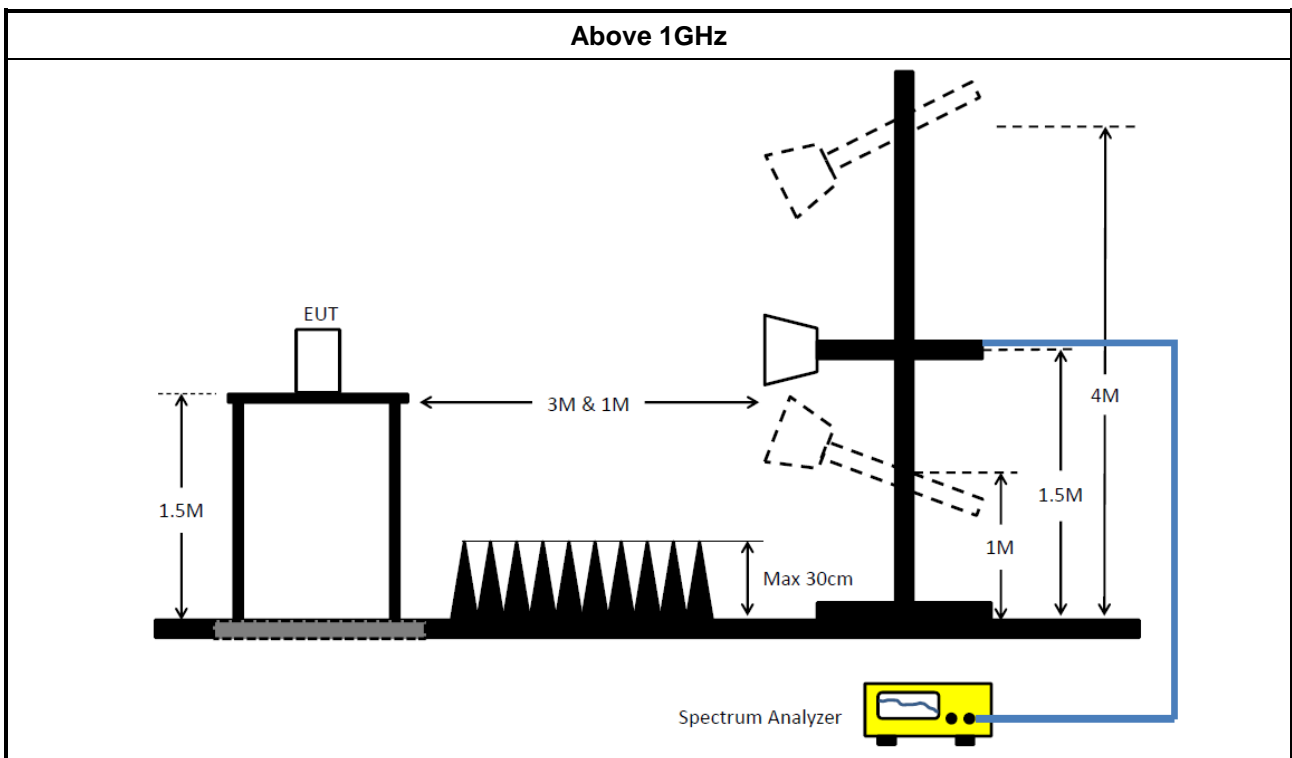
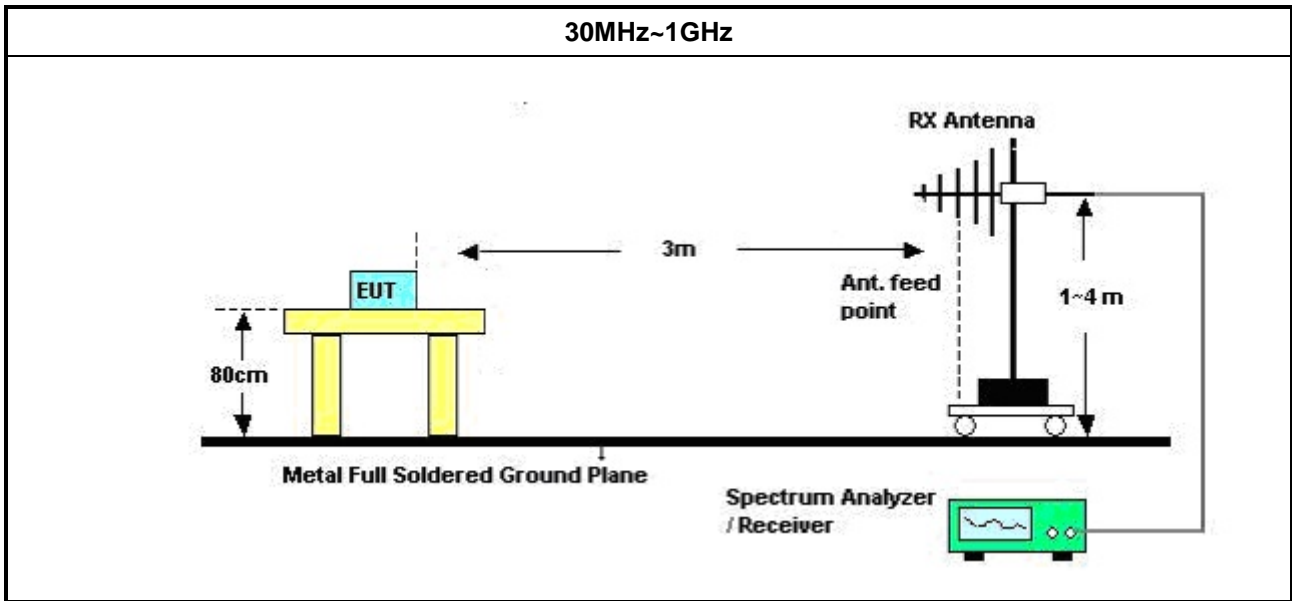
Refer a test equipment and calibration data table in this test report.

3.6.3 Test Procedures

Test Method	
<ul style="list-style-type: none"> The average emission levels shall be measured in [duty cycle \geq 98 or duty factor]. 	
<ul style="list-style-type: none"> Refer as ANSI C63.10, clause 6.10.3 band-edge testing shall be performed at the lowest frequency channel and highest frequency channel within the allowed operating band. 	
<ul style="list-style-type: none"> For the transmitter unwanted emissions shall be measured using following options below: 	
	<ul style="list-style-type: none"> Refer as KDB 558074, clause 8.6 (11.12 of ANSI C63.10) for restricted frequency bands.
<ul style="list-style-type: none"> For the transmitter band-edge emissions shall be measured using following options below: 	
	<ul style="list-style-type: none"> Refer as KDB 558074 clause 8.7.1, When the performing peak or average radiated measurements, emissions within 2 MHz of the authorized band edge may be measured using the marker-delta method described below.
	<ul style="list-style-type: none"> Refer as KDB 558074, clause 8.7.2 (6.10.6 of ANSI C63.10) for marker-delta method for band-edge measurements.
	<ul style="list-style-type: none"> Refer as KDB 558074, clause 8.7.3 for narrower resolution bandwidth (100kHz) using the band power and summing the spectral levels (i.e., 1 MHz).
<ul style="list-style-type: none"> Use the following spectrum analyzer settings: 	
	<ul style="list-style-type: none"> Set RBW=100 kHz for $f < 1$ GHz; VBW=3 * RBW; Sweep = auto; Detector function = peak; Trace = max hold.
	<ul style="list-style-type: none"> Set RBW = 1 MHz, VBW= 3MHz for $f \geq 1$ GHz for peak measurement. For average measurement, refer as 1.1.4.

3.6.4 Test Setup





3.6.5 Test Result of Emissions in Restricted Frequency Bands (Below 30MHz)

The amplitude of spurious emissions which are attenuated by more than 20dB below the permissible value has no need to be reported.

3.6.6 Test Result of Emissions in Restricted Frequency Bands

Refer as Appendix F



4 Test Equipment and Calibration Data

Instrument for AC Conduction

Instrument	Manufacturer	Model No.	Serial No.	Spec.	Calibration Date	Calibration Due Date
EMC Receiver	R&S	ESR	102051	9KHz ~ 3.6GHz	03/May/2018	02/May/2019
LISN	R&S	ENV216	101295	9kHz ~ 30MHz	08/Nov/2018	07/Nov/2019
RF Cable-CON	MTJ	RG142	CB002-CO	9kHz ~ 200MHz	17/Sep/2018	16/Sep/2019
AC POWER	APC	AFC-11005G	F310050055	47Hz ~ 63Hz 5~300V	NCR	NCR
Impuls Begrenzer Pulse Limiter	SCHWARZBECK	VTSD 9561-F	9561-F041	9 kHz ~ 30 MHz	12/Oct/2018	11/Oct/2019

NCR : Non-Calibration Require

Instrument for Radiated Test

Instrument	Manufacturer	Model No.	Serial No.	Spec.	Calibration Date	Calibration Due Date
3m Semi Anechoic Chamber	SIDT FRANKONIA	SAC-3M	03CH03-HY	30MHz ~ 1GHz 3m	30/Oct/2018	29/Oct/2019
3m Semi Anechoic Chamber	SIDT FRANKONIA	SAC-3M	03CH03-HY	1GHz ~ 18GHz 3m	30/Oct/2018	29/Oct/2019
Amplifier	HP	8447D	2944A08033	10kHz ~ 1.3GHz	23/Apr/2018	19/Apr/2019
EMI Test Receiver	R&S	ESR3	102052	9kHz ~ 3.6GHz	10/Apr/2018	09/Apr/2019
Bilog Antenna with 5dB Pad	ETS	3142B & MTJ6102-05	00022055	26 MHz ~ 3 GHz	19/Nov/2018	18/Nov/2019
Microwave System Preamplifier	KEYSIGHT	83017A	MY53270196	1GHz ~ 26.5GHz	05/Sep/2018	04/Sep/2019
Signal Analyzer	R&S	FSV40	101500	10Hz ~ 40GHz	18/Jul/2018	17/Jul/2019
RF Cable-R03m	Jye Bao	RG142	CB021	9kHz ~ 1GHz	29/Jan/2019	28/Jan/2020
RF Cable-high	SUHNER	SUCOFLEX 106	CB222	1GHz ~ 40GHz	29/Jan/2019	28/Jan/2020
Broadband Horn Antenna	SCHWARZBECK	BBHA9170	BBHA9170339	18GHz ~ 40GHz	11/Apr/2018	10/Apr/2019
Double Ridged Guide Horn Antenna	SCHWARZBECK	BBHA 9120 D	BBHA 9120 D 1531	1GHz ~ 18GHz	18/Apr/ 2018	17/Apr/2019
Preamplifier	MITEQ	TTA1840-35-HG	1864481	18GHz ~ 40GHz	24/Aug/2018	23/Aug/2019

Instrument for Conducted Test

Instrument	Manufacturer	Model No.	Serial No.	Spec.	Calibration Date	Calibration Due Date
Spectrum Analyzer	R&S	FSV 40	101029	10Hz ~ 40GHz	11/Sep/2018	10/Sep/2019
SMB100A Signal Generator	R&S	SMB100A03	181147	100kHz ~ 40GHz	12/Nov/2018	10/Nov/2020
Power Sensor	Anritsu	MA2411B	1339407	300MHz ~ 40GHz	17/Nov/2018	16/Nov/2019
Power Meter	Anritsu	ML2495A	1517010	300MHz ~ 40GHz	17/Nov/2018	16/Nov/2019
Cable 0.2m	HUBER	MY10710/4	RF Cable - 01	30MHz ~ 1G	11/Jan/2019	10/Jan/2020
Cable 0.2m	HUBER	MY10710/4	RF Cable - 01	1G ~ 18G	11/Jan/2019	10/Jan/2020
Cable 0.5m	HUBER	MY10714/4	RF Cable - 05	30MHz ~ 1G	11/Jan/2019	10/Jan/2020

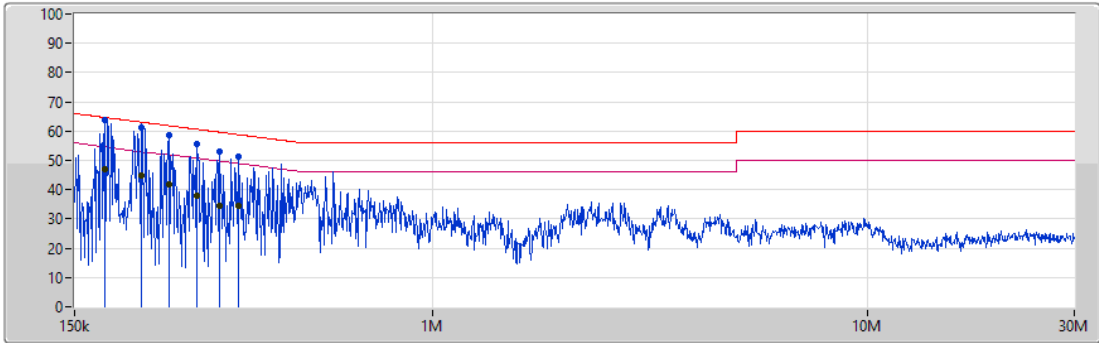


AC Power-line Conducted Emissions Result

Operating Mode	1	Power Phase	Neutral
Operating Function	PoE mode		

AC Conduction

05/03/2019



Type	Freq (Hz)	Level (dBuV)	Limit (dBuV)	Margin (dB)	Factor (dB)	Condition	Comment	Raw (dBuV)	LISN (dB)	CL (dB)	AT (dB)
QP	175.97k	63.69	64.68	-0.99	19.47	Neutral	"Worst"	44.22	9.59	0.01	9.87
AV	175.97k	47.13	54.68	-7.55	19.47	Neutral	-	27.66	9.59	0.01	9.87
QP	213.137k	61.37	63.07	-1.70	19.47	Neutral	-	41.90	9.59	0.01	9.87
AV	213.137k	44.73	53.07	-8.34	19.47	Neutral	-	25.26	9.59	0.01	9.87
QP	247.062k	58.83	61.85	-3.02	19.47	Neutral	-	39.36	9.59	0.01	9.87
AV	247.062k	41.82	51.85	-10.03	19.47	Neutral	-	22.35	9.59	0.01	9.87
QP	287.532k	55.69	60.59	-4.90	19.48	Neutral	-	36.21	9.59	0.01	9.88
AV	287.532k	37.77	50.59	-12.82	19.48	Neutral	-	18.29	9.59	0.01	9.88
QP	324.114k	52.93	59.59	-6.66	19.48	Neutral	-	33.45	9.59	0.01	9.88
AV	324.114k	34.66	49.59	-14.93	19.48	Neutral	-	15.18	9.59	0.01	9.88
QP	356.703k	51.14	58.81	-7.67	19.48	Neutral	-	31.66	9.59	0.01	9.88
AV	356.703k	34.67	48.81	-14.14	19.48	Neutral	-	15.19	9.59	0.01	9.88

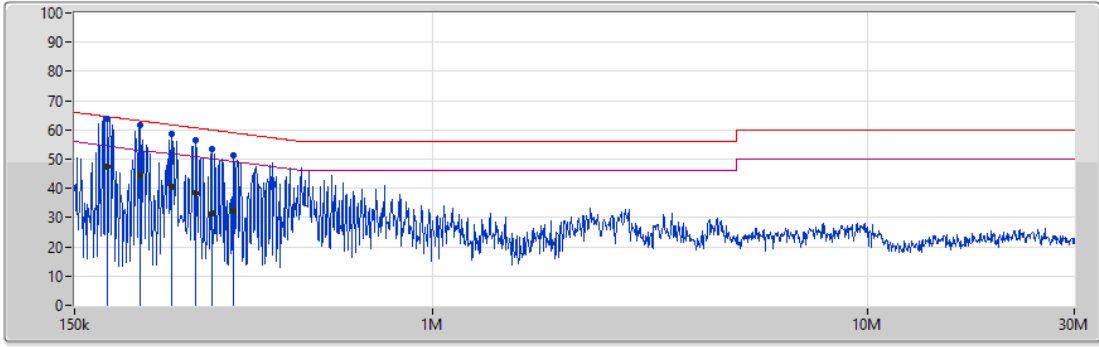


AC Power-line Conducted Emissions Result

Operating Mode	1	Power Phase	Line
Operating Function	PoE mode		

AC Conduction

05/03/2019



Type	Freq (Hz)	Level (dBuV)	Limit (dBuV)	Margin (dB)	Factor (dB)	Condition	Comment	Raw (dBuV)	LISN (dB)	CL (dB)	AT (dB)
QP	178.091k	63.75	64.57	-0.82	19.48	Line	"Worst"	44.27	9.60	0.01	9.87
AV	178.091k	47.27	54.57	-7.30	19.48	Line	-	27.79	9.60	0.01	9.87
QP	212.287k	61.60	63.11	-1.51	19.48	Line	-	42.12	9.60	0.01	9.87
AV	212.287k	44.59	53.11	-8.52	19.48	Line	-	25.11	9.60	0.01	9.87
QP	251.038k	58.75	61.72	-2.97	19.48	Line	-	39.27	9.60	0.01	9.87
AV	251.038k	40.71	51.72	-11.01	19.48	Line	-	21.23	9.60	0.01	9.87
QP	285.246k	56.39	60.67	-4.28	19.48	Line	-	36.91	9.59	0.01	9.88
AV	285.246k	38.52	50.67	-12.15	19.48	Line	-	19.04	9.59	0.01	9.88
QP	310.189k	53.29	59.96	-6.67	19.48	Line	-	33.81	9.59	0.01	9.88
AV	310.189k	31.56	49.96	-18.40	19.48	Line	-	12.08	9.59	0.01	9.88
QP	348.261k	51.50	59.00	-7.50	19.48	Line	-	32.02	9.59	0.01	9.88
AV	348.261k	32.38	49.00	-16.62	19.48	Line	-	12.90	9.59	0.01	9.88



Summary

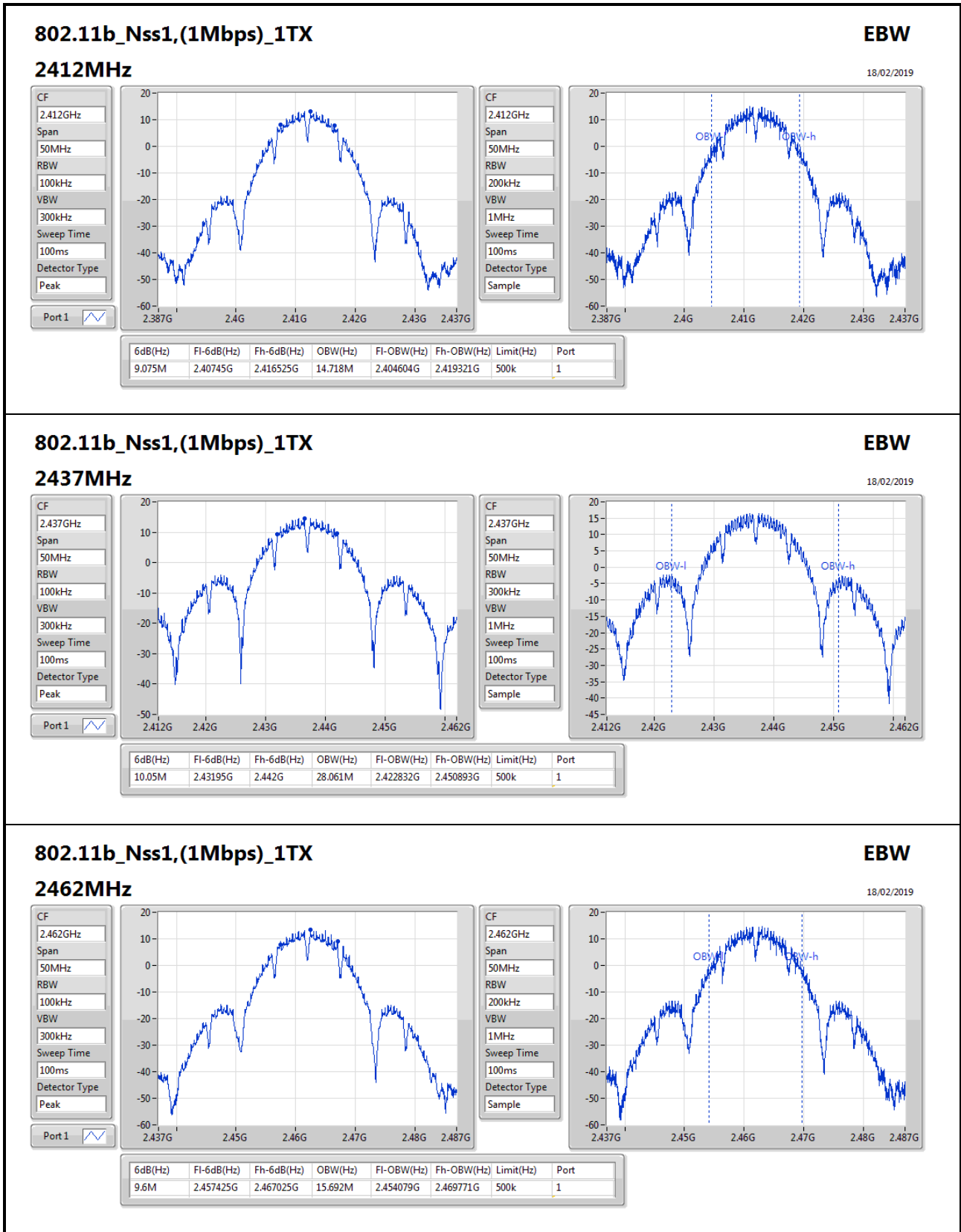
Mode	Max-N dB (Hz)	Max-OBW (Hz)	ITU-Code	Min-N dB (Hz)	Min-OBW (Hz)
2.4-2.4835GHz	-	-	-	-	-
802.11b_Nss1,(1Mbps)_1TX	10.05M	28.061M	28M1G1D	9.075M	14.718M
802.11g_Nss1,(6Mbps)_1TX	16.4M	23.063M	23M1D1D	16.375M	16.517M
802.11n HT20_Nss1,(MCS0)_1TX	16.425M	23.088M	23M1D1D	16.375M	16.492M
802.11n HT40_Nss1,(MCS0)_1TX	36.45M	36.482M	36M5D1D	36.3M	36.432M

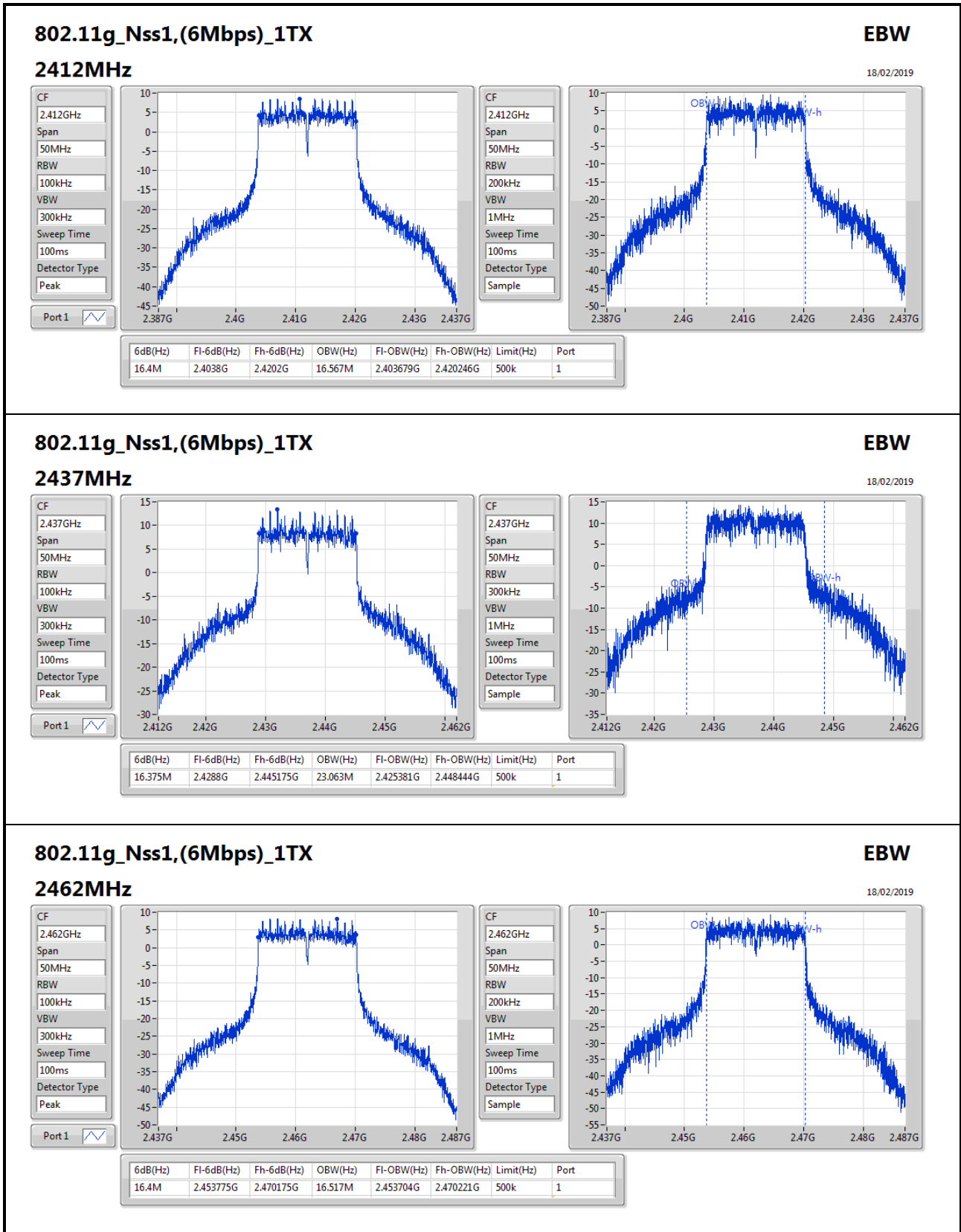
Max-N dB = Maximum 6dB down bandwidth; Max-OBW = Maximum 99% occupied bandwidth;
 Min-N dB = Minimum 6dB down bandwidth; Min-OBW = Minimum 99% occupied bandwidth;

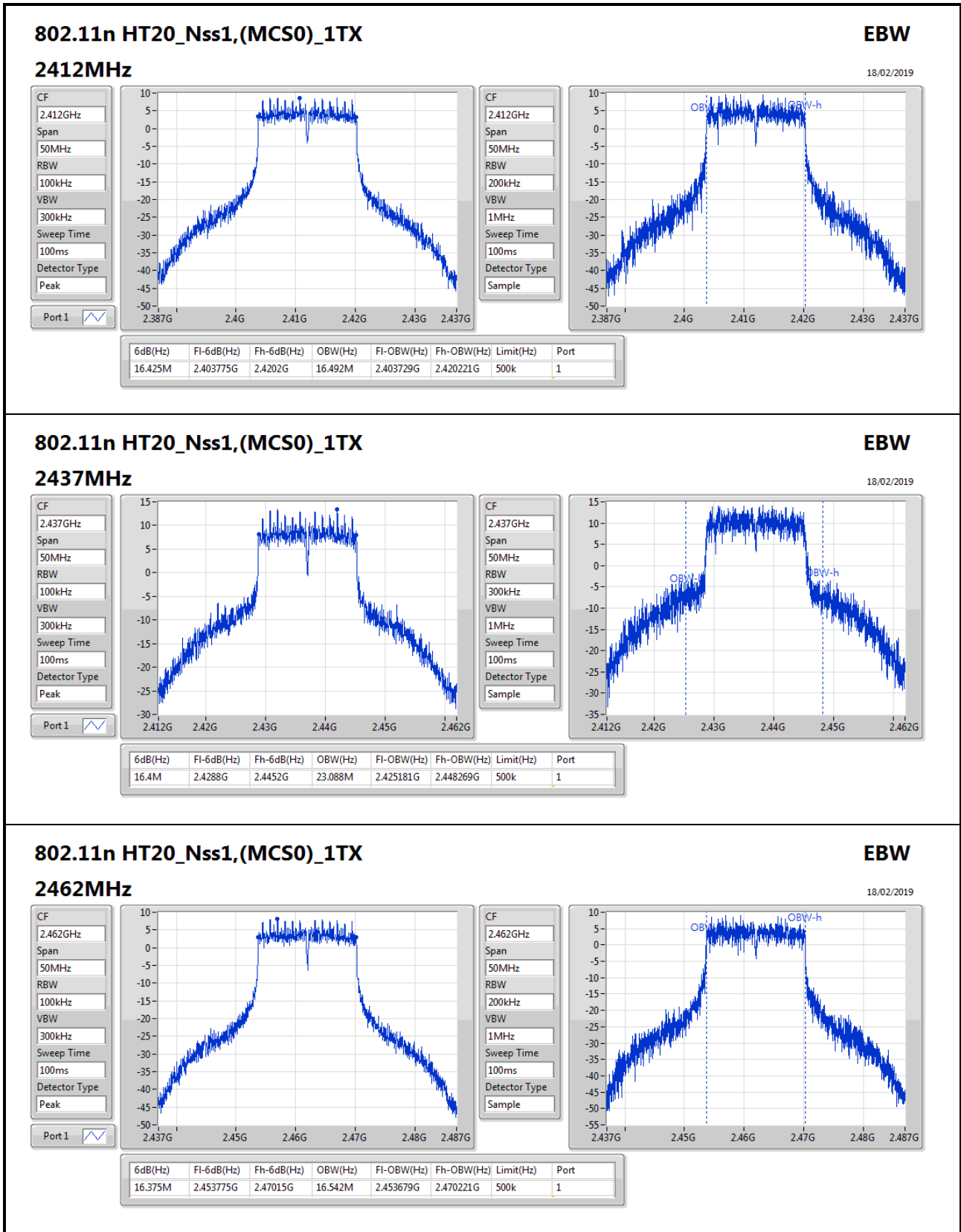
Result

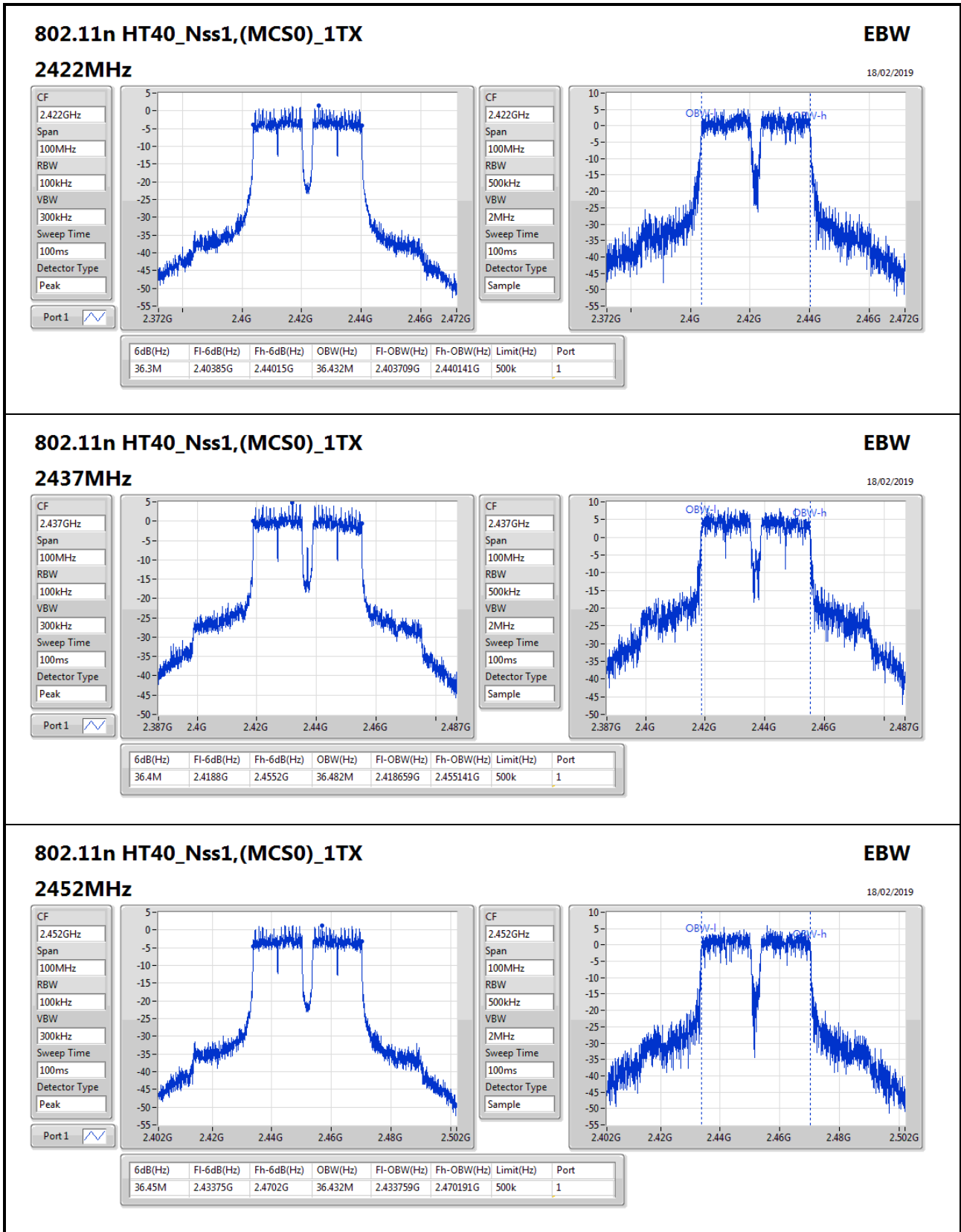
Mode	Result	Limit (Hz)	Port 1-N dB (Hz)	Port 1-OBW (Hz)
802.11b_Nss1,(1Mbps)_1TX	-	-	-	-
2412MHz	Pass	500k	9.075M	14.718M
2437MHz	Pass	500k	10.05M	28.061M
2462MHz	Pass	500k	9.6M	15.692M
802.11g_Nss1,(6Mbps)_1TX	-	-	-	-
2412MHz	Pass	500k	16.4M	16.567M
2437MHz	Pass	500k	16.375M	23.063M
2462MHz	Pass	500k	16.4M	16.517M
802.11n HT20_Nss1,(MCS0)_1TX	-	-	-	-
2412MHz	Pass	500k	16.425M	16.492M
2437MHz	Pass	500k	16.4M	23.088M
2462MHz	Pass	500k	16.375M	16.542M
802.11n HT40_Nss1,(MCS0)_1TX	-	-	-	-
2422MHz	Pass	500k	36.3M	36.432M
2437MHz	Pass	500k	36.4M	36.482M
2452MHz	Pass	500k	36.45M	36.432M

Port X-N dB = Port X 6dB down bandwidth; Port X-OBW = Port X 99% occupied bandwidth;











Summary

Mode	Total Power (dBm)	Total Power (W)
2.4-2.4835GHz	-	-
802.11b_Nss1,(1Mbps)_1TX	20.83	0.12106
802.11g_Nss1,(6Mbps)_1TX	20.46	0.11117
802.11n HT20_Nss1,(MCS0)_1TX	20.51	0.11246
802.11n HT40_Nss1,(MCS0)_1TX	17.83	0.06067

Result

Mode	Result	DG (dBi)	Port 1 (dBm)	Total Power (dBm)	Power Limit (dBm)
802.11b_Nss1,(1Mbps)_1TX	-	-	-	-	-
2412MHz	Pass	2.00	20.68	20.68	30.00
2417MHz	Pass	2.00	20.72	20.72	30.00
2437MHz	Pass	2.00	20.83	20.83	30.00
2457MHz	Pass	2.00	20.59	20.59	30.00
2462MHz	Pass	2.00	20.76	20.76	30.00
802.11g_Nss1,(6Mbps)_1TX	-	-	-	-	-
2412MHz	Pass	2.00	19.39	19.39	30.00
2417MHz	Pass	2.00	20.13	20.13	30.00
2437MHz	Pass	2.00	20.46	20.46	30.00
2457MHz	Pass	2.00	20.21	20.21	30.00
2462MHz	Pass	2.00	19.10	19.10	30.00
802.11n HT20_Nss1,(MCS0)_1TX	-	-	-	-	-
2412MHz	Pass	2.00	19.24	19.24	30.00
2417MHz	Pass	2.00	20.34	20.34	30.00
2437MHz	Pass	2.00	20.51	20.51	30.00
2457MHz	Pass	2.00	20.02	20.02	30.00
2462MHz	Pass	2.00	18.85	18.85	30.00
802.11n HT40_Nss1,(MCS0)_1TX	-	-	-	-	-
2422MHz	Pass	2.00	14.70	14.70	30.00
2427MHz	Pass	2.00	16.90	16.90	30.00
2437MHz	Pass	2.00	17.83	17.83	30.00
2447MHz	Pass	2.00	16.49	16.49	30.00
2452MHz	Pass	2.00	14.92	14.92	30.00

DG = Directional Gain; Port X = Port X output power

Note : Conducted average output power is for reference only



Summary

Mode	PD (dBm/RBW)
2.4-2.4835GHz	-
802.11b_Nss1,(1Mbps)_1TX	-1.31
802.11g_Nss1,(6Mbps)_1TX	-2.66
802.11n HT20_Nss1,(MCS0)_1TX	-3.74
802.11n HT40_Nss1,(MCS0)_1TX	-10.81

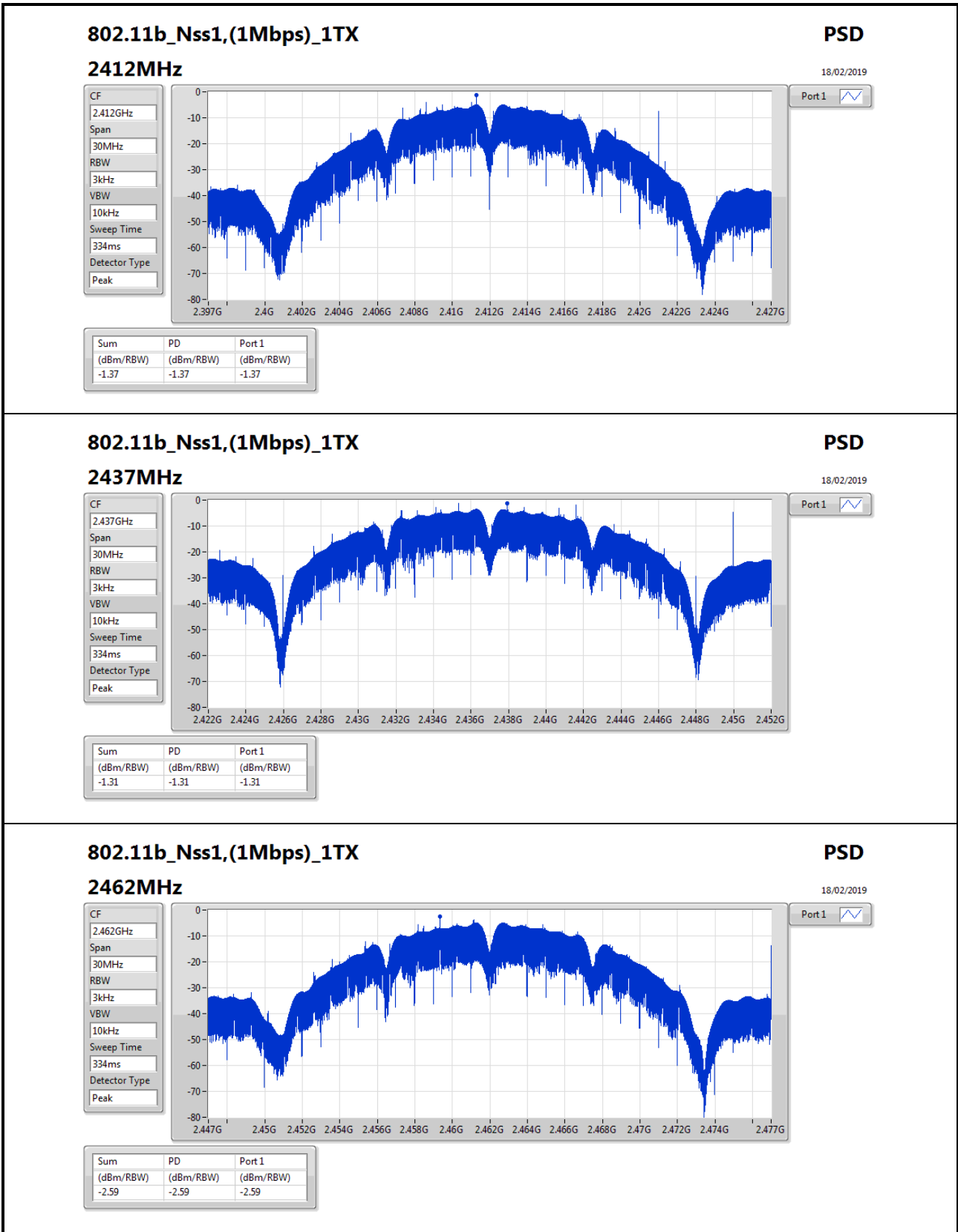
RBW=3kHz.

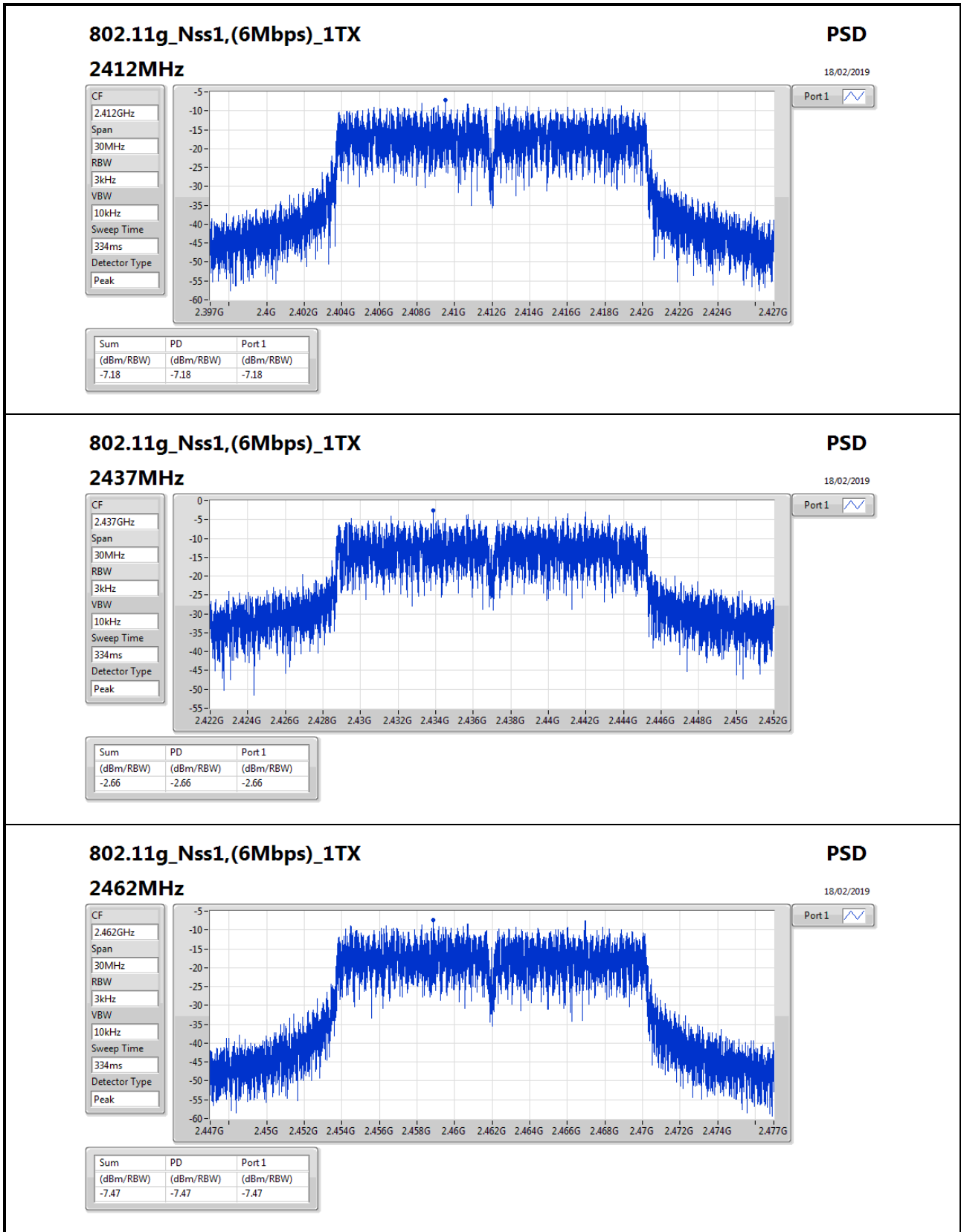
Result

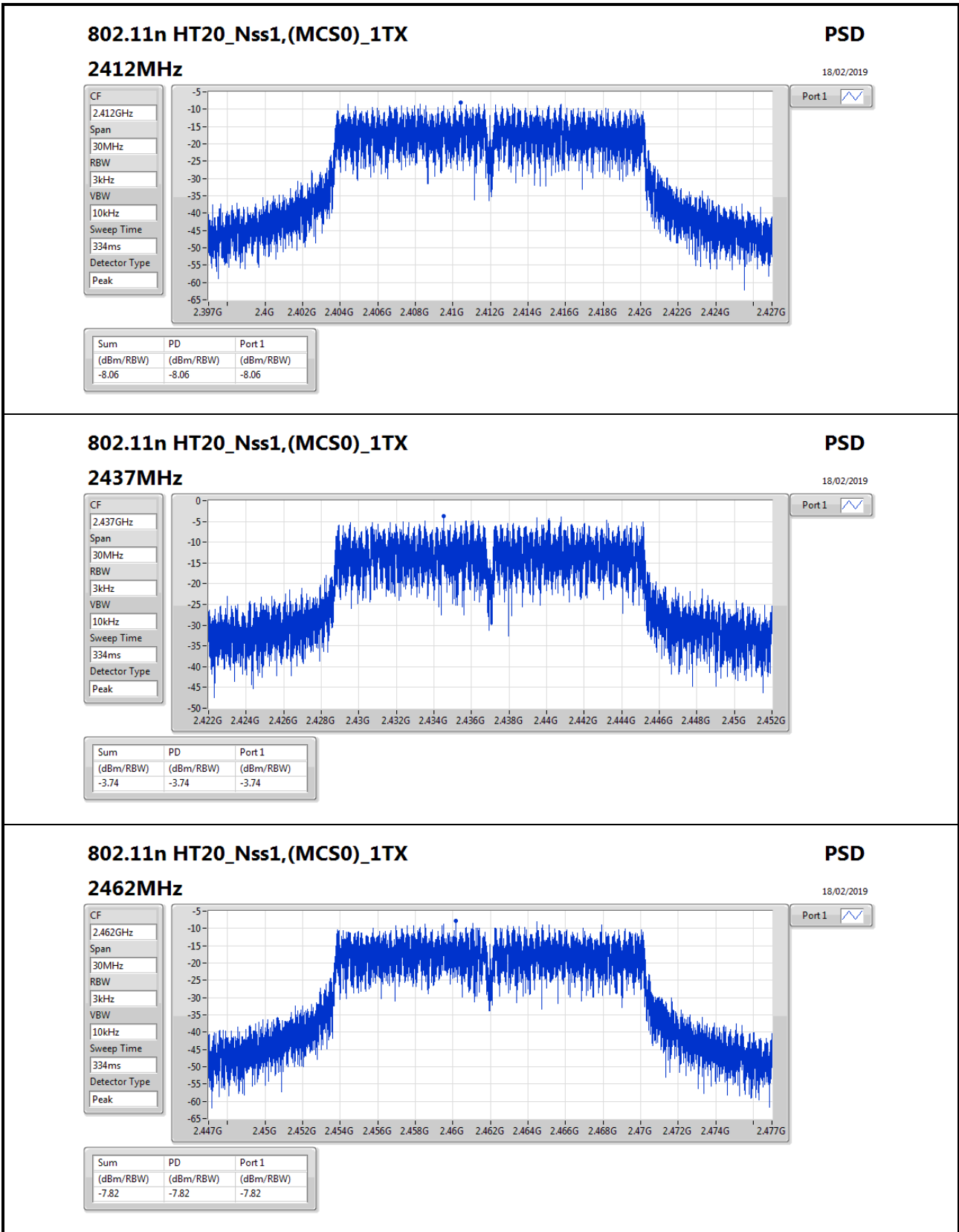
Mode	Result	DG (dBi)	Port 1 (dBm/RBW)	PD (dBm/RBW)	PD Limit (dBm/RBW)
802.11b_Nss1,(1Mbps)_1TX	-	-	-	-	-
2412MHz	Pass	2.00	-1.37	-1.37	8.00
2437MHz	Pass	2.00	-1.31	-1.31	8.00
2462MHz	Pass	2.00	-2.59	-2.59	8.00
802.11g_Nss1,(6Mbps)_1TX	-	-	-	-	-
2412MHz	Pass	2.00	-7.18	-7.18	8.00
2437MHz	Pass	2.00	-2.66	-2.66	8.00
2462MHz	Pass	2.00	-7.47	-7.47	8.00
802.11n HT20_Nss1,(MCS0)_1TX	-	-	-	-	-
2412MHz	Pass	2.00	-8.06	-8.06	8.00
2437MHz	Pass	2.00	-3.74	-3.74	8.00
2462MHz	Pass	2.00	-7.82	-7.82	8.00
802.11n HT40_Nss1,(MCS0)_1TX	-	-	-	-	-
2422MHz	Pass	2.00	-14.10	-14.10	8.00
2437MHz	Pass	2.00	-10.81	-10.81	8.00
2452MHz	Pass	2.00	-13.93	-13.93	8.00

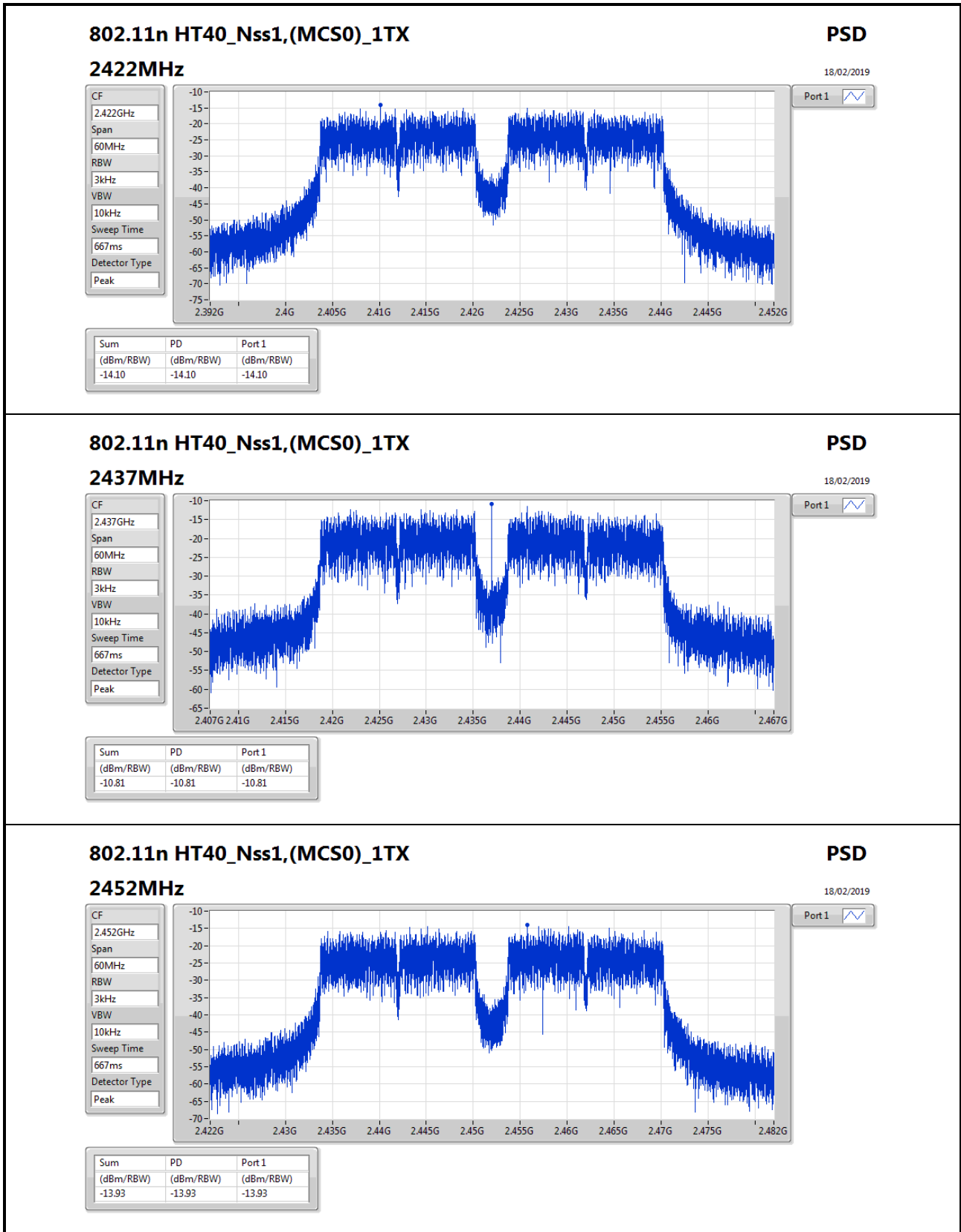
DG = Directional Gain; RBW=3kHz;

PD = trace bin-by-bin of each transmits port summing can be performed maximum power density; **Port X** = Port Xpower density;









802.11n HT40_Nss1,(MCS0)_1TX

2452MHz

PSD

18/02/2019

CF

2.452GHz

Span

60MHz

RBW

3kHz

VBW

10kHz

Sweep Time

667ms

Detector Type

Peak



Port 1

Sum	PD	Port 1
(dBm/RBW)	(dBm/RBW)	(dBm/RBW)
-13.93	-13.93	-13.93

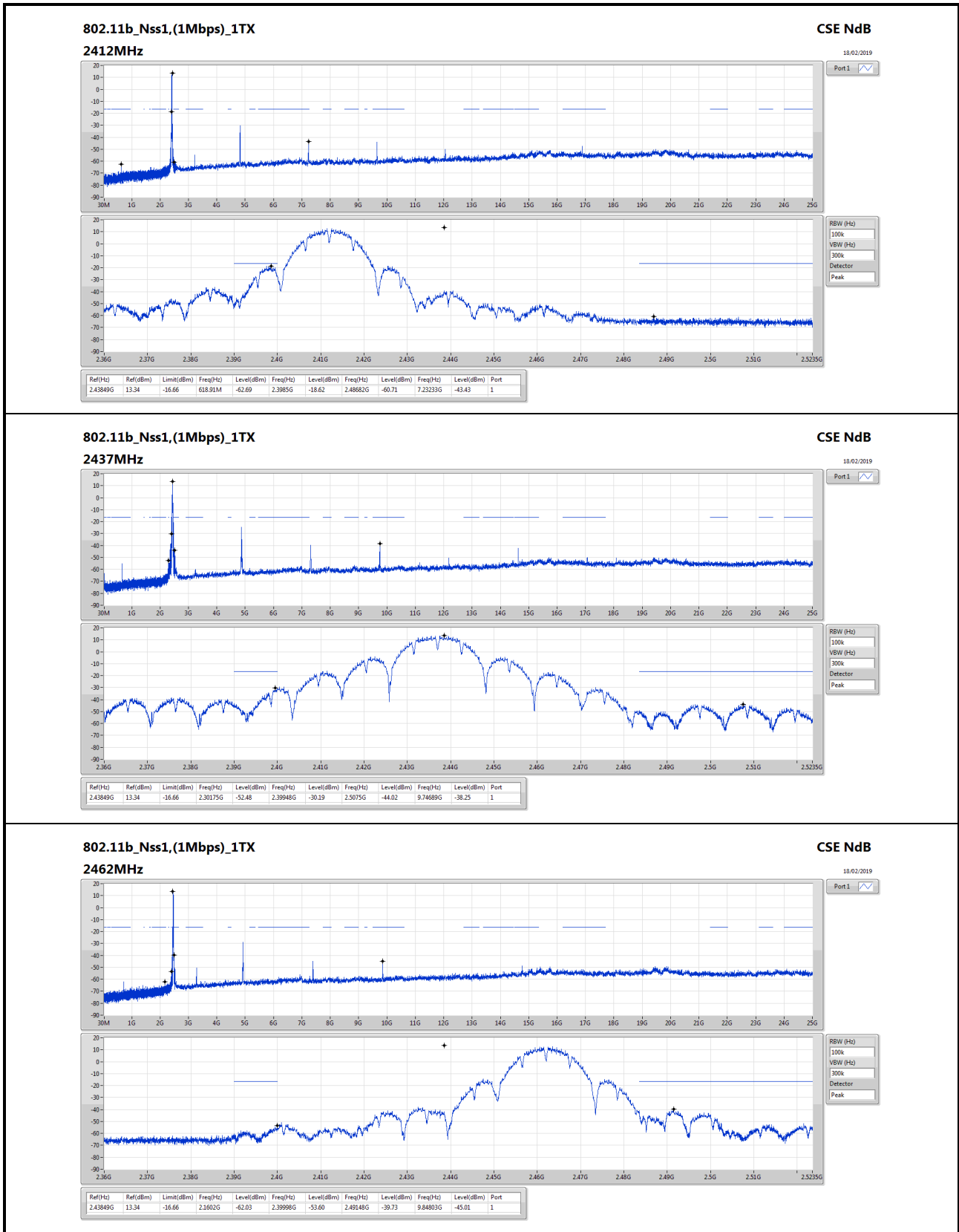


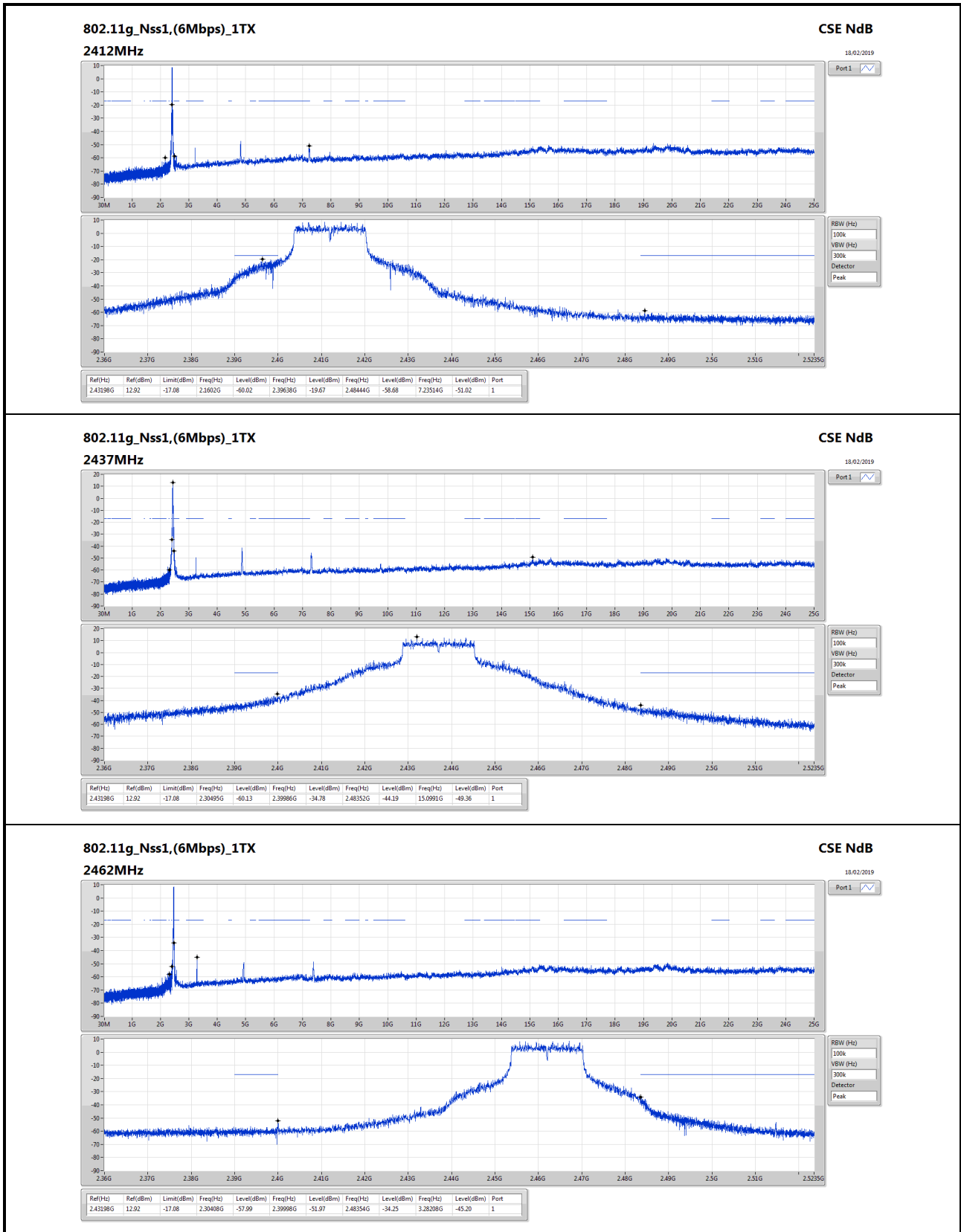
Summary

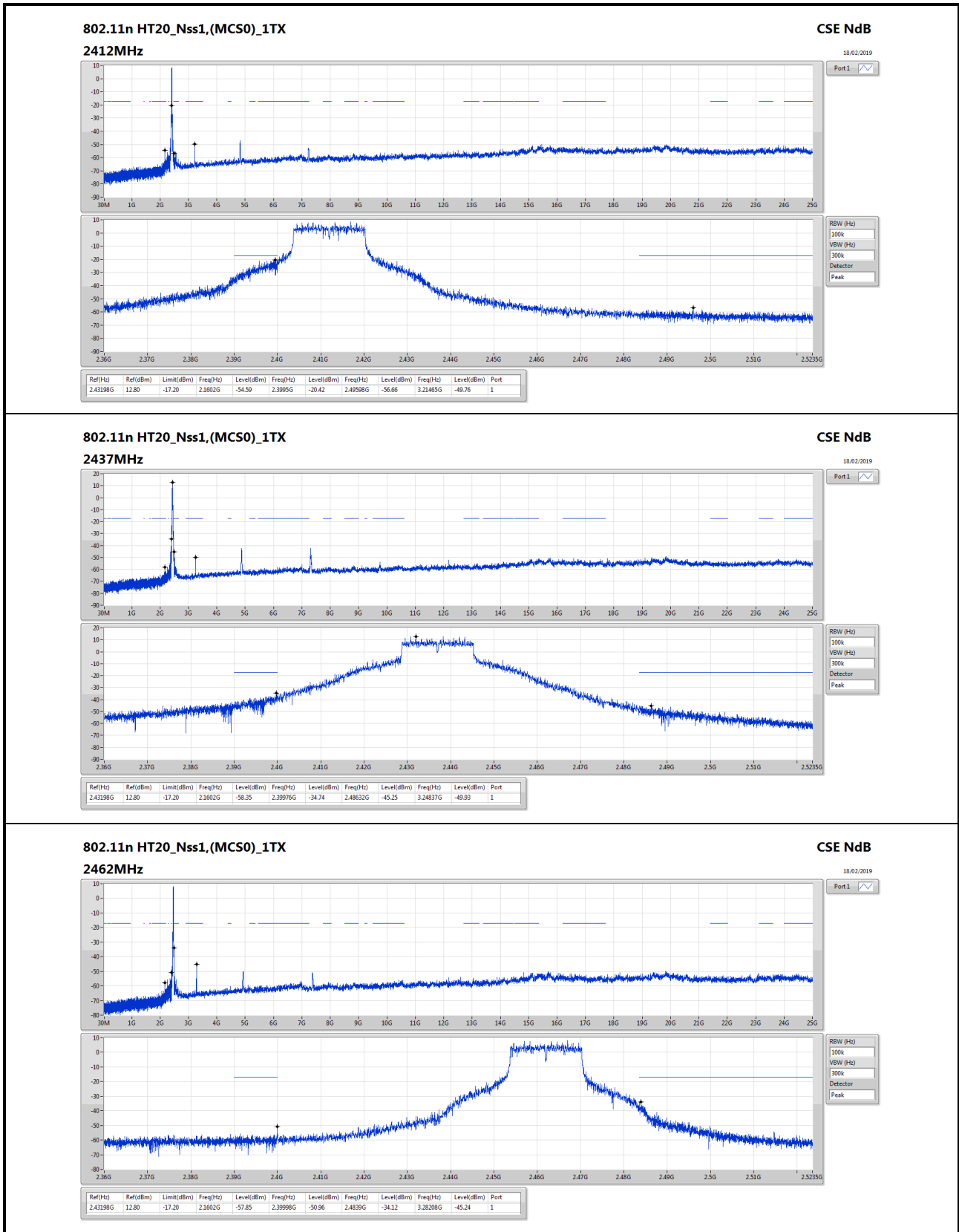
Mode	Result	Ref (Hz)	Ref (dBm)	Limit (dBm)	Freq (Hz)	Level (dBm)	Freq (Hz)	Level (dBm)	Freq (Hz)	Level (dBm)	Freq (Hz)	Level (dBm)	Port
2.4-2.4835GHz	-	-	-	-	-	-	-	-	-	-	-	-	-
802.11b_Nss1,(1Mbps)_1TX	Pass	2.43849G	13.34	-16.66	618.91M	-62.69	2.3985G	-18.62	2.48682G	-60.71	7.23233G	-43.43	1
802.11g_Nss1,(6Mbps)_1TX	Pass	2.43198G	12.92	-17.08	2.1602G	-60.02	2.39638G	-19.67	2.48444G	-58.68	7.23514G	-51.02	1
802.11n HT20_Nss1,(MCS0)_1TX	Pass	2.43198G	12.80	-17.20	2.1602G	-54.59	2.3995G	-20.42	2.49598G	-56.66	3.21465G	-49.76	1
802.11n HT40_Nss1,(MCS0)_1TX	Pass	2.44075G	4.86	-25.14	2.30626G	-55.59	2.3992G	-25.18	2.48382G	-38.27	3.24781G	-47.39	1

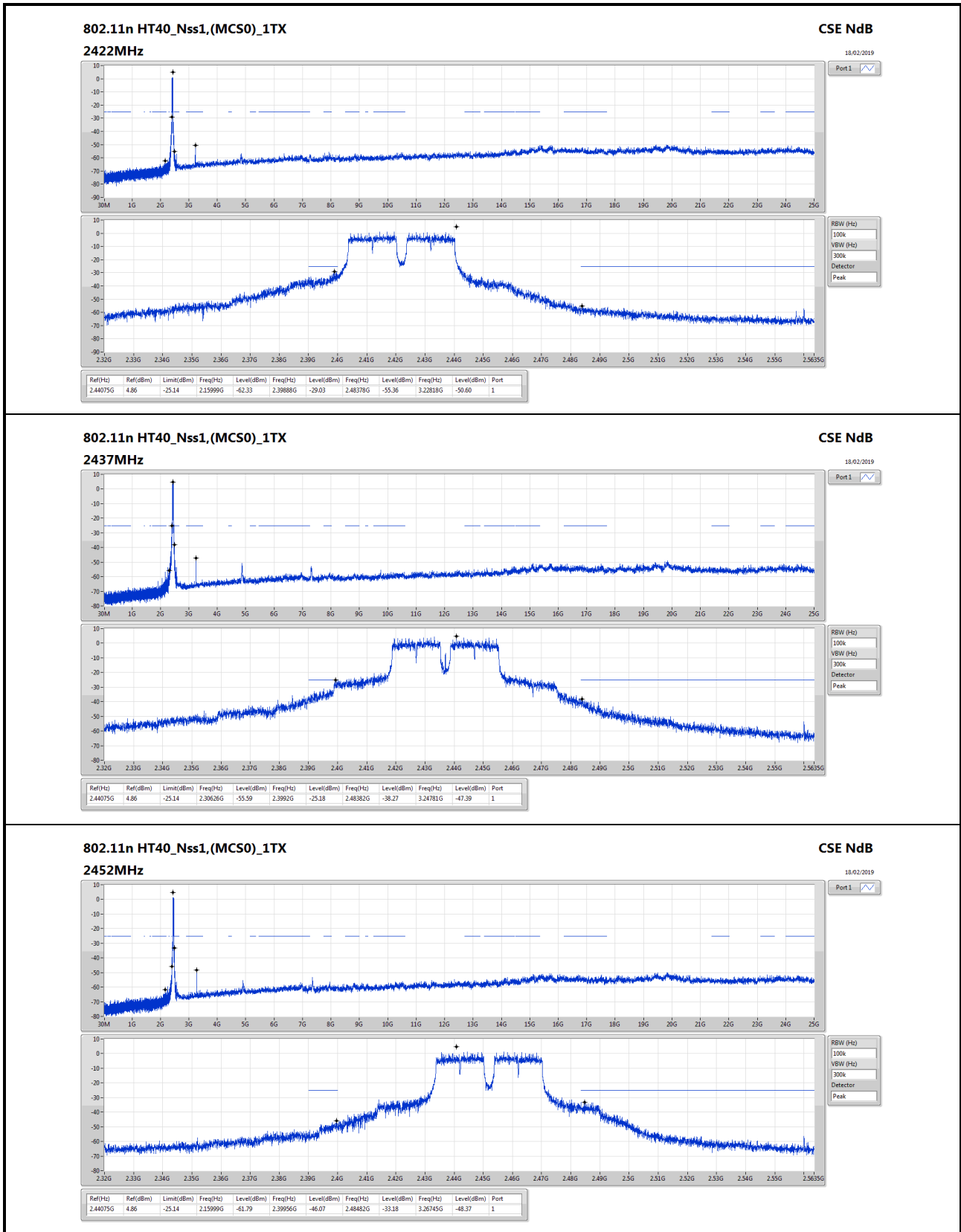
Result

Mode	Result	Ref (Hz)	Ref (dBm)	Limit (dBm)	Freq (Hz)	Level (dBm)	Freq (Hz)	Level (dBm)	Freq (Hz)	Level (dBm)	Freq (Hz)	Level (dBm)	Port
802.11b_Nss1,(1Mbps)_1TX	-	-	-	-	-	-	-	-	-	-	-	-	-
2412MHz	Pass	2.43849G	13.34	-16.66	618.91M	-62.69	2.3985G	-18.62	2.48682G	-60.71	7.23233G	-43.43	1
2437MHz	Pass	2.43849G	13.34	-16.66	2.30175G	-52.48	2.39948G	-30.19	2.5075G	-44.02	9.74689G	-38.25	1
2462MHz	Pass	2.43849G	13.34	-16.66	2.1602G	-62.03	2.39998G	-53.60	2.49148G	-39.73	9.84803G	-45.01	1
802.11g_Nss1,(6Mbps)_1TX	-	-	-	-	-	-	-	-	-	-	-	-	-
2412MHz	Pass	2.43198G	12.92	-17.08	2.1602G	-60.02	2.39638G	-19.67	2.48444G	-58.68	7.23514G	-51.02	1
2437MHz	Pass	2.43198G	12.92	-17.08	2.30495G	-60.13	2.39986G	-34.78	2.48352G	-44.19	15.0991G	-49.36	1
2462MHz	Pass	2.43198G	12.92	-17.08	2.30408G	-57.99	2.39998G	-51.97	2.48354G	-34.25	3.28208G	-45.20	1
802.11n HT20_Nss1,(MCS0)_1TX	-	-	-	-	-	-	-	-	-	-	-	-	-
2412MHz	Pass	2.43198G	12.80	-17.20	2.1602G	-54.59	2.3995G	-20.42	2.49598G	-56.66	3.21465G	-49.76	1
2437MHz	Pass	2.43198G	12.80	-17.20	2.1602G	-58.35	2.39976G	-34.74	2.48632G	-45.25	3.24837G	-49.93	1
2462MHz	Pass	2.43198G	12.80	-17.20	2.1602G	-57.85	2.39998G	-50.96	2.4839G	-34.12	3.28208G	-45.24	1
802.11n HT40_Nss1,(MCS0)_1TX	-	-	-	-	-	-	-	-	-	-	-	-	-
2422MHz	Pass	2.44075G	4.86	-25.14	2.15999G	-62.33	2.39888G	-29.03	2.48378G	-55.36	3.22818G	-50.60	1
2437MHz	Pass	2.44075G	4.86	-25.14	2.30626G	-55.59	2.3992G	-25.18	2.48382G	-38.27	3.24781G	-47.39	1
2452MHz	Pass	2.44075G	4.86	-25.14	2.15999G	-61.79	2.39956G	-46.07	2.48482G	-33.18	3.26745G	-48.37	1











Summary

Mode	Result	Type	Freq (Hz)	Level (dBuV/m)	Limit (dBuV/m)	Margin (dB)	Factor (dB)	Dist (m)	Condition	Azimuth (°)	Height (m)	Comments
2.4-2.4835GHz	-	-	-	-	-	-	-	-	-	-	-	-
802.11n HT40_Nss1,(MCS0)_1TX	Pass	PK	84.32M	30.85	40.00	-9.15	-12.80	3	Vertical	360	1.00	-



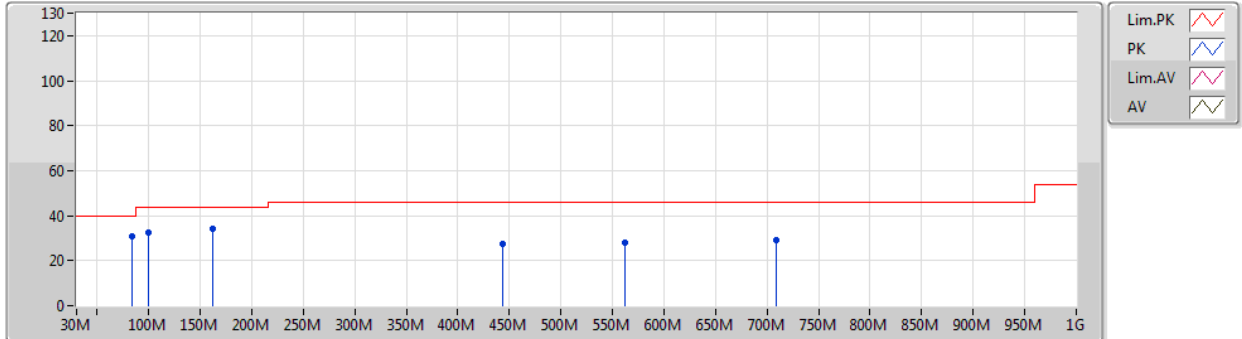
Result

Mode	Result	Type	Freq (Hz)	Level (dBuV/m)	Limit (dBuV/m)	Margin (dB)	Factor (dB)	Dist (m)	Condition	Azimuth (°)	Height (m)	Comments
802.11n HT40_Nss1,(MCS0)_1TX	-	-	-	-	-	-	-	-	-	-	-	-
2437MHz	Pass	PK	84.32M	30.85	40.00	-9.15	-12.80	3	Vertical	360	1.00	-
2437MHz	Pass	PK	99.84M	32.54	43.50	-10.96	-9.31	3	Vertical	360	1.00	-
2437MHz	Pass	PK	161.92M	34.02	43.50	-9.48	-9.84	3	Vertical	360	1.00	-
2437MHz	Pass	PK	443.22M	27.72	46.00	-18.28	-2.31	3	Vertical	360	1.00	-
2437MHz	Pass	PK	561.56M	28.13	46.00	-17.87	-0.33	3	Vertical	360	1.00	-
2437MHz	Pass	PK	709M	29.11	46.00	-16.89	0.45	3	Vertical	360	1.00	-
2437MHz	Pass	PK	171.62M	33.61	43.50	-9.89	-9.86	3	Horizontal	0	1.00	-
2437MHz	Pass	PK	99.84M	30.24	43.50	-13.26	-9.31	3	Horizontal	0	1.00	-
2437MHz	Pass	PK	35.82M	26.44	40.00	-13.56	-6.03	3	Horizontal	0	1.00	-
2437MHz	Pass	PK	336.52M	25.56	46.00	-20.44	-5.18	3	Horizontal	0	1.00	-
2437MHz	Pass	PK	419.94M	26.32	46.00	-19.68	-2.27	3	Horizontal	0	1.00	-
2437MHz	Pass	PK	555.74M	27.80	46.00	-18.20	-0.28	3	Horizontal	0	1.00	-

802.11n HT40_Nss1,(MCS0)_1TX

19/02/2019

2437MHz_PoE

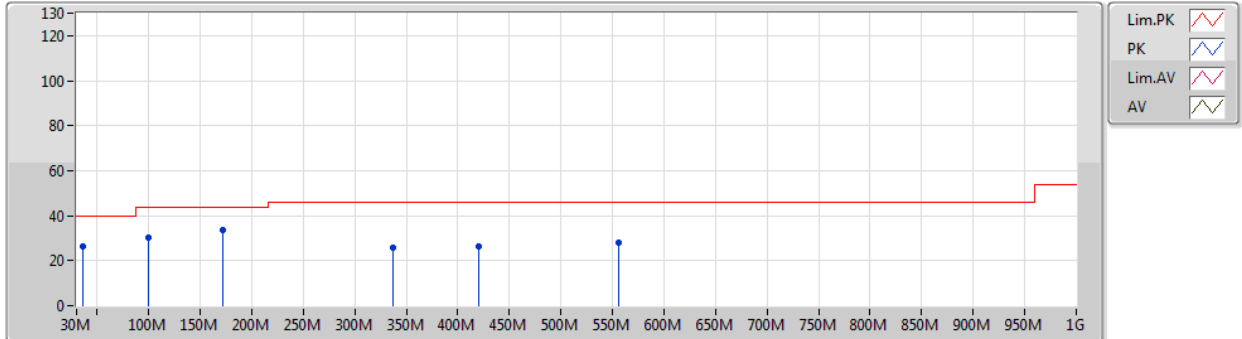


Type	Freq (Hz)	Level (dBuV/m)	Limit (dBuV/m)	Margin (dB)	Factor (dB)	Dist (m)	Condition	Azimuth (°)	Height (m)	Comment
PK	84.32M	30.85	40.00	-9.15	-12.80	3	Vertical	360	1.00	-
PK	99.84M	32.54	43.50	-10.96	-9.31	3	Vertical	360	1.00	-
PK	161.92M	34.02	43.50	-9.48	-9.84	3	Vertical	360	1.00	-
PK	443.22M	27.72	46.00	-18.28	-2.31	3	Vertical	360	1.00	-
PK	561.56M	28.13	46.00	-17.87	-0.33	3	Vertical	360	1.00	-
PK	709M	29.11	46.00	-16.89	0.45	3	Vertical	360	1.00	-

802.11n HT40_Nss1,(MCS0)_1TX

19/02/2019

2437MHz_PoE



Type	Freq (Hz)	Level (dBuV/m)	Limit (dBuV/m)	Margin (dB)	Factor (dB)	Dist (m)	Condition	Azimuth (°)	Height (m)	Comment
PK	171.62M	33.61	43.50	-9.89	-9.86	3	Horizontal	0	1.00	-
PK	99.84M	30.24	43.50	-13.26	-9.31	3	Horizontal	0	1.00	-
PK	35.82M	26.44	40.00	-13.56	-6.03	3	Horizontal	0	1.00	-
PK	336.52M	25.56	46.00	-20.44	-5.18	3	Horizontal	0	1.00	-
PK	419.94M	26.32	46.00	-19.68	-2.27	3	Horizontal	0	1.00	-
PK	555.74M	27.80	46.00	-18.20	-0.28	3	Horizontal	0	1.00	-



Summary

Mode	Result	Type	Freq (Hz)	Level (dBuV/m)	Limit (dBuV/m)	Margin (dB)	Factor (dB)	Dist (m)	Condition	Azimuth (°)	Height (m)	Comments
2.4-2.4835GHz	-	-	-	-	-	-	-	-	-	-	-	-
802.11b_Nss1,(1Mbps)_1TX	Pass	AV	2.39G	53.79	54.00	-0.21	30.69	3	Horizontal	133	1.13	-
802.11g_Nss1,(6Mbps)_1TX	Pass	AV	2.3896G	53.89	54.00	-0.11	30.69	3	Horizontal	136	1.13	-
802.11n HT20_Nss1,(MCS0)_1TX	Pass	AV	2.3896G	53.85	54.00	-0.15	30.69	3	Vertical	229	1.37	-
802.11n HT40_Nss1,(MCS0)_1TX	Pass	AV	2.4848G	53.42	54.00	-0.58	30.97	3	Horizontal	135	1.23	-



Result

Mode	Result	Type	Freq (Hz)	Level (dBuV/m)	Limit (dBuV/m)	Margin (dB)	Factor (dB)	Dist (m)	Condition	Azimuth (°)	Height (m)	Comments
802.11b_Nss1,(1Mbps)_1TX	-	-	-	-	-	-	-	-	-	-	-	-
2412MHz	Pass	AV	2.383G	49.65	54.00	-4.35	30.67	3	Vertical	177	2.10	-
2412MHz	Pass	AV	2.4128G	97.66	Inf	-Inf	30.76	3	Vertical	177	2.10	-
2412MHz	Pass	PK	2.3848G	59.20	74.00	-14.80	30.67	3	Vertical	177	2.10	-
2412MHz	Pass	PK	2.4128G	99.69	Inf	-Inf	30.76	3	Vertical	177	2.10	-
2412MHz	Pass	PK	2.3828G	60.09	74.00	-13.91	30.67	3	Horizontal	134	1.09	-
2412MHz	Pass	AV	2.3836G	51.63	54.00	-2.37	30.67	3	Horizontal	134	1.09	-
2412MHz	Pass	PK	2.4128G	102.32	Inf	-Inf	30.76	3	Horizontal	134	1.09	-
2412MHz	Pass	AV	2.4128G	100.23	Inf	-Inf	30.76	3	Horizontal	134	1.09	-
2412MHz	Pass	AV	4.82396G	36.83	54.00	-17.17	6.53	3	Vertical	183	2.24	-
2412MHz	Pass	PK	4.82376G	46.33	74.00	-27.67	6.53	3	Vertical	183	2.24	-
2412MHz	Pass	AV	4.82388G	35.87	54.00	-18.13	6.53	3	Horizontal	131	1.03	-
2412MHz	Pass	PK	4.82368G	45.88	74.00	-28.12	6.53	3	Horizontal	131	1.03	-
2417MHz	Pass	AV	2.39G	53.31	54.00	-0.69	30.69	3	Vertical	177	1.95	-
2417MHz	Pass	AV	2.4162G	98.16	Inf	-Inf	30.77	3	Vertical	177	1.95	-
2417MHz	Pass	PK	2.3898G	60.21	74.00	-13.79	30.69	3	Vertical	177	1.95	-
2417MHz	Pass	PK	2.416G	100.23	Inf	-Inf	30.77	3	Vertical	177	1.95	-
2417MHz	Pass	AV	2.39G	53.79	54.00	-0.21	30.69	3	Horizontal	133	1.13	-
2417MHz	Pass	AV	2.4162G	101.50	Inf	-Inf	30.77	3	Horizontal	133	1.13	-
2417MHz	Pass	PK	2.39G	60.53	74.00	-13.47	30.69	3	Horizontal	133	1.13	-
2417MHz	Pass	PK	2.416G	103.51	Inf	-Inf	30.77	3	Horizontal	133	1.13	-
2437MHz	Pass	AV	2.3882G	48.30	54.00	-5.70	30.68	3	Vertical	177	2.02	-
2437MHz	Pass	AV	2.4378G	98.17	Inf	-Inf	30.83	3	Vertical	177	2.02	-
2437MHz	Pass	AV	2.4838G	47.93	54.00	-6.07	30.97	3	Vertical	177	2.02	-
2437MHz	Pass	PK	2.3834G	58.40	74.00	-15.60	30.67	3	Vertical	177	2.02	-
2437MHz	Pass	PK	2.4378G	100.23	Inf	-Inf	30.83	3	Vertical	177	2.02	-
2437MHz	Pass	PK	2.4838G	58.32	74.00	-15.68	30.97	3	Vertical	177	2.02	-
2437MHz	Pass	AV	2.3882G	49.70	54.00	-4.30	30.68	3	Horizontal	134	1.05	-
2437MHz	Pass	AV	2.4362G	101.02	Inf	-Inf	30.83	3	Horizontal	134	1.05	-
2437MHz	Pass	AV	2.4846G	48.67	54.00	-5.33	30.97	3	Horizontal	134	1.05	-
2437MHz	Pass	PK	2.3782G	59.12	74.00	-14.88	30.65	3	Horizontal	134	1.05	-
2437MHz	Pass	PK	2.4362G	103.07	Inf	-Inf	30.83	3	Horizontal	134	1.05	-
2437MHz	Pass	PK	2.4846G	58.68	74.00	-15.32	30.97	3	Horizontal	134	1.05	-
2437MHz	Pass	AV	4.87394G	41.36	54.00	-12.64	6.65	3	Vertical	202	1.51	-
2437MHz	Pass	PK	4.87368G	48.55	74.00	-25.45	6.65	3	Vertical	202	1.51	-
2437MHz	Pass	AV	4.87394G	40.84	54.00	-13.16	6.65	3	Horizontal	134	1.08	-
2437MHz	Pass	PK	4.87386G	47.98	74.00	-26.02	6.65	3	Horizontal	134	1.08	-
2457MHz	Pass	AV	2.4578G	96.59	Inf	-Inf	30.89	3	Vertical	173	1.91	-
2457MHz	Pass	AV	2.4864G	47.94	54.00	-6.06	30.98	3	Vertical	173	1.91	-
2457MHz	Pass	PK	2.4578G	98.66	Inf	-Inf	30.89	3	Vertical	173	1.91	-
2457MHz	Pass	PK	2.4862G	58.90	74.00	-15.10	30.98	3	Vertical	173	1.91	-
2457MHz	Pass	AV	2.4578G	98.89	Inf	-Inf	30.89	3	Horizontal	139	1.14	-
2457MHz	Pass	AV	2.4944G	48.46	54.00	-5.54	31.00	3	Horizontal	139	1.14	-
2457MHz	Pass	PK	2.4578G	100.97	Inf	-Inf	30.89	3	Horizontal	139	1.14	-
2457MHz	Pass	PK	2.4856G	59.63	74.00	-14.37	30.98	3	Horizontal	139	1.14	-
2462MHz	Pass	AV	2.4612G	96.38	Inf	-Inf	30.90	3	Vertical	177	1.98	-
2462MHz	Pass	AV	2.4835G	48.43	54.00	-5.57	30.97	3	Vertical	177	1.98	-
2462MHz	Pass	PK	2.461G	98.40	Inf	-Inf	30.90	3	Vertical	177	1.98	-



Mode	Result	Type	Freq (Hz)	Level (dBuV/m)	Limit (dBuV/m)	Margin (dB)	Factor (dB)	Dist (m)	Condition	Azimuth (°)	Height (m)	Comments
2462MHz	Pass	PK	2.4896G	59.18	74.00	-14.82	30.99	3	Vertical	177	1.98	-
2462MHz	Pass	AV	2.4612G	98.71	Inf	-Inf	30.90	3	Horizontal	139	1.02	-
2462MHz	Pass	AV	2.4835G	49.76	54.00	-4.24	30.97	3	Horizontal	139	1.02	-
2462MHz	Pass	PK	2.4612G	100.72	Inf	-Inf	30.90	3	Horizontal	139	1.02	-
2462MHz	Pass	PK	2.4835G	59.99	74.00	-14.01	30.97	3	Horizontal	139	1.02	-
2462MHz	Pass	AV	4.9239G	37.35	54.00	-16.65	6.77	3	Vertical	203	1.46	-
2462MHz	Pass	PK	4.92381G	46.75	74.00	-27.25	6.77	3	Vertical	203	1.46	-
2462MHz	Pass	AV	4.92393G	35.80	54.00	-18.20	6.77	3	Horizontal	154	1.01	-
2462MHz	Pass	PK	4.9241G	46.20	74.00	-27.80	6.77	3	Horizontal	154	1.01	-
802.11g_Nss1,(6Mbps)_1TX	-	-	-	-	-	-	-	-	-	-	-	-
2412MHz	Pass	AV	2.39G	51.84	54.00	-2.16	30.69	3	Vertical	178	1.89	-
2412MHz	Pass	AV	2.4068G	90.69	Inf	-Inf	30.74	3	Vertical	178	1.89	-
2412MHz	Pass	PK	2.389G	62.81	74.00	-11.19	30.68	3	Vertical	178	1.89	-
2412MHz	Pass	PK	2.405G	98.74	Inf	-Inf	30.73	3	Vertical	178	1.89	-
2412MHz	Pass	AV	2.39G	53.66	54.00	-0.34	30.69	3	Horizontal	138	1.15	-
2412MHz	Pass	AV	2.4132G	93.45	Inf	-Inf	30.76	3	Horizontal	138	1.15	-
2412MHz	Pass	PK	2.39G	65.15	74.00	-8.85	30.69	3	Horizontal	138	1.15	-
2412MHz	Pass	PK	2.4132G	101.18	Inf	-Inf	30.76	3	Horizontal	138	1.15	-
2412MHz	Pass	AV	4.81794G	35.70	54.00	-18.30	6.53	3	Vertical	50	1.50	-
2412MHz	Pass	PK	4.8144G	45.42	74.00	-28.58	6.51	3	Vertical	50	1.50	-
2412MHz	Pass	AV	4.83828G	35.81	54.00	-18.19	6.56	3	Horizontal	0	1.24	-
2412MHz	Pass	PK	4.83384G	44.62	74.00	-29.38	6.56	3	Horizontal	0	1.24	-
2417MHz	Pass	AV	2.3896G	52.12	54.00	-1.88	30.69	3	Vertical	175	1.72	-
2417MHz	Pass	AV	2.4144G	93.65	Inf	-Inf	30.76	3	Vertical	175	1.72	-
2417MHz	Pass	PK	2.3894G	63.42	74.00	-10.58	30.68	3	Vertical	175	1.72	-
2417MHz	Pass	PK	2.4164G	101.56	Inf	-Inf	30.77	3	Vertical	175	1.72	-
2417MHz	Pass	AV	2.3896G	53.89	54.00	-0.11	30.69	3	Horizontal	136	1.13	-
2417MHz	Pass	AV	2.418G	96.69	Inf	-Inf	30.77	3	Horizontal	136	1.13	-
2417MHz	Pass	PK	2.3886G	66.21	74.00	-7.79	30.68	3	Horizontal	136	1.13	-
2417MHz	Pass	PK	2.4162G	104.66	Inf	-Inf	30.77	3	Horizontal	136	1.13	-
2437MHz	Pass	AV	2.3798G	49.06	54.00	-4.94	30.66	3	Vertical	143	1.19	-
2437MHz	Pass	AV	2.4378G	95.16	Inf	-Inf	30.83	3	Vertical	143	1.19	-
2437MHz	Pass	AV	2.4878G	49.56	54.00	-4.44	30.98	3	Vertical	143	1.19	-
2437MHz	Pass	PK	2.3882G	57.64	74.00	-16.36	30.68	3	Vertical	143	1.19	-
2437MHz	Pass	PK	2.4382G	102.66	Inf	-Inf	30.83	3	Vertical	143	1.19	-
2437MHz	Pass	PK	2.4854G	58.47	74.00	-15.53	30.97	3	Vertical	143	1.19	-
2437MHz	Pass	AV	2.3898G	49.90	54.00	-4.10	30.69	3	Horizontal	136	1.07	-
2437MHz	Pass	AV	2.4382G	97.88	Inf	-Inf	30.83	3	Horizontal	136	1.07	-
2437MHz	Pass	AV	2.4838G	50.16	54.00	-3.84	30.97	3	Horizontal	136	1.07	-
2437MHz	Pass	PK	2.3882G	59.59	74.00	-14.41	30.68	3	Horizontal	136	1.07	-
2437MHz	Pass	PK	2.4342G	105.79	Inf	-Inf	30.82	3	Horizontal	136	1.07	-
2437MHz	Pass	PK	2.4854G	59.16	74.00	-14.84	30.97	3	Horizontal	136	1.07	-
2437MHz	Pass	AV	4.86974G	36.23	54.00	-17.77	6.65	3	Vertical	190	1.50	-
2437MHz	Pass	PK	4.86164G	45.52	74.00	-28.48	6.63	3	Vertical	190	1.50	-
2437MHz	Pass	AV	4.88786G	35.85	54.00	-18.15	6.68	3	Horizontal	153	1.50	-
2437MHz	Pass	PK	4.8665G	44.99	74.00	-29.01	6.64	3	Horizontal	153	1.50	-
2457MHz	Pass	AV	2.4516G	92.95	Inf	-Inf	30.87	3	Vertical	174	2.04	-
2457MHz	Pass	AV	2.4836G	52.10	54.00	-1.90	30.97	3	Vertical	174	2.04	-
2457MHz	Pass	PK	2.4542G	100.76	Inf	-Inf	30.88	3	Vertical	174	2.04	-



RSE TX above 1GHz Result

Appendix F.2

Mode	Result	Type	Freq (Hz)	Level (dBuV/m)	Limit (dBuV/m)	Margin (dB)	Factor (dB)	Dist (m)	Condition	Azimuth (°)	Height (m)	Comments
2457MHz	Pass	PK	2.484G	63.20	74.00	-10.80	30.97	3	Vertical	174	2.04	-
2457MHz	Pass	AV	2.4582G	95.64	Inf	-Inf	30.89	3	Horizontal	136	1.22	-
2457MHz	Pass	AV	2.4836G	53.81	54.00	-0.19	30.97	3	Horizontal	136	1.22	-
2457MHz	Pass	PK	2.4542G	103.30	Inf	-Inf	30.88	3	Horizontal	136	1.22	-
2457MHz	Pass	PK	2.4836G	65.98	74.00	-8.02	30.97	3	Horizontal	136	1.22	-
2462MHz	Pass	AV	2.463G	90.32	Inf	-Inf	30.90	3	Vertical	132	1.34	-
2462MHz	Pass	AV	2.4835G	52.26	54.00	-1.74	30.97	3	Vertical	132	1.34	-
2462MHz	Pass	PK	2.4614G	98.21	Inf	-Inf	30.90	3	Vertical	132	1.34	-
2462MHz	Pass	PK	2.4835G	63.85	74.00	-10.15	30.97	3	Vertical	132	1.34	-
2462MHz	Pass	AV	2.463G	92.86	Inf	-Inf	30.90	3	Horizontal	138	1.20	-
2462MHz	Pass	AV	2.4836G	53.68	54.00	-0.32	30.97	3	Horizontal	138	1.20	-
2462MHz	Pass	PK	2.4614G	100.96	Inf	-Inf	30.90	3	Horizontal	138	1.20	-
2462MHz	Pass	PK	2.4835G	66.13	74.00	-7.87	30.97	3	Horizontal	138	1.20	-
2462MHz	Pass	AV	4.91806G	36.47	54.00	-17.53	6.76	3	Vertical	214	1.50	-
2462MHz	Pass	PK	4.93036G	46.14	74.00	-27.86	6.78	3	Vertical	214	1.50	-
2462MHz	Pass	AV	4.92574G	36.18	54.00	-17.82	6.78	3	Horizontal	275	3.02	-
2462MHz	Pass	PK	4.92412G	46.45	74.00	-27.55	6.77	3	Horizontal	275	3.02	-
802.11n HT20_Nss1,(MCS0)_1TX	-	-	-	-	-	-	-	-	-	-	-	-
2412MHz	Pass	AV	2.3898G	51.70	54.00	-2.30	30.69	3	Vertical	175	1.81	-
2412MHz	Pass	AV	2.406G	90.65	Inf	-Inf	30.73	3	Vertical	175	1.81	-
2412MHz	Pass	PK	2.3898G	63.75	74.00	-10.25	30.69	3	Vertical	175	1.81	-
2412MHz	Pass	PK	2.4064G	98.79	Inf	-Inf	30.74	3	Vertical	175	1.81	-
2412MHz	Pass	AV	2.3898G	53.78	54.00	-0.22	30.69	3	Horizontal	136	1.13	-
2412MHz	Pass	AV	2.415G	93.30	Inf	-Inf	30.77	3	Horizontal	136	1.13	-
2412MHz	Pass	PK	2.3896G	65.20	74.00	-8.80	30.69	3	Horizontal	136	1.13	-
2412MHz	Pass	PK	2.4148G	101.21	Inf	-Inf	30.77	3	Horizontal	136	1.13	-
2412MHz	Pass	AV	4.8129G	35.58	54.00	-18.42	6.51	3	Vertical	337	2.81	-
2412MHz	Pass	PK	4.81188G	44.84	74.00	-29.16	6.51	3	Vertical	337	2.81	-
2412MHz	Pass	AV	4.8135G	35.39	54.00	-18.61	6.51	3	Horizontal	142	1.50	-
2412MHz	Pass	PK	4.8273G	44.67	74.00	-29.33	6.54	3	Horizontal	142	1.50	-
2417MHz	Pass	AV	2.3896G	53.85	54.00	-0.15	30.69	3	Vertical	229	1.37	-
2417MHz	Pass	AV	2.415G	93.58	Inf	-Inf	30.77	3	Vertical	229	1.37	-
2417MHz	Pass	PK	2.39G	65.73	74.00	-8.27	30.69	3	Vertical	229	1.37	-
2417MHz	Pass	PK	2.418G	100.92	Inf	-Inf	30.77	3	Vertical	229	1.37	-
2417MHz	Pass	AV	2.39G	53.50	54.00	-0.50	30.69	3	Horizontal	165	1.29	-
2417MHz	Pass	AV	2.4146G	93.09	Inf	-Inf	30.77	3	Horizontal	165	1.29	-
2417MHz	Pass	PK	2.389G	64.62	74.00	-9.38	30.68	3	Horizontal	165	1.29	-
2417MHz	Pass	PK	2.422G	100.69	Inf	-Inf	30.78	3	Horizontal	165	1.29	-
2437MHz	Pass	AV	2.3898G	48.95	54.00	-5.05	30.69	3	Vertical	143	1.21	-
2437MHz	Pass	AV	2.4386G	94.63	Inf	-Inf	30.83	3	Vertical	143	1.21	-
2437MHz	Pass	AV	2.4986G	49.60	54.00	-4.40	31.01	3	Vertical	143	1.21	-
2437MHz	Pass	PK	2.3894G	59.71	74.00	-14.29	30.68	3	Vertical	143	1.21	-
2437MHz	Pass	PK	2.4426G	102.70	Inf	-Inf	30.84	3	Vertical	143	1.21	-
2437MHz	Pass	PK	2.4918G	60.07	74.00	-13.93	30.99	3	Vertical	143	1.21	-
2437MHz	Pass	AV	2.3898G	50.43	54.00	-3.57	30.69	3	Horizontal	136	1.07	-
2437MHz	Pass	AV	2.435G	97.77	Inf	-Inf	30.82	3	Horizontal	136	1.07	-
2437MHz	Pass	AV	2.4842G	49.76	54.00	-4.24	30.97	3	Horizontal	136	1.07	-
2437MHz	Pass	PK	2.3854G	60.36	74.00	-13.64	30.67	3	Horizontal	136	1.07	-
2437MHz	Pass	PK	2.4382G	105.32	Inf	-Inf	30.83	3	Horizontal	136	1.07	-



RSE TX above 1GHz Result

Appendix F.2

Mode	Result	Type	Freq (Hz)	Level (dBuV/m)	Limit (dBuV/m)	Margin (dB)	Factor (dB)	Dist (m)	Condition	Azimuth (°)	Height (m)	Comments
2437MHz	Pass	PK	2.4838G	58.96	74.00	-15.04	30.97	3	Horizontal	136	1.07	-
2437MHz	Pass	AV	4.86542G	36.12	54.00	-17.88	6.64	3	Vertical	151	1.50	-
2437MHz	Pass	PK	4.86326G	45.05	74.00	-28.95	6.63	3	Vertical	151	1.50	-
2437MHz	Pass	AV	4.88504G	35.91	54.00	-18.09	6.68	3	Horizontal	133	1.32	-
2437MHz	Pass	PK	4.8872G	45.11	74.00	-28.89	6.68	3	Horizontal	133	1.32	-
2457MHz	Pass	AV	2.4548G	92.61	Inf	-Inf	30.88	3	Vertical	226	1.56	-
2457MHz	Pass	AV	2.4835G	53.24	54.00	-0.76	30.97	3	Vertical	226	1.56	-
2457MHz	Pass	PK	2.4538G	100.42	Inf	-Inf	30.88	3	Vertical	226	1.56	-
2457MHz	Pass	PK	2.484G	64.29	74.00	-9.71	30.97	3	Vertical	226	1.56	-
2457MHz	Pass	AV	2.46G	92.05	Inf	-Inf	30.89	3	Horizontal	186	1.08	-
2457MHz	Pass	AV	2.4835G	52.67	54.00	-1.33	30.97	3	Horizontal	186	1.08	-
2457MHz	Pass	PK	2.4602G	99.85	Inf	-Inf	30.89	3	Horizontal	186	1.08	-
2457MHz	Pass	PK	2.4862G	63.08	74.00	-10.92	30.98	3	Horizontal	186	1.08	-
2462MHz	Pass	AV	2.4596G	90.14	Inf	-Inf	30.89	3	Vertical	132	1.33	-
2462MHz	Pass	AV	2.4835G	51.44	54.00	-2.56	30.97	3	Vertical	132	1.33	-
2462MHz	Pass	PK	2.4566G	97.58	Inf	-Inf	30.89	3	Vertical	132	1.33	-
2462MHz	Pass	PK	2.484G	62.90	74.00	-11.10	30.97	3	Vertical	132	1.33	-
2462MHz	Pass	AV	2.4598G	92.83	Inf	-Inf	30.89	3	Horizontal	135	1.18	-
2462MHz	Pass	AV	2.4835G	53.42	54.00	-0.58	30.97	3	Horizontal	135	1.18	-
2462MHz	Pass	PK	2.4566G	100.24	Inf	-Inf	30.89	3	Horizontal	135	1.18	-
2462MHz	Pass	PK	2.4836G	65.57	74.00	-8.43	30.97	3	Horizontal	135	1.18	-
2462MHz	Pass	AV	4.91752G	36.45	54.00	-17.55	6.75	3	Vertical	244	1.50	-
2462MHz	Pass	PK	4.91782G	46.12	74.00	-27.88	6.75	3	Vertical	244	1.50	-
2462MHz	Pass	AV	4.9339G	36.56	54.00	-17.44	6.79	3	Horizontal	358	2.62	-
2462MHz	Pass	PK	4.9153G	45.90	74.00	-28.10	6.75	3	Horizontal	358	2.62	-
802.11n HT40_Nss1,(MCS0)_1TX	-	-	-	-	-	-	-	-	-	-	-	-
2422MHz	Pass	AV	2.3888G	50.74	54.00	-3.26	30.68	3	Vertical	177	1.82	-
2422MHz	Pass	AV	2.406G	83.28	Inf	-Inf	30.73	3	Vertical	177	1.82	-
2422MHz	Pass	AV	2.486G	49.35	54.00	-4.65	30.98	3	Vertical	177	1.82	-
2422MHz	Pass	PK	2.3876G	61.27	74.00	-12.73	30.68	3	Vertical	177	1.82	-
2422MHz	Pass	PK	2.414G	90.98	Inf	-Inf	30.76	3	Vertical	177	1.82	-
2422MHz	Pass	PK	2.4924G	58.91	74.00	-15.09	30.99	3	Vertical	177	1.82	-
2422MHz	Pass	AV	2.384G	52.59	54.00	-1.41	30.67	3	Horizontal	136	1.13	-
2422MHz	Pass	AV	2.416G	86.36	Inf	-Inf	30.77	3	Horizontal	136	1.13	-
2422MHz	Pass	AV	2.4916G	49.36	54.00	-4.64	30.99	3	Horizontal	136	1.13	-
2422MHz	Pass	PK	2.3888G	63.04	74.00	-10.96	30.68	3	Horizontal	136	1.13	-
2422MHz	Pass	PK	2.4164G	95.63	Inf	-Inf	30.77	3	Horizontal	136	1.13	-
2422MHz	Pass	PK	2.4936G	58.63	74.00	-15.37	30.99	3	Horizontal	136	1.13	-
2422MHz	Pass	AV	4.85864G	36.09	54.00	-17.91	6.62	3	Vertical	225	1.03	-
2422MHz	Pass	PK	4.84412G	45.65	74.00	-28.35	6.58	3	Vertical	225	1.03	-
2422MHz	Pass	AV	4.84502G	35.88	54.00	-18.12	6.58	3	Horizontal	280	1.50	-
2422MHz	Pass	PK	4.847G	44.76	74.00	-29.24	6.59	3	Horizontal	280	1.50	-
2427MHz	Pass	AV	2.3898G	53.26	54.00	-0.74	30.69	3	Vertical	215	1.50	-
2427MHz	Pass	AV	2.415G	84.29	Inf	-Inf	30.77	3	Vertical	215	1.50	-
2427MHz	Pass	AV	2.4986G	49.97	54.00	-4.03	31.01	3	Vertical	215	1.50	-
2427MHz	Pass	PK	2.3894G	62.93	74.00	-11.07	30.68	3	Vertical	215	1.50	-
2427MHz	Pass	PK	2.419G	92.32	Inf	-Inf	30.78	3	Vertical	215	1.50	-
2427MHz	Pass	PK	2.4882G	59.20	74.00	-14.80	30.98	3	Vertical	215	1.50	-
2427MHz	Pass	AV	2.3898G	52.36	54.00	-1.64	30.69	3	Horizontal	153	1.08	-



RSE TX above 1GHz Result

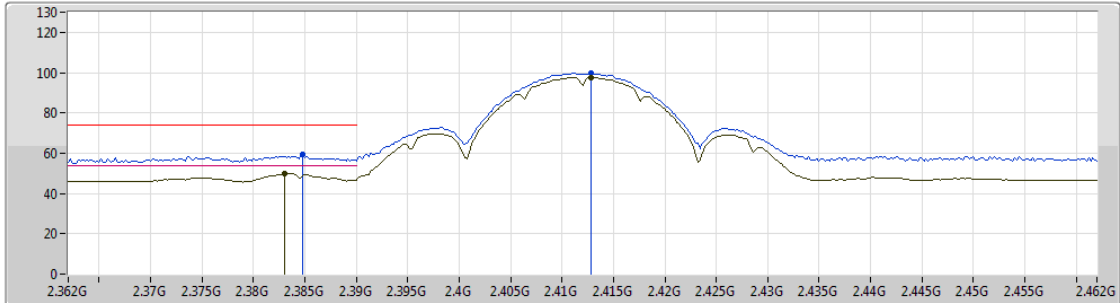
Appendix F.2

Mode	Result	Type	Freq (Hz)	Level (dBuV/m)	Limit (dBuV/m)	Margin (dB)	Factor (dB)	Dist (m)	Condition	Azimuth (°)	Height (m)	Comments
2427MHz	Pass	AV	2.415G	83.31	Inf	-Inf	30.77	3	Horizontal	153	1.08	-
2427MHz	Pass	AV	2.487G	49.52	54.00	-4.48	30.98	3	Horizontal	153	1.08	-
2427MHz	Pass	PK	2.3898G	62.39	74.00	-11.61	30.69	3	Horizontal	153	1.08	-
2427MHz	Pass	PK	2.4174G	90.85	Inf	-Inf	30.77	3	Horizontal	153	1.08	-
2427MHz	Pass	PK	2.495G	58.01	74.00	-15.99	31.00	3	Horizontal	153	1.08	-
2437MHz	Pass	PK	2.3898G	61.12	74.00	-12.88	30.69	3	Vertical	130	1.35	-
2437MHz	Pass	AV	2.3898G	51.55	54.00	-2.45	30.69	3	Vertical	130	1.35	-
2437MHz	Pass	PK	2.4286G	94.88	Inf	-Inf	30.81	3	Vertical	130	1.35	-
2437MHz	Pass	AV	2.4294G	86.97	Inf	-Inf	30.81	3	Vertical	130	1.35	-
2437MHz	Pass	PK	2.485G	60.11	74.00	-13.89	30.97	3	Vertical	130	1.35	-
2437MHz	Pass	AV	2.4842G	50.55	54.00	-3.45	30.97	3	Vertical	130	1.35	-
2437MHz	Pass	AV	2.3894G	53.41	54.00	-0.59	30.68	3	Horizontal	136	1.08	-
2437MHz	Pass	AV	2.4294G	90.37	Inf	-Inf	30.81	3	Horizontal	136	1.08	-
2437MHz	Pass	AV	2.4835G	53.00	54.00	-1.00	30.97	3	Horizontal	136	1.08	-
2437MHz	Pass	PK	2.3878G	62.24	74.00	-11.76	30.68	3	Horizontal	136	1.08	-
2437MHz	Pass	PK	2.4286G	98.41	Inf	-Inf	30.81	3	Horizontal	136	1.08	-
2437MHz	Pass	PK	2.4842G	62.99	74.00	-11.01	30.97	3	Horizontal	136	1.08	-
2437MHz	Pass	AV	4.88768G	35.76	54.00	-18.24	6.68	3	Vertical	115	1.57	-
2437MHz	Pass	PK	4.86692G	45.07	74.00	-28.93	6.64	3	Vertical	115	1.57	-
2437MHz	Pass	AV	4.865G	35.71	54.00	-18.29	6.64	3	Horizontal	286	1.50	-
2437MHz	Pass	PK	4.88114G	45.02	74.00	-28.98	6.67	3	Horizontal	286	1.50	-
2447MHz	Pass	AV	2.3494G	49.58	54.00	-4.42	30.56	3	Vertical	218	1.27	-
2447MHz	Pass	AV	2.4394G	83.97	Inf	-Inf	30.83	3	Vertical	218	1.27	-
2447MHz	Pass	AV	2.4835G	53.10	54.00	-0.90	30.97	3	Vertical	218	1.27	-
2447MHz	Pass	PK	2.3734G	57.66	74.00	-16.34	30.64	3	Vertical	218	1.27	-
2447MHz	Pass	PK	2.4402G	91.69	Inf	-Inf	30.84	3	Vertical	218	1.27	-
2447MHz	Pass	PK	2.4835G	63.88	74.00	-10.12	30.97	3	Vertical	218	1.27	-
2447MHz	Pass	AV	2.3666G	48.78	54.00	-5.22	30.62	3	Horizontal	187	1.14	-
2447MHz	Pass	AV	2.4402G	83.99	Inf	-Inf	30.84	3	Horizontal	187	1.14	-
2447MHz	Pass	AV	2.4838G	53.24	54.00	-0.76	30.97	3	Horizontal	187	1.14	-
2447MHz	Pass	PK	2.359G	57.40	74.00	-16.60	30.59	3	Horizontal	187	1.14	-
2447MHz	Pass	PK	2.4414G	92.78	Inf	-Inf	30.84	3	Horizontal	187	1.14	-
2447MHz	Pass	PK	2.4846G	63.11	74.00	-10.89	30.97	3	Horizontal	187	1.14	-
2452MHz	Pass	AV	2.3844G	48.67	54.00	-5.33	30.67	3	Vertical	144	1.43	-
2452MHz	Pass	AV	2.4596G	82.45	Inf	-Inf	30.89	3	Vertical	144	1.43	-
2452MHz	Pass	AV	2.4876G	51.46	54.00	-2.54	30.98	3	Vertical	144	1.43	-
2452MHz	Pass	PK	2.38G	57.65	74.00	-16.35	30.66	3	Vertical	144	1.43	-
2452MHz	Pass	PK	2.4436G	90.36	Inf	-Inf	30.84	3	Vertical	144	1.43	-
2452MHz	Pass	PK	2.4835G	62.77	74.00	-11.23	30.97	3	Vertical	144	1.43	-
2452MHz	Pass	AV	2.362G	48.60	54.00	-5.40	30.60	3	Horizontal	135	1.23	-
2452MHz	Pass	AV	2.4488G	85.35	Inf	-Inf	30.87	3	Horizontal	135	1.23	-
2452MHz	Pass	AV	2.4848G	53.42	54.00	-0.58	30.97	3	Horizontal	135	1.23	-
2452MHz	Pass	PK	2.3844G	58.20	74.00	-15.80	30.67	3	Horizontal	135	1.23	-
2452MHz	Pass	PK	2.4468G	93.14	Inf	-Inf	30.86	3	Horizontal	135	1.23	-
2452MHz	Pass	PK	2.4852G	64.15	74.00	-9.85	30.97	3	Horizontal	135	1.23	-
2452MHz	Pass	AV	4.89146G	36.62	54.00	-17.38	6.70	3	Vertical	359	1.50	-
2452MHz	Pass	PK	4.89206G	45.85	74.00	-28.15	6.70	3	Vertical	359	1.50	-
2452MHz	Pass	AV	4.919G	36.15	54.00	-17.85	6.76	3	Horizontal	359	1.50	-
2452MHz	Pass	PK	4.90928G	45.59	74.00	-28.41	6.73	3	Horizontal	359	1.50	-

802.11b_Nss1,(1Mbps)_1TX

15/02/2019

2412MHz_TX

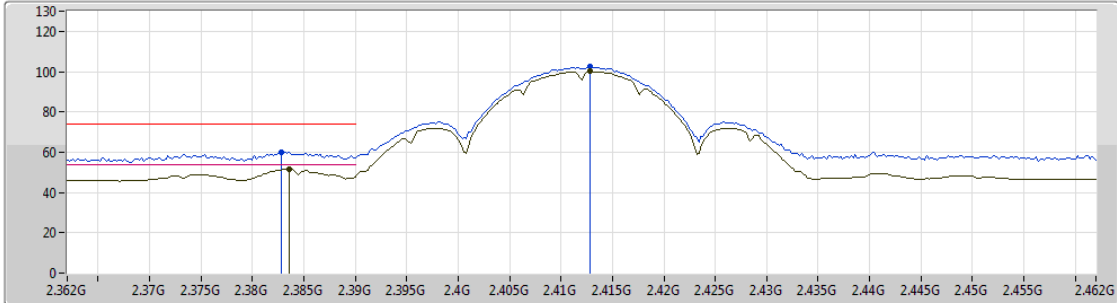


Type	Freq (Hz)	Level (dBuV/m)	Limit (dBuV/m)	Margin (dB)	Factor (dB)	Dist (m)	Condition	Azimuth (°)	Height (m)	Comments
AV	2.383G	49.65	54.00	-4.35	30.67	3	Vertical	177	2.10	-
AV	2.4128G	97.66	Inf	-Inf	30.76	3	Vertical	177	2.10	-
PK	2.3848G	59.20	74.00	-14.80	30.67	3	Vertical	177	2.10	-
PK	2.4128G	99.69	Inf	-Inf	30.76	3	Vertical	177	2.10	-

802.11b_Nss1,(1Mbps)_1TX

15/02/2019

2412MHz_TX



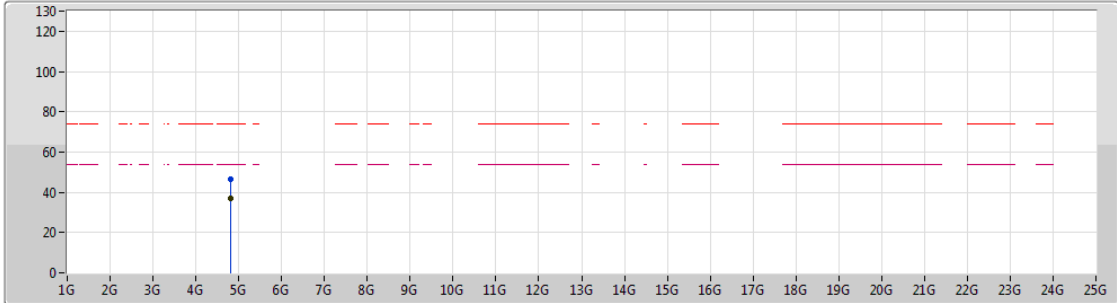
Type	Freq (Hz)	Level (dBuV/m)	Limit (dBuV/m)	Margin (dB)	Factor (dB)	Dist (m)	Condition	Azimuth (°)	Height (m)	Comments
AV	2.3836G	51.63	54.00	-2.37	30.67	3	Horizontal	134	1.09	-
AV	2.4128G	100.23	Inf	-Inf	30.76	3	Horizontal	134	1.09	-
PK	2.3828G	60.09	74.00	-13.91	30.67	3	Horizontal	134	1.09	-
PK	2.4128G	102.32	Inf	-Inf	30.76	3	Horizontal	134	1.09	-



802.11b_Nss1,(1Mbps)_1TX

15/02/2019

2412MHz_TX



Legend for plot:

- Lim.PK
- PK
- Lim.AV
- AV

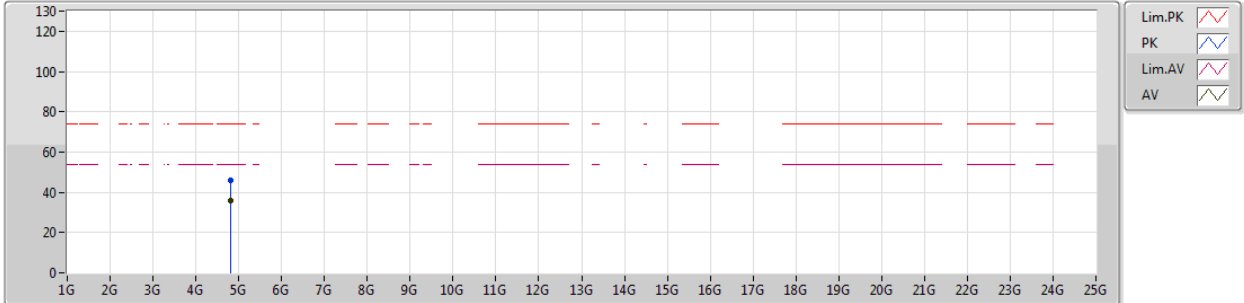
Type	Freq (Hz)	Level (dBuV/m)	Limit (dBuV/m)	Margin (dB)	Factor (dB)	Dist (m)	Condition	Azimuth (°)	Height (m)	Comments
AV	4.82396G	36.83	54.00	-17.17	6.53	3	Vertical	183	2.24	-
PK	4.82376G	46.33	74.00	-27.67	6.53	3	Vertical	183	2.24	-



802.11b_Nss1,(1Mbps)_1TX

15/02/2019

2412MHz_TX

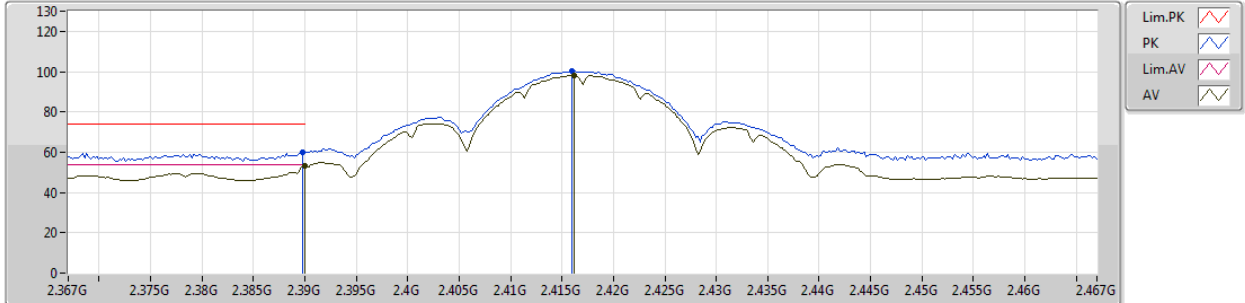


Type	Freq (Hz)	Level (dBuV/m)	Limit (dBuV/m)	Margin (dB)	Factor (dB)	Dist (m)	Condition	Azimuth (°)	Height (m)	Comments
AV	4.82388G	35.87	54.00	-18.13	6.53	3	Horizontal	131	1.03	-
PK	4.82368G	45.88	74.00	-28.12	6.53	3	Horizontal	131	1.03	-

802.11b_Nss1,(1Mbps)_1TX

15/02/2019

2417MHz_TX

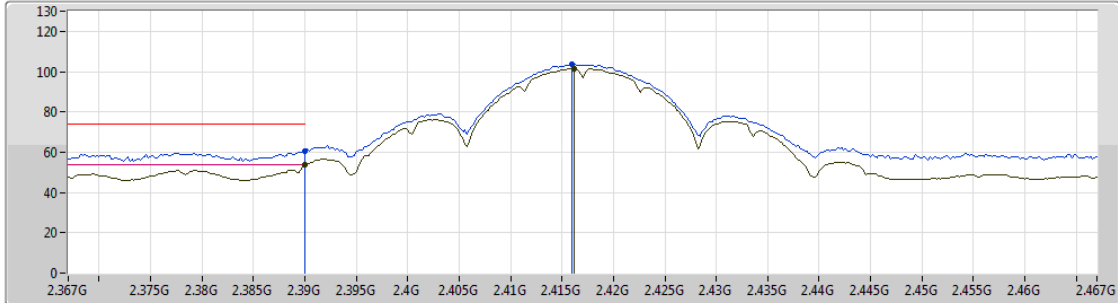


Type	Freq (Hz)	Level (dBuV/m)	Limit (dBuV/m)	Margin (dB)	Factor (dB)	Dist (m)	Condition	Azimuth (°)	Height (m)	Comments
AV	2.39G	53.31	54.00	-0.69	30.69	3	Vertical	177	1.95	-
AV	2.4162G	98.16	Inf	-Inf	30.77	3	Vertical	177	1.95	-
PK	2.3898G	60.21	74.00	-13.79	30.69	3	Vertical	177	1.95	-
PK	2.416G	100.23	Inf	-Inf	30.77	3	Vertical	177	1.95	-

802.11b_Nss1,(1Mbps)_1TX

15/02/2019

2417MHz_TX

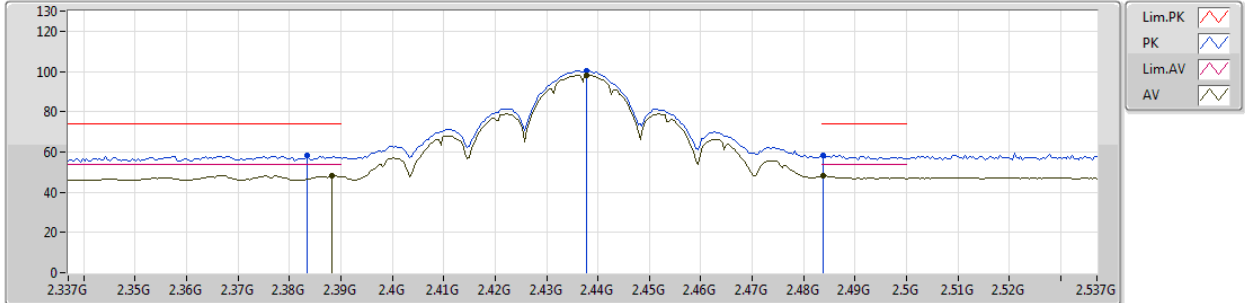


Type	Freq (Hz)	Level (dBuV/m)	Limit (dBuV/m)	Margin (dB)	Factor (dB)	Dist (m)	Condition	Azimuth (°)	Height (m)	Comments
AV	2.39G	53.79	54.00	-0.21	30.69	3	Horizontal	133	1.13	-
AV	2.4162G	101.50	Inf	-Inf	30.77	3	Horizontal	133	1.13	-
PK	2.39G	60.53	74.00	-13.47	30.69	3	Horizontal	133	1.13	-
PK	2.416G	103.51	Inf	-Inf	30.77	3	Horizontal	133	1.13	-

802.11b_Nss1,(1Mbps)_1TX

15/02/2019

2437MHz_TX

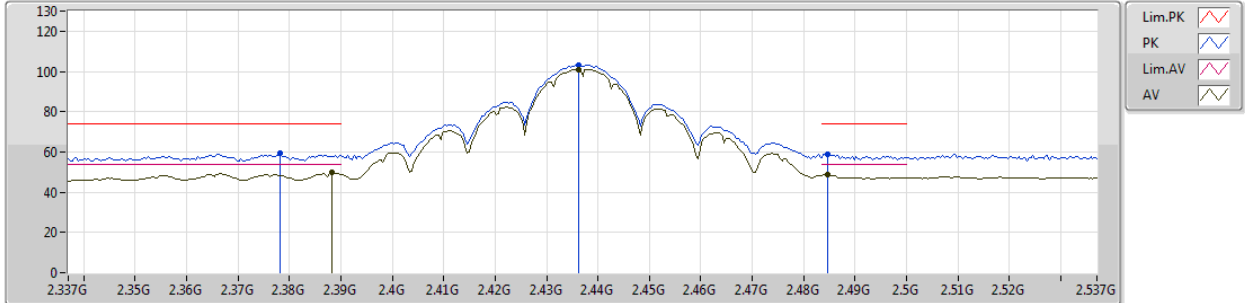


Type	Freq (Hz)	Level (dBuV/m)	Limit (dBuV/m)	Margin (dB)	Factor (dB)	Dist (m)	Condition	Azimuth (°)	Height (m)	Comments
AV	2.3882G	48.30	54.00	-5.70	30.68	3	Vertical	177	2.02	-
AV	2.4378G	98.17	Inf	-Inf	30.83	3	Vertical	177	2.02	-
AV	2.4838G	47.93	54.00	-6.07	30.97	3	Vertical	177	2.02	-
PK	2.3834G	58.40	74.00	-15.60	30.67	3	Vertical	177	2.02	-
PK	2.4378G	100.23	Inf	-Inf	30.83	3	Vertical	177	2.02	-
PK	2.4838G	58.32	74.00	-15.68	30.97	3	Vertical	177	2.02	-

802.11b_Nss1,(1Mbps)_1TX

15/02/2019

2437MHz_TX



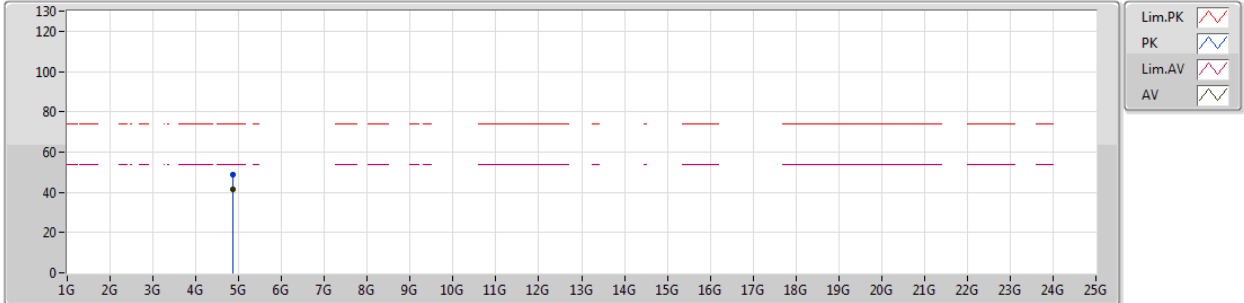
Type	Freq (Hz)	Level (dBuV/m)	Limit (dBuV/m)	Margin (dB)	Factor (dB)	Dist (m)	Condition	Azimuth (°)	Height (m)	Comments
AV	2.3882G	49.70	54.00	-4.30	30.68	3	Horizontal	134	1.05	-
AV	2.4362G	101.02	Inf	-Inf	30.83	3	Horizontal	134	1.05	-
AV	2.4846G	48.67	54.00	-5.33	30.97	3	Horizontal	134	1.05	-
PK	2.3782G	59.12	74.00	-14.88	30.65	3	Horizontal	134	1.05	-
PK	2.4362G	103.07	Inf	-Inf	30.83	3	Horizontal	134	1.05	-
PK	2.4846G	58.68	74.00	-15.32	30.97	3	Horizontal	134	1.05	-



802.11b_Nss1,(1Mbps)_1TX

15/02/2019

2437MHz_TX

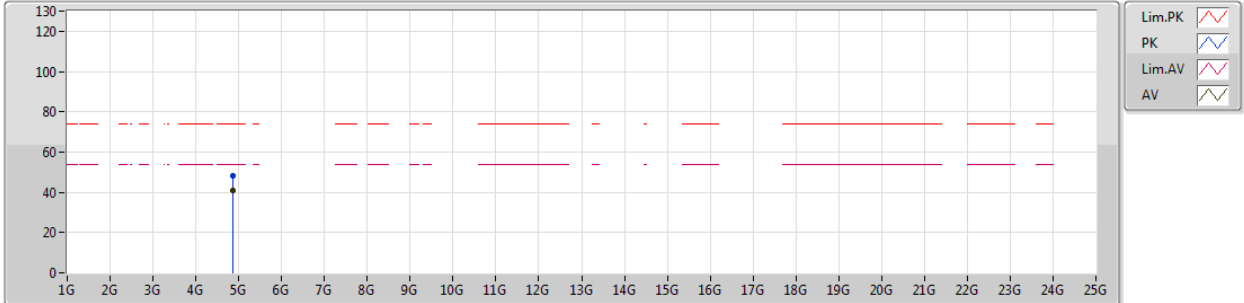


Type	Freq (Hz)	Level (dBuV/m)	Limit (dBuV/m)	Margin (dB)	Factor (dB)	Dist (m)	Condition	Azimuth (°)	Height (m)	Comments
AV	4.87394G	41.36	54.00	-12.64	6.65	3	Vertical	202	1.51	-
PK	4.87368G	48.55	74.00	-25.45	6.65	3	Vertical	202	1.51	-

802.11b_Nss1,(1Mbps)_1TX

15/02/2019

2437MHz_TX

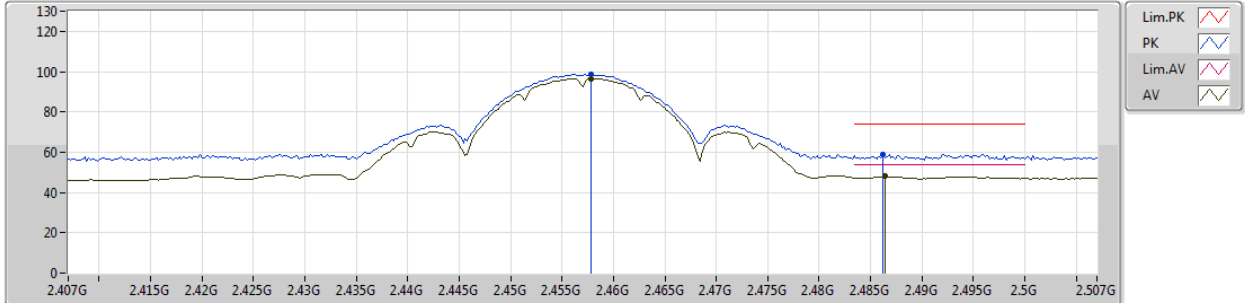


Type	Freq (Hz)	Level (dBuV/m)	Limit (dBuV/m)	Margin (dB)	Factor (dB)	Dist (m)	Condition	Azimuth (°)	Height (m)	Comments
AV	4.87394G	40.84	54.00	-13.16	6.65	3	Horizontal	134	1.08	-
PK	4.87386G	47.98	74.00	-26.02	6.65	3	Horizontal	134	1.08	-

802.11b_Nss1,(1Mbps)_1TX

15/02/2019

2457MHz_TX



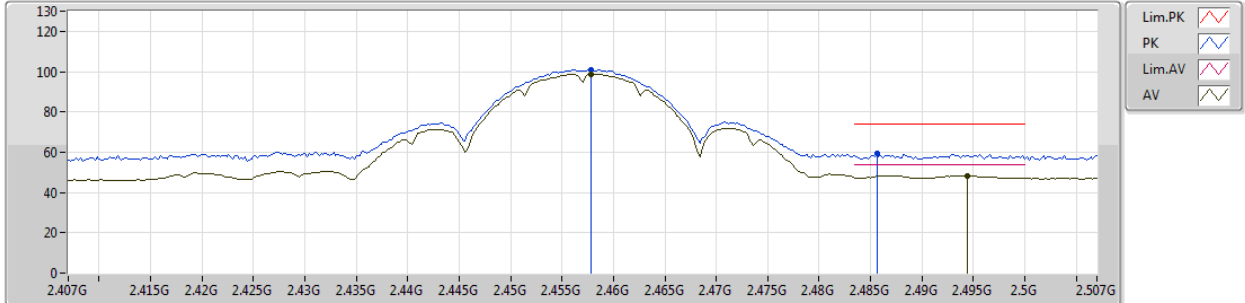
Type	Freq (Hz)	Level (dBuV/m)	Limit (dBuV/m)	Margin (dB)	Factor (dB)	Dist (m)	Condition	Azimuth (°)	Height (m)	Comments
AV	2.4578G	96.59	Inf	-Inf	30.89	3	Vertical	173	1.91	-
AV	2.4864G	47.94	54.00	-6.06	30.98	3	Vertical	173	1.91	-
PK	2.4578G	98.66	Inf	-Inf	30.89	3	Vertical	173	1.91	-
PK	2.4862G	58.90	74.00	-15.10	30.98	3	Vertical	173	1.91	-



802.11b_Nss1,(1Mbps)_1TX

15/02/2019

2457MHz_TX

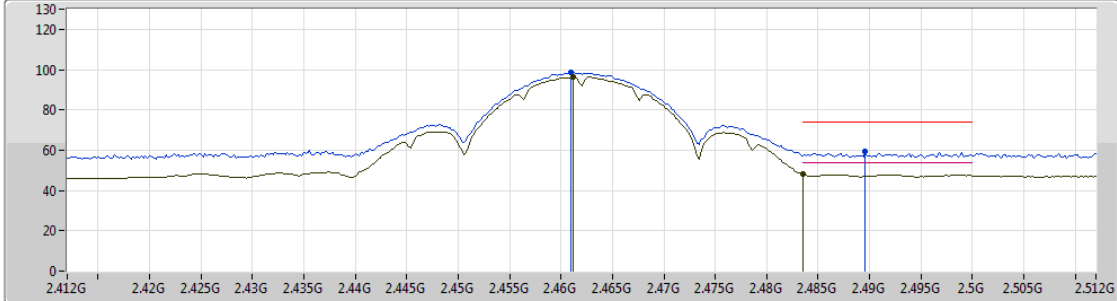


Type	Freq (Hz)	Level (dBuV/m)	Limit (dBuV/m)	Margin (dB)	Factor (dB)	Dist (m)	Condition	Azimuth (°)	Height (m)	Comments
AV	2.4578G	98.89	Inf	-Inf	30.89	3	Horizontal	139	1.14	-
AV	2.4944G	48.46	54.00	-5.54	31.00	3	Horizontal	139	1.14	-
PK	2.4578G	100.97	Inf	-Inf	30.89	3	Horizontal	139	1.14	-
PK	2.4856G	59.63	74.00	-14.37	30.98	3	Horizontal	139	1.14	-

802.11b_Nss1,(1Mbps)_1TX

15/02/2019

2462MHz_TX

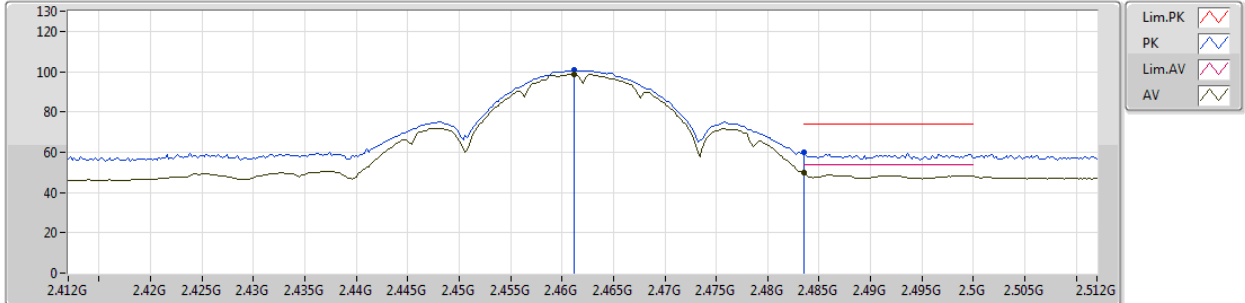


Type	Freq (Hz)	Level (dBuV/m)	Limit (dBuV/m)	Margin (dB)	Factor (dB)	Dist (m)	Condition	Azimuth (°)	Height (m)	Comments
AV	2.4612G	96.38	Inf	-Inf	30.90	3	Vertical	177	1.98	-
AV	2.4835G	48.43	54.00	-5.57	30.97	3	Vertical	177	1.98	-
PK	2.461G	98.40	Inf	-Inf	30.90	3	Vertical	177	1.98	-
PK	2.4896G	59.18	74.00	-14.82	30.99	3	Vertical	177	1.98	-

802.11b_Nss1,(1Mbps)_1TX

15/02/2019

2462MHz_TX



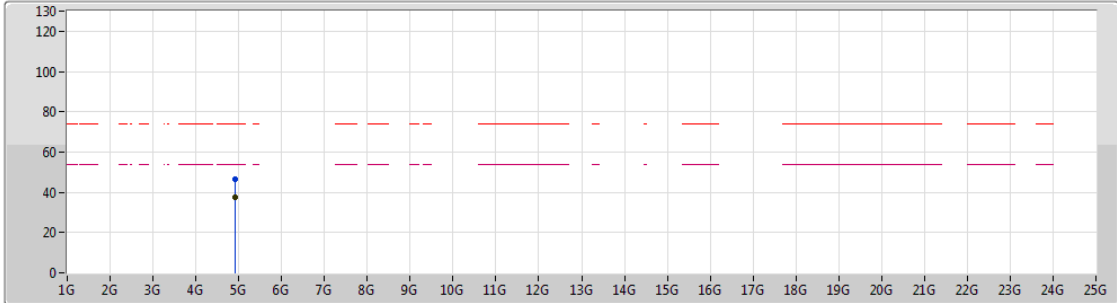
Type	Freq (Hz)	Level (dBuV/m)	Limit (dBuV/m)	Margin (dB)	Factor (dB)	Dist (m)	Condition	Azimuth (°)	Height (m)	Comments
AV	2.4612G	98.71	Inf	-Inf	30.90	3	Horizontal	139	1.02	-
AV	2.4835G	49.76	54.00	-4.24	30.97	3	Horizontal	139	1.02	-
PK	2.4612G	100.72	Inf	-Inf	30.90	3	Horizontal	139	1.02	-
PK	2.4835G	59.99	74.00	-14.01	30.97	3	Horizontal	139	1.02	-



802.11b_Nss1,(1Mbps)_1TX

15/02/2019

2462MHz_TX



Lim.PK
 PK
 Lim.AV
 AV

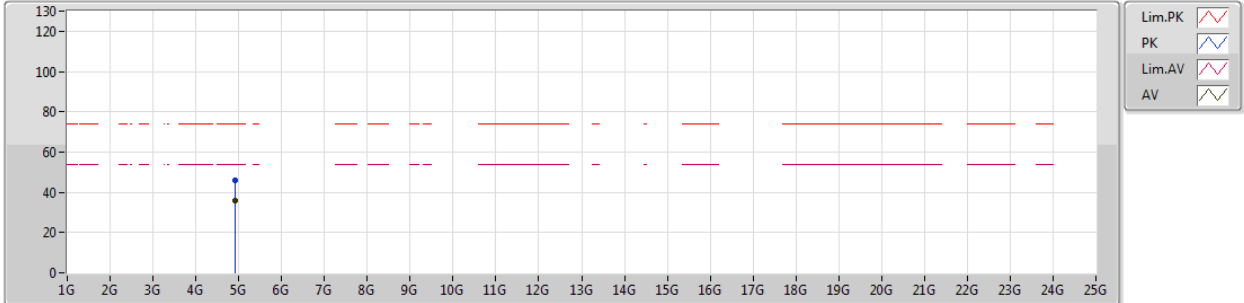
Type	Freq (Hz)	Level (dBuV/m)	Limit (dBuV/m)	Margin (dB)	Factor (dB)	Dist (m)	Condition	Azimuth (°)	Height (m)	Comments
AV	4.9239G	37.35	54.00	-16.65	6.77	3	Vertical	203	1.46	-
PK	4.92381G	46.75	74.00	-27.25	6.77	3	Vertical	203	1.46	-



802.11b_Nss1,(1Mbps)_1TX

15/02/2019

2462MHz_TX

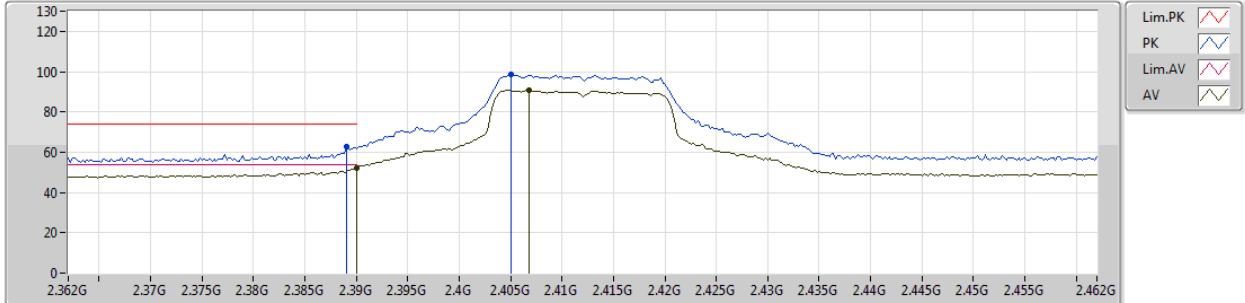


Type	Freq (Hz)	Level (dBuV/m)	Limit (dBuV/m)	Margin (dB)	Factor (dB)	Dist (m)	Condition	Azimuth (°)	Height (m)	Comments
AV	4.92393G	35.80	54.00	-18.20	6.77	3	Horizontal	154	1.01	-
PK	4.9241G	46.20	74.00	-27.80	6.77	3	Horizontal	154	1.01	-

802.11g_Nss1,(6Mbps)_1TX

15/02/2019

2412MHz_TX

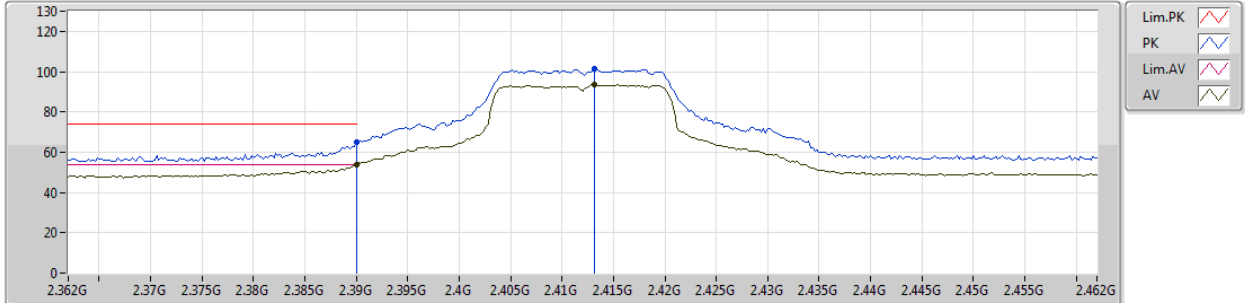


Type	Freq (Hz)	Level (dBuV/m)	Limit (dBuV/m)	Margin (dB)	Factor (dB)	Dist (m)	Condition	Azimuth (°)	Height (m)	Comments
AV	2.39G	51.84	54.00	-2.16	30.69	3	Vertical	178	1.89	-
AV	2.4068G	90.69	Inf	-Inf	30.74	3	Vertical	178	1.89	-
PK	2.389G	62.81	74.00	-11.19	30.68	3	Vertical	178	1.89	-
PK	2.405G	98.74	Inf	-Inf	30.73	3	Vertical	178	1.89	-

802.11g_Nss1,(6Mbps)_1TX

15/02/2019

2412MHz_TX



Type	Freq (Hz)	Level (dBuV/m)	Limit (dBuV/m)	Margin (dB)	Factor (dB)	Dist (m)	Condition	Azimuth (°)	Height (m)	Comments
AV	2.39G	53.66	54.00	-0.34	30.69	3	Horizontal	138	1.15	-
AV	2.4132G	93.45	Inf	-Inf	30.76	3	Horizontal	138	1.15	-
PK	2.39G	65.15	74.00	-8.85	30.69	3	Horizontal	138	1.15	-
PK	2.4132G	101.18	Inf	-Inf	30.76	3	Horizontal	138	1.15	-



802.11g_Nss1,(6Mbps)_1TX

15/02/2019

2412MHz_TX



Legend for plot:

- Lim.PK
- PK
- Lim.AV
- AV

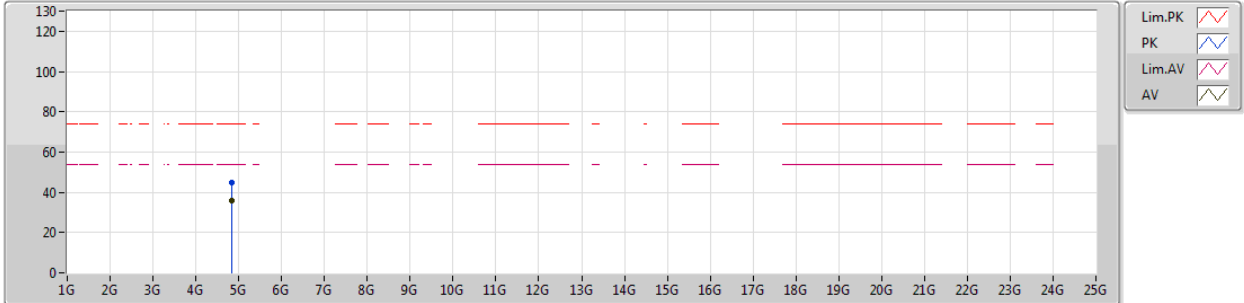
Type	Freq (Hz)	Level (dBuV/m)	Limit (dBuV/m)	Margin (dB)	Factor (dB)	Dist (m)	Condition	Azimuth (°)	Height (m)	Comments
AV	4.81794G	35.70	54.00	-18.30	6.53	3	Vertical	50	1.50	-
PK	4.8144G	45.42	74.00	-28.58	6.51	3	Vertical	50	1.50	-



802.11g_Nss1,(6Mbps)_1TX

15/02/2019

2412MHz_TX

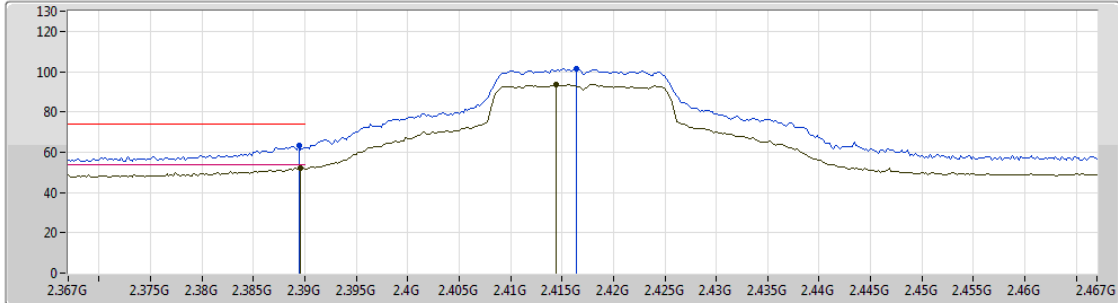


Type	Freq (Hz)	Level (dBuV/m)	Limit (dBuV/m)	Margin (dB)	Factor (dB)	Dist (m)	Condition	Azimuth (°)	Height (m)	Comments
AV	4.83828G	35.81	54.00	-18.19	6.56	3	Horizontal	0	1.24	-
PK	4.83384G	44.62	74.00	-29.38	6.56	3	Horizontal	0	1.24	-

802.11g_Nss1,(6Mbps)_1TX

15/02/2019

2417MHz_TX



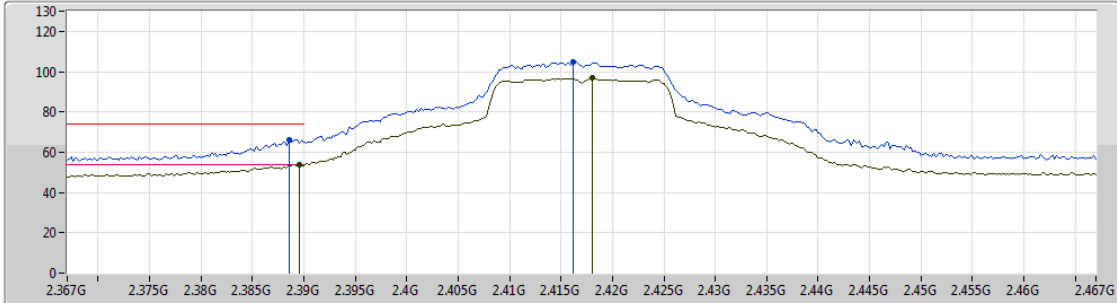
Lim.PK
 PK
 Lim.AV
 AV

Type	Freq (Hz)	Level (dBuV/m)	Limit (dBuV/m)	Margin (dB)	Factor (dB)	Dist (m)	Condition	Azimuth (°)	Height (m)	Comments
AV	2.3896G	52.12	54.00	-1.88	30.69	3	Vertical	175	1.72	-
AV	2.4144G	93.65	Inf	-Inf	30.76	3	Vertical	175	1.72	-
PK	2.3894G	63.42	74.00	-10.58	30.68	3	Vertical	175	1.72	-
PK	2.4164G	101.56	Inf	-Inf	30.77	3	Vertical	175	1.72	-

802.11g_Nss1,(6Mbps)_1TX

15/02/2019

2417MHz_TX



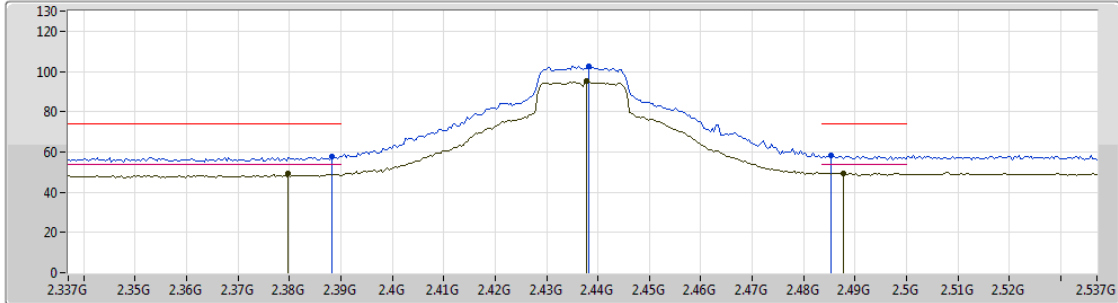
Type	Freq (Hz)	Level (dBuV/m)	Limit (dBuV/m)	Margin (dB)	Factor (dB)	Dist (m)	Condition	Azimuth (°)	Height (m)	Comments
AV	2.3896G	53.89	54.00	-0.11	30.69	3	Horizontal	136	1.13	-
AV	2.418G	96.69	Inf	-Inf	30.77	3	Horizontal	136	1.13	-
PK	2.3886G	66.21	74.00	-7.79	30.68	3	Horizontal	136	1.13	-
PK	2.4162G	104.66	Inf	-Inf	30.77	3	Horizontal	136	1.13	-



802.11g_Nss1,(6Mbps)_1TX

15/02/2019

2437MHz_TX



Legend for the spectrum plot:

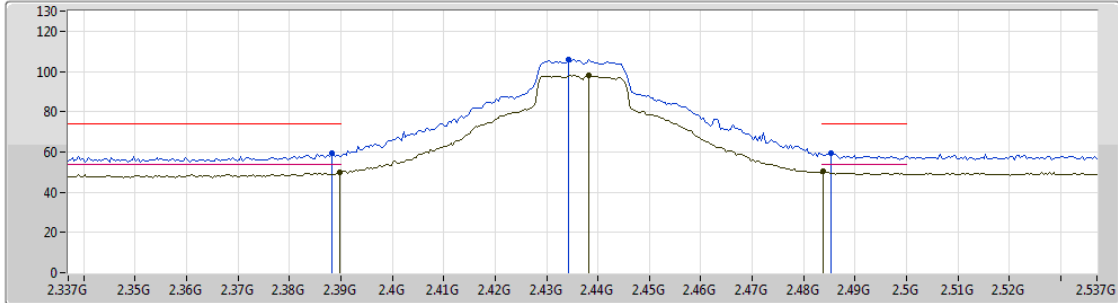
- Lim.PK
- PK
- Lim.AV
- AV

Type	Freq (Hz)	Level (dBuV/m)	Limit (dBuV/m)	Margin (dB)	Factor (dB)	Dist (m)	Condition	Azimuth (°)	Height (m)	Comments
AV	2.3798G	49.06	54.00	-4.94	30.66	3	Vertical	143	1.19	-
AV	2.4378G	95.16	Inf	-Inf	30.83	3	Vertical	143	1.19	-
AV	2.4878G	49.56	54.00	-4.44	30.98	3	Vertical	143	1.19	-
PK	2.3882G	57.64	74.00	-16.36	30.68	3	Vertical	143	1.19	-
PK	2.4382G	102.66	Inf	-Inf	30.83	3	Vertical	143	1.19	-
PK	2.4854G	58.47	74.00	-15.53	30.97	3	Vertical	143	1.19	-





802.11g_Nss1,(6Mbps)_1TX

15/02/2019

2437MHz_TX



Legend for the spectrum plot:

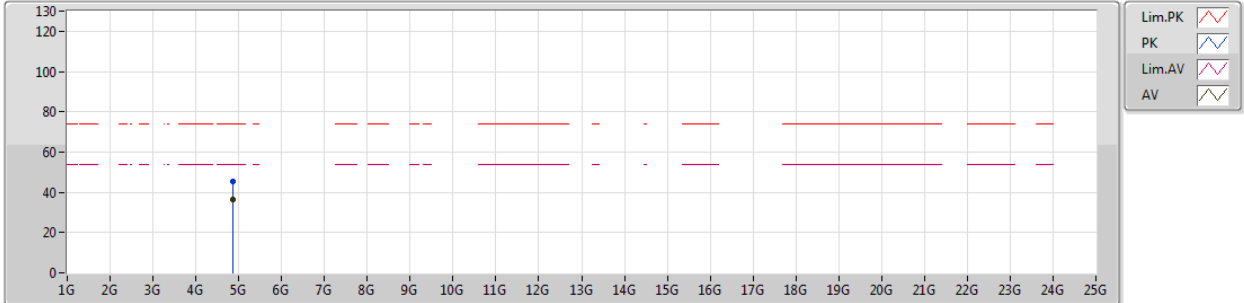
- Lim.PK 
- PK 
- Lim.AV 
- AV 

Type	Freq (Hz)	Level (dBuV/m)	Limit (dBuV/m)	Margin (dB)	Factor (dB)	Dist (m)	Condition	Azimuth (°)	Height (m)	Comments
AV	2.3898G	49.90	54.00	-4.10	30.69	3	Horizontal	136	1.07	-
AV	2.4382G	97.88	Inf	-Inf	30.83	3	Horizontal	136	1.07	-
AV	2.4838G	50.16	54.00	-3.84	30.97	3	Horizontal	136	1.07	-
PK	2.3882G	59.59	74.00	-14.41	30.68	3	Horizontal	136	1.07	-
PK	2.4342G	105.79	Inf	-Inf	30.82	3	Horizontal	136	1.07	-
PK	2.4854G	59.16	74.00	-14.84	30.97	3	Horizontal	136	1.07	-

802.11g_Nss1,(6Mbps)_1TX

15/02/2019

2437MHz_TX



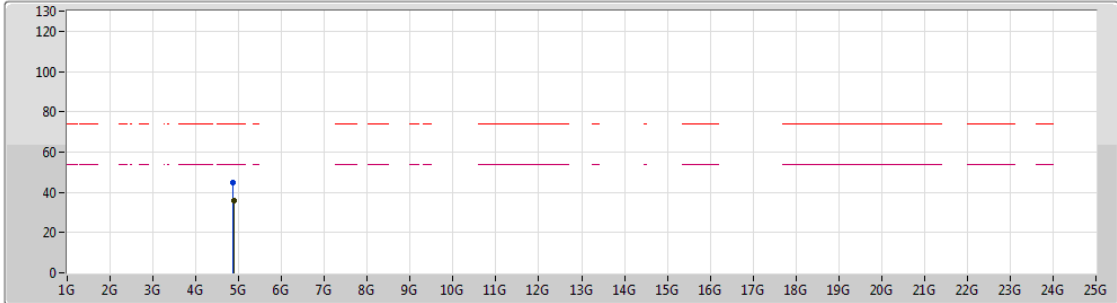
Type	Freq (Hz)	Level (dBuV/m)	Limit (dBuV/m)	Margin (dB)	Factor (dB)	Dist (m)	Condition	Azimuth (°)	Height (m)	Comments
AV	4.86974G	36.23	54.00	-17.77	6.65	3	Vertical	190	1.50	-
PK	4.86164G	45.52	74.00	-28.48	6.63	3	Vertical	190	1.50	-



802.11g_Nss1,(6Mbps)_1TX

15/02/2019

2437MHz_TX



Lim.PK
 PK
 Lim.AV
 AV

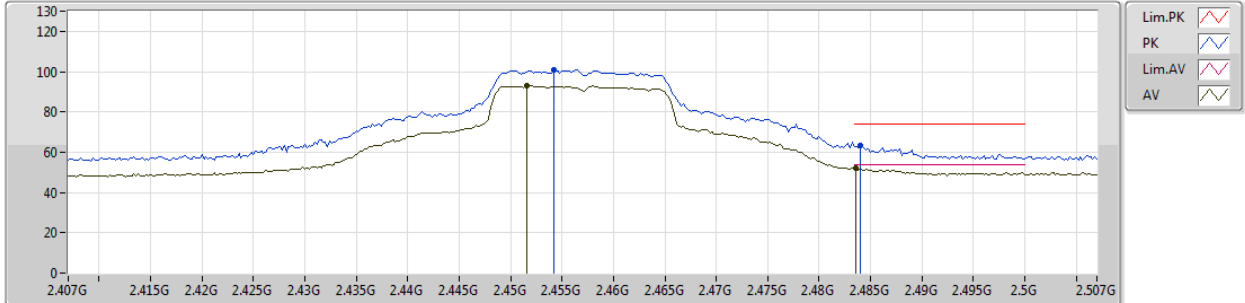
Type	Freq (Hz)	Level (dBuV/m)	Limit (dBuV/m)	Margin (dB)	Factor (dB)	Dist (m)	Condition	Azimuth (°)	Height (m)	Comments
AV	4.88786G	35.85	54.00	-18.15	6.68	3	Horizontal	153	1.50	-
PK	4.8665G	44.99	74.00	-29.01	6.64	3	Horizontal	153	1.50	-



802.11g_Nss1,(6Mbps)_1TX

15/02/2019

2457MHz_TX

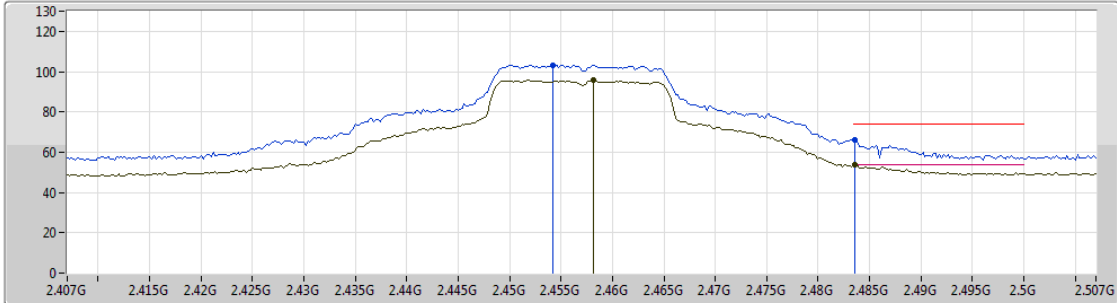


Type	Freq (Hz)	Level (dBuV/m)	Limit (dBuV/m)	Margin (dB)	Factor (dB)	Dist (m)	Condition	Azimuth (°)	Height (m)	Comments
AV	2.4516G	92.95	Inf	-Inf	30.87	3	Vertical	174	2.04	-
AV	2.4836G	52.10	54.00	-1.90	30.97	3	Vertical	174	2.04	-
PK	2.4542G	100.76	Inf	-Inf	30.88	3	Vertical	174	2.04	-
PK	2.484G	63.20	74.00	-10.80	30.97	3	Vertical	174	2.04	-

802.11g_Nss1,(6Mbps)_1TX

15/02/2019

2457MHz_TX



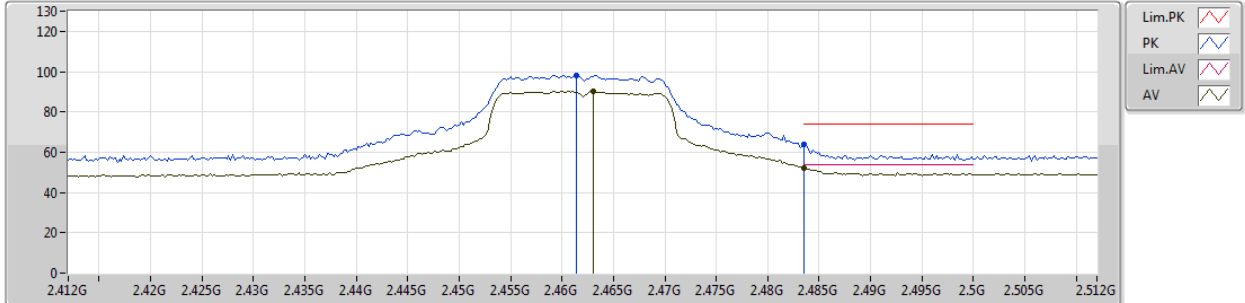
- Lim.PK
- PK
- Lim.AV
- AV

Type	Freq (Hz)	Level (dBuV/m)	Limit (dBuV/m)	Margin (dB)	Factor (dB)	Dist (m)	Condition	Azimuth (°)	Height (m)	Comments
AV	2.4582G	95.64	Inf	-Inf	30.89	3	Horizontal	136	1.22	-
AV	2.4836G	53.81	54.00	-0.19	30.97	3	Horizontal	136	1.22	-
PK	2.4542G	103.30	Inf	-Inf	30.88	3	Horizontal	136	1.22	-
PK	2.4836G	65.98	74.00	-8.02	30.97	3	Horizontal	136	1.22	-

802.11g_Nss1,(6Mbps)_1TX

15/02/2019

2462MHz_TX

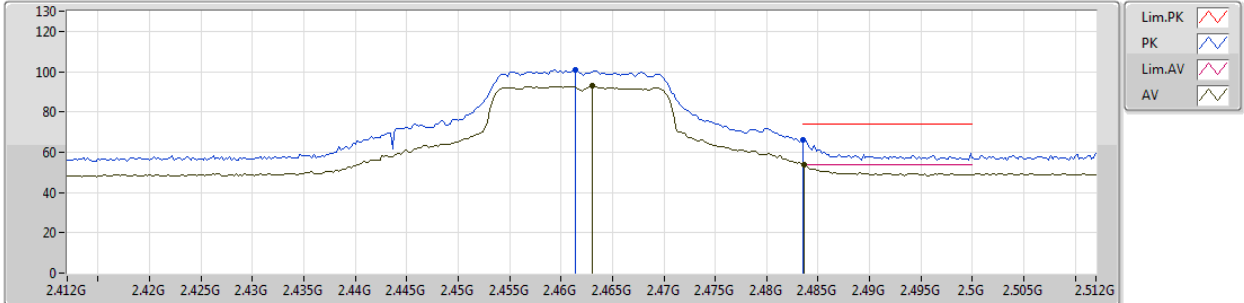


Type	Freq (Hz)	Level (dBuV/m)	Limit (dBuV/m)	Margin (dB)	Factor (dB)	Dist (m)	Condition	Azimuth (°)	Height (m)	Comments
AV	2.463G	90.32	Inf	-Inf	30.90	3	Vertical	132	1.34	-
AV	2.4835G	52.26	54.00	-1.74	30.97	3	Vertical	132	1.34	-
PK	2.4614G	98.21	Inf	-Inf	30.90	3	Vertical	132	1.34	-
PK	2.4835G	63.85	74.00	-10.15	30.97	3	Vertical	132	1.34	-

802.11g_Nss1,(6Mbps)_1TX

15/02/2019

2462MHz_TX



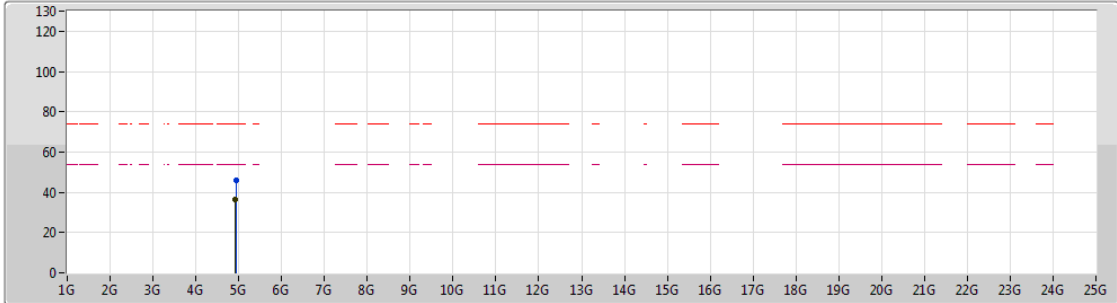
Type	Freq (Hz)	Level (dBuV/m)	Limit (dBuV/m)	Margin (dB)	Factor (dB)	Dist (m)	Condition	Azimuth (°)	Height (m)	Comments
AV	2.463G	92.86	Inf	-Inf	30.90	3	Horizontal	138	1.20	-
AV	2.4836G	53.68	54.00	-0.32	30.97	3	Horizontal	138	1.20	-
PK	2.4614G	100.96	Inf	-Inf	30.90	3	Horizontal	138	1.20	-
PK	2.4835G	66.13	74.00	-7.87	30.97	3	Horizontal	138	1.20	-



802.11g_Nss1,(6Mbps)_1TX

15/02/2019

2462MHz_TX



Lim.PK
 PK
 Lim.AV
 AV

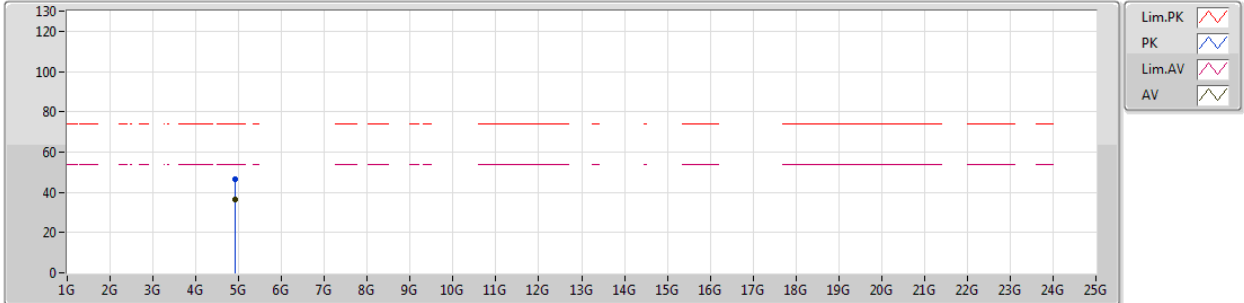
Type	Freq (Hz)	Level (dBuV/m)	Limit (dBuV/m)	Margin (dB)	Factor (dB)	Dist (m)	Condition	Azimuth (°)	Height (m)	Comments
AV	4.91806G	36.47	54.00	-17.53	6.76	3	Vertical	214	1.50	-
PK	4.93036G	46.14	74.00	-27.86	6.78	3	Vertical	214	1.50	-



802.11g_Nss1,(6Mbps)_1TX

15/02/2019

2462MHz_TX

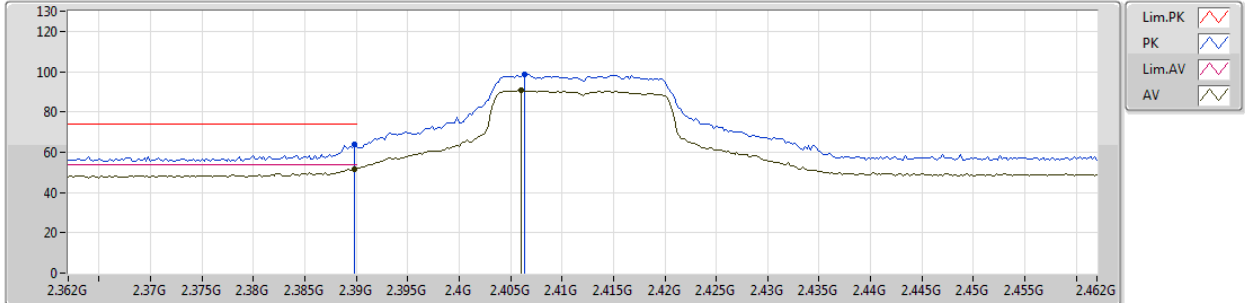


Type	Freq (Hz)	Level (dBuV/m)	Limit (dBuV/m)	Margin (dB)	Factor (dB)	Dist (m)	Condition	Azimuth (°)	Height (m)	Comments
AV	4.92574G	36.18	54.00	-17.82	6.78	3	Horizontal	275	3.02	-
PK	4.92412G	46.45	74.00	-27.55	6.77	3	Horizontal	275	3.02	-

802.11n HT20_Nss1,(MCS0)_1TX

15/02/2019

2412MHz_TX



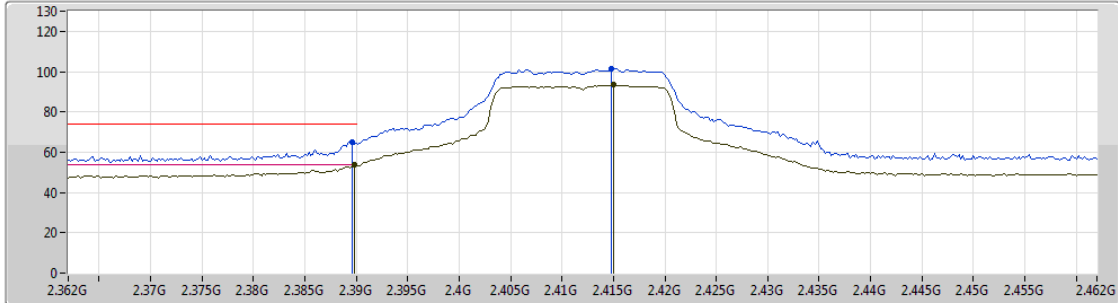
Type	Freq (Hz)	Level (dBuV/m)	Limit (dBuV/m)	Margin (dB)	Factor (dB)	Dist (m)	Condition	Azimuth (°)	Height (m)	Comments
AV	2.3898G	51.70	54.00	-2.30	30.69	3	Vertical	175	1.81	-
AV	2.406G	90.65	Inf	-Inf	30.73	3	Vertical	175	1.81	-
PK	2.3898G	63.75	74.00	-10.25	30.69	3	Vertical	175	1.81	-
PK	2.4064G	98.79	Inf	-Inf	30.74	3	Vertical	175	1.81	-



802.11n HT20_Nss1,(MCS0)_1TX

15/02/2019

2412MHz_TX



Type	Freq (Hz)	Level (dBuV/m)	Limit (dBuV/m)	Margin (dB)	Factor (dB)	Dist (m)	Condition	Azimuth (°)	Height (m)	Comments
AV	2.3898G	53.78	54.00	-0.22	30.69	3	Horizontal	136	1.13	-
AV	2.415G	93.30	Inf	-Inf	30.77	3	Horizontal	136	1.13	-
PK	2.3896G	65.20	74.00	-8.80	30.69	3	Horizontal	136	1.13	-
PK	2.4148G	101.21	Inf	-Inf	30.77	3	Horizontal	136	1.13	-



802.11n HT20_Nss1,(MCS0)_1TX

15/02/2019

2412MHz_TX



Lim.PK
 PK
 Lim.AV
 AV

Type	Freq (Hz)	Level (dBuV/m)	Limit (dBuV/m)	Margin (dB)	Factor (dB)	Dist (m)	Condition	Azimuth (°)	Height (m)	Comments
AV	4.8129G	35.58	54.00	-18.42	6.51	3	Vertical	337	2.81	-
PK	4.81188G	44.84	74.00	-29.16	6.51	3	Vertical	337	2.81	-



802.11n HT20_Nss1,(MCS0)_1TX

15/02/2019

2412MHz_TX



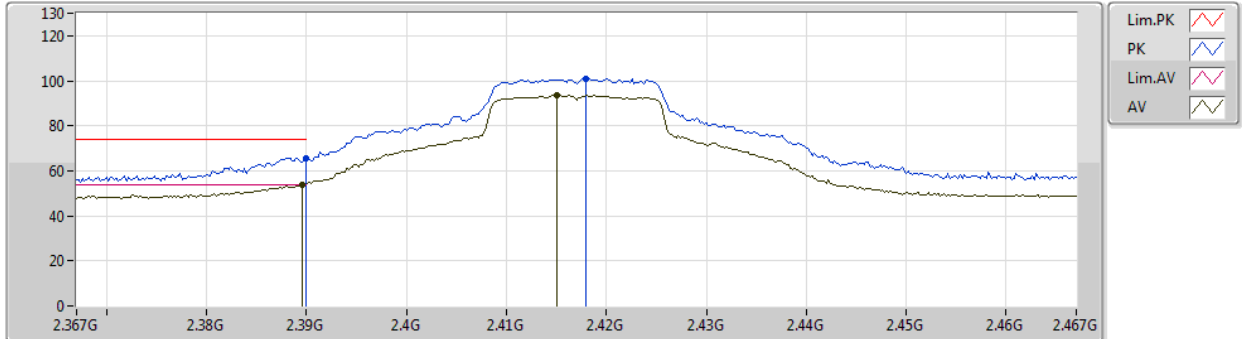
Lim.PK
 PK
 Lim.AV
 AV

Type	Freq (Hz)	Level (dBuV/m)	Limit (dBuV/m)	Margin (dB)	Factor (dB)	Dist (m)	Condition	Azimuth (°)	Height (m)	Comments
AV	4.8135G	35.39	54.00	-18.61	6.51	3	Horizontal	142	1.50	-
PK	4.8273G	44.67	74.00	-29.33	6.54	3	Horizontal	142	1.50	-

802.11n HT20_Nss1,(MCS0)_1TX

15/02/2019

2417MHz_TX

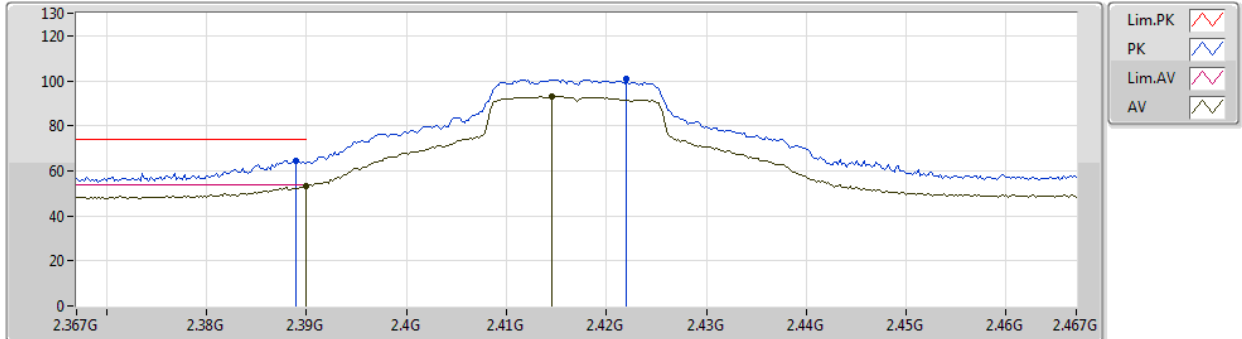


Type	Freq (Hz)	Level (dBuV/m)	Limit (dBuV/m)	Margin (dB)	Factor (dB)	Dist (m)	Condition	Azimuth (°)	Height (m)	Comment
AV	2.3896G	53.85	54.00	-0.15	30.69	3	Vertical	229	1.37	-
AV	2.415G	93.58	Inf	-Inf	30.77	3	Vertical	229	1.37	-
PK	2.39G	65.73	74.00	-8.27	30.69	3	Vertical	229	1.37	-
PK	2.418G	100.92	Inf	-Inf	30.77	3	Vertical	229	1.37	-

802.11n HT20_Nss1,(MCS0)_1TX

15/02/2019

2417MHz_TX

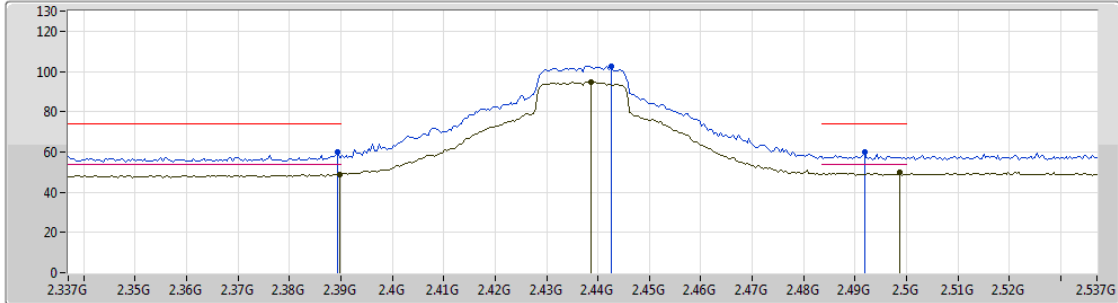


Type	Freq (Hz)	Level (dBuV/m)	Limit (dBuV/m)	Margin (dB)	Factor (dB)	Dist (m)	Condition	Azimuth (°)	Height (m)	Comment
AV	2.39G	53.50	54.00	-0.50	30.69	3	Horizontal	165	1.29	-
AV	2.4146G	93.09	Inf	-Inf	30.77	3	Horizontal	165	1.29	-
PK	2.389G	64.62	74.00	-9.38	30.68	3	Horizontal	165	1.29	-
PK	2.422G	100.69	Inf	-Inf	30.78	3	Horizontal	165	1.29	-

802.11n HT20_Nss1,(MCS0)_1TX

15/02/2019

2437MHz_TX

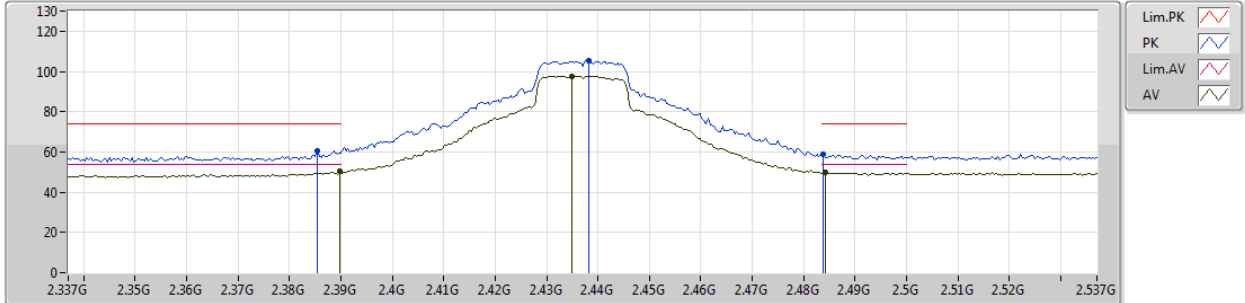


Type	Freq (Hz)	Level (dBuV/m)	Limit (dBuV/m)	Margin (dB)	Factor (dB)	Dist (m)	Condition	Azimuth (°)	Height (m)	Comments
AV	2.3898G	48.95	54.00	-5.05	30.69	3	Vertical	143	1.21	-
AV	2.4386G	94.63	Inf	-Inf	30.83	3	Vertical	143	1.21	-
AV	2.4986G	49.60	54.00	-4.40	31.01	3	Vertical	143	1.21	-
PK	2.3894G	59.71	74.00	-14.29	30.68	3	Vertical	143	1.21	-
PK	2.4426G	102.70	Inf	-Inf	30.84	3	Vertical	143	1.21	-
PK	2.4918G	60.07	74.00	-13.93	30.99	3	Vertical	143	1.21	-

802.11n HT20_Nss1,(MCS0)_1TX

15/02/2019

2437MHz_TX

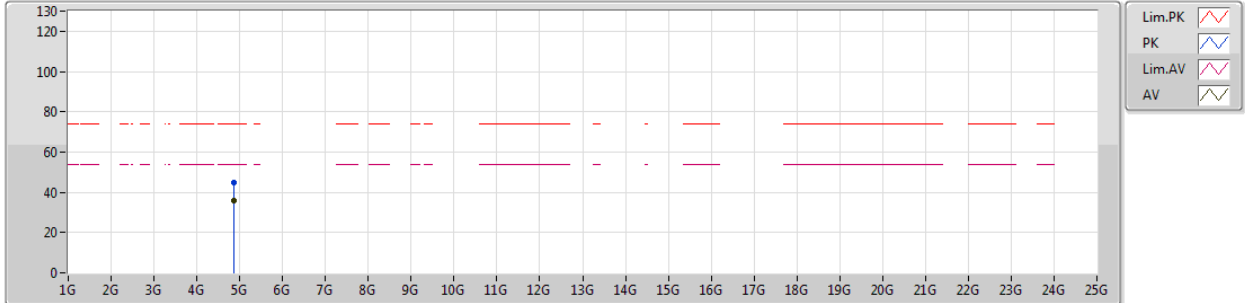


Type	Freq (Hz)	Level (dBuV/m)	Limit (dBuV/m)	Margin (dB)	Factor (dB)	Dist (m)	Condition	Azimuth (°)	Height (m)	Comments
AV	2.3898G	50.43	54.00	-3.57	30.69	3	Horizontal	136	1.07	-
AV	2.435G	97.77	Inf	-Inf	30.82	3	Horizontal	136	1.07	-
AV	2.4842G	49.76	54.00	-4.24	30.97	3	Horizontal	136	1.07	-
PK	2.3854G	60.36	74.00	-13.64	30.67	3	Horizontal	136	1.07	-
PK	2.4382G	105.32	Inf	-Inf	30.83	3	Horizontal	136	1.07	-
PK	2.4838G	58.96	74.00	-15.04	30.97	3	Horizontal	136	1.07	-

802.11n HT20_Nss1,(MCS0)_1TX

15/02/2019

2437MHz_TX

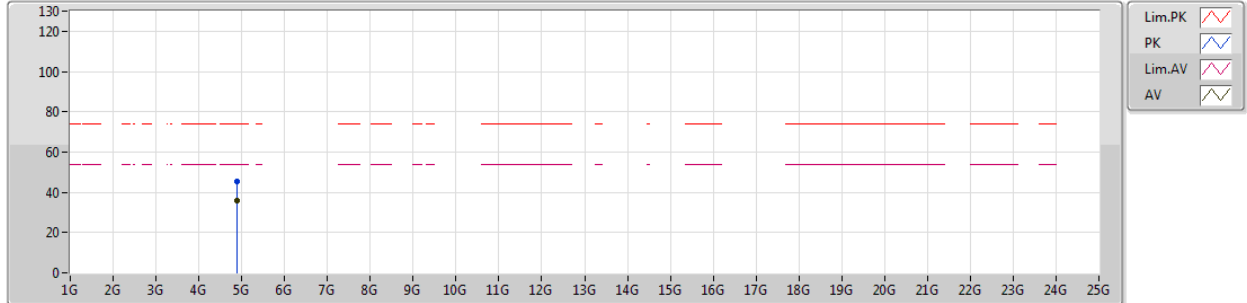


Type	Freq (Hz)	Level (dBuV/m)	Limit (dBuV/m)	Margin (dB)	Factor (dB)	Dist (m)	Condition	Azimuth (°)	Height (m)	Comments
AV	4.86542G	36.12	54.00	-17.88	6.64	3	Vertical	151	1.50	-
PK	4.86326G	45.05	74.00	-28.95	6.63	3	Vertical	151	1.50	-

802.11n HT20_Nss1,(MCS0)_1TX

15/02/2019

2437MHz_TX

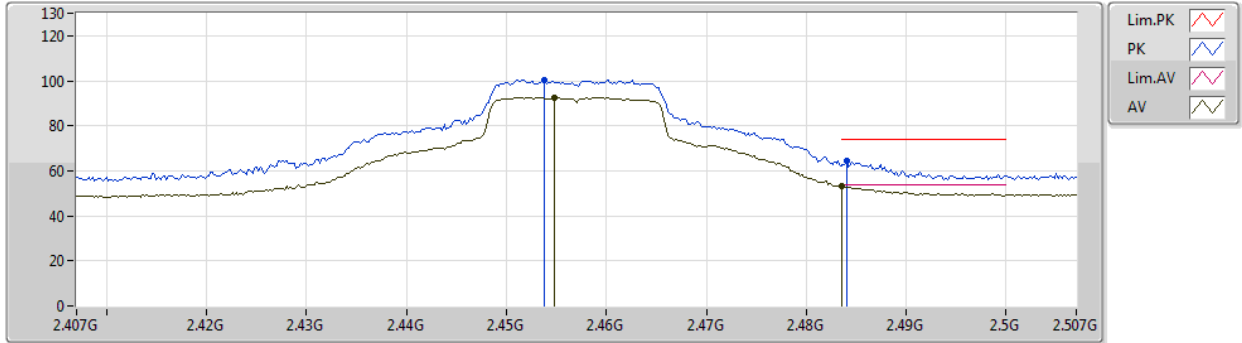


Type	Freq (Hz)	Level (dBuV/m)	Limit (dBuV/m)	Margin (dB)	Factor (dB)	Dist (m)	Condition	Azimuth (°)	Height (m)	Comments
AV	4.88504G	35.91	54.00	-18.09	6.68	3	Horizontal	133	1.32	-
PK	4.8872G	45.11	74.00	-28.89	6.68	3	Horizontal	133	1.32	-

802.11n HT20_Nss1,(MCS0)_1TX

15/02/2019

2457MHz_TX

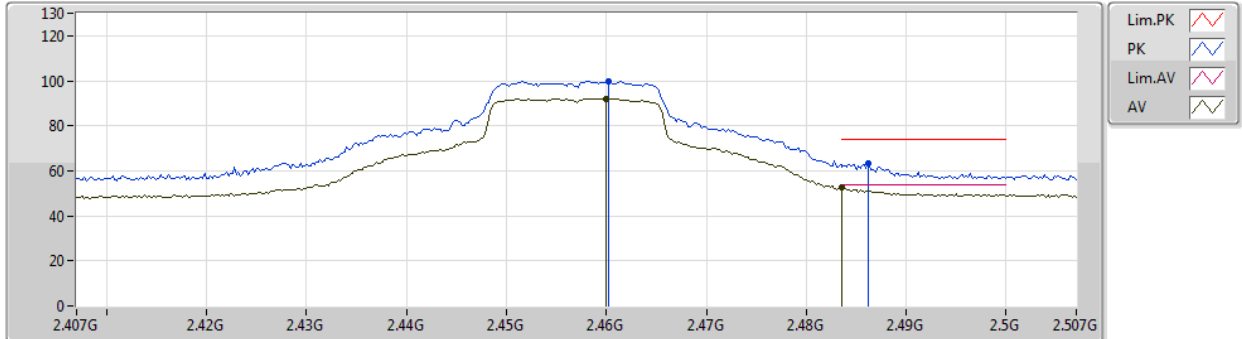


Type	Freq (Hz)	Level (dBuV/m)	Limit (dBuV/m)	Margin (dB)	Factor (dB)	Dist (m)	Condition	Azimuth (°)	Height (m)	Comment
AV	2.4548G	92.61	Inf	-Inf	30.88	3	Vertical	226	1.56	-
AV	2.4835G	53.24	54.00	-0.76	30.97	3	Vertical	226	1.56	-
PK	2.4538G	100.42	Inf	-Inf	30.88	3	Vertical	226	1.56	-
PK	2.484G	64.29	74.00	-9.71	30.97	3	Vertical	226	1.56	-

802.11n HT20_Nss1,(MCS0)_1TX

15/02/2019

2457MHz_TX



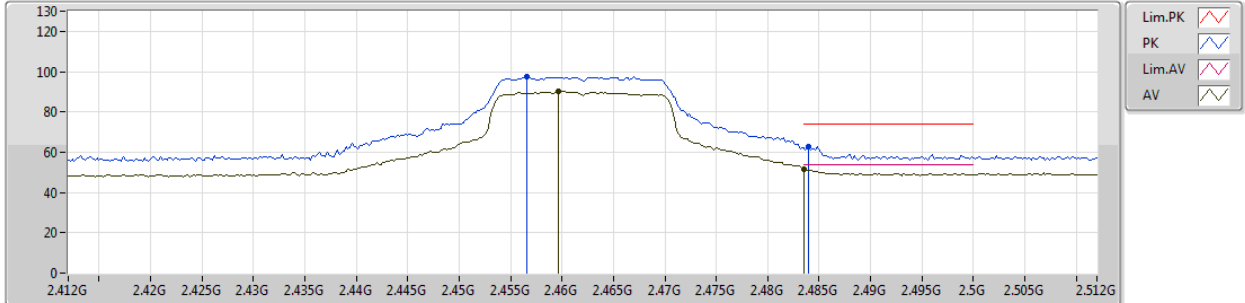
Type	Freq (Hz)	Level (dBuV/m)	Limit (dBuV/m)	Margin (dB)	Factor (dB)	Dist (m)	Condition	Azimuth (°)	Height (m)	Comment
AV	2.46G	92.05	Inf	-Inf	30.89	3	Horizontal	186	1.08	-
AV	2.4835G	52.67	54.00	-1.33	30.97	3	Horizontal	186	1.08	-
PK	2.4602G	99.85	Inf	-Inf	30.89	3	Horizontal	186	1.08	-
PK	2.4862G	63.08	74.00	-10.92	30.98	3	Horizontal	186	1.08	-



802.11n HT20_Nss1,(MCS0)_1TX

15/02/2019

2462MHz_TX

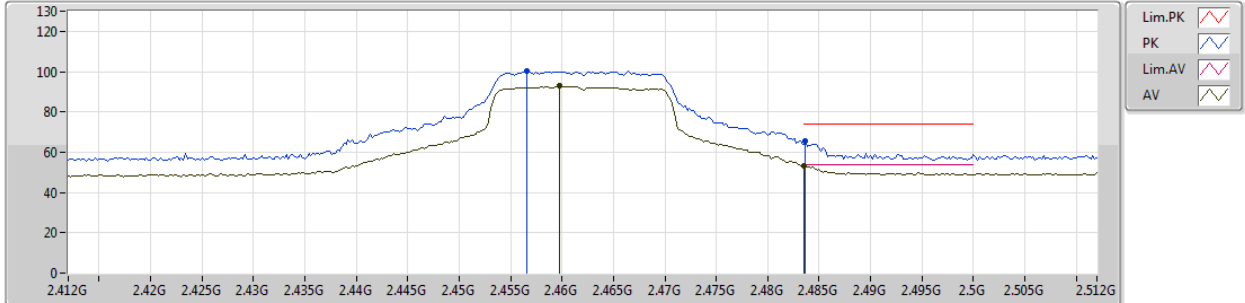


Type	Freq (Hz)	Level (dBuV/m)	Limit (dBuV/m)	Margin (dB)	Factor (dB)	Dist (m)	Condition	Azimuth (°)	Height (m)	Comments
AV	2.4596G	90.14	Inf	-Inf	30.89	3	Vertical	132	1.33	-
AV	2.4835G	51.44	54.00	-2.56	30.97	3	Vertical	132	1.33	-
PK	2.4566G	97.58	Inf	-Inf	30.89	3	Vertical	132	1.33	-
PK	2.484G	62.90	74.00	-11.10	30.97	3	Vertical	132	1.33	-

802.11n HT20_Nss1,(MCS0)_1TX

15/02/2019

2462MHz_TX

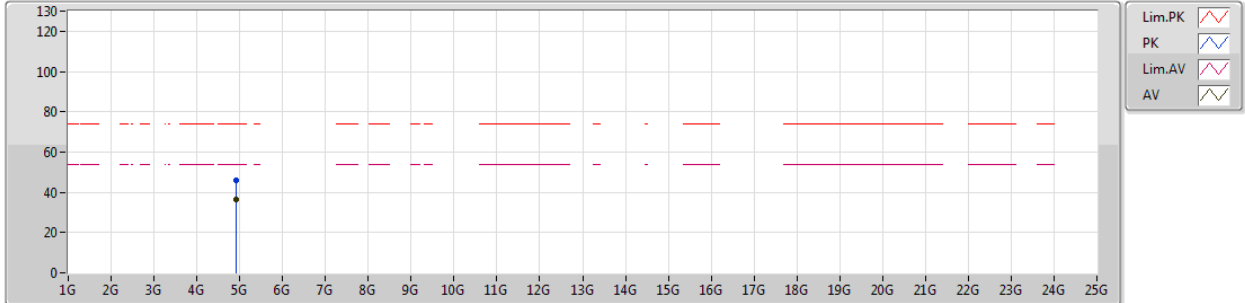


Type	Freq (Hz)	Level (dBuV/m)	Limit (dBuV/m)	Margin (dB)	Factor (dB)	Dist (m)	Condition	Azimuth (°)	Height (m)	Comments
AV	2.4598G	92.83	Inf	-Inf	30.89	3	Horizontal	135	1.18	-
AV	2.4835G	53.42	54.00	-0.58	30.97	3	Horizontal	135	1.18	-
PK	2.4566G	100.24	Inf	-Inf	30.89	3	Horizontal	135	1.18	-
PK	2.4836G	65.57	74.00	-8.43	30.97	3	Horizontal	135	1.18	-

802.11n HT20_Nss1,(MCS0)_1TX

15/02/2019

2462MHz_TX



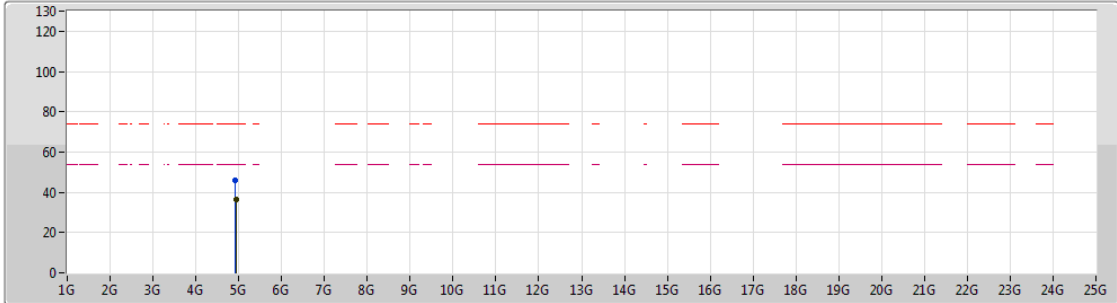
Type	Freq (Hz)	Level (dBuV/m)	Limit (dBuV/m)	Margin (dB)	Factor (dB)	Dist (m)	Condition	Azimuth (°)	Height (m)	Comments
AV	4.91752G	36.45	54.00	-17.55	6.75	3	Vertical	244	1.50	-
PK	4.91782G	46.12	74.00	-27.88	6.75	3	Vertical	244	1.50	-



802.11n HT20_Nss1,(MCS0)_1TX

15/02/2019

2462MHz_TX



Legend for the plot:

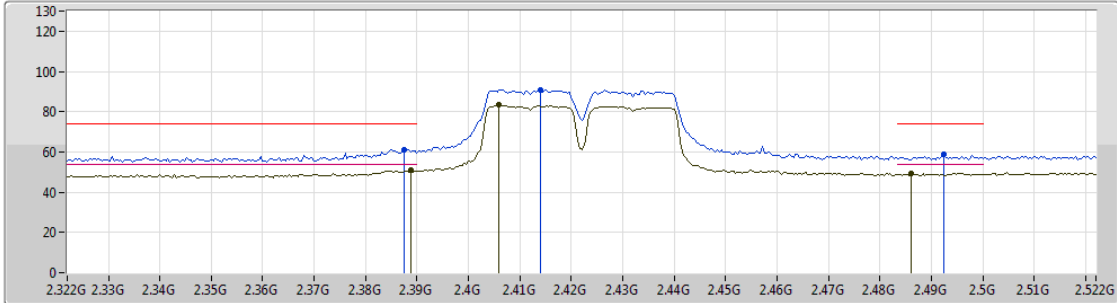
- Lim.PK: Red dashed line with a red triangle
- PK: Blue solid line with a blue triangle
- Lim.AV: Magenta dashed line with a magenta triangle
- AV: Magenta solid line with a magenta triangle

Type	Freq (Hz)	Level (dBuV/m)	Limit (dBuV/m)	Margin (dB)	Factor (dB)	Dist (m)	Condition	Azimuth (°)	Height (m)	Comments
AV	4.9339G	36.56	54.00	-17.44	6.79	3	Horizontal	358	2.62	-
PK	4.9153G	45.90	74.00	-28.10	6.75	3	Horizontal	358	2.62	-





802.11n HT40_Nss1,(MCS0)_1TX

15/02/2019

2422MHz_TX



Legend for the spectrum plot:

- Lim.PK 
- PK 
- Lim.AV 
- AV 

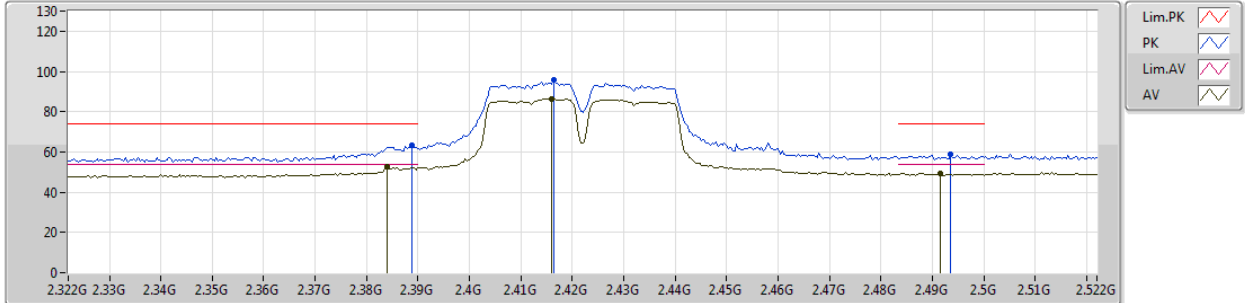
Type	Freq (Hz)	Level (dBuV/m)	Limit (dBuV/m)	Margin (dB)	Factor (dB)	Dist (m)	Condition	Azimuth (°)	Height (m)	Comments
AV	2.3888G	50.74	54.00	-3.26	30.68	3	Vertical	177	1.82	-
AV	2.406G	83.28	Inf	-Inf	30.73	3	Vertical	177	1.82	-
AV	2.486G	49.35	54.00	-4.65	30.98	3	Vertical	177	1.82	-
PK	2.3876G	61.27	74.00	-12.73	30.68	3	Vertical	177	1.82	-
PK	2.414G	90.98	Inf	-Inf	30.76	3	Vertical	177	1.82	-
PK	2.4924G	58.91	74.00	-15.09	30.99	3	Vertical	177	1.82	-



802.11n HT40_Nss1,(MCS0)_1TX

15/02/2019

2422MHz_TX



Type	Freq (Hz)	Level (dBuV/m)	Limit (dBuV/m)	Margin (dB)	Factor (dB)	Dist (m)	Condition	Azimuth (°)	Height (m)	Comments
AV	2.384G	52.59	54.00	-1.41	30.67	3	Horizontal	136	1.13	-
AV	2.416G	86.36	Inf	-Inf	30.77	3	Horizontal	136	1.13	-
AV	2.4916G	49.36	54.00	-4.64	30.99	3	Horizontal	136	1.13	-
PK	2.3888G	63.04	74.00	-10.96	30.68	3	Horizontal	136	1.13	-
PK	2.4164G	95.63	Inf	-Inf	30.77	3	Horizontal	136	1.13	-
PK	2.4936G	58.63	74.00	-15.37	30.99	3	Horizontal	136	1.13	-



802.11n HT40_Nss1,(MCS0)_1TX

15/02/2019

2422MHz_TX



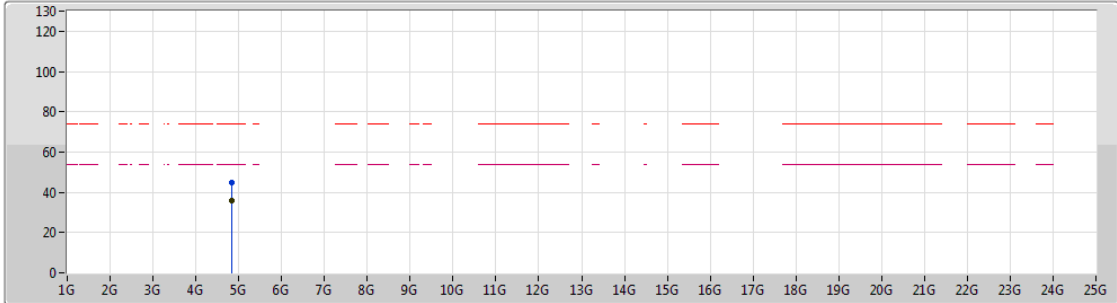
Type	Freq (Hz)	Level (dBuV/m)	Limit (dBuV/m)	Margin (dB)	Factor (dB)	Dist (m)	Condition	Azimuth (°)	Height (m)	Comments
AV	4.85864G	36.09	54.00	-17.91	6.62	3	Vertical	225	1.03	-
PK	4.84412G	45.65	74.00	-28.35	6.58	3	Vertical	225	1.03	-



802.11n HT40_Nss1,(MCS0)_1TX

15/02/2019

2422MHz_TX



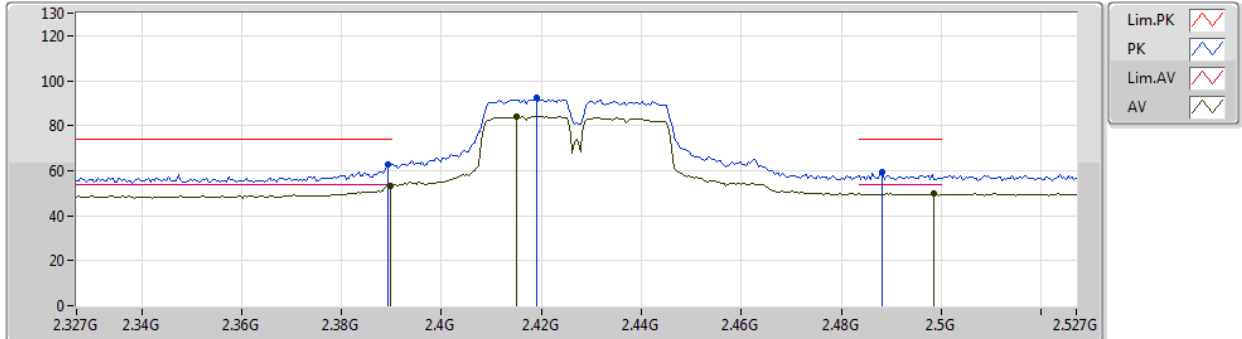
Lim.PK
 PK
 Lim.AV
 AV

Type	Freq (Hz)	Level (dBuV/m)	Limit (dBuV/m)	Margin (dB)	Factor (dB)	Dist (m)	Condition	Azimuth (°)	Height (m)	Comments
AV	4.84502G	35.88	54.00	-18.12	6.58	3	Horizontal	280	1.50	-
PK	4.847G	44.76	74.00	-29.24	6.59	3	Horizontal	280	1.50	-

802.11n HT40_Nss1,(MCS0)_1TX

15/02/2019

2427MHz_TX

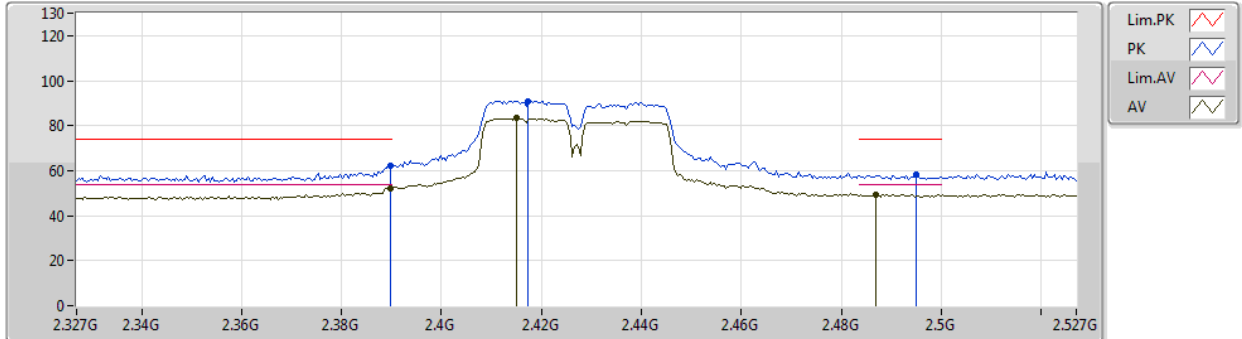


Type	Freq (Hz)	Level (dBuV/m)	Limit (dBuV/m)	Margin (dB)	Factor (dB)	Dist (m)	Condition	Azimuth (°)	Height (m)	Comment
AV	2.3898G	53.26	54.00	-0.74	30.69	3	Vertical	215	1.50	-
AV	2.415G	84.29	Inf	-Inf	30.77	3	Vertical	215	1.50	-
AV	2.4986G	49.97	54.00	-4.03	31.01	3	Vertical	215	1.50	-
PK	2.3894G	62.93	74.00	-11.07	30.68	3	Vertical	215	1.50	-
PK	2.419G	92.32	Inf	-Inf	30.78	3	Vertical	215	1.50	-
PK	2.4882G	59.20	74.00	-14.80	30.98	3	Vertical	215	1.50	-

802.11n HT40_Nss1,(MCS0)_1TX

15/02/2019

2427MHz_TX

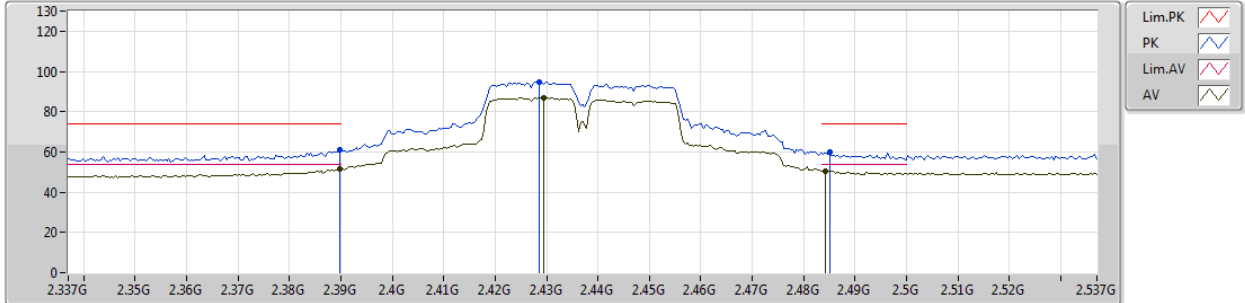


Type	Freq (Hz)	Level (dBuV/m)	Limit (dBuV/m)	Margin (dB)	Factor (dB)	Dist (m)	Condition	Azimuth (°)	Height (m)	Comment
AV	2.3898G	52.36	54.00	-1.64	30.69	3	Horizontal	153	1.08	-
AV	2.415G	83.31	Inf	-Inf	30.77	3	Horizontal	153	1.08	-
AV	2.487G	49.52	54.00	-4.48	30.98	3	Horizontal	153	1.08	-
PK	2.3898G	62.39	74.00	-11.61	30.69	3	Horizontal	153	1.08	-
PK	2.4174G	90.85	Inf	-Inf	30.77	3	Horizontal	153	1.08	-
PK	2.495G	58.01	74.00	-15.99	31.00	3	Horizontal	153	1.08	-

802.11n HT40_Nss1,(MCS0)_1TX

15/02/2019

2437MHz_TX



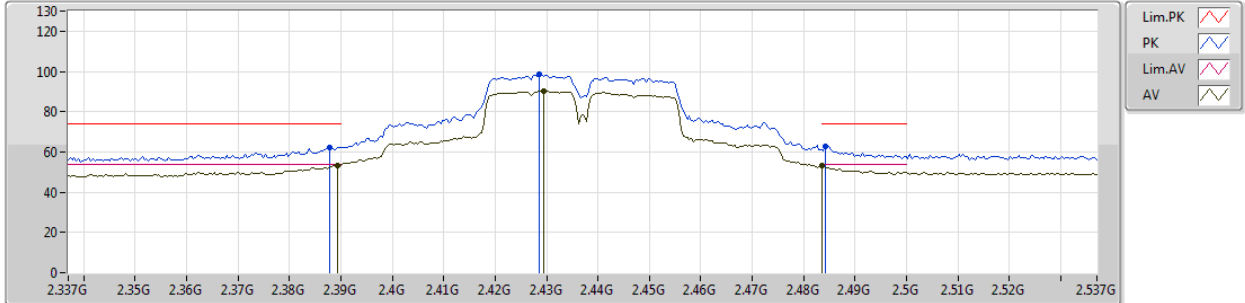
Type	Freq (Hz)	Level (dBuV/m)	Limit (dBuV/m)	Margin (dB)	Factor (dB)	Dist (m)	Condition	Azimuth (°)	Height (m)	Comments
AV	2.3898G	51.55	54.00	-2.45	30.69	3	Vertical	130	1.35	-
AV	2.4294G	86.97	Inf	-Inf	30.81	3	Vertical	130	1.35	-
AV	2.4842G	50.55	54.00	-3.45	30.97	3	Vertical	130	1.35	-
PK	2.3898G	61.12	74.00	-12.88	30.69	3	Vertical	130	1.35	-
PK	2.4286G	94.88	Inf	-Inf	30.81	3	Vertical	130	1.35	-
PK	2.485G	60.11	74.00	-13.89	30.97	3	Vertical	130	1.35	-



802.11n HT40_Nss1,(MCS0)_1TX

15/02/2019

2437MHz_TX

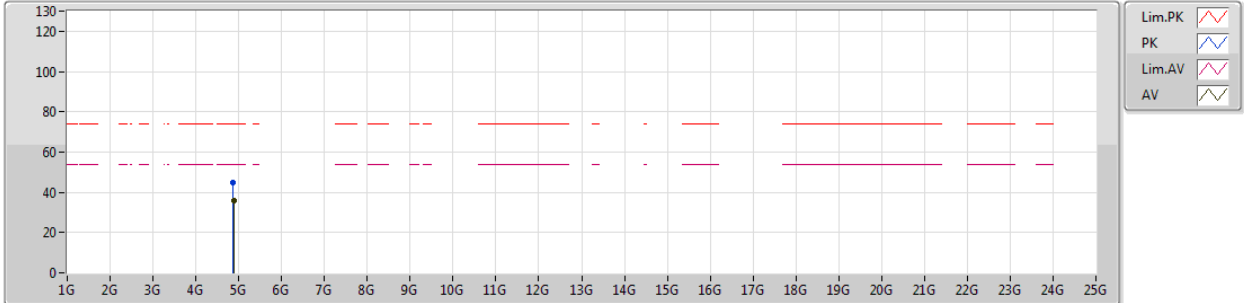


Type	Freq (Hz)	Level (dBuV/m)	Limit (dBuV/m)	Margin (dB)	Factor (dB)	Dist (m)	Condition	Azimuth (°)	Height (m)	Comments
AV	2.3894G	53.41	54.00	-0.59	30.68	3	Horizontal	136	1.08	-
AV	2.4294G	90.37	Inf	-Inf	30.81	3	Horizontal	136	1.08	-
AV	2.4835G	53.00	54.00	-1.00	30.97	3	Horizontal	136	1.08	-
PK	2.3878G	62.24	74.00	-11.76	30.68	3	Horizontal	136	1.08	-
PK	2.4286G	98.41	Inf	-Inf	30.81	3	Horizontal	136	1.08	-
PK	2.4842G	62.99	74.00	-11.01	30.97	3	Horizontal	136	1.08	-

802.11n HT40_Nss1,(MCS0)_1TX

15/02/2019

2437MHz_TX

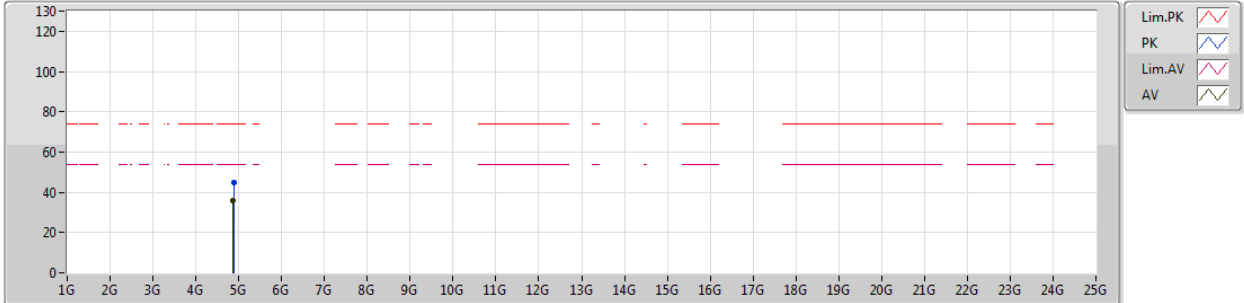


Type	Freq (Hz)	Level (dBuV/m)	Limit (dBuV/m)	Margin (dB)	Factor (dB)	Dist (m)	Condition	Azimuth (°)	Height (m)	Comments
AV	4.88768G	35.76	54.00	-18.24	6.68	3	Vertical	115	1.57	-
PK	4.86692G	45.07	74.00	-28.93	6.64	3	Vertical	115	1.57	-

802.11n HT40_Nss1,(MCS0)_1TX

15/02/2019

2437MHz_TX

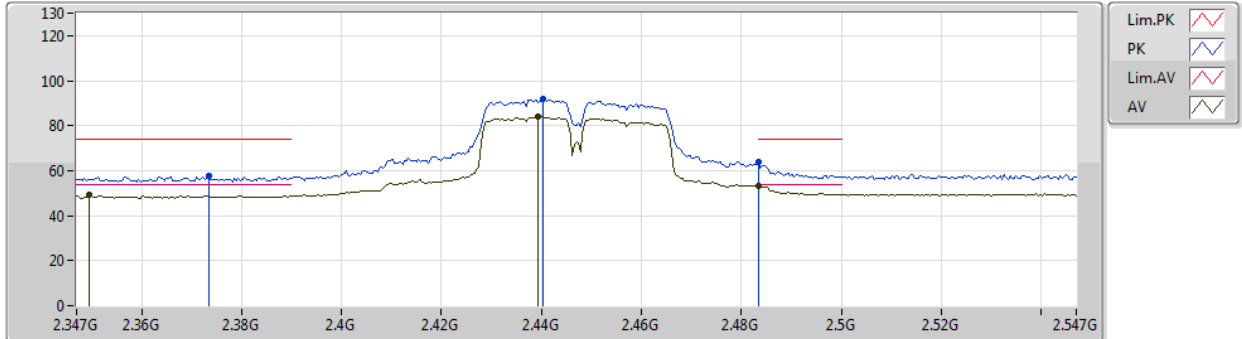


Type	Freq (Hz)	Level (dBuV/m)	Limit (dBuV/m)	Margin (dB)	Factor (dB)	Dist (m)	Condition	Azimuth (°)	Height (m)	Comments
AV	4.865G	35.71	54.00	-18.29	6.64	3	Horizontal	286	1.50	-
PK	4.88114G	45.02	74.00	-28.98	6.67	3	Horizontal	286	1.50	-

802.11n HT40_Nss1,(MCS0)_1TX

15/02/2019

2447MHz_TX

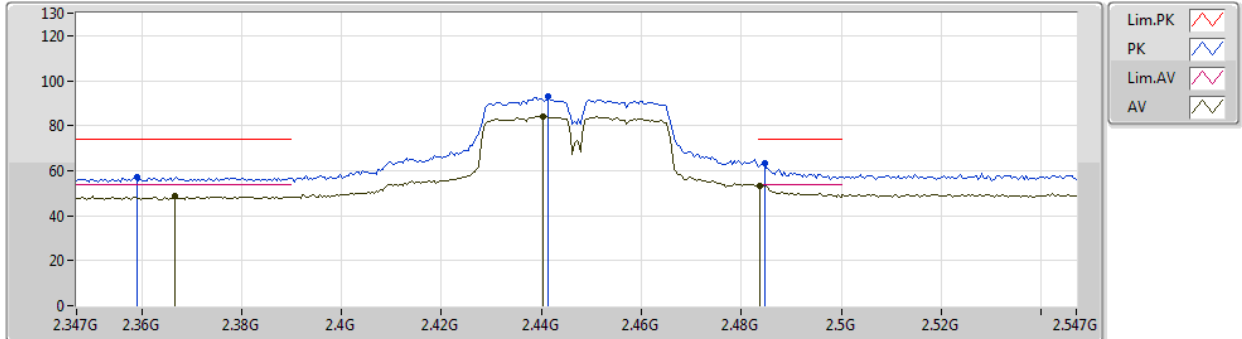


Type	Freq (Hz)	Level (dBuV/m)	Limit (dBuV/m)	Margin (dB)	Factor (dB)	Dist (m)	Condition	Azimuth (°)	Height (m)	Comment
AV	2.3494G	49.58	54.00	-4.42	30.56	3	Vertical	218	1.27	-
AV	2.4394G	83.97	Inf	-Inf	30.83	3	Vertical	218	1.27	-
AV	2.4835G	53.10	54.00	-0.90	30.97	3	Vertical	218	1.27	-
PK	2.3734G	57.66	74.00	-16.34	30.64	3	Vertical	218	1.27	-
PK	2.4402G	91.69	Inf	-Inf	30.84	3	Vertical	218	1.27	-
PK	2.4835G	63.88	74.00	-10.12	30.97	3	Vertical	218	1.27	-

802.11n HT40_Nss1,(MCS0)_1TX

15/02/2019

2447MHz_TX

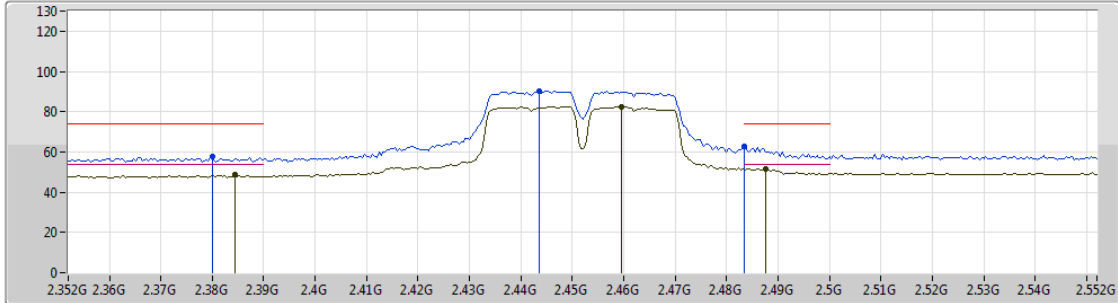






Type	Freq (Hz)	Level (dBuV/m)	Limit (dBuV/m)	Margin (dB)	Factor (dB)	Dist (m)	Condition	Azimuth (°)	Height (m)	Comment
AV	2.3666G	48.78	54.00	-5.22	30.62	3	Horizontal	187	1.14	-
AV	2.4402G	83.99	Inf	-Inf	30.84	3	Horizontal	187	1.14	-
AV	2.4838G	53.24	54.00	-0.76	30.97	3	Horizontal	187	1.14	-
PK	2.359G	57.40	74.00	-16.60	30.59	3	Horizontal	187	1.14	-
PK	2.4414G	92.78	Inf	-Inf	30.84	3	Horizontal	187	1.14	-
PK	2.4846G	63.11	74.00	-10.89	30.97	3	Horizontal	187	1.14	-

802.11n HT40_Nss1,(MCS0)_1TX

15/02/2019

2452MHz_TX



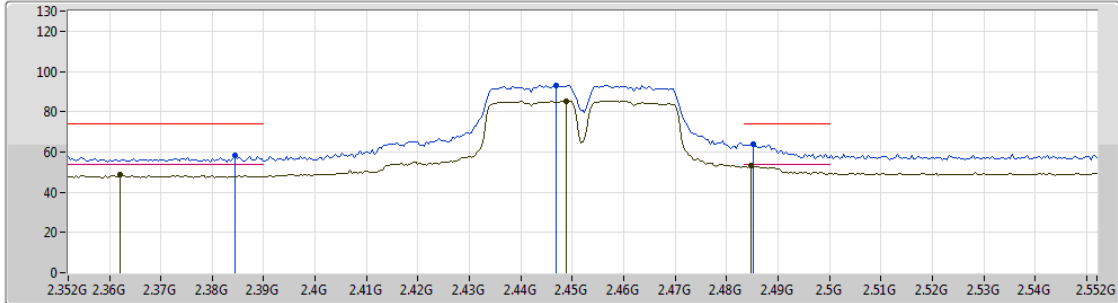
Lim.PK 
 PK 
 Lim.AV 
 AV 

Type	Freq (Hz)	Level (dBuV/m)	Limit (dBuV/m)	Margin (dB)	Factor (dB)	Dist (m)	Condition	Azimuth (°)	Height (m)	Comments
AV	2.3844G	48.67	54.00	-5.33	30.67	3	Vertical	144	1.43	-
AV	2.4596G	82.45	Inf	-Inf	30.89	3	Vertical	144	1.43	-
AV	2.4876G	51.46	54.00	-2.54	30.98	3	Vertical	144	1.43	-
PK	2.38G	57.65	74.00	-16.35	30.66	3	Vertical	144	1.43	-
PK	2.4436G	90.36	Inf	-Inf	30.84	3	Vertical	144	1.43	-
PK	2.4835G	62.77	74.00	-11.23	30.97	3	Vertical	144	1.43	-

802.11n HT40_Nss1,(MCS0)_1TX

15/02/2019

2452MHz_TX

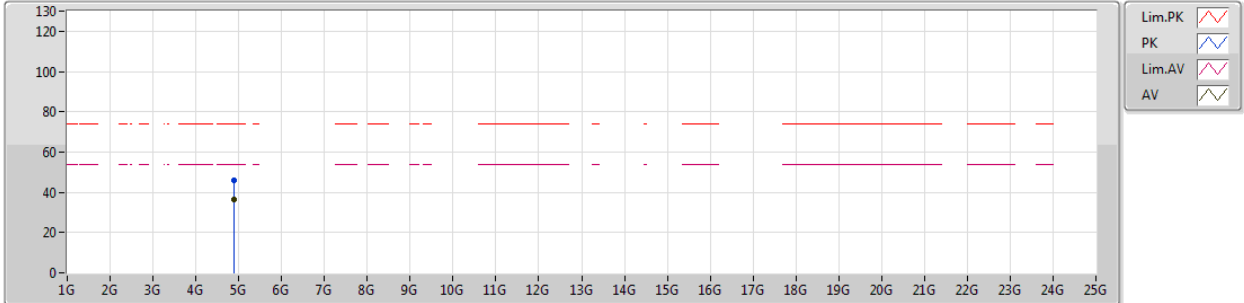


Type	Freq (Hz)	Level (dBuV/m)	Limit (dBuV/m)	Margin (dB)	Factor (dB)	Dist (m)	Condition	Azimuth (°)	Height (m)	Comments
AV	2.362G	48.60	54.00	-5.40	30.60	3	Horizontal	135	1.23	-
AV	2.4488G	85.35	Inf	-Inf	30.87	3	Horizontal	135	1.23	-
AV	2.4848G	53.42	54.00	-0.58	30.97	3	Horizontal	135	1.23	-
PK	2.3844G	58.20	74.00	-15.80	30.67	3	Horizontal	135	1.23	-
PK	2.4468G	93.14	Inf	-Inf	30.86	3	Horizontal	135	1.23	-
PK	2.4852G	64.15	74.00	-9.85	30.97	3	Horizontal	135	1.23	-

802.11n HT40_Nss1,(MCS0)_1TX

15/02/2019

2452MHz_TX



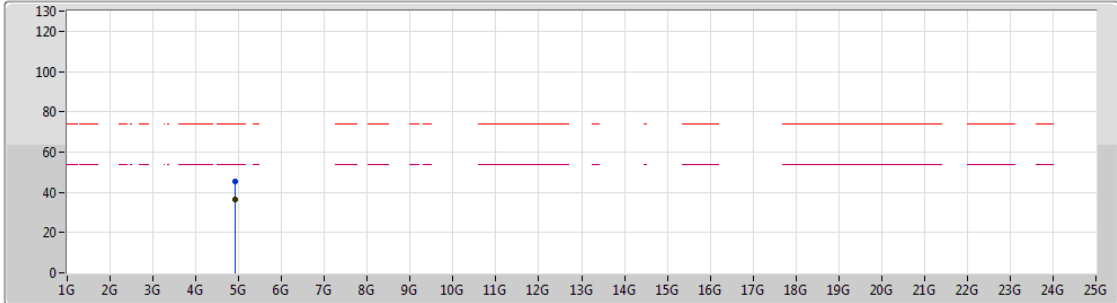
Type	Freq (Hz)	Level (dBuV/m)	Limit (dBuV/m)	Margin (dB)	Factor (dB)	Dist (m)	Condition	Azimuth (°)	Height (m)	Comments
AV	4.89146G	36.62	54.00	-17.38	6.70	3	Vertical	359	1.50	-
PK	4.89206G	45.85	74.00	-28.15	6.70	3	Vertical	359	1.50	-



802.11n HT40_Nss1,(MCS0)_1TX

15/02/2019

2452MHz_TX



Lim.PK
 PK
 Lim.AV
 AV

Type	Freq (Hz)	Level (dBuV/m)	Limit (dBuV/m)	Margin (dB)	Factor (dB)	Dist (m)	Condition	Azimuth (°)	Height (m)	Comments
AV	4.919G	36.15	54.00	-17.85	6.76	3	Horizontal	359	1.50	-
PK	4.90928G	45.59	74.00	-28.41	6.73	3	Horizontal	359	1.50	-