



FCC Test Report

FCC ID : SWX-60GL
Equipment : 60G Link
Brand Name : UBIQUITI
Model Name : 60G-Link
Applicant : Ubiquiti Networks, Inc.
685 Third Avenue, 27th Floor New York, New York 10017 USA
Manufacturer : Ubiquiti Networks, Inc.
685 Third Avenue, 27th Floor New York, New York 10017 USA
Standard : 47 CFR FCC Part 15.407

The product was received on Feb. 14, 2019, and testing was started from Feb. 15, 2019 and completed on Mar. 18, 2019. We, SPORTON INTERNATIONAL INC. EMC & Wireless Communications Laboratory, would like to declare that the tested sample has been evaluated in accordance with the procedures given in ANSI C63.10-2013 and shown compliance with the applicable technical standards.

The report must not be used by the client to claim product certification, approval, or endorsement by TAF or any agency of government.

The test results in this report apply exclusively to the tested model / sample. Without written approval of SPORTON INTERNATIONAL INC. EMC & Wireless Communications Laboratory, the test report shall not be reproduced except in full.

Approved by: Allen Lin

SPORTON INTERNATIONAL INC. EMC & Wireless Communications Laboratory

No. 52, Huaya 1st Rd., Guishan Dist., Taoyuan City, Taiwan (R.O.C.)



Table of Contents

HISTORY OF THIS TEST REPORT3

SUMMARY OF TEST RESULT4

1 GENERAL DESCRIPTION5

1.1 Information.....5

1.2 Testing Applied Standards7

1.3 Testing Location Information7

1.4 Measurement Uncertainty7

2 TEST CONFIGURATION OF EUT.....8

2.1 Test Condition8

2.2 Test Channel Mode8

2.3 The Worst Case Measurement Configuration.....9

2.4 Accessories and Support Equipment10

2.5 Test Setup Diagram11

3 TRANSMITTER TEST RESULT12

3.1 AC Power-line Conducted Emissions12

3.2 Emission Bandwidth13

3.3 Maximum Conducted Output Power14

3.4 Peak Power Spectral Density.....16

3.5 Unwanted Emissions.....18

3.6 Test Equipment and Calibration Data22

APPENDIX A. TEST RESULTS OF AC POWER-LINE CONDUCTED EMISSIONS

APPENDIX B. TEST RESULTS OF EMISSION BANDWIDTH

APPENDIX C. TEST RESULTS OF MAXIMUM CONDUCTED OUTPUT POWER

APPENDIX D. TEST RESULTS OF PEAK POWER SPECTRAL DENSITY

APPENDIX E. TEST RESULTS OF UNWANTED EMISSIONS

APPENDIX F. TEST PHOTOS

PHOTOGRAPHS OF EUT V01



Summary of Test Result

Report Clause	Ref. Std. Clause	Test Items	Result (PASS/FAIL)	Remark
1.1.2	15.203	Antenna Requirement	PASS	-
3.1	15.207	AC Power-line Conducted Emissions	PASS	-
3.2	15.407(a)	Emission Bandwidth	PASS	-
3.3	15.407(a)	Maximum Conducted Output Power	PASS	-
3.4	15.407(a)	Peak Power Spectral Density	PASS	-
3.5	15.407(b)	Unwanted Emissions	PASS	-

Declaration of Conformity:
The test results with all measurement uncertainty excluded are presented in accordance with the regulation limits or requirements declared by manufacturers.
Comments and explanations:
None

Reviewed by: Jackson Tsai

Report Producer: Ann Hou

1 General Description

1.1 Information

1.1.1 RF General Information

P to M (Indoor & Outdoor)

Frequency Range (MHz)	IEEE Std. 802.11	Ch. Frequency (MHz)
5150-5250	n (HT20), ac (VHT20)	5165-5240
5725-5850		5740-5835
5150-5250	n (HT40), ac (VHT40)	5175-5230
5725-5850		5750-5825

Band	Mode	BWch (MHz)	Nant
5.15-5.25GHz	802.11ac VHT20	20	2TX
5.725-5.85GHz	802.11ac VHT20	20	2TX
5.15-5.25GHz	802.11ac VHT40	40	2TX
5.725-5.85GHz	802.11ac VHT40	40	2TX

P to P

Frequency Range (MHz)	IEEE Std. 802.11	Ch. Frequency (MHz)
5150-5250	n (HT20), ac (VHT20)	5165-5240
5725-5850		5740-5835
5150-5250	n (HT40), ac (VHT40)	5175-5230
5725-5850		5750-5825
5150-5250	ac (VHT80)	5190-5210
5725-5850		5770-5805

Band	Mode	BWch (MHz)	Nant
5.15-5.25GHz	802.11ac VHT20	20	2TX
5.725-5.85GHz	802.11ac VHT20	20	2TX
5.15-5.25GHz	802.11ac VHT40	40	2TX
5.725-5.85GHz	802.11ac VHT40	40	2TX
5.15-5.25GHz	802.11ac VHT80	80	2TX
5.725-5.85GHz	802.11ac VHT80	80	2TX

Note:

- ◆ HT20 and HT40 use a combination of OFDM-BPSK, QPSK, 16QAM, 64QAM modulation.
- ◆ VHT20, VHT40, VHT80 use a combination of OFDM-BPSK, QPSK, 16QAM, 64QAM, 256QAM modulation.
- ◆ BWch is the nominal channel bandwidth.

1.1.2 Antenna Information

Ant.	Brand	Model Name	Antenna Type	Connector
1	-	-	internal antenna	muruta
2	-	-	internal antenna	muruta

Ant.	Port	Gain (dBi)	
		2.4G	5G
1	1	2	10
2	2	-	10

Note 1: The EUT has two antennas.

For 2.4GHz function:

For IEEE 802.11 b/g/n mode (1TX/1RX)

Ant. 1 (port 1) could transmit/receive simultaneously.

For 5GHz function:

For IEEE 802.11 n/ac mode (2TX/2RX)

Ant. 1 (port 1) and Ant. 2 (port 2) could transmit/receive simultaneously.

1.1.3 EUT Information

Operational Condition			
EUT Power Type	From PoE		
EUT Function	<input checked="" type="checkbox"/>	Outdoor	<input checked="" type="checkbox"/> Indoor
	<input checked="" type="checkbox"/>	Fixed P2P	<input type="checkbox"/> Client
Beamforming Function	<input type="checkbox"/>	With beamforming	<input checked="" type="checkbox"/> Without beamforming
TPC Function	<input checked="" type="checkbox"/>	With TPC Function	<input type="checkbox"/> Without TPC Function
Type of EUT			
<input checked="" type="checkbox"/>	Stand-alone		
<input type="checkbox"/>	Combined (EUT where the radio part is fully integrated within another device)		
	Combined Equipment - Brand Name / Model No.: ...		
<input type="checkbox"/>	Plug-in radio (EUT intended for a variety of host systems)		
	Host System - Brand Name / Model No.: ...		
<input type="checkbox"/>	Other:		

1.1.4 Mode Test Duty Cycle

Mode	DC	DCF(dB)	T(s)	VBW(Hz) ≥ 1/T
802.11ac VHT20	0.731	1.361	249.375u	10k
802.11ac VHT40	0.727	1.385	250.312u	10k
802.11ac VHT80	0.732	1.355	249.375u	10k

Note. If DC < 0.98, the DCF was added while measuring Output power and PSD.

1.2 Testing Applied Standards

According to the specifications of the manufacturer, the EUT must comply with the requirements of the following standards:

- ◆ 47 CFR FCC Part 15
- ◆ ANSI C63.10-2013
- ◆ KDB 789033 D02 v02r01
- ◆ KDB 662911 D01 v02r01

1.3 Testing Location Information

Testing Location				
<input checked="" type="checkbox"/>	HWA YA	ADD : No. 52, Huaya 1st Rd., Guishan Dist., Taoyuan City, Taiwan (R.O.C.)	TEL : 886-3-327-3456	FAX : 886-3-327-0973
Test site Designation No. TW1190 with FCC.				
<input type="checkbox"/>	JHUBEI	ADD : No.8, Ln. 724, Bo'ai St., Zhubei City, Hsinchu County, Taiwan (R.O.C.)	TEL : 886-3-656-9065	FAX : 886-3-656-9085
Test site Designation No. TW0006 with FCC.				

Test Condition	Test Site No.	Test Engineer	Test Environment	Test Date
AC Conduction	CO04-HY	Lego	21.5-22.3°C / 58-62%	05/Mar/2019
RF Conducted	TH01-HY	Gary	23.3~23.9°C / 63~69%	18/Feb/2019~ 18/Mar/2019
Radiated	03CH03-HY	Justin	22.2~25.3°C / 51.8~54.5%	15/Feb/2019~ 16/Mar/2019

1.4 Measurement Uncertainty

ISO/IEC 17025 requires that an estimate of the measurement uncertainties associated with the emissions test results be included in the report. The measurement uncertainties given below are based on a 95% confidence level (based on a coverage factor (k=2))

Test Items	Uncertainty	Remark
Conducted Emission (150kHz ~ 30MHz)	3.54 dB	Confidence levels of 95%
Radiated Emission (9kHz ~ 30MHz)	1.6 dB	Confidence levels of 95%
Radiated Emission (30MHz ~ 1,000MHz)	4.3 dB	Confidence levels of 95%
Radiated Emission (1GHz ~ 18GHz)	3.9 dB	Confidence levels of 95%
Radiated Emission (18GHz ~ 40GHz)	3.5 dB	Confidence levels of 95%
Conducted Emission	1.3 dB	Confidence levels of 95%
Temperature	0.7 °C	Confidence levels of 95%
Humidity	4 %	Confidence levels of 95%



2 Test Configuration of EUT

2.1 Test Condition

Condition Item	Abbreviation/Remark	Remark
RF Conducted	Abbreviation	Remark
TnomVnom	Tnom	20°C
-	Vnom	24V



2.2 Test Channel Mode

Test Software	CMD
---------------	-----

2.3 The Worst Case Measurement Configuration

The Worst Case Mode for Following Conformance Tests	
Tests Item	AC power-line conducted emissions
Condition	AC power-line conducted measurement for line and neutral
Operating Mode	CTX
1	PoE mode

The Worst Case Mode for Following Conformance Tests	
Tests Item	Emission Bandwidth Maximum Conducted Output Power Peak Power Spectral Density
Test Condition	Conducted measurement at transmit chains

The Worst Case Mode for Following Conformance Tests		
Tests Item	Unwanted Emissions	
Test Condition	Radiated measurement If EUT consist of multiple antenna assembly (multiple antenna are used in EUT regardless of spatial multiplexing MIMO configuration), the radiated test should be performed with highest antenna gain of each antenna type.	
Operating Mode < 1GHz	CTX	
1	PoE mode	
Operating Mode > 1GHz	CTX	
Orthogonal Planes of EUT	Y Plane	Z Plane
		
Worst Planes of EUT	V	

The Worst Case Mode for Following Conformance Tests	
Tests Item	Simultaneous Transmission Analysis
Operating Mode	CTX
1	WLAN 2.4GHz + WLAN 5GHz
2	WLAN 2.4GHz + 60GHz
Refer to Sporton Test Report No.: FA921415 for Co-location RF Exposure Evaluation.	

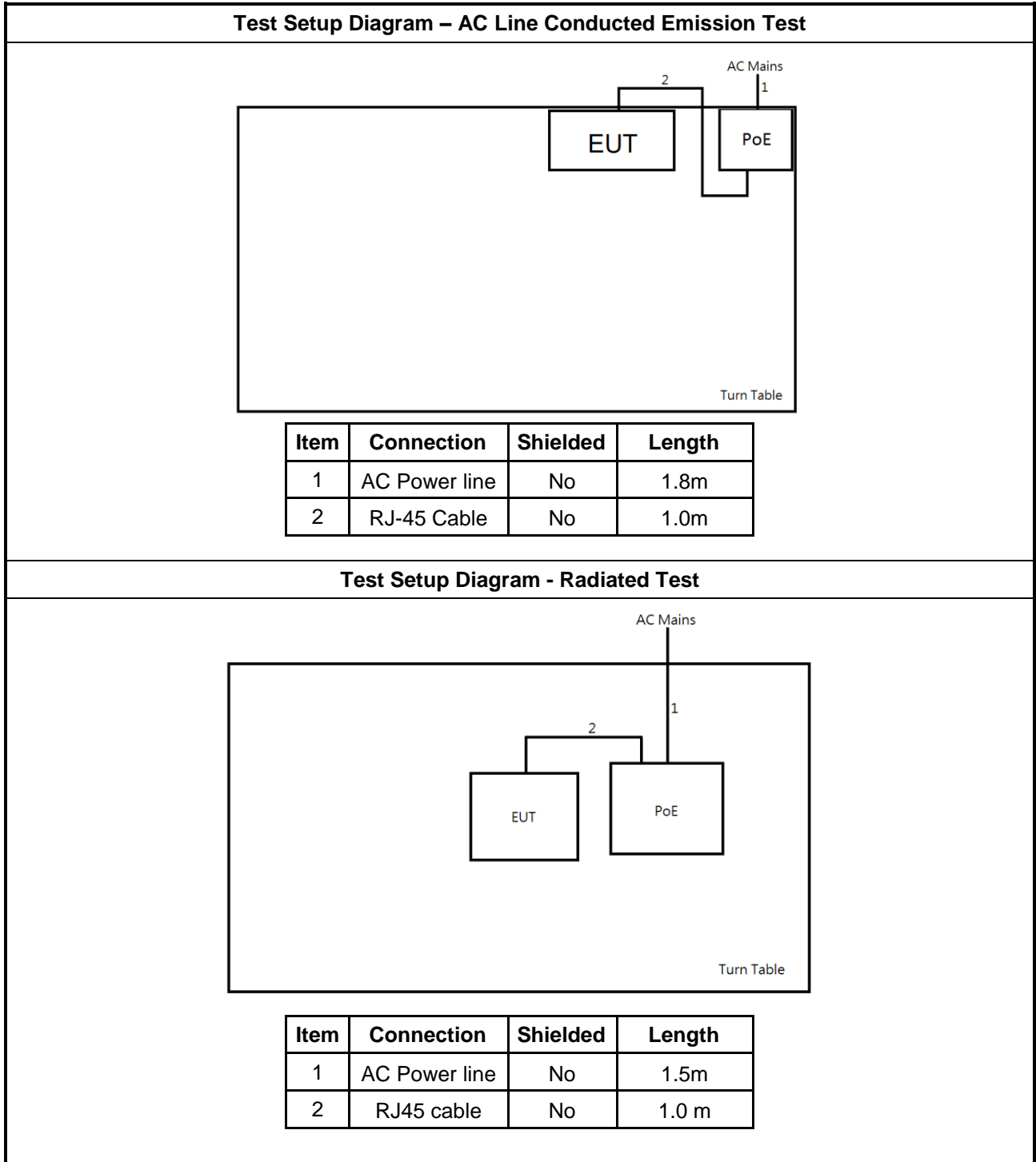
2.4 Accessories and Support Equipment

Accessories				
PoE Adapter	Brand Name	UBIQUITI	Model Name	GP-A240-050G
	Manufacturer	UBIQUITI		
	Power Rating	I/P: 100- 240Vac, 0.3A, O/P: 24Vdc, 0.5A		

Reminder: Regarding to more detail and other information, please refer to user manual.

Support Equipment – RF Conducted				
No.	Equipment	Brand Name	Model Name	FCC ID
1	Notebook	DELL	E5410	DoC
2	Adapter for Notebook	DELL	HA65NM130	DoC

2.5 Test Setup Diagram



3 Transmitter Test Result

3.1 AC Power-line Conducted Emissions

3.1.1 AC Power-line Conducted Emissions Limit

AC Power-line Conducted Emissions Limit		
Frequency Emission (MHz)	Quasi-Peak	Average
0.15-0.5	66 - 56 *	56 - 46 *
0.5-5	56	46
5-30	60	50

Note 1: * Decreases with the logarithm of the frequency.

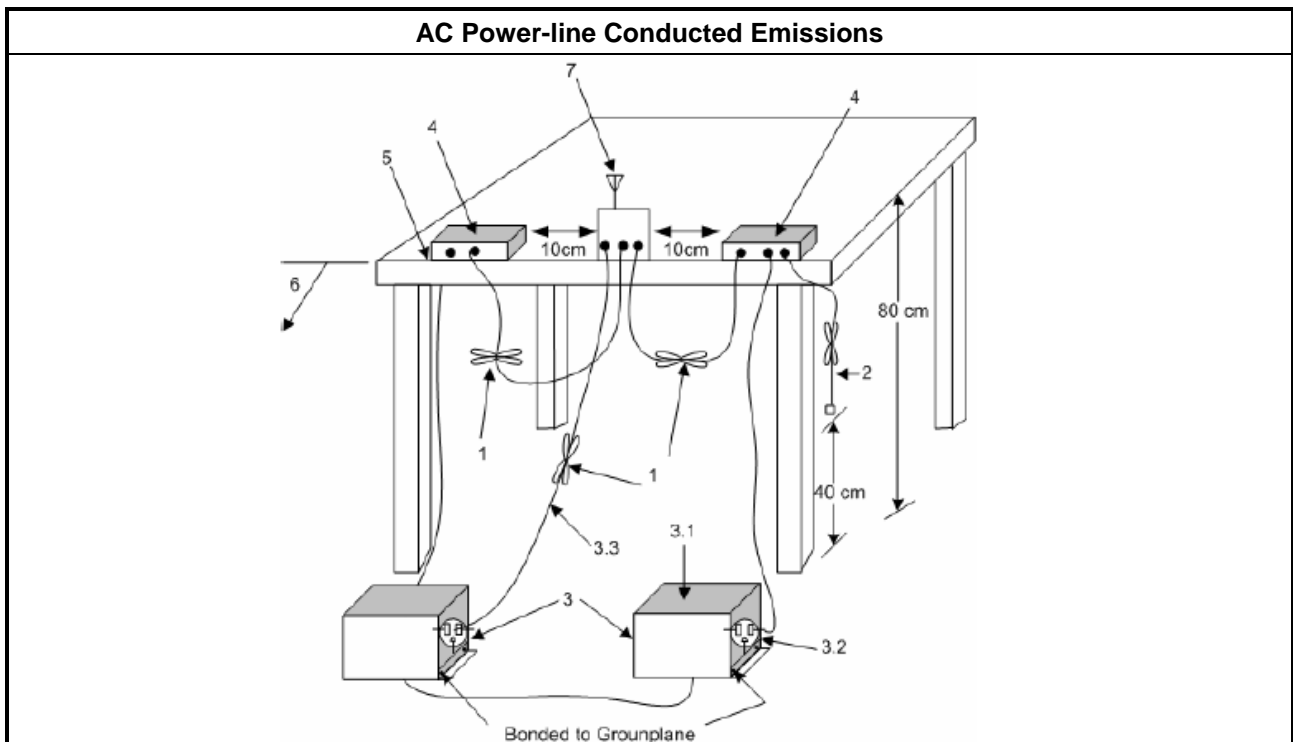
3.1.2 Measuring Instruments

Refer a test equipment and calibration data table in this test report.

3.1.3 Test Procedures

Test Method
<input checked="" type="checkbox"/> Refer as ANSI C63.10-2013, clause 6.2 for AC power-line conducted emissions.

3.1.4 Test Setup



3.1.5 Test Result of AC Power-line Conducted Emissions

Refer as Appendix A

3.2 Emission Bandwidth

3.2.1 Emission Bandwidth Limit

Emission Bandwidth Limit	
UNII Devices	
<input checked="" type="checkbox"/>	For the 5.15-5.25 GHz band, N/A
<input type="checkbox"/>	For the 5.25-5.35 GHz band, N/A
<input type="checkbox"/>	For the 5.47-5.725 GHz band, N/A
<input checked="" type="checkbox"/>	For the 5.725-5.85 GHz band, 6 dB emission bandwidth \geq 500kHz.

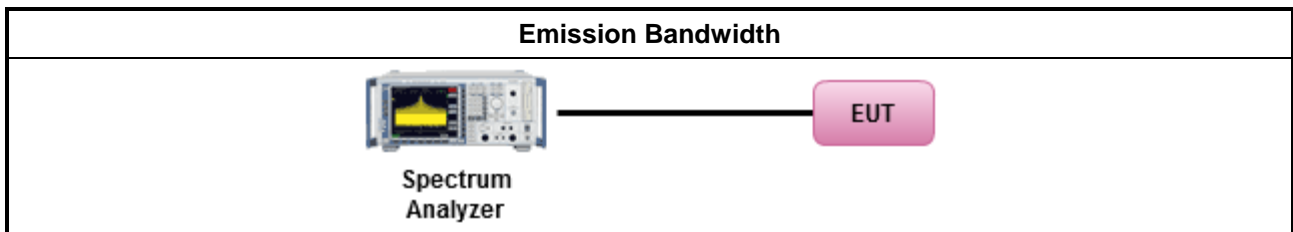
3.2.2 Measuring Instruments

Refer a test equipment and calibration data table in this test report.

3.2.3 Test Procedures

Test Method	
<ul style="list-style-type: none"> ▪ For the emission bandwidth shall be measured using one of the options below: 	
<input checked="" type="checkbox"/>	Refer as KDB 789033, clause C for EBW and clause D for OBW measurement.
<input type="checkbox"/>	Refer as ANSI C63.10, clause 6.9.3 for occupied bandwidth testing.
<input type="checkbox"/>	Refer as IC RSS-Gen, clause 6.7 for bandwidth testing.

3.2.4 Test Setup



3.2.5 Test Result of Emission Bandwidth

Refer as Appendix B

3.3 Maximum Conducted Output Power

3.3.1 Maximum Conducted Output Power Limit

Maximum Conducted Output Power Limit	
UNII Devices	
<input checked="" type="checkbox"/> For the 5.15-5.25 GHz band:	
	<ul style="list-style-type: none"> ▪ Outdoor AP: the maximum conducted output power (P_{Out}) shall not exceed the lesser of 1 W. If $G_{TX} > 6$ dBi, then $P_{Out} = 30 - (G_{TX} - 6)$. e.i.r.p. at any elevation angle above 30 degrees $\leq 125mW$ [21dBm] ▪ Indoor AP: the maximum conducted output power (P_{Out}) shall not exceed the lesser of 1 W. If $G_{TX} > 6$ dBi, then $P_{Out} = 30 - (G_{TX} - 6)$ ▪ Point-to-point AP: the maximum conducted output power (P_{Out}) shall not exceed the lesser of 1 W. If $G_{TX} > 23$ dBi, then $P_{Out} = 30 - (G_{TX} - 23)$. ▪ Mobile or Portable Client: the maximum conducted output power (P_{Out}) shall not exceed the lesser of 250 mW. If $G_{TX} > 6$ dBi, then $P_{Out} = 24 - (G_{TX} - 6)$.
<input type="checkbox"/> For the 5.25-5.35 GHz band, the maximum conducted output power (P_{Out}) shall not exceed the lesser of 250 mW or $11 \text{ dBm} + 10 \log B$, where B is the 26 dB emission bandwidth in MHz. If $G_{TX} > 6$ dBi, then $P_{Out} = 24 - (G_{TX} - 6)$.	
<input type="checkbox"/> For the 5.47-5.725 GHz band, the maximum conducted output power (P_{Out}) shall not exceed the lesser of 250 mW or $11 \text{ dBm} + 10 \log B$, where B is the 26 dB emission bandwidth in MHz. If $G_{TX} > 6$ dBi, then $P_{Out} = 24 - (G_{TX} - 6)$.	
<input checked="" type="checkbox"/> For the 5.725-5.85 GHz band:	
	<ul style="list-style-type: none"> ▪ Point-to-multipoint systems (P2M): the maximum conducted output power (P_{Out}) shall not exceed the lesser of 1 W. If $G_{TX} > 6$ dBi, then $P_{Out} = 30 - (G_{TX} - 6)$. ▪ Point-to-point systems (P2P): the maximum conducted output power (P_{Out}) shall not exceed the lesser of 1 W.
P_{Out} = maximum conducted output power in dBm, G_{TX} = the maximum transmitting antenna directional gain in dBi.	

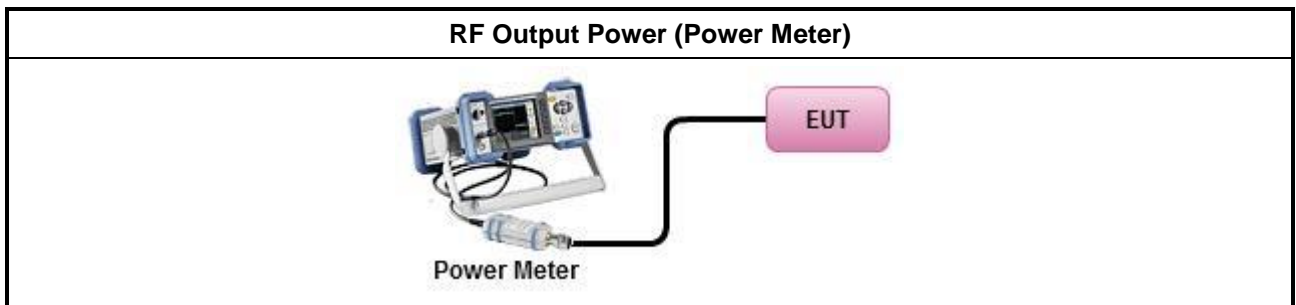
3.3.2 Measuring Instruments

Refer a test equipment and calibration data table in this test report.

3.3.3 Test Procedures

Test Method	
<ul style="list-style-type: none"> ▪ Maximum Conducted Output Power 	
	Duty cycle ≥ 98%
<input type="checkbox"/>	Refer as KDB 789033, clause E Method SA-2 (spectral trace averaging).
	Duty cycle < 98%
<input type="checkbox"/>	Refer as KDB 789033, clause E Method SA-2 Alt. (RMS detection with slow sweep speed)
	Wideband RF power meter and average over on/off periods with duty factor
<input checked="" type="checkbox"/>	Refer as KDB 789033, clause E Method PM (using an RF average power meter).
<ul style="list-style-type: none"> ▪ For conducted measurement. 	
	<ul style="list-style-type: none"> ▪ If the EUT supports multiple transmit chains using options given below: Refer as KDB 662911, In-band power measurements. Using the measure-and-sum approach, measured all transmit ports individually. Sum the power (in linear power units e.g., mW) of all ports for each individual sample and save them.
	<ul style="list-style-type: none"> ▪ If multiple transmit chains, EIRP calculation could be following as methods: $P_{total} = P_1 + P_2 + \dots + P_n$ (calculated in linear unit [mW] and transfer to log unit [dBm]) $EIRP_{total} = P_{total} + DG$

3.3.4 Test Setup



3.3.5 Test Result of Maximum Conducted Output Power

Refer as Appendix C

3.4 Peak Power Spectral Density

3.4.1 Peak Power Spectral Density Limit

Peak Power Spectral Density Limit	
UNII Devices	
<input checked="" type="checkbox"/> For the 5.15-5.25 GHz band:	
	<ul style="list-style-type: none"> ▪ Outdoor AP: the peak power spectral density (PPSD) shall not exceed the lesser of 17dBm/MHz. If $G_{TX} > 6$ dBi, then $P_{Out} = 17 - (G_{TX} - 6)$. ▪ Indoor AP: the peak power spectral density (PPSD) shall not exceed the lesser of 17dBm/MHz. If $G_{TX} > 6$ dBi, then $P_{Out} = 17 - (G_{TX} - 6)$. ▪ Point-to-point AP: the peak power spectral density (PPSD) shall not exceed the lesser of 17dBm/MHz. If $G_{TX} > 23$ dBi, then $P_{Out} = 17 - (G_{TX} - 23)$. ▪ Mobile or Portable Client: the peak power spectral density (PPSD) ≤ 11 dBm/MHz. If $G_{TX} > 6$ dBi, then $PPSD = 11 - (G_{TX} - 6)$.
<input type="checkbox"/> For the 5.25-5.35 GHz band, the peak power spectral density (PPSD) ≤ 11 dBm/MHz. If $G_{TX} > 6$ dBi, then $PPSD = 11 - (G_{TX} - 6)$.	
<input type="checkbox"/> For the 5.47-5.725 GHz band, the peak power spectral density (PPSD) ≤ 11 dBm/MHz. If $G_{TX} > 6$ dBi, then $PPSD = 11 - (G_{TX} - 6)$.	
<input checked="" type="checkbox"/> For the 5.725-5.85 GHz band:	
	<ul style="list-style-type: none"> ▪ Point-to-multipoint systems (P2M): the peak power spectral density (PPSD) ≤ 30 dBm/500kHz. If $G_{TX} > 6$ dBi, then $PPSD = 30 - (G_{TX} - 6)$. ▪ Point-to-point systems (P2P): the peak power spectral density (PPSD) ≤ 30 dBm/500kHz.
<p>PPSD = peak power spectral density that he same method as used to determine the conducted output power shall be used to determine the power spectral density. And power spectral density in dBm/MHz</p> <p>G_{TX} = the maximum transmitting antenna directional gain in dBi.</p>	

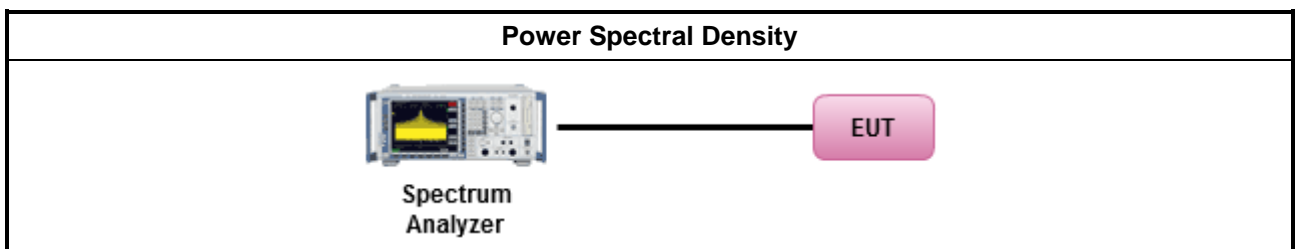
3.4.2 Measuring Instruments

Refer a test equipment and calibration data table in this test report.

3.4.3 Test Procedures

Test Method	
<ul style="list-style-type: none"> ▪ Peak power spectral density procedures that the same method as used to determine the conducted output power shall be used to determine the peak power spectral density and use the peak search function on the spectrum analyzer to find the peak of the spectrum. For the peak power spectral density shall be measured using below options: 	
<input type="checkbox"/>	Refer as KDB 789033, F)5) power spectral density can be measured using resolution bandwidths < 1 MHz provided that the results are integrated over 1 MHz bandwidth Duty cycle ≥ 98%
<input type="checkbox"/>	Refer as KDB 789033, clause E Method SA-2 (spectral trace averaging). Duty cycle < 98%
<input checked="" type="checkbox"/>	Refer as KDB 789033, clause E Method SA-2 Alt. (RMS detection with slow sweep speed)
<ul style="list-style-type: none"> ▪ For conducted measurement. 	
<ul style="list-style-type: none"> ▪ If the EUT supports multiple transmit chains using options given below: <ul style="list-style-type: none"> ▪ Measure and sum the spectra across the outputs. Refer as KDB 662911, In-band power spectral density (PSD). Sample all transmit ports simultaneously using a spectrum analyzer for each transmit port. Where the trace bin-by-bin of each transmit port summing can be performed. (i.e., in the first spectral bin of output 1 is summed with that in the first spectral bin of output 2 and that from the first spectral bin of output 3, and so on up to the NTX output to obtain the value for the first frequency bin of the summed spectrum.). Add up the amplitude (power) values for the different transmit chains and use this as the new data trace. ▪ If multiple transmit chains, EIRP PPSD calculation could be following as methods: $PPSD_{total} = PPSD_1 + PPSD_2 + \dots + PPSD_n$ (calculated in linear unit [mW] and transfer to log unit [dBm]) $EIRP_{total} = PPSD_{total} + DG$ 	

3.4.4 Test Setup



3.4.5 Test Result of Peak Power Spectral Density

Refer as Appendix D

3.5 Unwanted Emissions

3.5.1 Transmitter Radiated Unwanted Emissions Limit

Unwanted emissions below 1 GHz and restricted band emissions above 1GHz limit			
Frequency Range (MHz)	Field Strength (uV/m)	Field Strength (dBuV/m)	Measure Distance (m)
0.009~0.490	2400/F(kHz)	48.5 - 13.8	300
0.490~1.705	24000/F(kHz)	33.8 - 23	30
1.705~30.0	30	29	30
30~88	100	40	3
88~216	150	43.5	3
216~960	200	46	3
Above 960	500	54	3

Note 1: Test distance for frequencies at or above 30 MHz, measurements may be performed at a distance other than the limit distance provided they are not performed in the near field and the emissions to be measured can be detected by the measurement equipment. When performing measurements at a distance other than that specified, the results shall be extrapolated to the specified distance using an extrapolation factor of 20 dB/decade (inverse of linear distance for field-strength measurements, inverse of linear distance-squared for power-density measurements).

Note 2: Test distance for frequencies at below 30 MHz, measurements may be performed at a distance closer than the EUT limit distance; however, an attempt should be made to avoid making measurements in the near field. When performing measurements below 30 MHz at a closer distance than the limit distance, the results shall be extrapolated to the specified distance by either making measurements at a minimum of two or more distances on at least one radial to determine the proper extrapolation factor or by using the square of an inverse linear distance extrapolation factor (40 dB/decade). The test report shall specify the extrapolation method used to determine compliance of the EUT.

Note 3: Using the distance of 1m during the test for above 18 GHz, and the test value to correct for the distance factor at 3m.

Un-restricted band emissions above 1GHz Limit	
Operating Band	Limit
5.15 - 5.25 GHz	e.i.r.p. -27 dBm [68.2 dBuV/m@3m]
5.25 - 5.35 GHz	e.i.r.p. -27 dBm [68.2 dBuV/m@3m]
5.47 - 5.725 GHz	e.i.r.p. -27 dBm [68.2 dBuV/m@3m]
5.725 - 5.85 GHz	5.650-5700 GHz: e.i.r.p. -27 ~ 10 dBm [68.2 ~ 105.2 dBuV/m@3m] 5.700-5720 GHz: e.i.r.p. 10 ~ 15.6 dBm [105.2 ~ 110.8 dBuV/m@3m] 5.720-5725 GHz: e.i.r.p. 15.6 ~ 27 dBm [110.8 ~ 122.2 dBuV/m@3m] 5.850-5.855 GHz: e.i.r.p. 27 ~ 15.6 dBm [122.2 ~ 110.8 dBuV/m@3m] 5.855-5.875 GHz: e.i.r.p. 15.6 ~ 10 dBm [110.8 ~ 105.2 dBuV/m@3m] 5.875-5.925 GHz: e.i.r.p. 10 ~ -27 dBm [105.2 ~ 68.2dBuV/m@3m] Other un-restricted band: e.i.r.p. -27 dBm [68.2 dBuV/m@3m]

Note 1: Measurements may be performed at a distance other than the limit distance provided they are not performed in the near field and the emissions to be measured can be detected by the measurement equipment. When performing measurements at a distance other than that specified, the results shall be extrapolated to the specified distance using an extrapolation factor of 20 dB/decade (inverse of linear distance for field-strength measurements, inverse of linear distance-squared for power-density measurements).

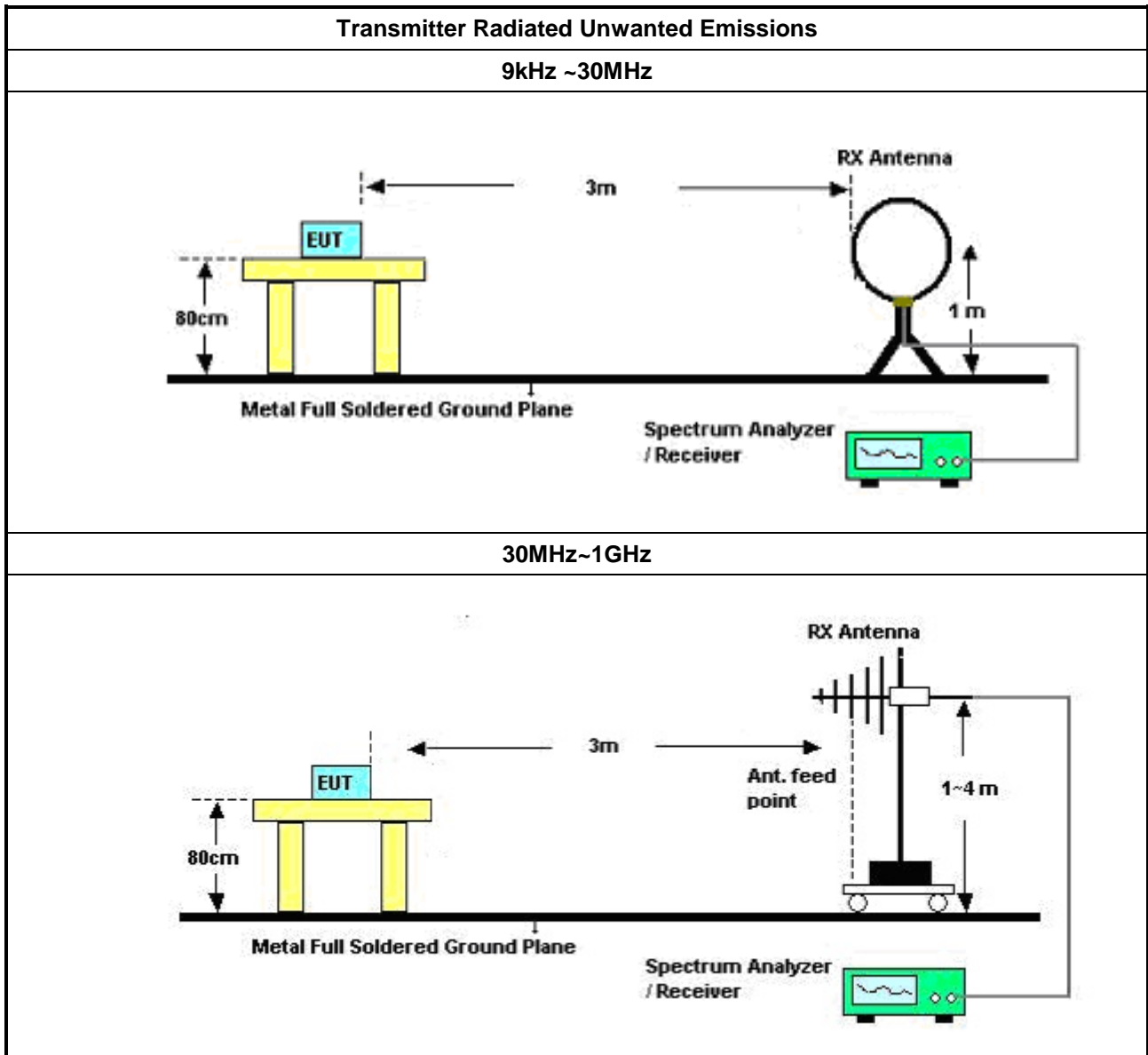
3.5.2 Measuring Instruments

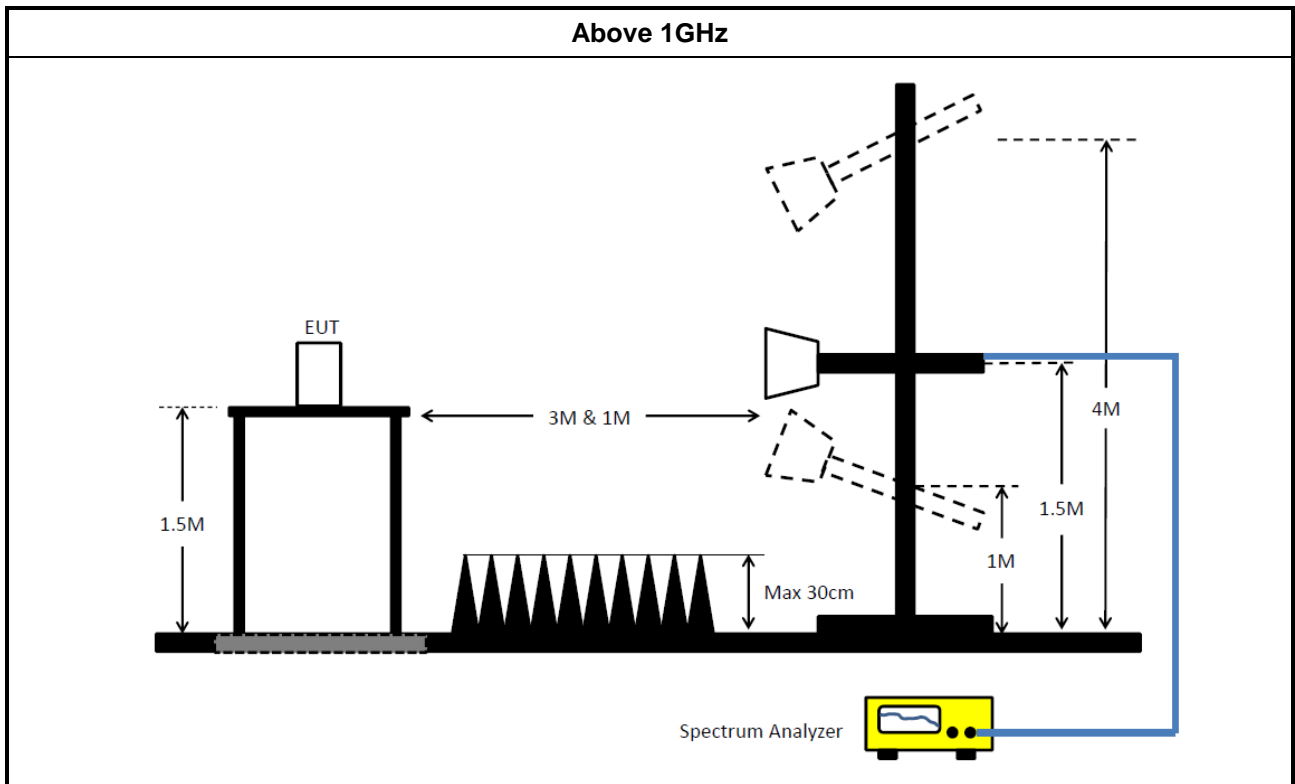
Refer a test equipment and calibration data table in this test report.

3.5.3 Test Procedures

Test Method	
<ul style="list-style-type: none"> ▪ Measurements may be performed at a distance other than the limit distance provided they are not performed in the near field and the emissions to be measured can be detected by the measurement equipment. Measurements shall not be performed at a distance greater than 30 m for frequencies above 30 MHz, unless it can be further demonstrated that measurements at a distance of 30 m or less are impractical. When performing measurements at a distance other than that specified, the results shall be extrapolated to the specified distance using an extrapolation factor of 20 dB/decade (inverse of linear distance for field-strength measurements, inverse of linear distance-squared for power-density measurements). 	
<ul style="list-style-type: none"> ▪ The average emission levels shall be measured in [duty cycle \geq 98 or duty factor]. 	
<ul style="list-style-type: none"> ▪ For the transmitter unwanted emissions shall be measured using following options below: 	
	<ul style="list-style-type: none"> ▪ Refer as KDB 789033, clause G)2) for unwanted emissions into non-restricted bands.
	<ul style="list-style-type: none"> ▪ Refer as KDB 789033, clause G)1) for unwanted emissions into restricted bands.
	<input checked="" type="checkbox"/> Refer as KDB 789033, G)6) Method VB (ANSI C63.10, clause 4.1.4.2.3), Reduced VBW.
	<input checked="" type="checkbox"/> Refer as KDB 789033, clause G)5) (ANSI C63.10, clause 4.1.4.2.2), measurement procedure peak limit.
<ul style="list-style-type: none"> ▪ For radiated measurement. 	
	<ul style="list-style-type: none"> ▪ Refer as ANSI C63.10, clause 6.4 for radiated emissions below 30 MHz and test distance is 3m.
	<ul style="list-style-type: none"> ▪ Refer as ANSI C63.10, clause 6.5 for radiated emissions 30 MHz to 1 GHz and test distance is 3m.
	<ul style="list-style-type: none"> ▪ Refer as ANSI C63.10, clause 6.6 for radiated emissions above 1GHz.
<ul style="list-style-type: none"> ▪ The any unwanted emissions level shall not exceed the fundamental emission level. 	
<ul style="list-style-type: none"> ▪ All amplitude of spurious emissions that are attenuated by more than 20 dB below the permissible value has no need to be reported. 	

3.5.4 Test Setup





3.5.5 Transmitter Unwanted Emissions (Below 30MHz)

The amplitude of spurious emissions which are attenuated by more than 20dB below the permissible value has no need to be reported.

3.5.6 Test Result of Transmitter Unwanted Emissions

Refer as Appendix E

3.6 Test Equipment and Calibration Data

Instrument for AC Conduction

Instrument	Manufacturer	Model No.	Serial No.	Spec.	Calibration Date	Calibration Due Date
EMC Receiver	R&S	ESR	102051	9KHz ~ 3.6GHz	03/May/2018	02/May/2019
LISN	R&S	ENV216	101295	9kHz ~ 30MHz	08/Nov/2018	07/Nov/2019
RF Cable-CON	MTJ	RG142	CB002-CO	9kHz ~ 200MHz	17/Sep/2018	16/Sep/2019
AC POWER	APC	AFC-11005G	F310050055	47Hz ~ 63Hz 5~300V	NCR	NCR
Impuls Begrenzer Pulse Limiter	SCHWARZBECK	VTSD 9561-F	9561-F041	9 kHz ~ 30 MHz	12/Oct/2018	11/Oct/2019

NCR : Non-Calibration Require

Instrument for Radiated Test

Instrument	Manufacturer	Model No.	Serial No.	Spec.	Calibration Date	Calibration Due Date
3m Semi Anechoic Chamber	SIDT FRANKONIA	SAC-3M	03CH03-HY	30MHz ~ 1GHz 3m	30/Oct/2018	29/Oct/2019
3m Semi Anechoic Chamber	SIDT FRANKONIA	SAC-3M	03CH03-HY	1GHz ~ 18GHz 3m	30/Oct/2018	29/Oct/2019
Amplifier	HP	8447D	2944A08033	10kHz ~ 1.3GHz	23/Apr/2018	19/Apr/2019
EMI Test Receiver	R&S	ESR3	102052	9kHz ~ 3.6GHz	10/Apr/2018	09/Apr/2019
Bilog Antenna with 5dB Pad	ETS	3142B & MTJ6102-05	00022055	26 MHz ~ 3 GHz	19/Nov/2018	18/Nov/2019
Microwave System Preamplifier	KEYSIGHT	83017A	MY53270196	1GHz ~ 26.5GHz	05/Sep/2018	04/Sep/2019
Signal Analyzer	R&S	FSV40	101500	10Hz ~ 40GHz	18/Jul/2018	17/Jul/2019
RF Cable-R03m	Jye Bao	RG142	CB021	9kHz ~ 1GHz	29/Jan/2019	28/Jan/2020
RF Cable-high	SUHNER	SUCOFLEX 106	CB222	1GHz ~ 40GHz	29/Jan/2019	28/Jan/2020
Broadband Horn Antenna	SCHWARZBECK	BBHA9170	BBHA9170339	18GHz ~ 40GHz	11/Apr/2018	10/Apr/2019
Double Ridged Guide Horn Antenna	SCHWARZBECK	BBHA 9120 D	BBHA 9120 D 1531	1GHz ~ 18GHz	18/Apr/ 2018	17/Apr/2019
Preamplifier	MITEQ	TTA1840-35-HG	1864481	18GHz ~ 40GHz	24/Aug/2018	23/Aug/2019

Instrument for Conducted Test

Instrument	Manufacturer	Model No.	Serial No.	Spec.	Calibration Date	Calibration Due Date
Spectrum Analyzer	R&S	FSV 40	101029	10Hz ~ 40GHz	11/Sep/2018	10/Sep/2019
SMB100A Signal Generator	R&S	SMB100A03	181147	100kHz ~ 40GHz	12/Nov/2018	10/Nov/2020
Power Sensor	Anritsu	MA2411B	1339407	300MHz ~ 40GHz	17/Nov/2018	16/Nov/2019
Power Meter	Anritsu	ML2495A	1517010	300MHz ~ 40GHz	17/Nov/2018	16/Nov/2019
Cable 0.2m	HUBER	MY10710/4	RF Cable - 01	30MHz ~ 1G	11/Jan/2019	10/Jan/2020
Cable 0.2m	HUBER	MY10710/4	RF Cable - 01	1G ~ 18G	11/Jan/2019	10/Jan/2020
Cable 0.5m	HUBER	MY10714/4	RF Cable - 05	30MHz ~ 1G	11/Jan/2019	10/Jan/2020



AC Power-line Conducted Emissions Result

Operating Mode	1	Power Phase	Neutral
Operating Function	PoE mode		

AC Conduction

05/03/2019



Type	Freq (Hz)	Level (dBuV)	Limit (dBuV)	Margin (dB)	Factor (dB)	Condition	Comment	Raw (dBuV)	LISN (dB)	CL (dB)	AT (dB)
QP	175.269k	63.18	64.70	-1.52	19.47	Neutral	"Worst"	43.71	9.59	0.01	9.87
AV	175.269k	46.12	54.70	-8.58	19.47	Neutral	-	26.65	9.59	0.01	9.87
QP	208.925k	60.82	63.25	-2.43	19.47	Neutral	-	41.35	9.59	0.01	9.87
AV	208.925k	41.87	53.25	-11.38	19.47	Neutral	-	22.40	9.59	0.01	9.87
QP	245.097k	58.53	61.93	-3.40	19.47	Neutral	-	39.06	9.59	0.01	9.87
AV	245.097k	40.54	51.93	-11.39	19.47	Neutral	-	21.07	9.59	0.01	9.87
QP	287.532k	55.56	60.59	-5.03	19.48	Neutral	-	36.08	9.59	0.01	9.88
AV	287.532k	37.96	50.59	-12.63	19.48	Neutral	-	18.48	9.59	0.01	9.88
QP	324.114k	52.85	59.59	-6.74	19.48	Neutral	-	33.37	9.59	0.01	9.88
AV	324.114k	35.00	49.59	-14.59	19.48	Neutral	-	15.52	9.59	0.01	9.88
QP	500k	47.49	56.00	-8.51	19.48	Neutral	-	28.01	9.59	0.01	9.88
AV	500k	35.25	46.00	-10.75	19.48	Neutral	-	15.77	9.59	0.01	9.88

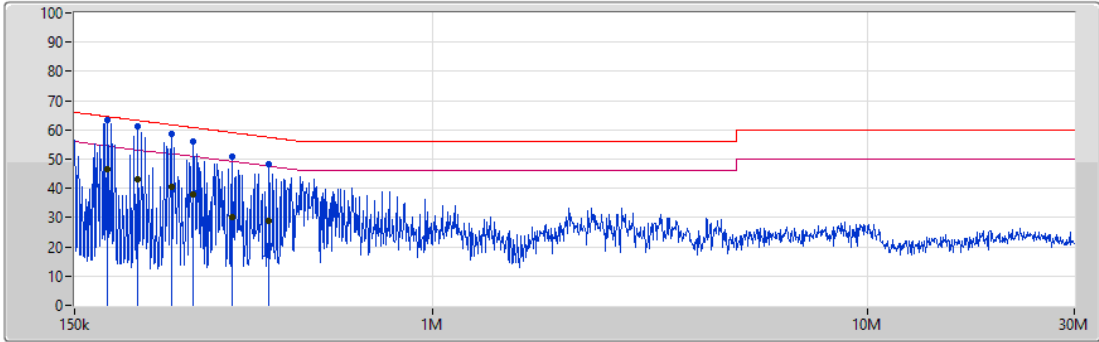


AC Power-line Conducted Emissions Result

Operating Mode	1	Power Phase	Line
Operating Function	PoE mode		

AC Conduction

05/03/2019



Type	Freq (Hz)	Level (dBuV)	Limit (dBuV)	Margin (dB)	Factor (dB)	Condition	Comment	Raw (dBuV)	LISN (dB)	CL (dB)	AT (dB)
QP	178.803k	63.25	64.55	-1.30	19.48	Line	"Worst"	43.77	9.60	0.01	9.87
AV	178.803k	46.68	54.55	-7.87	19.48	Line	-	27.20	9.60	0.01	9.87
QP	209.76k	61.28	63.21	-1.93	19.48	Line	-	41.80	9.60	0.01	9.87
AV	209.76k	43.19	53.21	-10.02	19.48	Line	-	23.71	9.60	0.01	9.87
QP	251.038k	58.50	61.72	-3.22	19.48	Line	-	39.02	9.60	0.01	9.87
AV	251.038k	40.66	51.72	-11.06	19.48	Line	-	21.18	9.60	0.01	9.87
QP	281.85k	56.06	60.76	-4.70	19.48	Line	-	36.58	9.60	0.01	9.87
AV	281.85k	38.11	50.76	-12.65	19.48	Line	-	18.63	9.60	0.01	9.87
QP	346.873k	50.66	59.04	-8.38	19.48	Line	-	31.18	9.59	0.01	9.88
AV	346.873k	30.28	49.04	-18.76	19.48	Line	-	10.80	9.59	0.01	9.88
QP	420.135k	48.44	57.45	-9.01	19.48	Line	-	28.96	9.59	0.01	9.88
AV	420.135k	29.05	47.45	-18.40	19.48	Line	-	9.57	9.59	0.01	9.88



Summary

Mode	Max-N dB (Hz)	Max-OBW (Hz)	ITU-Code	Min-N dB (Hz)	Min-OBW (Hz)
5.15-5.25GHz	-	-	-	-	-
802.11ac VHT20_Nss1,(MCS0)_2TX	21.9M	16.492M	16M5D1D	21.45M	16.442M
802.11ac VHT40_Nss1,(MCS0)_2TX	43.8M	36.432M	36M4D1D	42.25M	36.232M
5.725-5.85GHz	-	-	-	-	-
802.11ac VHT20_Nss1,(MCS0)_2TX	16.425M	16.742M	16M7D1D	16.375M	16.542M
802.11ac VHT40_Nss1,(MCS0)_2TX	36.4M	52.574M	52M6D1D	36.35M	36.732M

Max-N dB = Maximum 6dB down bandwidth for 5.725-5.85GHz band / Maximum 26dB down bandwidth for other band;

Max-OBW = Maximum 99% occupied bandwidth;

Min-N dB = Minimum 6dB down bandwidth for 5.725-5.85GHz band / Maximum 26dB down bandwidth for other band;

Min-OBW = Minimum 99% occupied bandwidth;

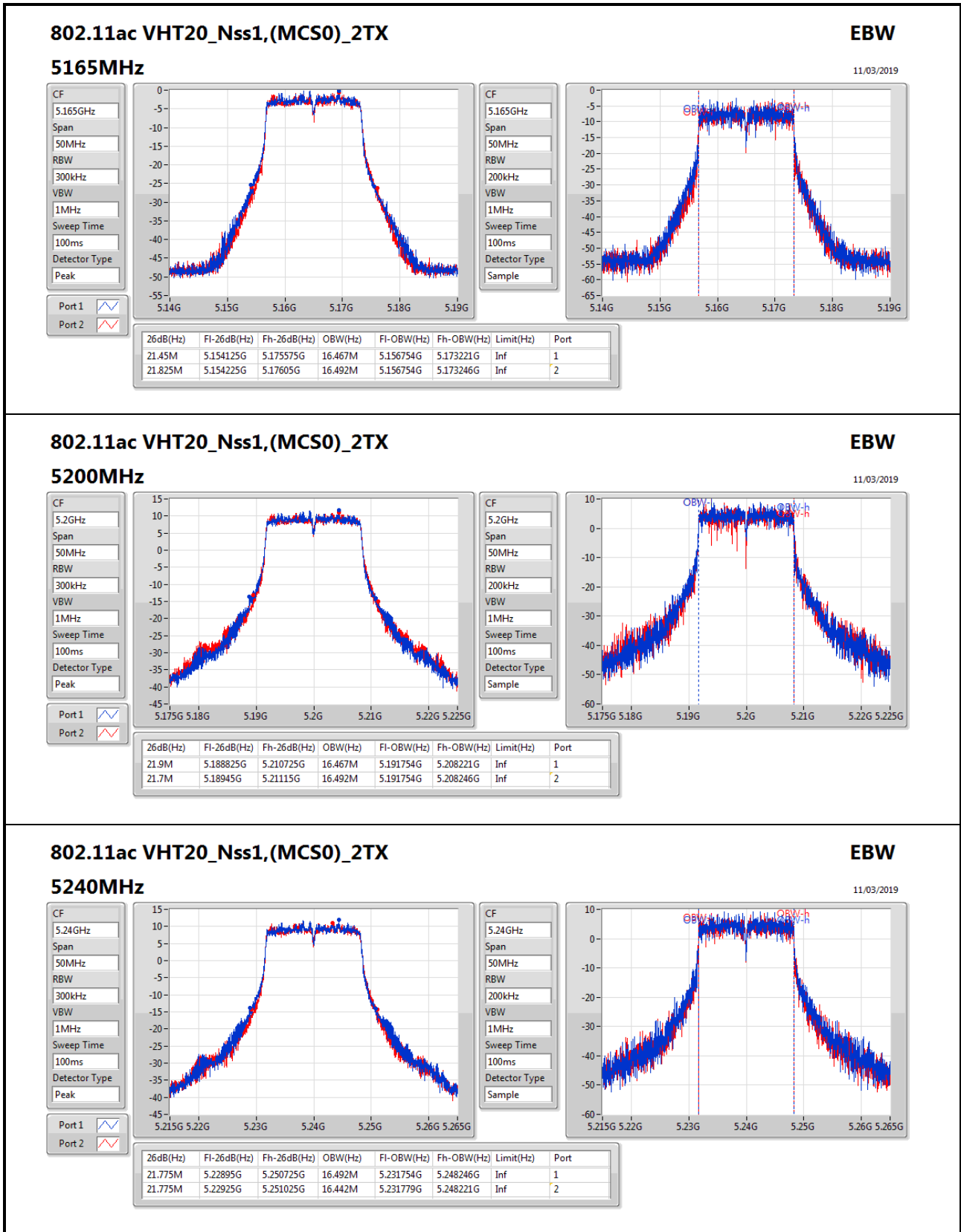


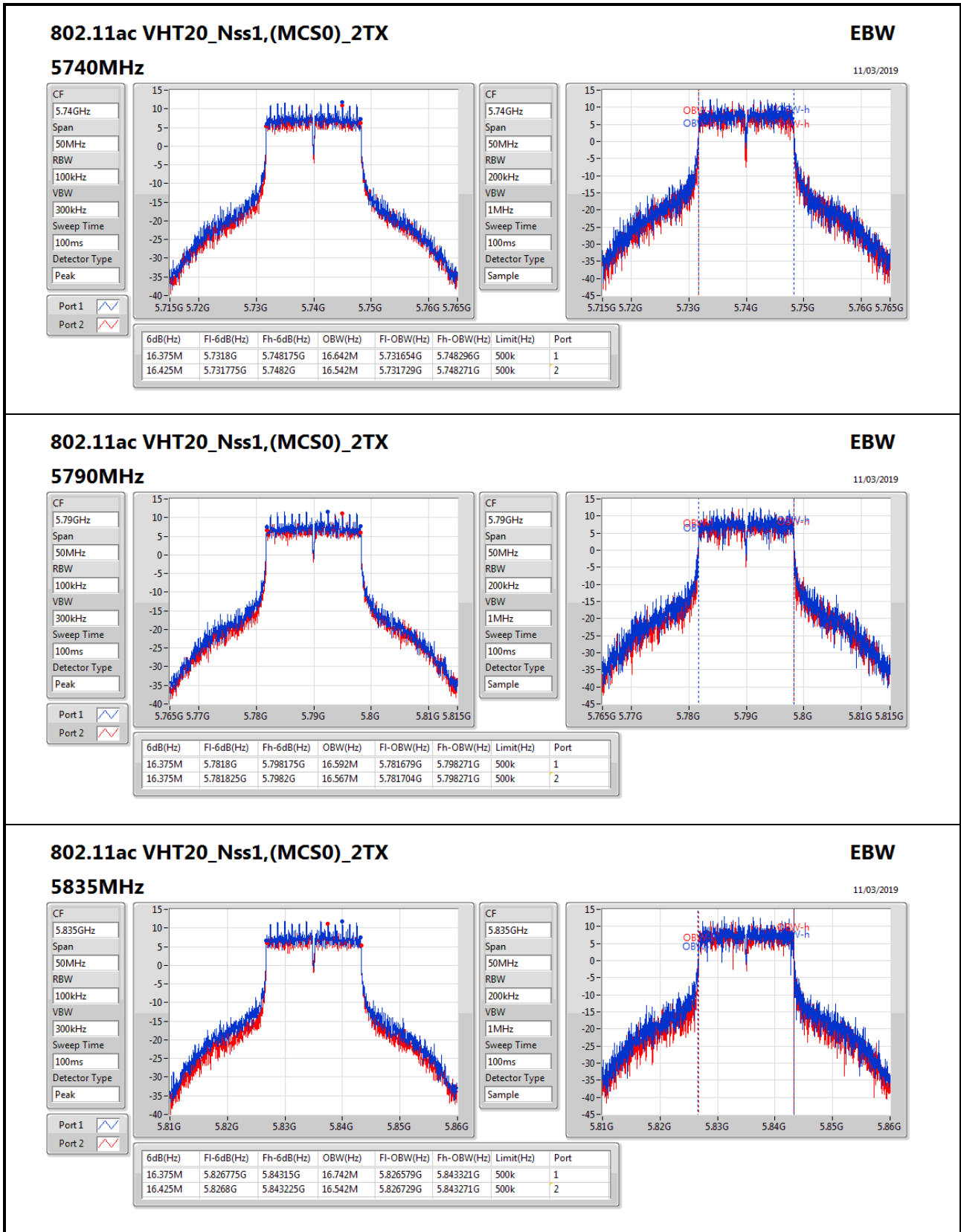
Result

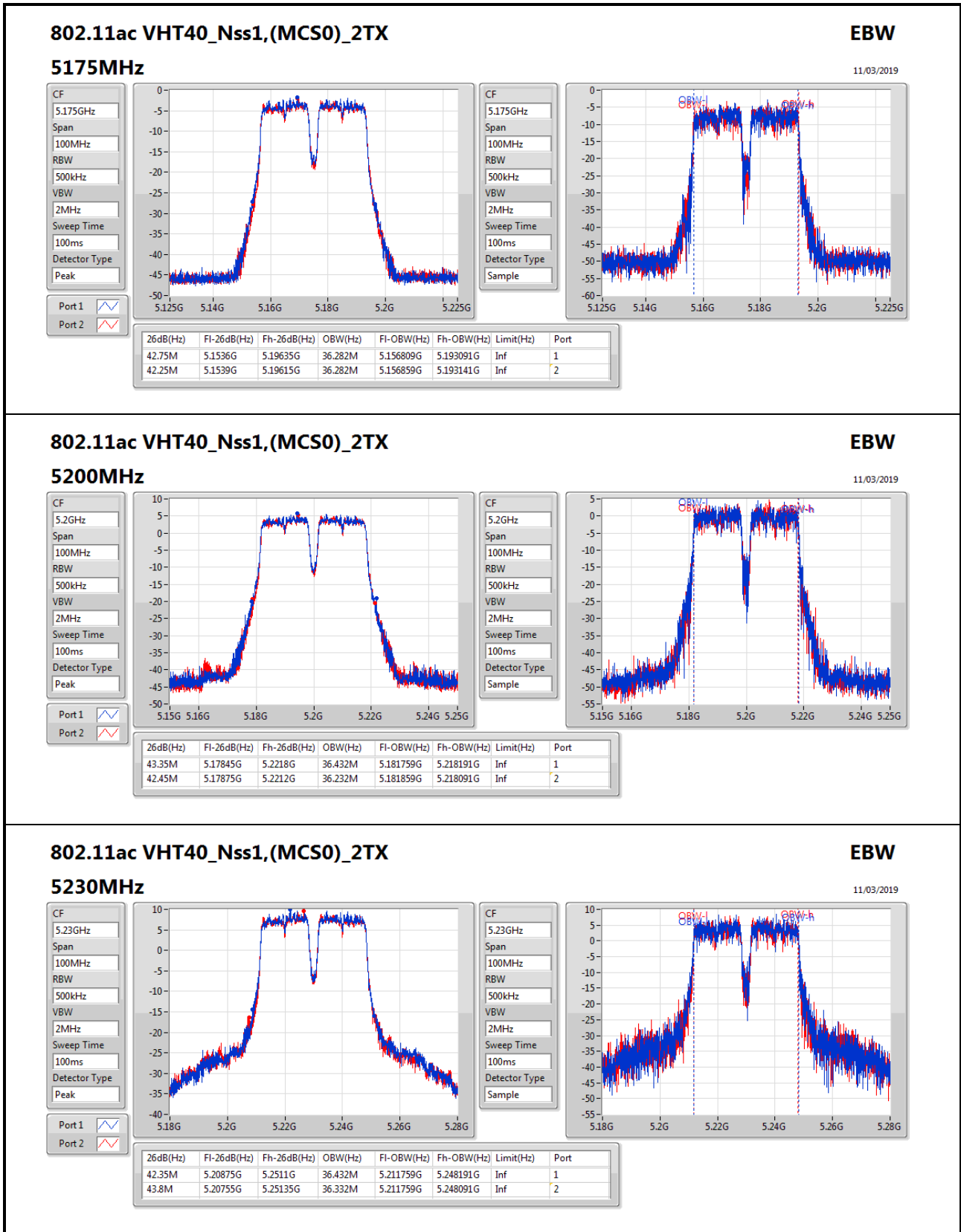
Mode	Result	Limit (Hz)	Port 1-N dB (Hz)	Port 1-OBW (Hz)	Port 2-N dB (Hz)	Port 2-OBW (Hz)
802.11ac VHT20_Nss1,(MCS0)_2TX	-	-	-	-	-	-
5165MHz	Pass	Inf	21.45M	16.467M	21.825M	16.492M
5200MHz	Pass	Inf	21.9M	16.467M	21.7M	16.492M
5240MHz	Pass	Inf	21.775M	16.492M	21.775M	16.442M
5740MHz	Pass	500k	16.375M	16.642M	16.425M	16.542M
5790MHz	Pass	500k	16.375M	16.592M	16.375M	16.567M
5835MHz	Pass	500k	16.375M	16.742M	16.425M	16.542M
802.11ac VHT40_Nss1,(MCS0)_2TX	-	-	-	-	-	-
5175MHz	Pass	Inf	42.75M	36.282M	42.25M	36.282M
5200MHz	Pass	Inf	43.35M	36.432M	42.45M	36.232M
5230MHz	Pass	Inf	42.35M	36.432M	43.8M	36.332M
5750MHz	Pass	500k	36.35M	37.681M	36.4M	36.882M
5790MHz	Pass	500k	36.35M	52.574M	36.35M	47.826M
5825MHz	Pass	500k	36.35M	37.031M	36.35M	36.732M

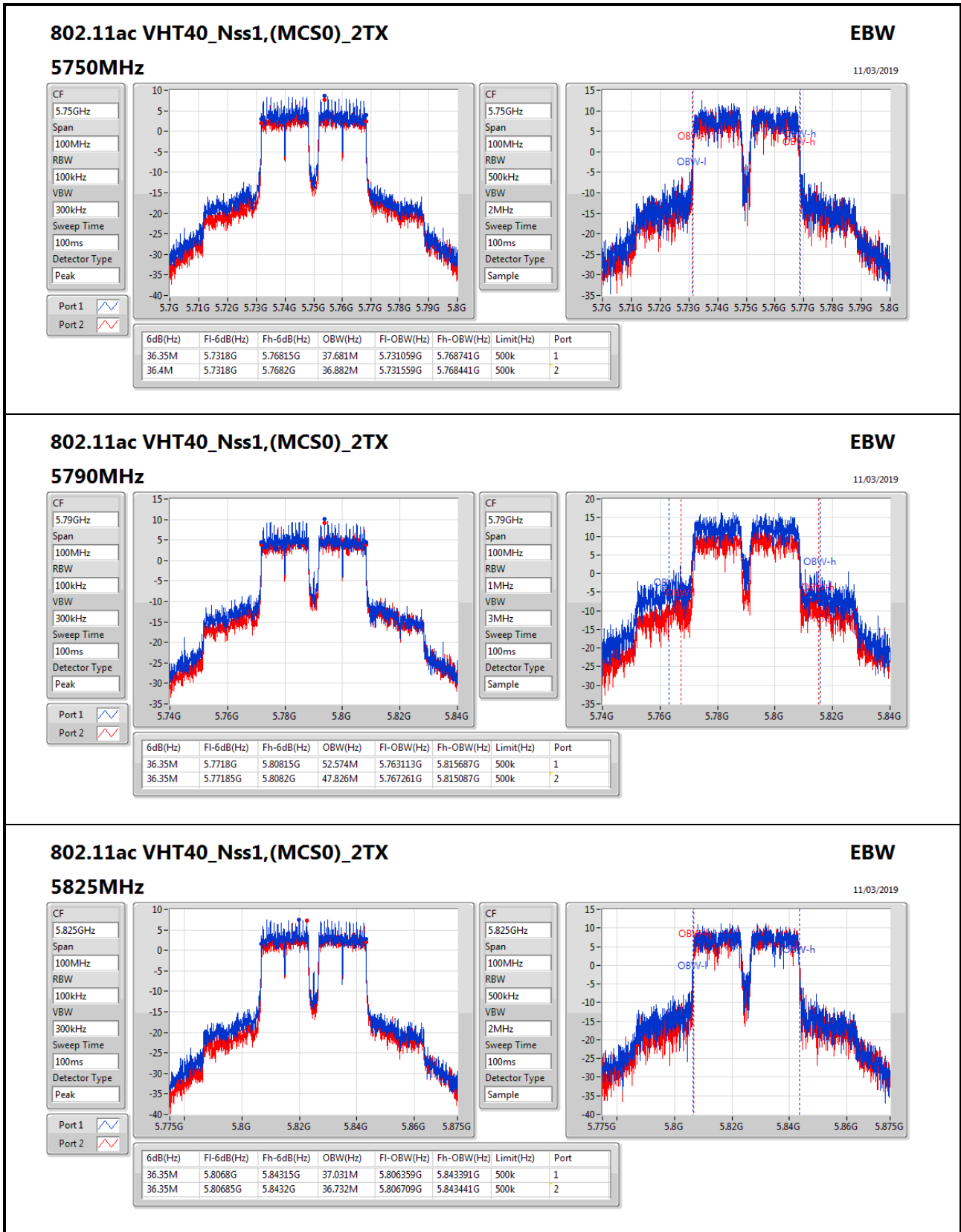
Port X-N dB = Port X 6dB down bandwidth for 5.725-5.85GHz band / 26dB down bandwidth for other band

Port X-OBW = Port X 99% occupied bandwidth;











Summary

Mode	Max-N dB (Hz)	Max-OBW (Hz)	ITU-Code	Min-N dB (Hz)	Min-OBW (Hz)
5.15-5.25GHz	-	-	-	-	-
802.11ac VHT20_Nss1,(MCS0)_2TX	21.9M	16.492M	16M5D1D	21.45M	16.467M
802.11ac VHT40_Nss1,(MCS0)_2TX	43M	36.382M	36M4D1D	41.4M	36.282M
5.725-5.85GHz	-	-	-	-	-
802.11ac VHT20_Nss1,(MCS0)_2TX	16.425M	16.742M	16M7D1D	16.375M	16.542M
802.11ac VHT40_Nss1,(MCS0)_2TX	36.4M	52.574M	52M6D1D	36.35M	36.732M

Max-N dB = Maximum 6dB down bandwidth for 5.725-5.85GHz band / Maximum 26dB down bandwidth for other band;

Max-OBW = Maximum 99% occupied bandwidth;

Min-N dB = Minimum 6dB down bandwidth for 5.725-5.85GHz band / Maximum 26dB down bandwidth for other band;

Min-OBW = Minimum 99% occupied bandwidth;

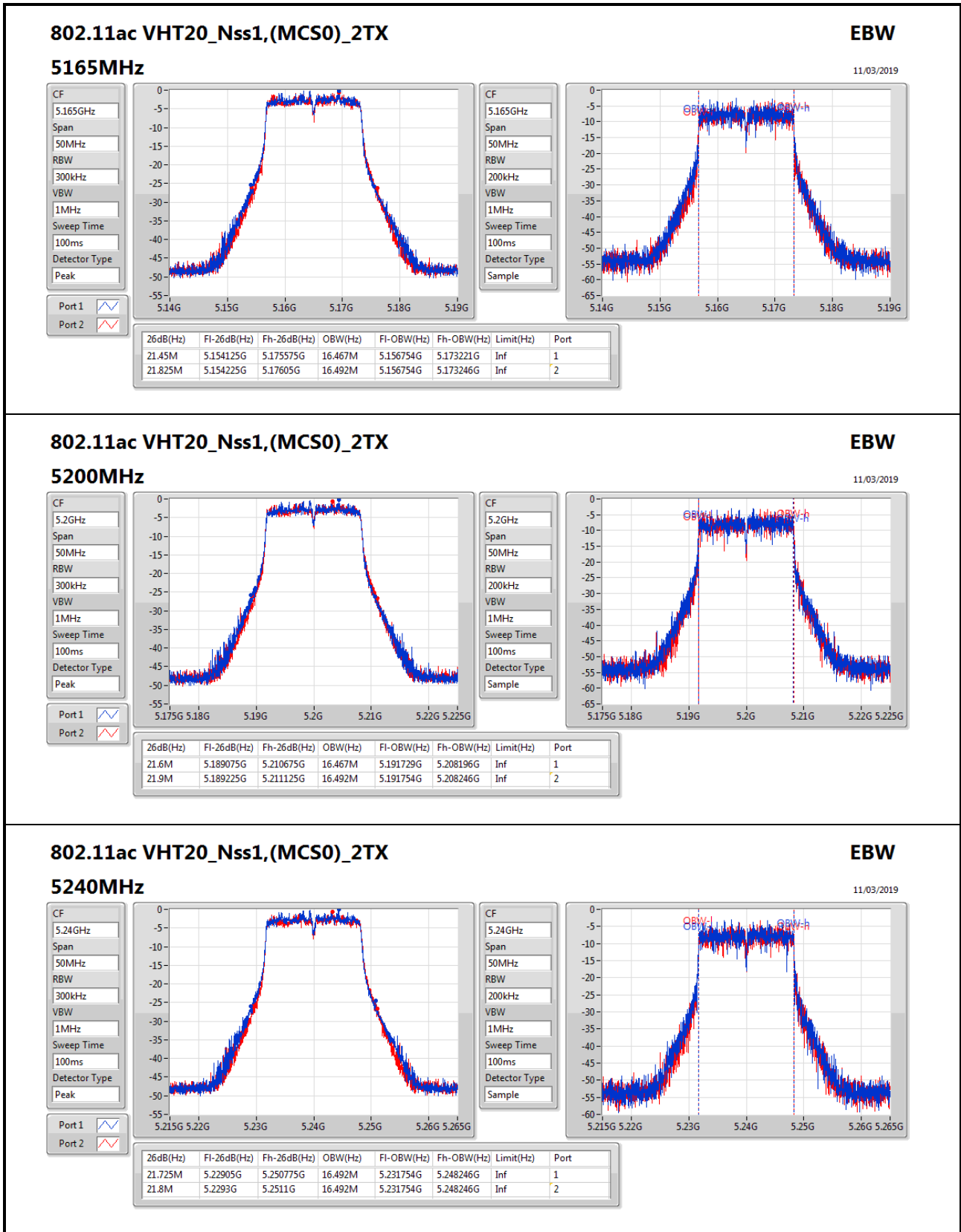


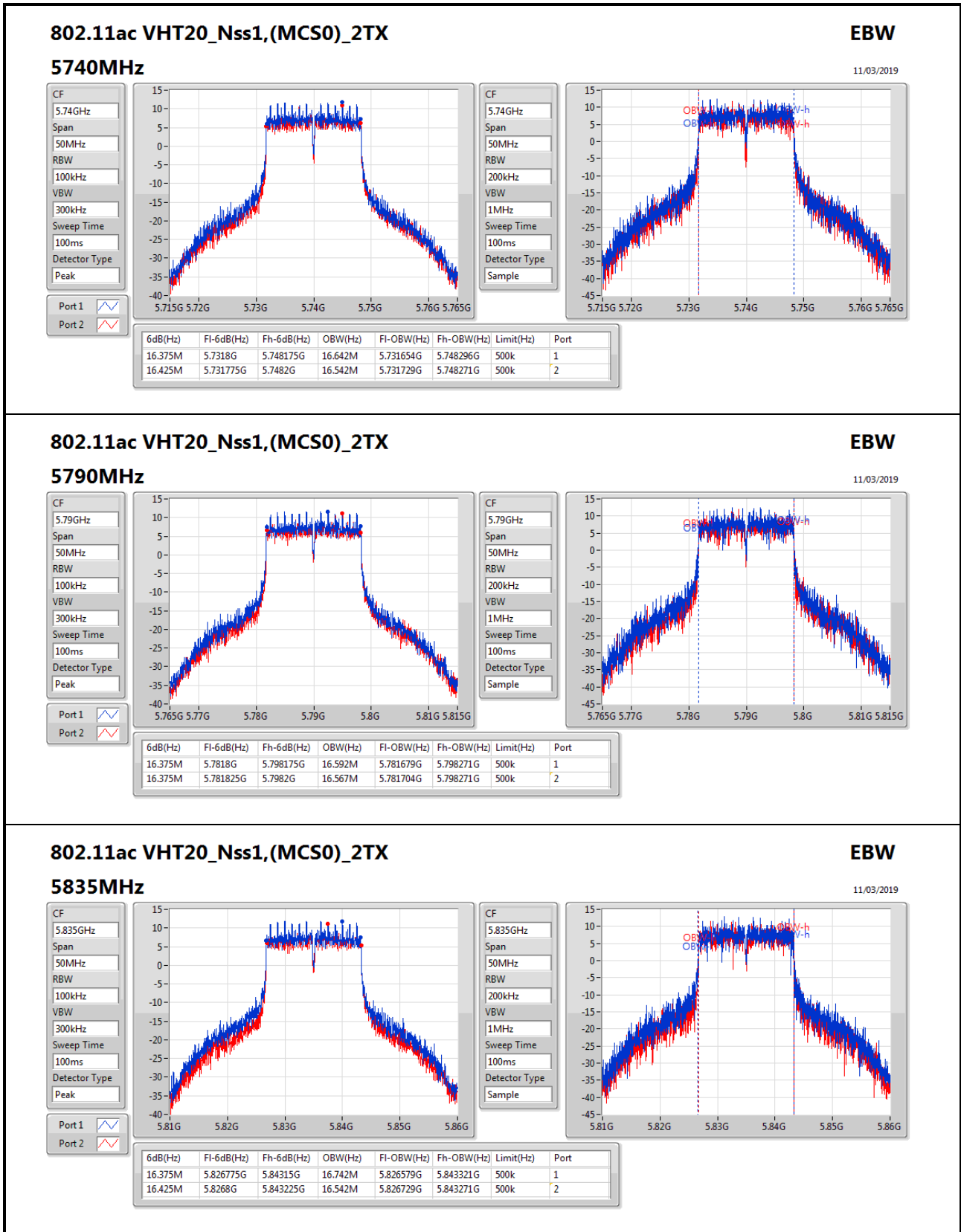
Result

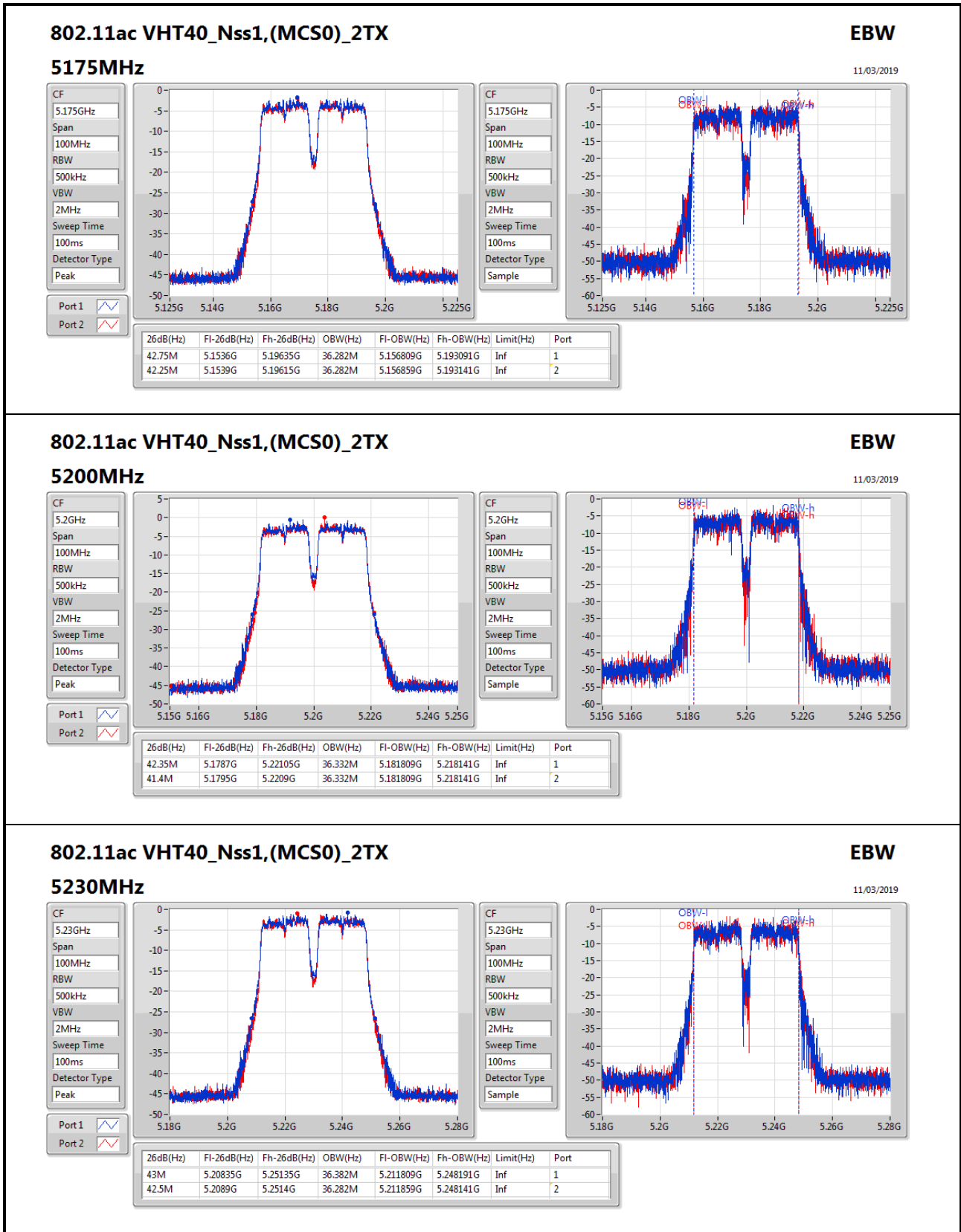
Mode	Result	Limit (Hz)	Port 1-N dB (Hz)	Port 1-OBW (Hz)	Port 2-N dB (Hz)	Port 2-OBW (Hz)
802.11ac VHT20_Nss1,(MCS0)_2TX	-	-	-	-	-	-
5165MHz	Pass	Inf	21.45M	16.467M	21.825M	16.492M
5200MHz	Pass	Inf	21.6M	16.467M	21.9M	16.492M
5240MHz	Pass	Inf	21.725M	16.492M	21.8M	16.492M
5740MHz	Pass	500k	16.375M	16.642M	16.425M	16.542M
5790MHz	Pass	500k	16.375M	16.592M	16.375M	16.567M
5835MHz	Pass	500k	16.375M	16.742M	16.425M	16.542M
802.11ac VHT40_Nss1,(MCS0)_2TX	-	-	-	-	-	-
5175MHz	Pass	Inf	42.75M	36.282M	42.25M	36.282M
5200MHz	Pass	Inf	42.35M	36.332M	41.4M	36.332M
5230MHz	Pass	Inf	43M	36.382M	42.5M	36.282M
5750MHz	Pass	500k	36.35M	37.681M	36.4M	36.882M
5790MHz	Pass	500k	36.35M	52.574M	36.35M	47.826M
5825MHz	Pass	500k	36.35M	37.031M	36.35M	36.732M

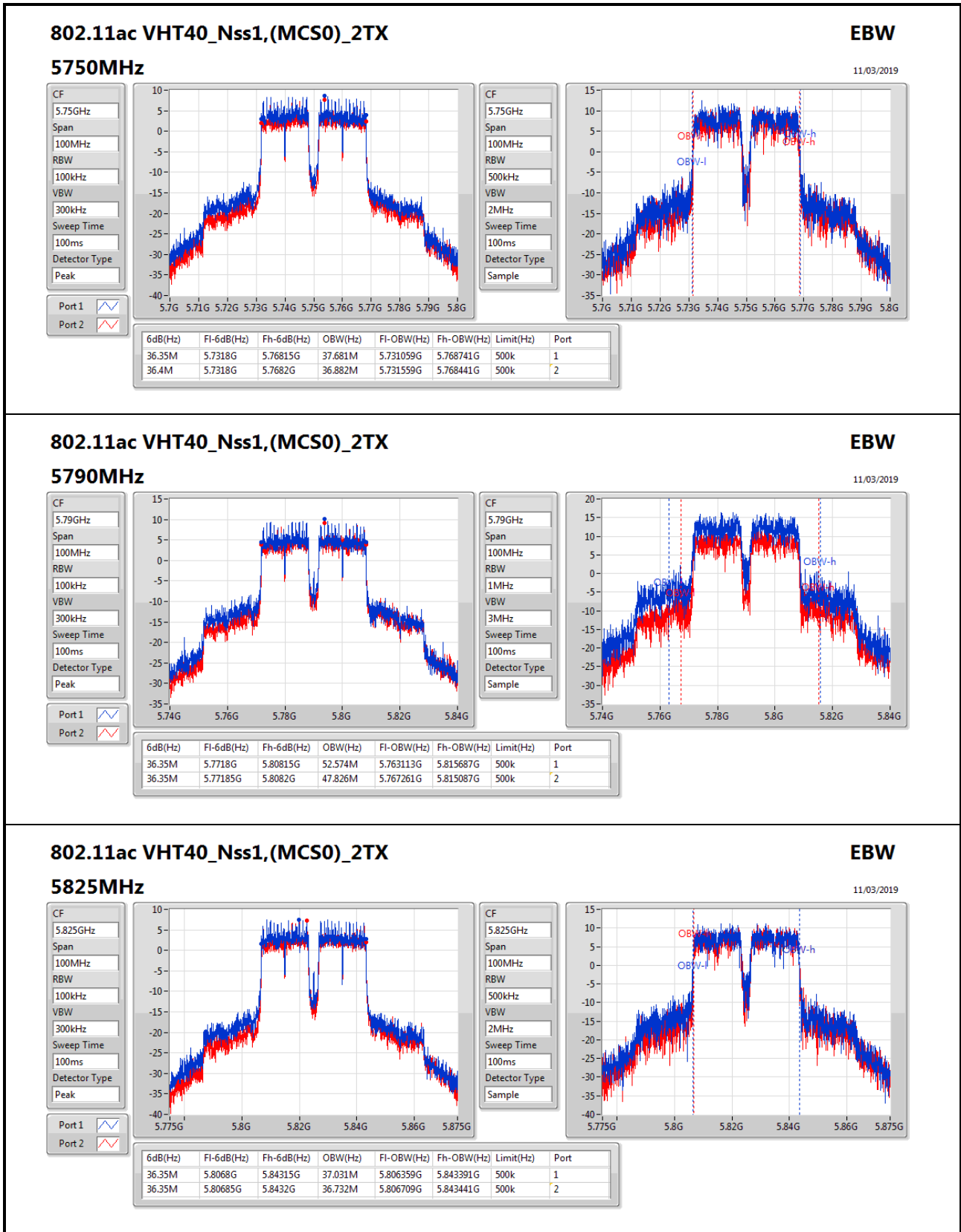
Port X-N dB = Port X 6dB down bandwidth for 5.725-5.85GHz band / 26dB down bandwidth for other band

Port X-OBW = Port X 99% occupied bandwidth;











Summary

Mode	Max-N dB (Hz)	Max-OBW (Hz)	ITU-Code	Min-N dB (Hz)	Min-OBW (Hz)
5.15-5.25GHz	-	-	-	-	-
802.11ac VHT20_Nss1,(MCS0)_2TX	40.75M	19.115M	19M1D1D	21.45M	16.467M
802.11ac VHT40_Nss1,(MCS0)_2TX	43.8M	36.432M	36M4D1D	42.25M	36.232M
802.11ac VHT80_Nss1,(MCS0)_2TX	85M	76.262M	76M3D1D	83.7M	75.862M
5.725-5.85GHz	-	-	-	-	-
802.11ac VHT20_Nss1,(MCS0)_2TX	16.425M	33.683M	33M7D1D	16.375M	23.888M
802.11ac VHT40_Nss1,(MCS0)_2TX	36.4M	52.574M	52M6D1D	36.35M	36.732M
802.11ac VHT80_Nss1,(MCS0)_2TX	76.4M	76.162M	76M2D1D	76.3M	76.062M

Max-N dB = Maximum 6dB down bandwidth for 5.725-5.85GHz band / Maximum 26dB down bandwidth for other band;

Max-OBW = Maximum 99% occupied bandwidth;

Min-N dB = Minimum 6dB down bandwidth for 5.725-5.85GHz band / Maximum 26dB down bandwidth for other band;

Min-OBW = Minimum 99% occupied bandwidth;

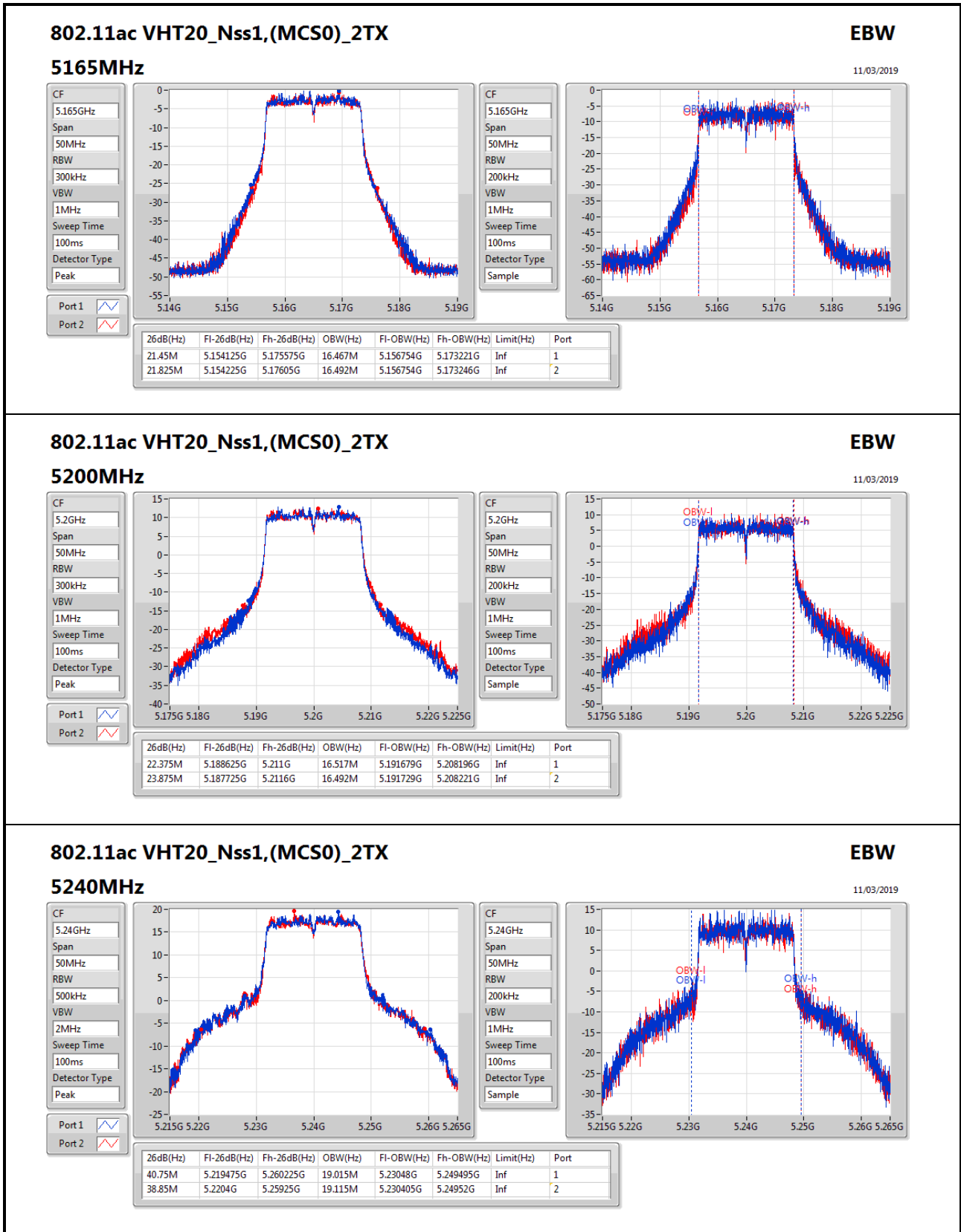


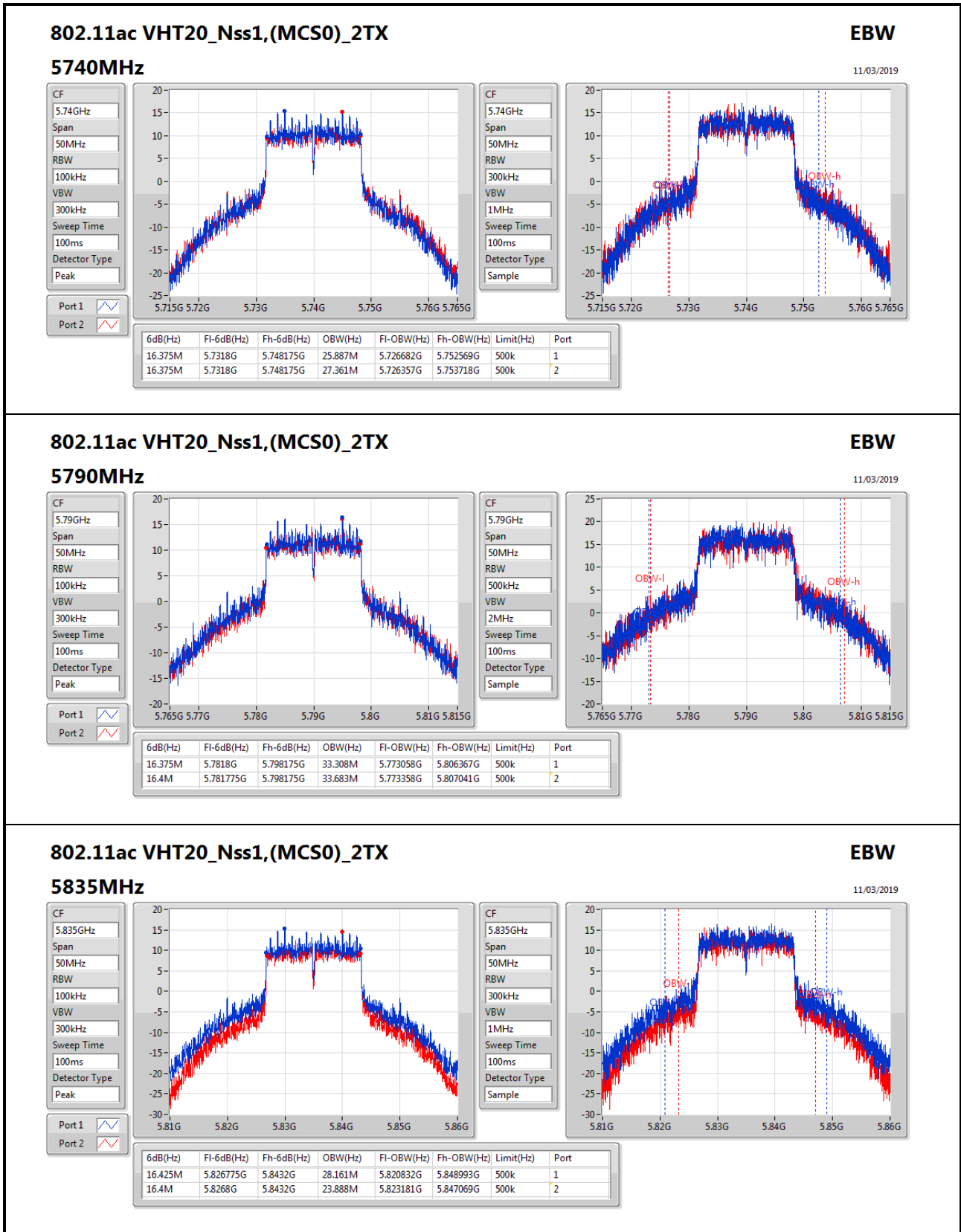
Result

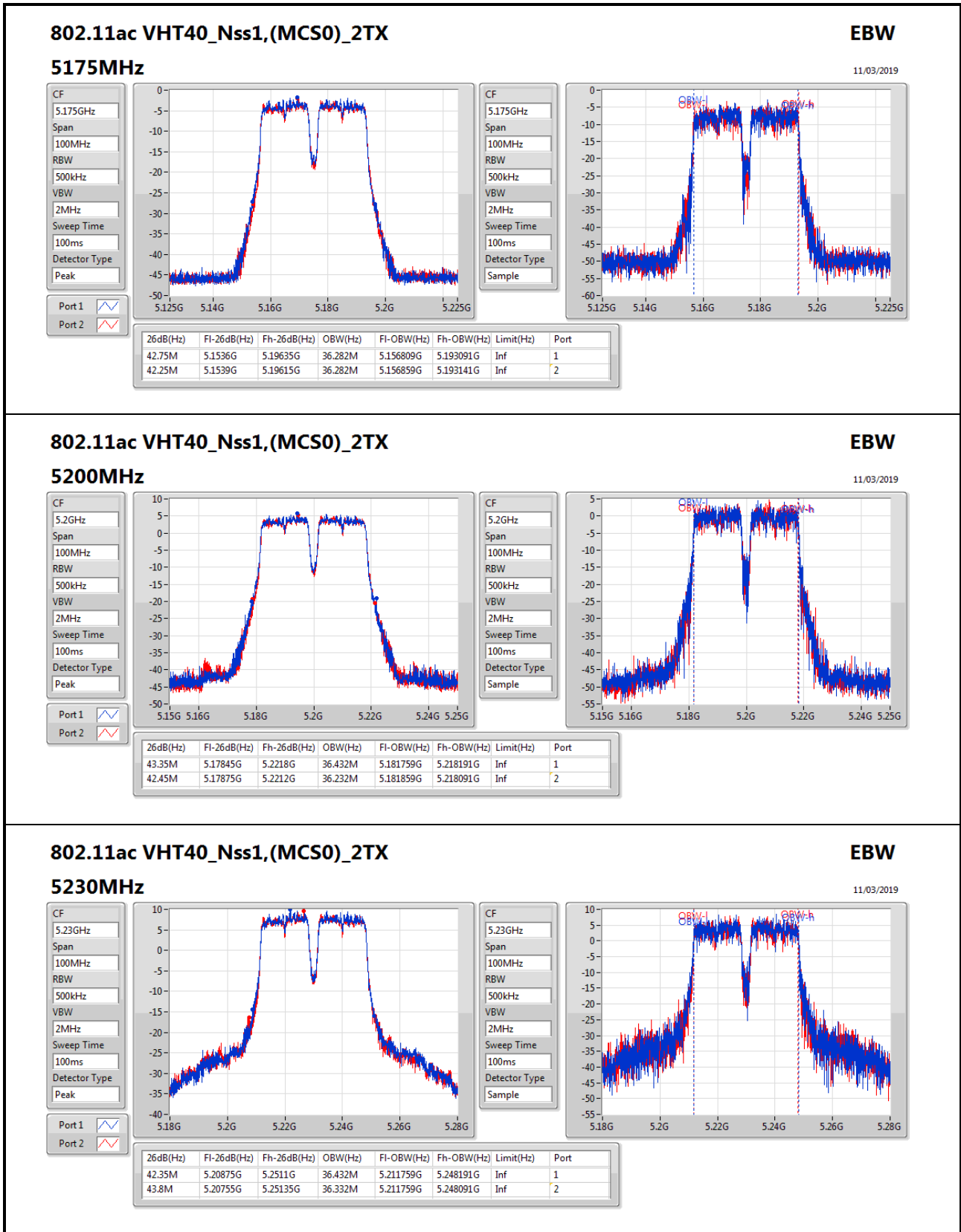
Mode	Result	Limit (Hz)	Port 1-N dB (Hz)	Port 1-OBW (Hz)	Port 2-N dB (Hz)	Port 2-OBW (Hz)
802.11ac VHT20_Nss1,(MCS0)_2TX	-	-	-	-	-	-
5165MHz	Pass	Inf	21.45M	16.467M	21.825M	16.492M
5200MHz	Pass	Inf	22.375M	16.517M	23.875M	16.492M
5240MHz	Pass	Inf	40.75M	19.015M	38.85M	19.115M
5740MHz	Pass	500k	16.375M	25.887M	16.375M	27.361M
5790MHz	Pass	500k	16.375M	33.308M	16.4M	33.683M
5835MHz	Pass	500k	16.425M	28.161M	16.4M	23.888M
802.11ac VHT40_Nss1,(MCS0)_2TX	-	-	-	-	-	-
5175MHz	Pass	Inf	42.75M	36.282M	42.25M	36.282M
5200MHz	Pass	Inf	43.35M	36.432M	42.45M	36.232M
5230MHz	Pass	Inf	42.35M	36.432M	43.8M	36.332M
5750MHz	Pass	500k	36.35M	37.681M	36.4M	36.882M
5790MHz	Pass	500k	36.35M	52.574M	36.35M	47.826M
5825MHz	Pass	500k	36.35M	37.031M	36.35M	36.732M
802.11ac VHT80_Nss1,(MCS0)_2TX	-	-	-	-	-	-
5190MHz	Pass	Inf	85M	76.162M	84.1M	76.062M
5200MHz	Pass	Inf	84.6M	75.862M	83.7M	76.262M
5210MHz	Pass	Inf	84.6M	75.962M	85M	76.162M
5770MHz	Pass	500k	76.4M	76.162M	76.4M	76.162M
5790MHz	Pass	500k	76.4M	76.062M	76.4M	76.062M
5805MHz	Pass	500k	76.3M	76.162M	76.4M	76.062M

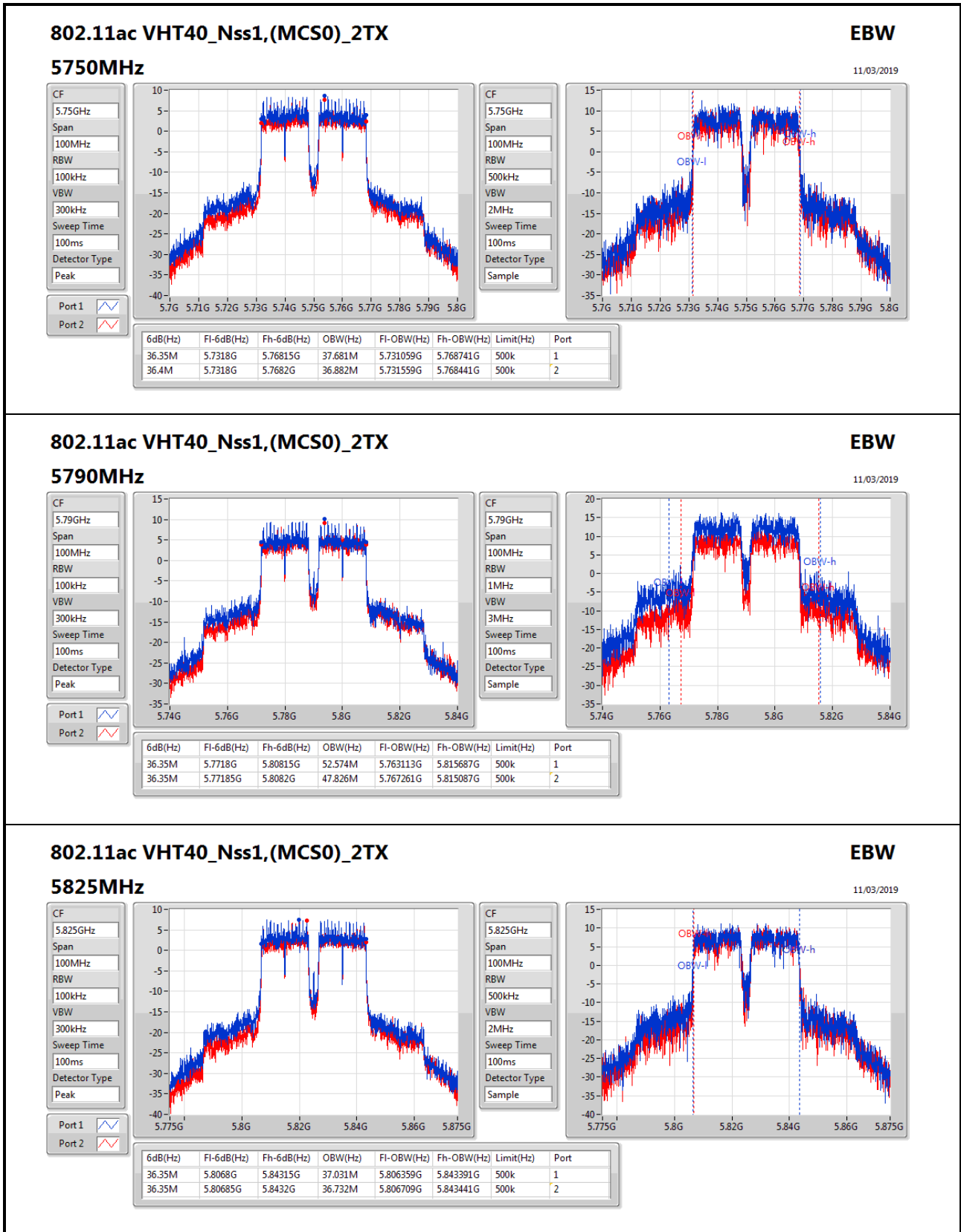
Port X-N dB = Port X 6dB down bandwidth for 5.725-5.85GHz band / 26dB down bandwidth for other band

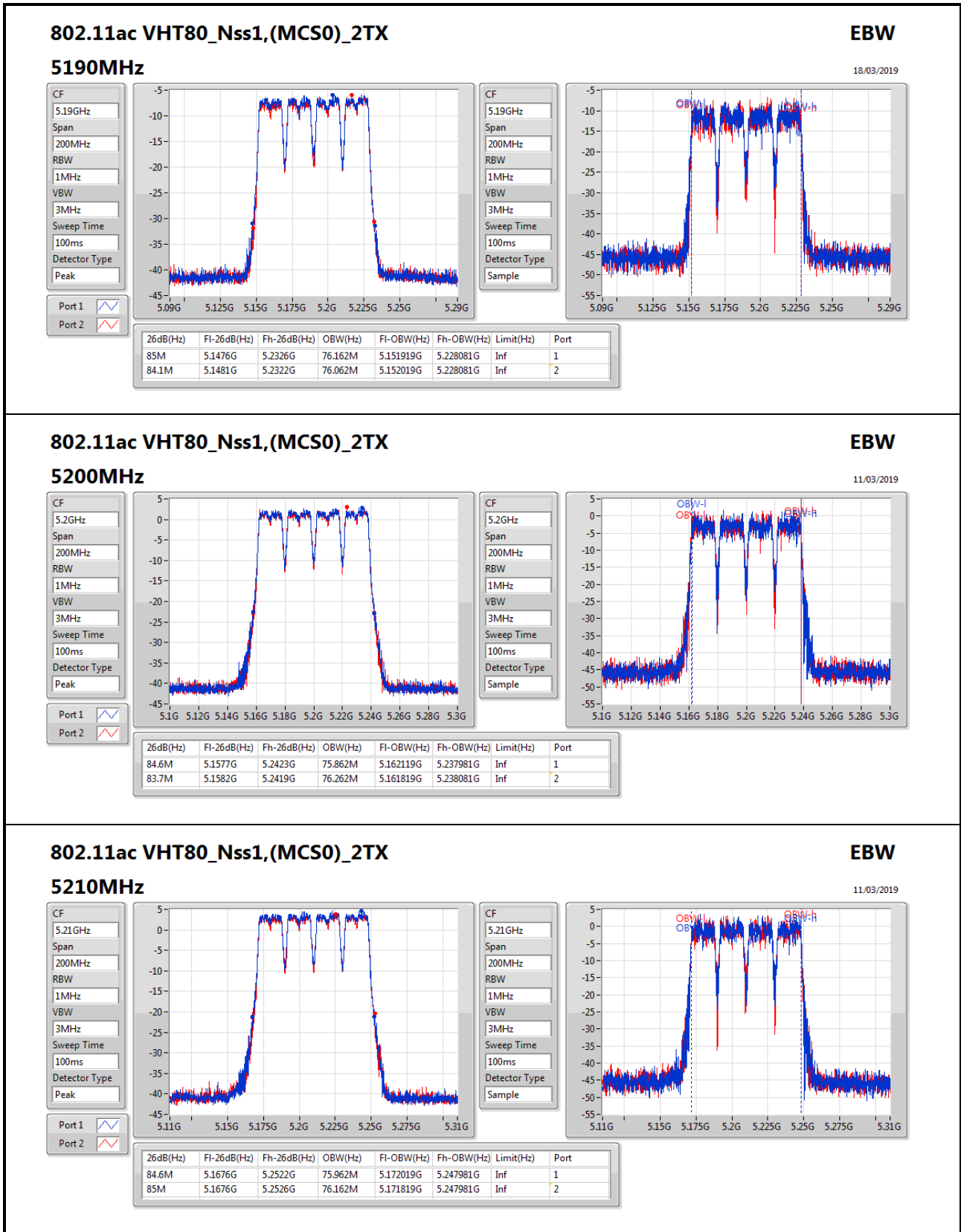
Port X-OBW = Port X 99% occupied bandwidth;

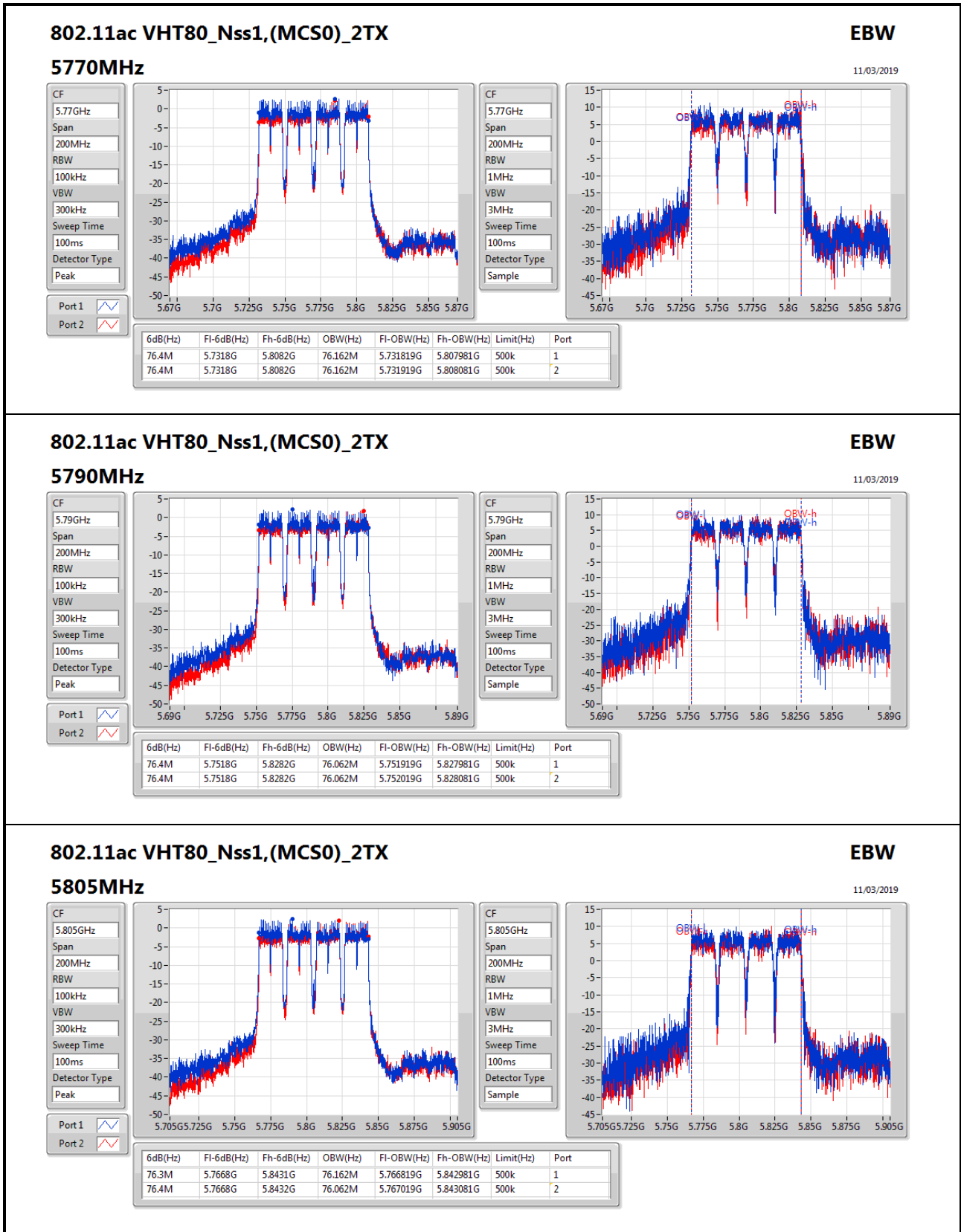














Summary

Mode	Total Power (dBm)	Total Power (W)	EIRP (dBm)	EIRP (W)
5.15-5.25GHz	-	-	-	-
802.11ac VHT20_Nss1,(MCS0)_2TX	22.49	0.17742	32.49	1.77419
802.11ac VHT40_Nss1,(MCS0)_2TX	20.85	0.12162	30.85	1.21619
5.725-5.85GHz	-	-	-	-
802.11ac VHT20_Nss1,(MCS0)_2TX	25.68	0.36983	35.68	3.69828
802.11ac VHT40_Nss1,(MCS0)_2TX	25.96	0.39446	35.96	3.94457



Result

Mode	Result	DG (dBi)	Port 1 (dBm)	Port 2 (dBm)	Total Power (dBm)	Power Limit (dBm)	EIRP (dBm)	EIRP Limit (dBm)
802.11ac VHT20_Nss1,(MCS0)_2TX	-	-	-	-	-	-	-	-
5165MHz	Pass	10.00	7.70	7.54	10.63	26.00	20.63	36.00
5200MHz	Pass	10.00	19.57	19.32	22.46	26.00	32.46	36.00
5240MHz	Pass	10.00	19.58	19.37	22.49	26.00	32.49	36.00
5740MHz	Pass	10.00	22.91	22.27	25.61	26.00	35.61	36.00
5790MHz	Pass	10.00	22.95	22.38	25.68	26.00	35.68	36.00
5835MHz	Pass	10.00	22.98	22.32	25.67	26.00	35.67	36.00
802.11ac VHT40_Nss1,(MCS0)_2TX	-	-	-	-	-	-	-	-
5175MHz	Pass	10.00	6.76	6.53	9.66	26.00	19.66	36.00
5200MHz	Pass	10.00	14.15	14.01	17.09	26.00	27.09	36.00
5230MHz	Pass	10.00	17.96	17.72	20.85	26.00	30.85	36.00
5750MHz	Pass	10.00	22.23	21.29	24.80	26.00	34.80	36.00
5790MHz	Pass	10.00	23.22	22.67	25.96	26.00	35.96	36.00
5825MHz	Pass	10.00	21.49	20.76	24.15	26.00	34.15	36.00

DG = Directional Gain; Port X = Port X output power



Summary

Mode	Total Power (dBm)	Total Power (W)	EIRP (dBm)	EIRP (W)
5.15-5.25GHz	-	-	-	-
802.11ac VHT20_Nss1,(MCS0)_2TX	10.63	0.01156	20.63	0.11561
802.11ac VHT40_Nss1,(MCS0)_2TX	10.58	0.01143	20.58	0.11429
5.725-5.85GHz	-	-	-	-
802.11ac VHT20_Nss1,(MCS0)_2TX	25.68	0.36983	35.68	3.69828
802.11ac VHT40_Nss1,(MCS0)_2TX	25.96	0.39446	35.96	3.94457



Result

Mode	Result	DG (dBi)	Port 1 (dBm)	Port 2 (dBm)	Total Power (dBm)	Power Limit (dBm)	EIRP (dBm)	EIRP Limit (dBm)
802.11ac VHT20_Nss1,(MCS0)_2TX	-	-	-	-	-	-	-	-
5165MHz	Pass	10.00	7.70	7.54	10.63	26.00	20.63	36.00
5200MHz	Pass	10.00	7.56	7.47	10.53	26.00	20.53	36.00
5240MHz	Pass	10.00	7.69	7.38	10.55	26.00	20.55	36.00
5740MHz	Pass	10.00	22.91	22.27	25.61	26.00	35.61	36.00
5790MHz	Pass	10.00	22.95	22.38	25.68	26.00	35.68	36.00
5835MHz	Pass	10.00	22.98	22.32	25.67	26.00	35.67	36.00
802.11ac VHT40_Nss1,(MCS0)_2TX	-	-	-	-	-	-	-	-
5175MHz	Pass	10.00	6.76	6.53	9.66	26.00	19.66	36.00
5200MHz	Pass	10.00	7.62	7.45	10.55	26.00	20.55	36.00
5230MHz	Pass	10.00	7.64	7.49	10.58	26.00	20.58	36.00
5750MHz	Pass	10.00	22.23	21.29	24.80	26.00	34.80	36.00
5790MHz	Pass	10.00	23.22	22.67	25.96	26.00	35.96	36.00
5825MHz	Pass	10.00	21.49	20.76	24.15	26.00	34.15	36.00

DG = Directional Gain; Port X = Port X output power



Summary

Mode	Total Power (dBm)	Total Power (W)	EIRP (dBm)	EIRP (W)
5.15-5.25GHz	-	-	-	-
802.11ac VHT20_Nss1,(MCS0)_2TX	25.80	0.38019	35.80	3.80189
802.11ac VHT40_Nss1,(MCS0)_2TX	20.85	0.12162	30.85	1.21619
802.11ac VHT80_Nss1,(MCS0)_2TX	15.47	0.03524	25.47	0.35237
5.725-5.85GHz	-	-	-	-
802.11ac VHT20_Nss1,(MCS0)_2TX	25.73	0.37411	35.73	3.74111
802.11ac VHT40_Nss1,(MCS0)_2TX	25.96	0.39446	35.96	3.94457
802.11ac VHT80_Nss1,(MCS0)_2TX	22.47	0.17660	32.47	1.76604



Result

Mode	Result	DG (dBi)	Port 1 (dBm)	Port 2 (dBm)	Total Power (dBm)	Power Limit (dBm)	EIRP (dBm)	EIRP Limit (dBm)
802.11ac VHT20_Nss1,(MCS0)_2TX	-	-	-	-	-	-	-	-
5165MHz	Pass	10.00	7.70	7.54	10.63	30.00	20.63	53.00
5200MHz	Pass	10.00	20.83	20.90	23.88	30.00	33.88	53.00
5240MHz	Pass	10.00	22.84	22.74	25.80	30.00	35.80	53.00
5740MHz	Pass	10.00	22.91	22.53	25.73	30.00	35.73	Inf
5790MHz	Pass	10.00	22.53	22.29	25.42	30.00	35.42	Inf
5835MHz	Pass	10.00	22.76	21.97	25.39	30.00	35.39	Inf
802.11ac VHT40_Nss1,(MCS0)_2TX	-	-	-	-	-	-	-	-
5175MHz	Pass	10.00	6.76	6.53	9.66	30.00	19.66	53.00
5200MHz	Pass	10.00	14.15	14.01	17.09	30.00	27.09	53.00
5230MHz	Pass	10.00	17.96	17.72	20.85	30.00	30.85	53.00
5750MHz	Pass	10.00	22.23	21.29	24.80	30.00	34.80	Inf
5790MHz	Pass	10.00	23.22	22.67	25.96	30.00	35.96	Inf
5825MHz	Pass	10.00	21.49	20.76	24.15	30.00	34.15	Inf
802.11ac VHT80_Nss1,(MCS0)_2TX	-	-	-	-	-	-	-	-
5190MHz	Pass	10.00	1.13	0.99	4.07	30.00	14.07	53.00
5200MHz	Pass	10.00	10.93	10.82	13.89	30.00	23.89	53.00
5210MHz	Pass	10.00	12.54	12.38	15.47	30.00	25.47	53.00
5770MHz	Pass	10.00	19.85	19.04	22.47	30.00	32.47	Inf
5790MHz	Pass	10.00	19.25	18.64	21.97	30.00	31.97	Inf
5805MHz	Pass	10.00	19.42	18.83	22.15	30.00	32.15	Inf

DG = Directional Gain;Port X = Port X output power



Summary

Mode	PD (dBm/RBW)	EIRP PD (dBm/RBW)
5.15-5.25GHz	-	-
802.11ac VHT20_Nss1,(MCS0)_2TX	9.84	22.85
802.11ac VHT40_Nss1,(MCS0)_2TX	5.40	18.41
5.725-5.85GHz	-	-
802.11ac VHT20_Nss1,(MCS0)_2TX	11.46	24.47
802.11ac VHT40_Nss1,(MCS0)_2TX	8.98	21.99

RBW = 500kHz for 5.725-5.85GHz band / 1MHz for other band;

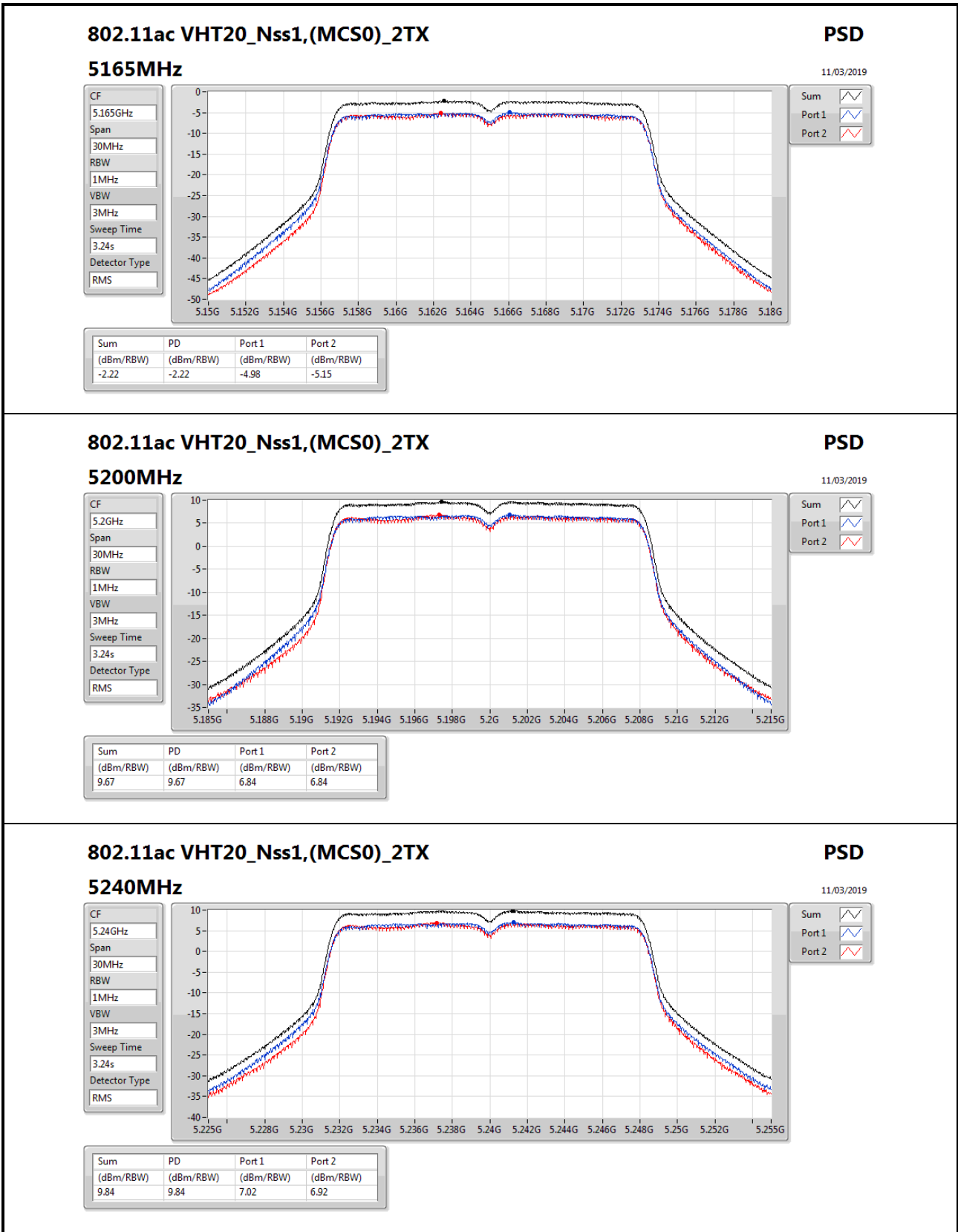


Result

Mode	Result	DG (dBi)	Port 1 (dBm/RBW)	Port 2 (dBm/RBW)	PD (dBm/RBW)	PD Limit (dBm/RBW)	EIRP PD (dBm/RBW)	EIRP PD Limit (dBm/RBW)
802.11ac VHT20_Nss1,(MCS0)_2TX	-	-	-	-	-	-	-	-
5165MHz	Pass	13.01	-4.98	-5.15	-2.22	9.99	10.79	23.00
5200MHz	Pass	13.01	6.84	6.84	9.67	9.99	22.68	23.00
5240MHz	Pass	13.01	7.02	6.92	9.84	9.99	22.85	23.00
5740MHz	Pass	13.01	8.93	8.04	11.36	22.99	24.37	36.00
5790MHz	Pass	13.01	8.80	8.21	11.45	22.99	24.46	36.00
5835MHz	Pass	13.01	8.85	8.21	11.46	22.99	24.47	36.00
802.11ac VHT40_Nss1,(MCS0)_2TX	-	-	-	-	-	-	-	-
5175MHz	Pass	13.01	-8.73	-9.00	-6.08	9.99	6.93	23.00
5200MHz	Pass	13.01	-1.36	-1.39	1.47	9.99	14.48	23.00
5230MHz	Pass	13.01	2.48	2.50	5.40	9.99	18.41	23.00
5750MHz	Pass	13.01	5.43	4.41	7.80	22.99	20.81	36.00
5790MHz	Pass	13.01	6.48	5.75	8.98	22.99	21.99	36.00
5825MHz	Pass	13.01	4.49	4.09	7.15	22.99	20.16	36.00

DG = Directional Gain; RBW = 500kHz for 5.725-5.85GHz band / 1MHz for other band;

PD = trace bin-by-bin of each transmits port summing can be performed maximum power density; Port X = Port Xpower density;



802.11ac VHT20_Nss1,(MCS0)_2TX

5240MHz

PSD

11/03/2019

CF
5.24GHz

Span
30MHz

RBW
1MHz

VBW
3MHz

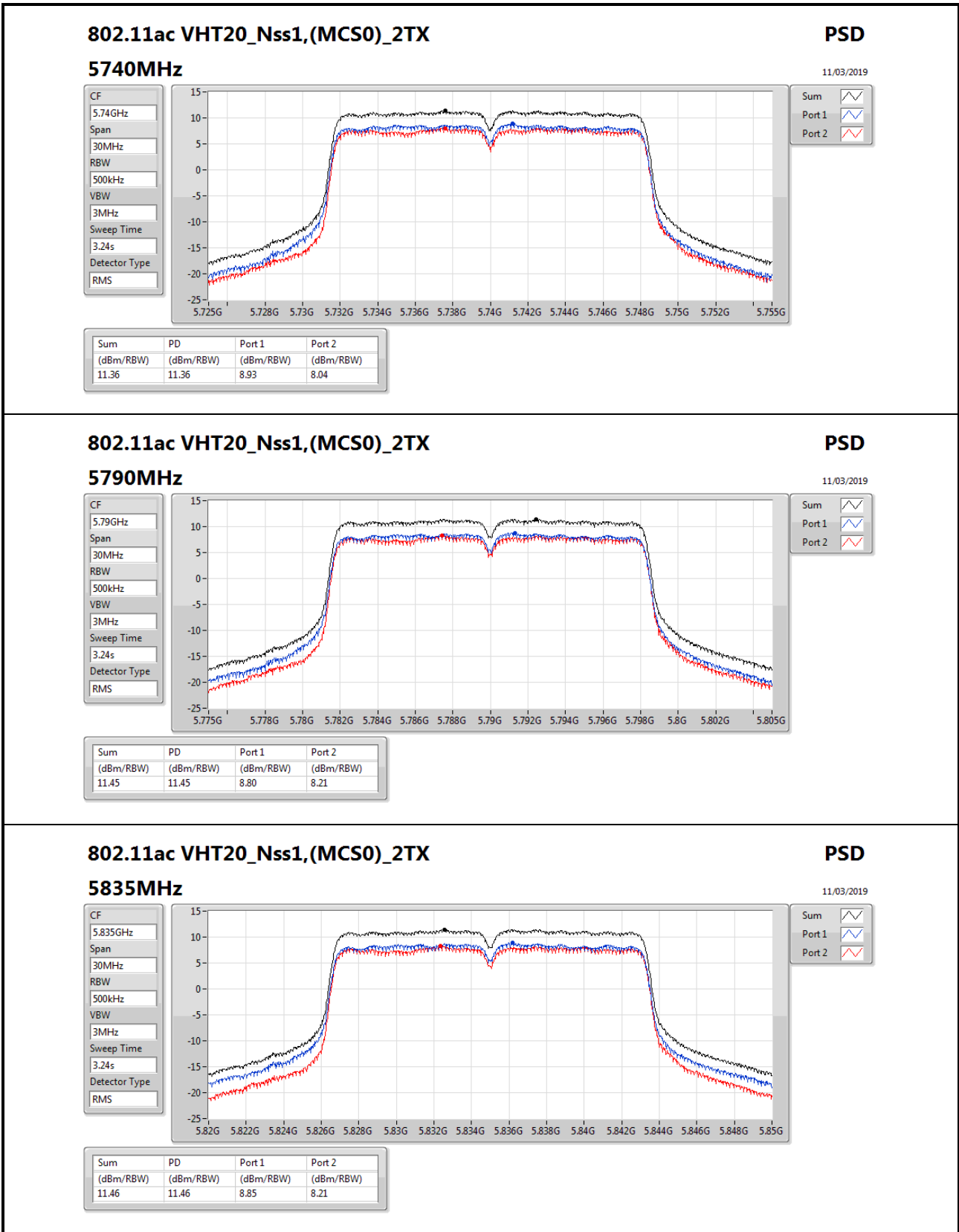
Sweep Time
3.24s

Detector Type
RMS

Sum

Port 1

Port 2



802.11ac VHT20_Nss1,(MCS0)_2TX

5835MHz

PSD

11/03/2019

CF
5.835GHz

Span
30MHz

RBW
500kHz

VBW
3MHz

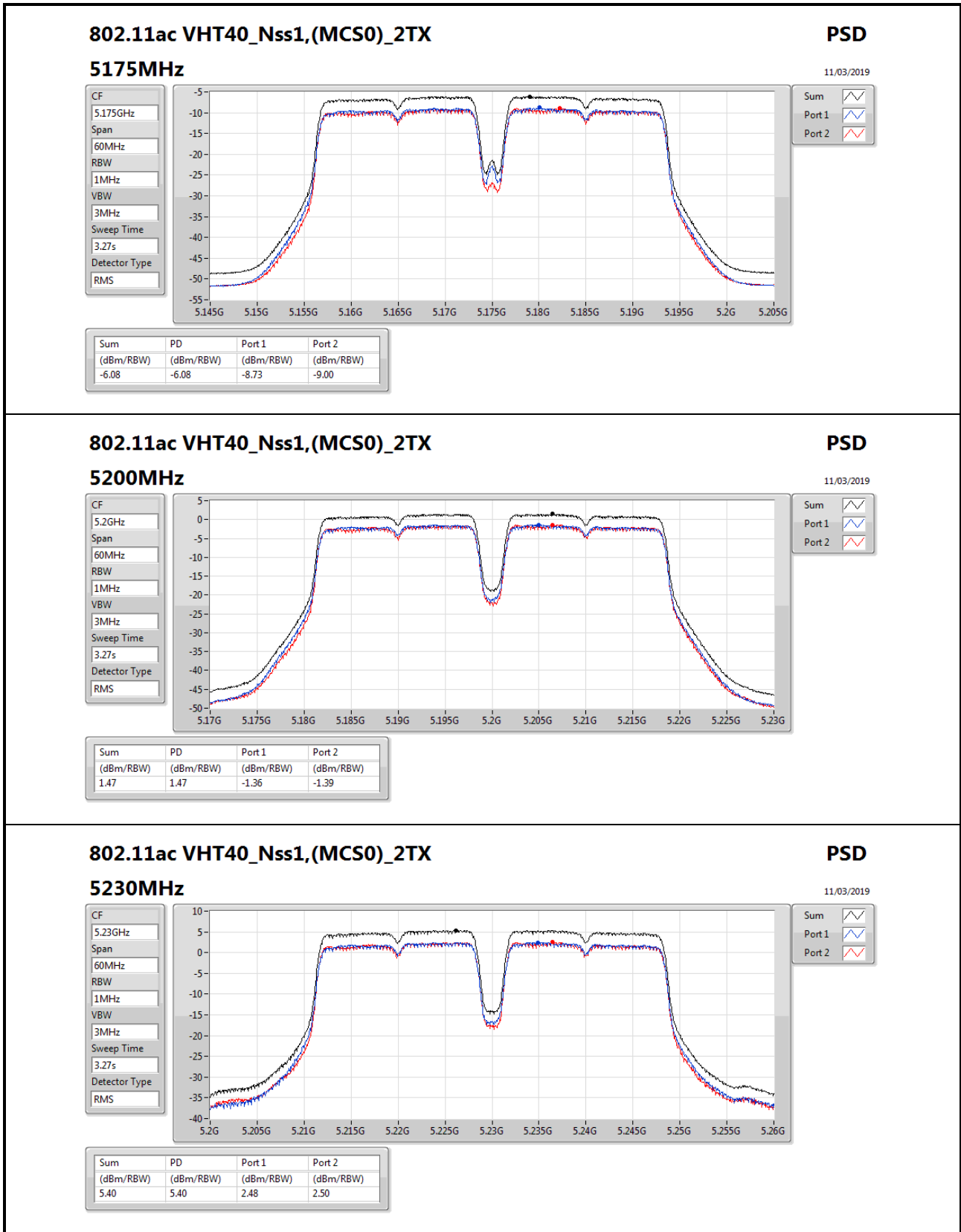
Sweep Time
3.24s

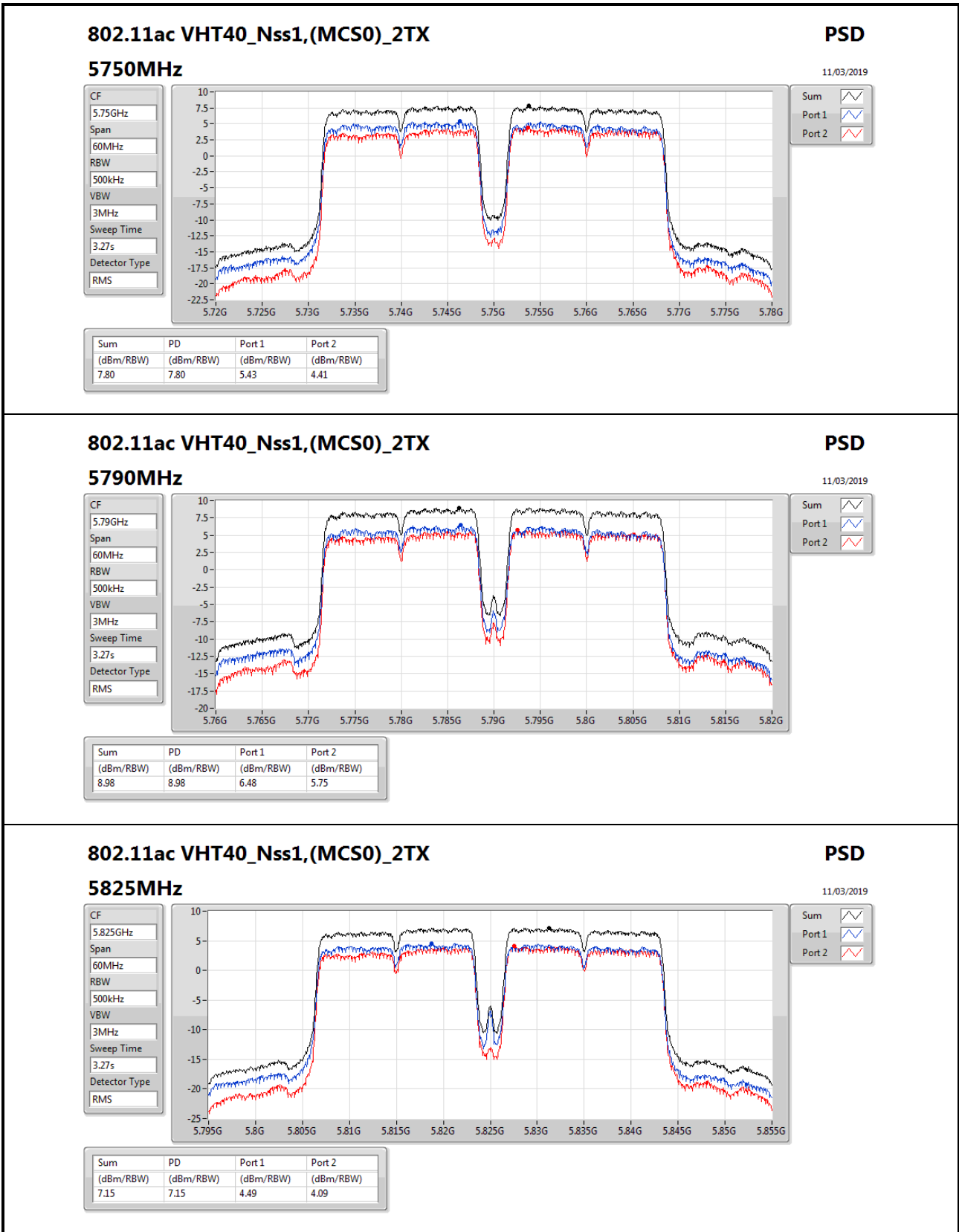
Detector Type
RMS

Sum

Port 1

Port 2







Summary

Mode	PD (dBm/RBW)	EIRP PD (dBm/RBW)
5.15-5.25GHz	-	-
802.11ac VHT20_Nss1,(MCS0)_2TX	-2.16	10.85
802.11ac VHT40_Nss1,(MCS0)_2TX	-5.02	7.99
5.725-5.85GHz	-	-
802.11ac VHT20_Nss1,(MCS0)_2TX	11.46	24.47
802.11ac VHT40_Nss1,(MCS0)_2TX	8.98	21.99

RBW = 500kHz for 5.725-5.85GHz band / 1MHz for other band;

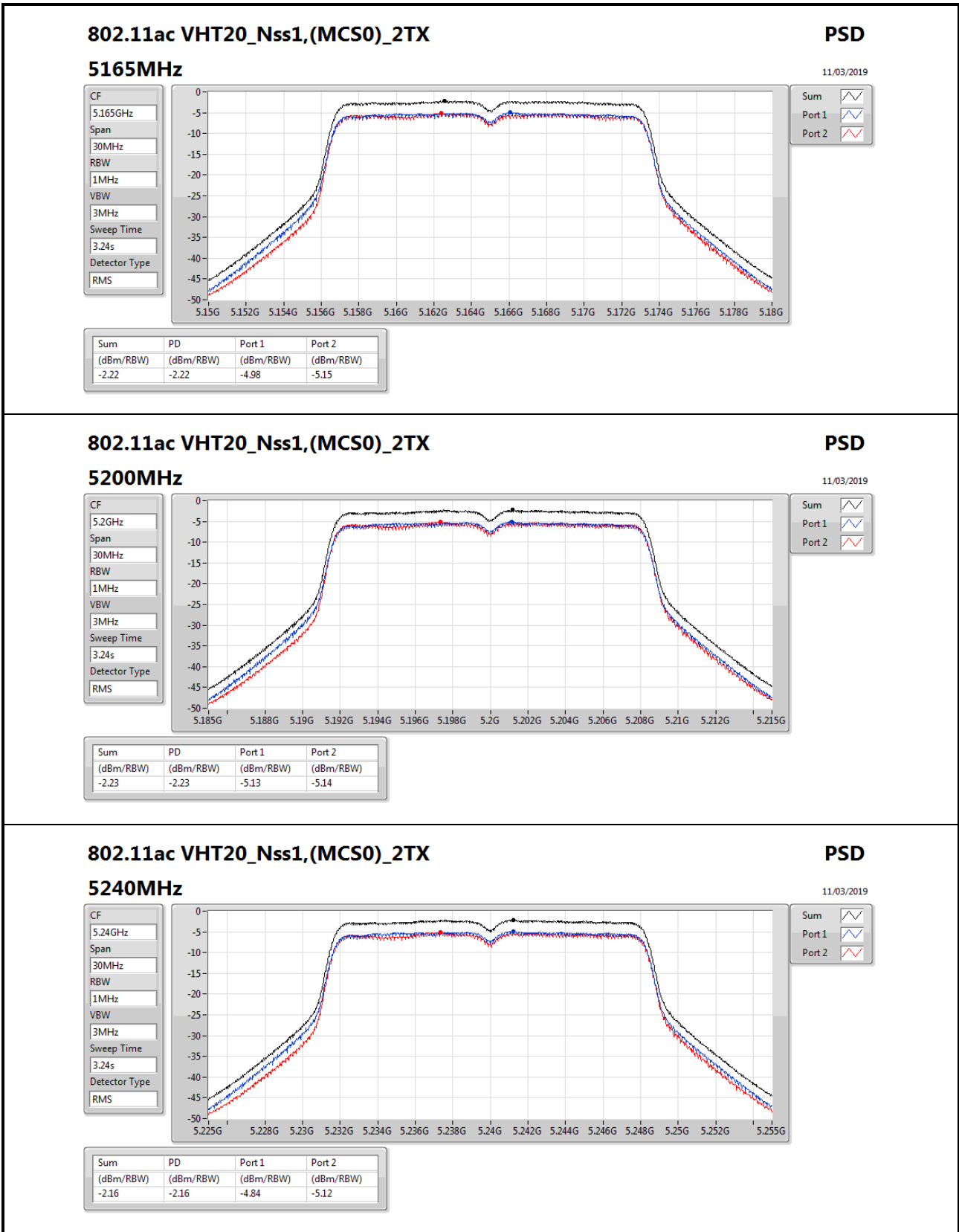


Result

Mode	Result	DG (dBi)	Port 1 (dBm/RBW)	Port 2 (dBm/RBW)	PD (dBm/RBW)	PD Limit (dBm/RBW)	EIRP PD (dBm/RBW)	EIRP PD Limit (dBm/RBW)
802.11ac VHT20_Nss1,(MCS0)_2TX	-	-	-	-	-	-	-	-
5165MHz	Pass	13.01	-4.98	-5.15	-2.22	9.99	10.79	23.00
5200MHz	Pass	13.01	-5.13	-5.14	-2.23	9.99	10.78	23.00
5240MHz	Pass	13.01	-4.84	-5.12	-2.16	9.99	10.85	23.00
5740MHz	Pass	13.01	8.93	8.04	11.36	22.99	24.37	36.00
5790MHz	Pass	13.01	8.80	8.21	11.45	22.99	24.46	36.00
5835MHz	Pass	13.01	8.85	8.21	11.46	22.99	24.47	36.00
802.11ac VHT40_Nss1,(MCS0)_2TX	-	-	-	-	-	-	-	-
5175MHz	Pass	13.01	-8.73	-9.00	-6.08	9.99	6.93	23.00
5200MHz	Pass	13.01	-7.94	-7.99	-5.15	9.99	7.86	23.00
5230MHz	Pass	13.01	-7.97	-7.89	-5.02	9.99	7.99	23.00
5750MHz	Pass	13.01	5.43	4.41	7.80	22.99	20.81	36.00
5790MHz	Pass	13.01	6.48	5.75	8.98	22.99	21.99	36.00
5825MHz	Pass	13.01	4.49	4.09	7.15	22.99	20.16	36.00

DG = Directional Gain; RBW = 500kHz for 5.725-5.85GHz band / 1MHz for other band;

PD = trace bin-by-bin of each transmits port summing can be performed maximum power density; Port X = Port Xpower density;



802.11ac VHT20_Nss1,(MCS0)_2TX

5240MHz

PSD

11/03/2019

CF
5.24GHz

Span
30MHz

RBW
1MHz

VBW
3MHz

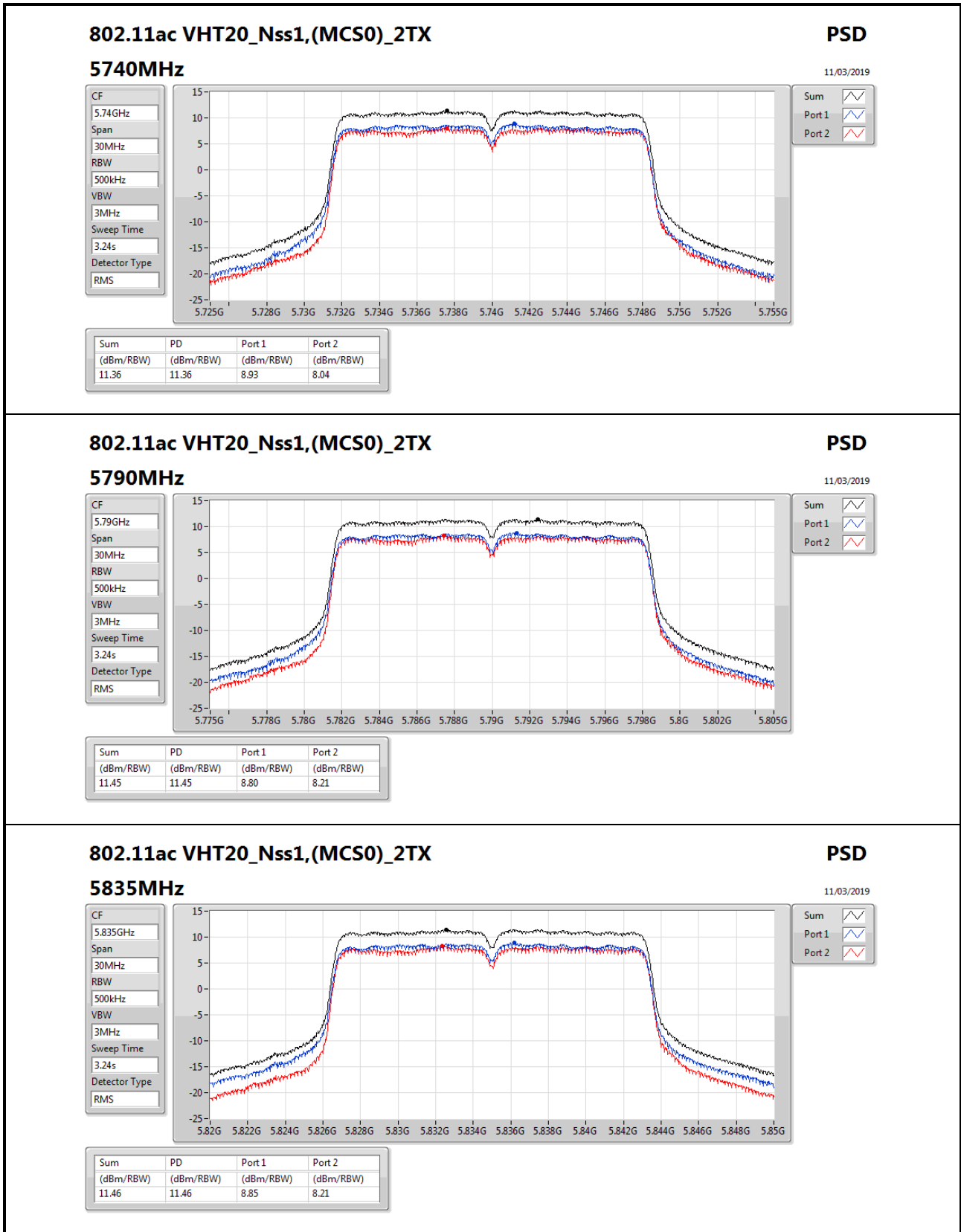
Sweep Time
3.24s

Detector Type
RMS

Sum

Port 1

Port 2



802.11ac VHT20_Nss1,(MCS0)_2TX

5835MHz

PSD

11/03/2019

CF
5.835GHz

Span
30MHz

RBW
500kHz

VBW
3MHz

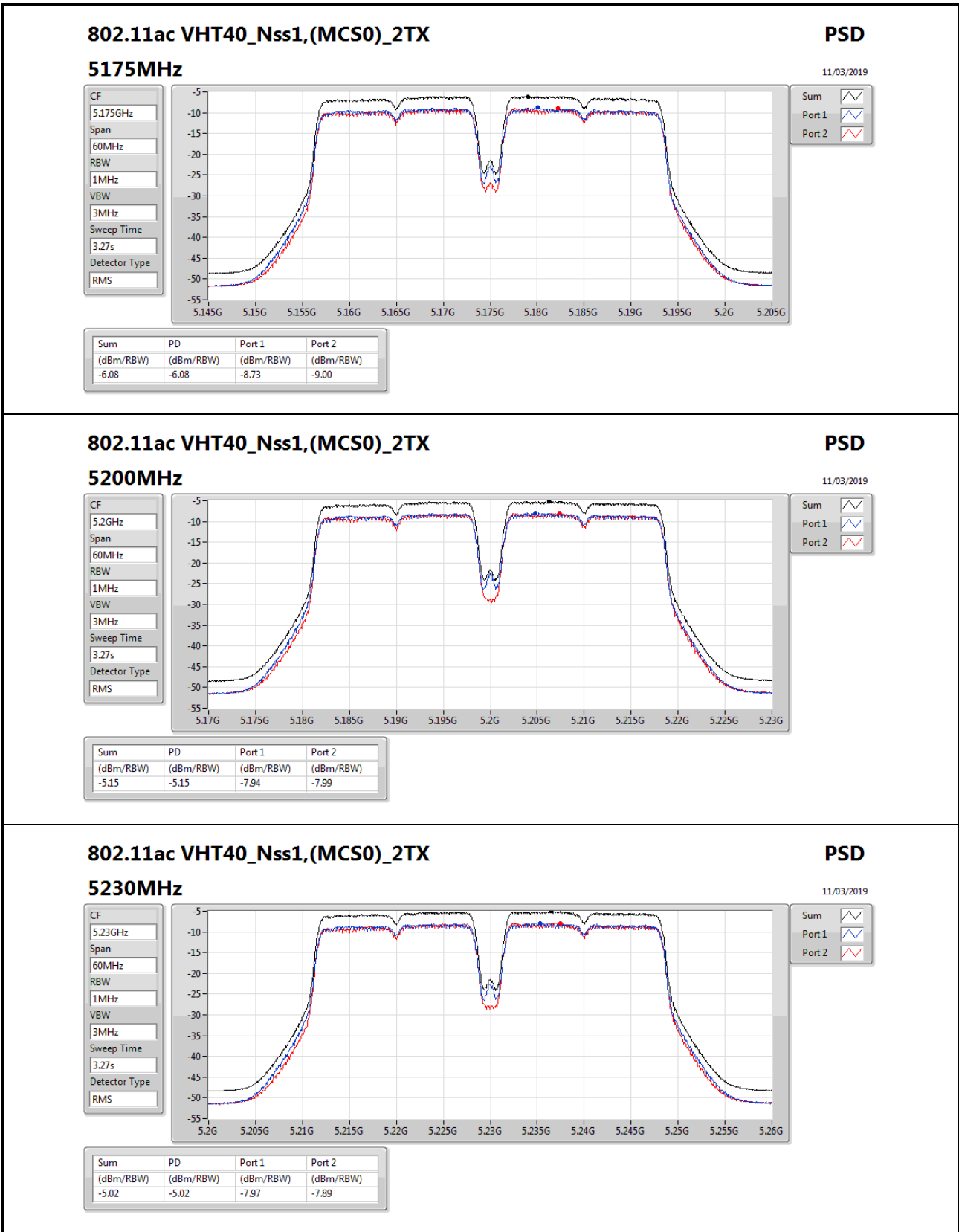
Sweep Time
3.24s

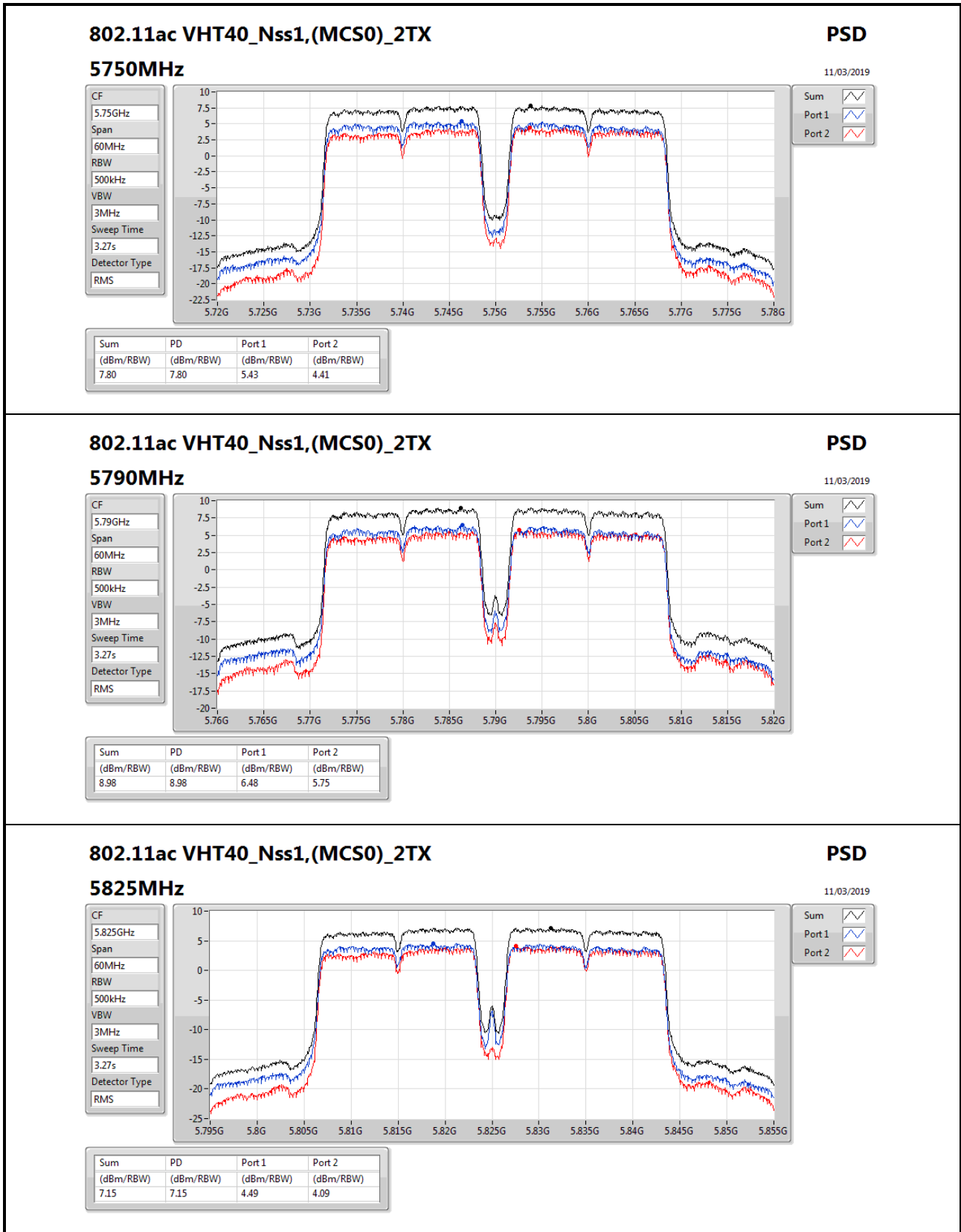
Detector Type
RMS

Sum

Port 1

Port 2





802.11ac VHT40_Nss1,(MCS0)_2TX

5825MHz

PSD

11/03/2019

CF

5.825GHz

Span

60MHz

RBW

500kHz

VBW

3MHz

Sweep Time

3.27s

Detector Type

RMS

Sum

Port 1

Port 2



Summary

Mode	PD (dBm/RBW)	EIRP PD (dBm/RBW)
5.15-5.25GHz	-	-
802.11ac VHT20_Nss1,(MCS0)_2TX	15.12	28.13
802.11ac VHT40_Nss1,(MCS0)_2TX	5.40	18.41
802.11ac VHT80_Nss1,(MCS0)_2TX	-3.19	9.82
5.725-5.85GHz	-	-
802.11ac VHT20_Nss1,(MCS0)_2TX	15.02	28.03
802.11ac VHT40_Nss1,(MCS0)_2TX	8.98	21.99
802.11ac VHT80_Nss1,(MCS0)_2TX	2.41	15.42

RBW = 500kHz for 5.725-5.85GHz band / 1MHz for other band;

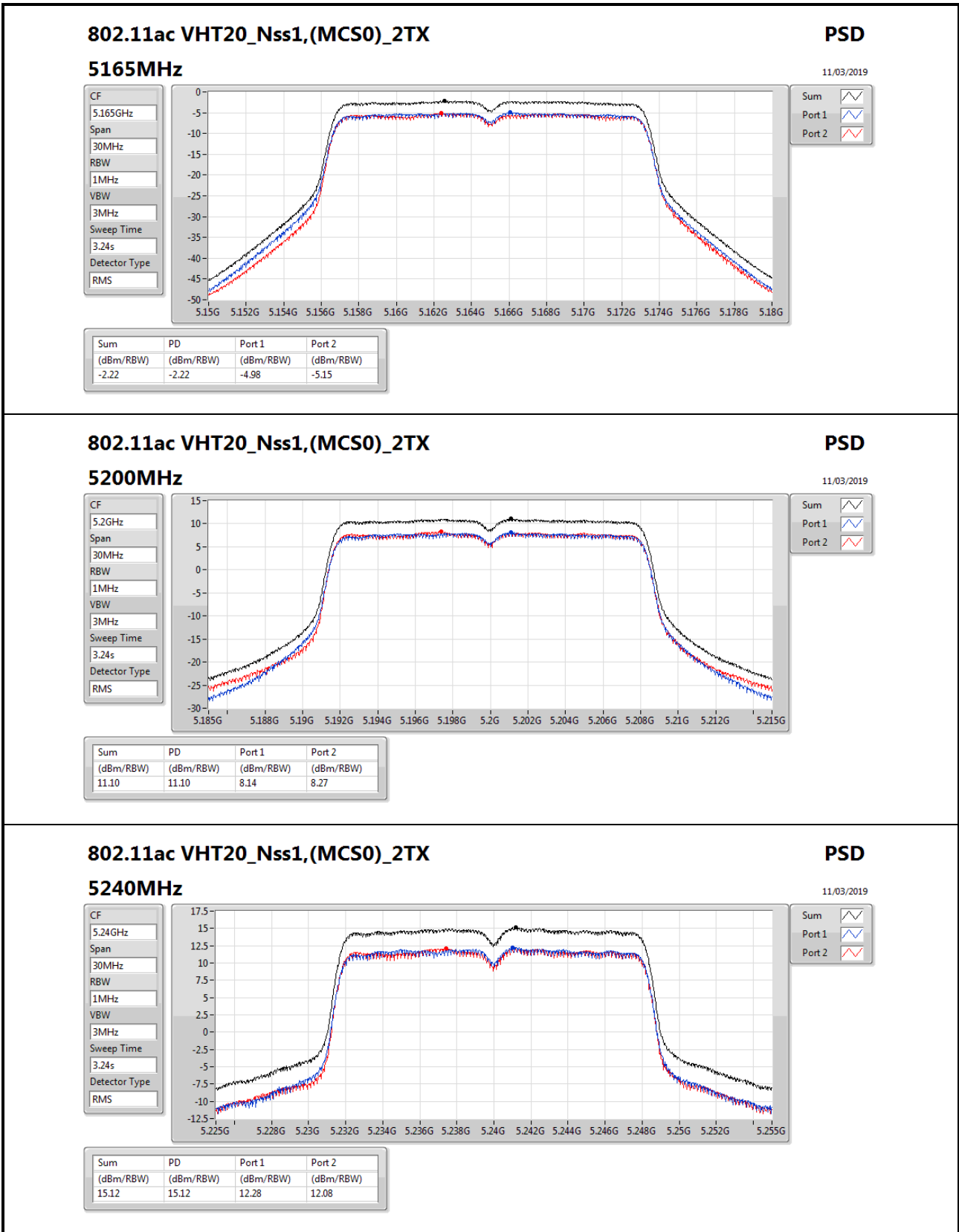


Result

Mode	Result	DG (dBi)	Port 1 (dBm/RBW)	Port 2 (dBm/RBW)	PD (dBm/RBW)	PD Limit (dBm/RBW)	EIRP PD (dBm/RBW)	EIRP PD Limit (dBm/RBW)
802.11ac VHT20_Nss1,(MCS0)_2TX	-	-	-	-	-	-	-	-
5165MHz	Pass	13.01	-4.98	-5.15	-2.22	17.00	10.79	40.00
5200MHz	Pass	13.01	8.14	8.27	11.10	17.00	24.11	40.00
5240MHz	Pass	13.01	12.28	12.08	15.12	17.00	28.13	40.00
5740MHz	Pass	13.01	11.88	11.26	14.47	30.00	27.48	Inf
5790MHz	Pass	13.01	12.34	11.92	15.02	30.00	28.03	Inf
5835MHz	Pass	13.01	11.72	10.74	14.20	30.00	27.21	Inf
802.11ac VHT40_Nss1,(MCS0)_2TX	-	-	-	-	-	-	-	-
5175MHz	Pass	13.01	-8.73	-9.00	-6.08	17.00	6.93	40.00
5200MHz	Pass	13.01	-1.36	-1.39	1.47	17.00	14.48	40.00
5230MHz	Pass	13.01	2.48	2.50	5.40	17.00	18.41	40.00
5750MHz	Pass	13.01	5.43	4.41	7.80	30.00	20.81	Inf
5790MHz	Pass	13.01	6.48	5.75	8.98	30.00	21.99	Inf
5825MHz	Pass	13.01	4.49	4.09	7.15	30.00	20.16	Inf
802.11ac VHT80_Nss1,(MCS0)_2TX	-	-	-	-	-	-	-	-
5190MHz	Pass	13.01	-16.54	-16.23	-13.48	17.00	-0.47	40.00
5200MHz	Pass	13.01	-7.89	-7.80	-4.88	17.00	8.13	40.00
5210MHz	Pass	13.01	-6.08	-6.17	-3.19	17.00	9.82	40.00
5770MHz	Pass	13.01	-0.03	-0.46	2.41	30.00	15.42	Inf
5790MHz	Pass	13.01	-0.65	-0.98	1.86	30.00	14.87	Inf
5805MHz	Pass	13.01	-0.56	-0.85	1.99	30.00	15.00	Inf

DG = Directional Gain; RBW = 500kHz for 5.725-5.85GHz band / 1MHz for other band;

PD = trace bin-by-bin of each transmits port summing can be performed maximum power density; Port X = Port Xpower density;



802.11ac VHT20_Nss1,(MCS0)_2TX

5240MHz

PSD

11/03/2019

CF
5.24GHz

Span
30MHz

RBW
1MHz

VBW
3MHz

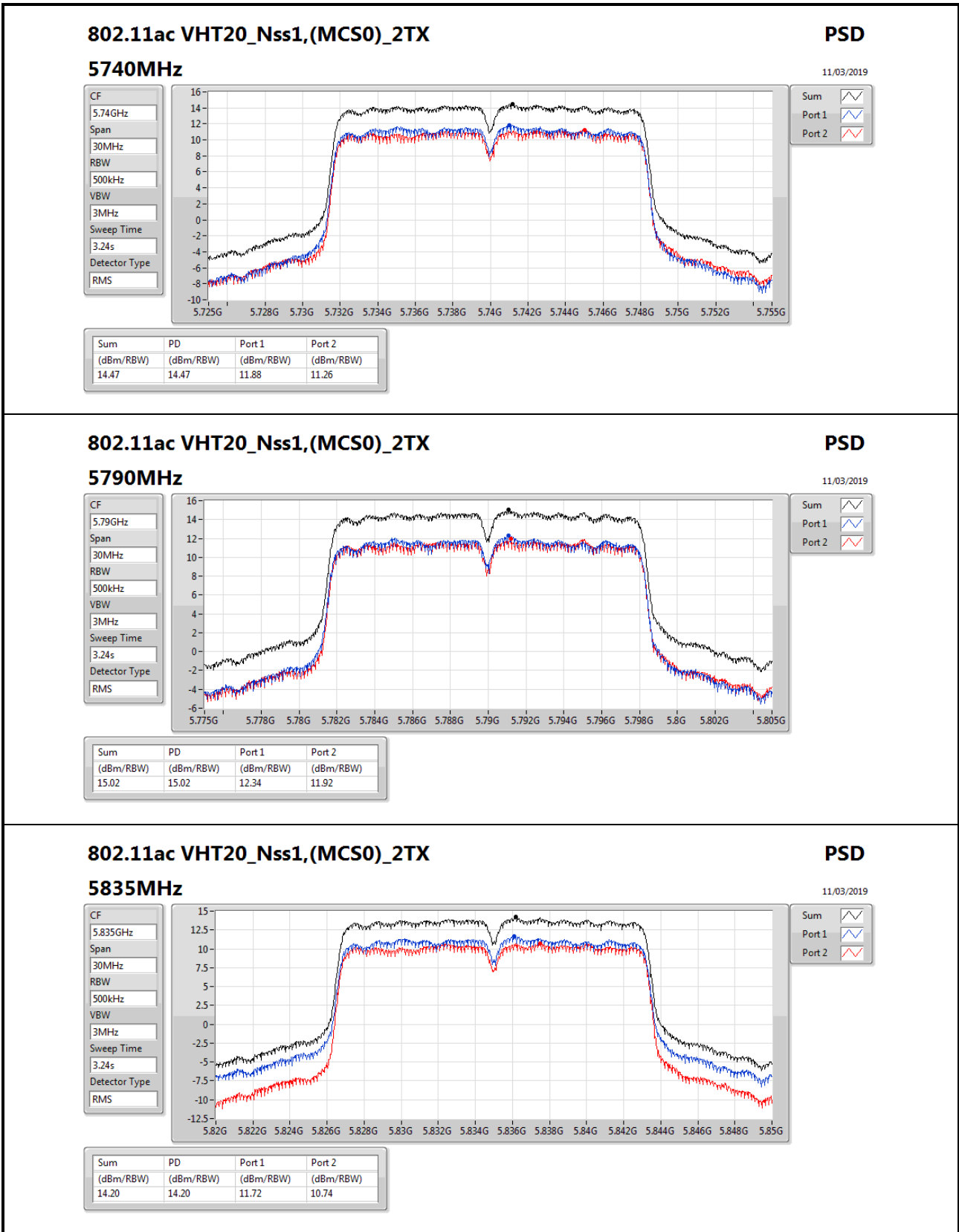
Sweep Time
3.24s

Detector Type
RMS

Sum

Port 1

Port 2



802.11ac VHT20_Nss1,(MCS0)_2TX

5835MHz

PSD

11/03/2019

CF

5.835GHz

Span

30MHz

RBW

500kHz

VBW

3MHz

Sweep Time

3.24s

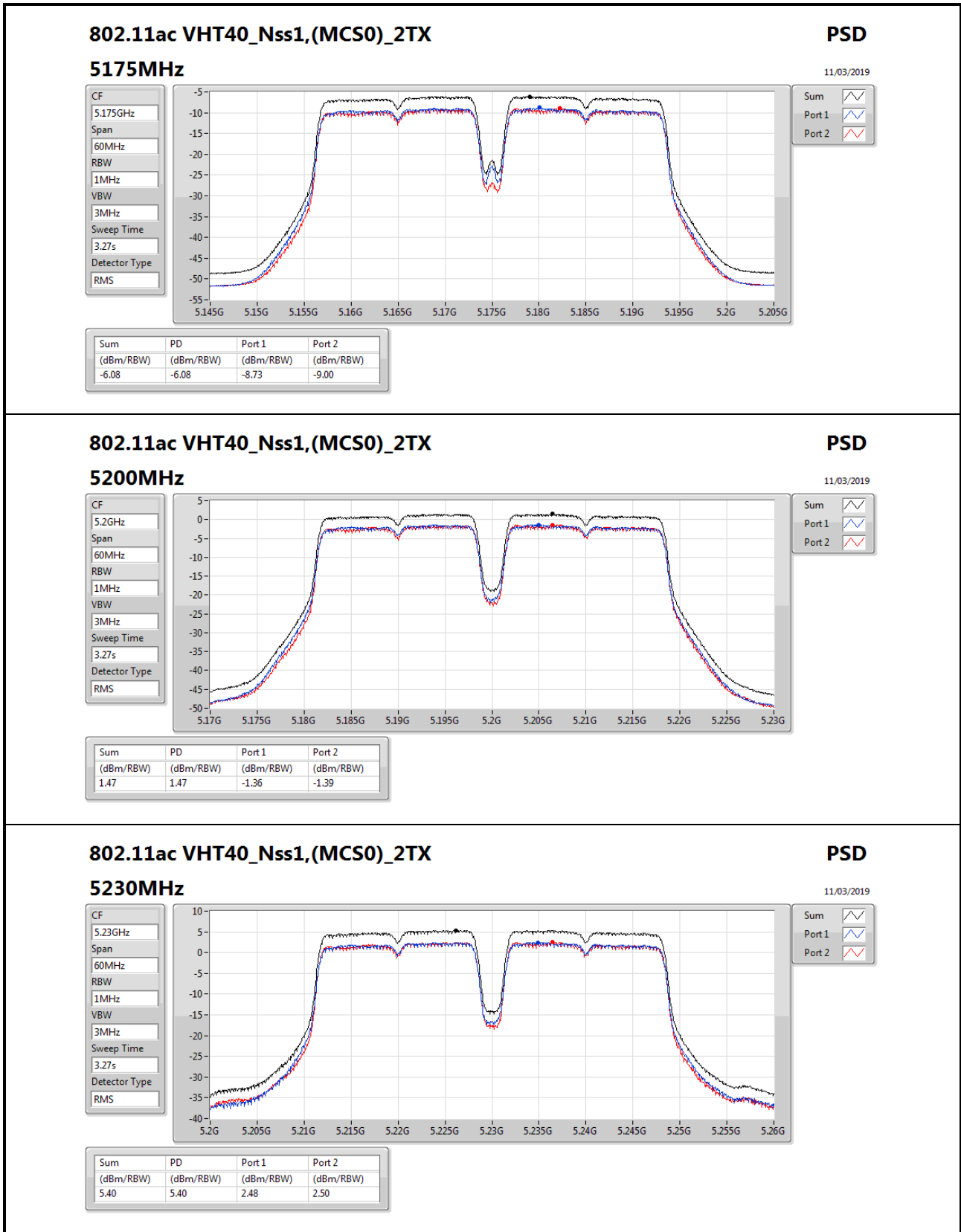
Detector Type

RMS

Sum

Port 1

Port 2



802.11ac VHT40_Nss1,(MCS0)_2TX

5230MHz

PSD
11/03/2019

CF
5.23GHz

Span
60MHz

RBW
1MHz

VBW
3MHz

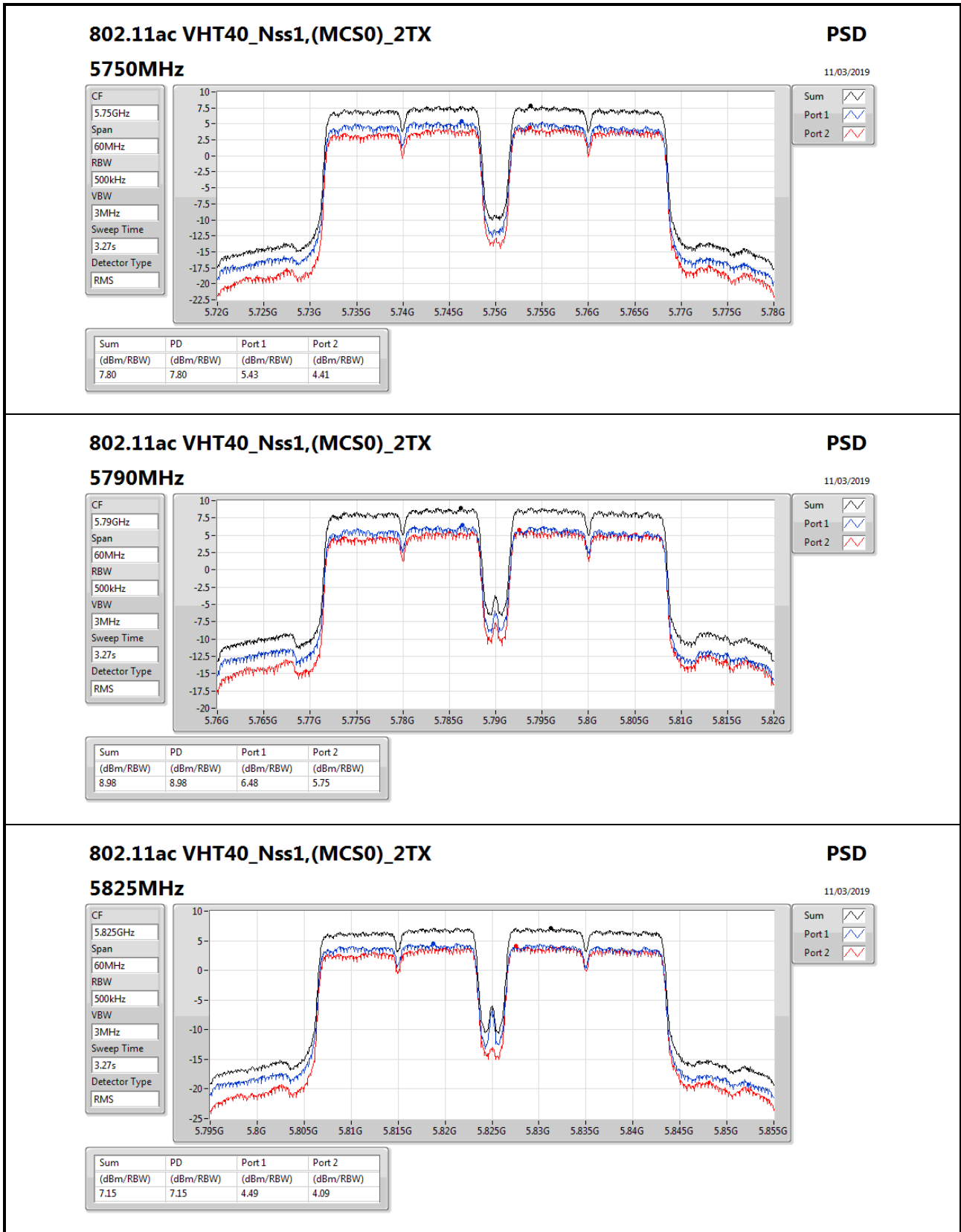
Sweep Time
3.27s

Detector Type
RMS

Sum

Port 1

Port 2



802.11ac VHT40_Nss1,(MCS0)_2TX

5825MHz

PSD

11/03/2019

CF
5.825GHz

Span
60MHz

RBW
500kHz

VBW
3MHz

Sweep Time
3.27s

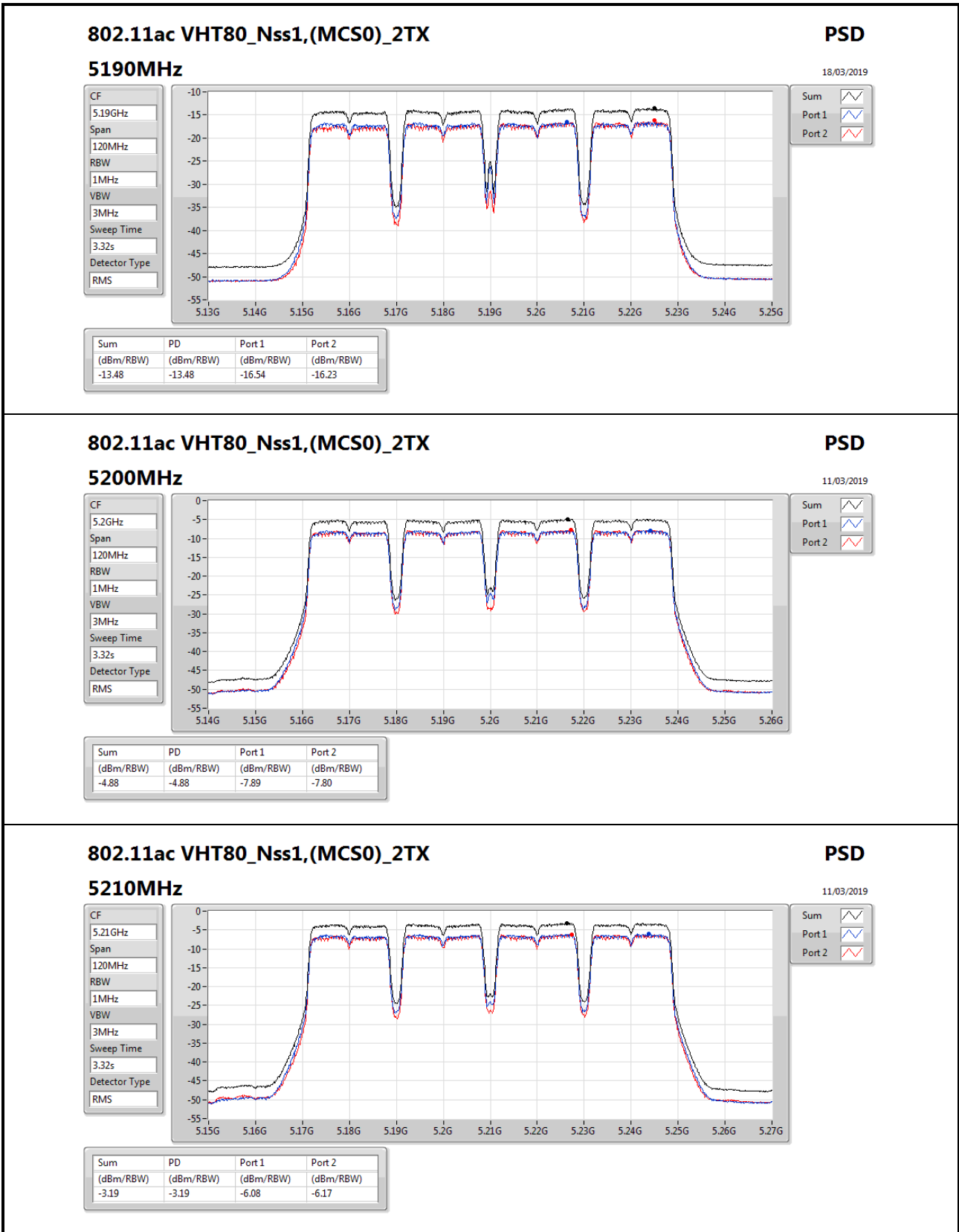
Detector Type
RMS

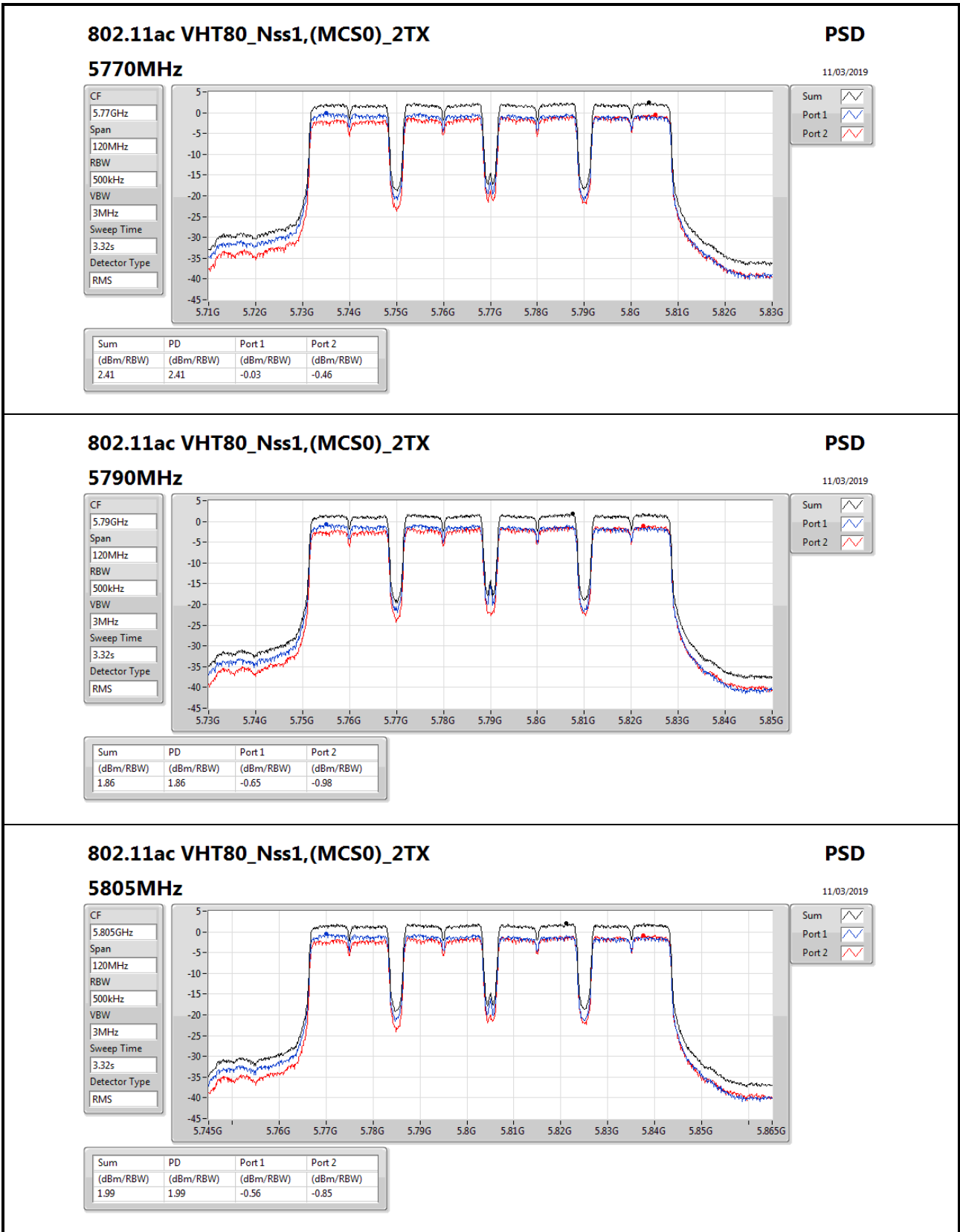
Sum

Port 1

Port 2

Sum	PD	Port 1	Port 2
(dBm/RBW)	(dBm/RBW)	(dBm/RBW)	(dBm/RBW)
7.15	7.15	4.49	4.09





802.11ac VHT80_Nss1,(MCS0)_2TX

5805MHz

PSD

11/03/2019

CF

5.805GHz

Span

120MHz

RBW

500kHz

VBW

3MHz

Sweep Time

3.32s

Detector Type

RMS

Sum

Port 1

Port 2

Sum	PD	Port 1	Port 2
(dBm/RBW)	(dBm/RBW)	(dBm/RBW)	(dBm/RBW)
1.99	1.99	-0.56	-0.85



Summary

Mode	Result	Type	Freq (Hz)	Level (dBuV/m)	Limit (dBuV/m)	Margin (dB)	Factor (dB)	Dist (m)	Condition	Azimuth (°)	Height (m)	Comments
5.725-5.85GHz	-	-	-	-	-	-	-	-	-	-	-	-
802.11ac VHT80_Nss1,(MCS0)_2TX	Pass	PK	173.56M	36.33	43.50	-7.17	-9.99	3	Horizontal	360	1.00	-



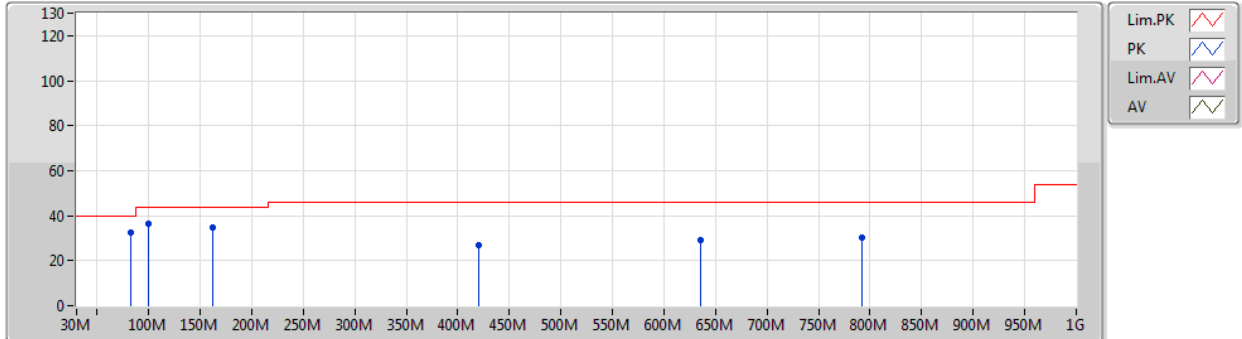
Result

Mode	Result	Type	Freq (Hz)	Level (dBuV/m)	Limit (dBuV/m)	Margin (dB)	Factor (dB)	Dist (m)	Condition	Azimuth (°)	Height (m)	Comments
802.11ac VHT80_Nss1,(MCS0)_2TX	-	-	-	-	-	-	-	-	-	-	-	-
5790MHz	Pass	PK	82.38M	32.24	40.00	-7.76	-13.12	3	Vertical	0	1.00	-
5790MHz	Pass	PK	99.84M	36.26	43.50	-7.24	-9.31	3	Vertical	0	1.00	-
5790MHz	Pass	PK	161.92M	34.50	43.50	-9.00	-9.84	3	Vertical	0	1.00	-
5790MHz	Pass	PK	419.94M	26.65	46.00	-19.35	-2.27	3	Vertical	0	1.00	-
5790MHz	Pass	PK	635.28M	29.10	46.00	-16.90	0.39	3	Vertical	0	1.00	-
5790MHz	Pass	PK	792.42M	30.27	46.00	-15.73	1.93	3	Vertical	0	1.00	-
5790MHz	Pass	PK	37.76M	31.15	40.00	-8.85	-7.03	3	Horizontal	360	1.00	-
5790MHz	Pass	PK	99.84M	33.65	43.50	-9.85	-9.31	3	Horizontal	360	1.00	-
5790MHz	Pass	PK	173.56M	36.33	43.50	-7.17	-9.99	3	Horizontal	360	1.00	-
5790MHz	Pass	PK	340.4M	25.74	46.00	-20.26	-5.07	3	Horizontal	360	1.00	-
5790MHz	Pass	PK	549.92M	27.63	46.00	-18.37	-0.24	3	Horizontal	360	1.00	-
5790MHz	Pass	PK	664.38M	29.34	46.00	-16.66	0.45	3	Horizontal	360	1.00	-

802.11ac VHT80_Nss1,(MCS0)_2TX

19/02/2019

5790MHz_PoE

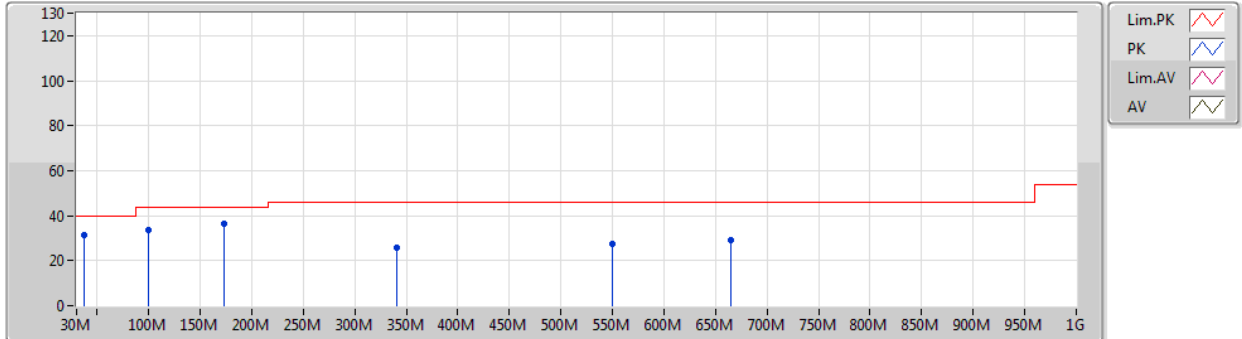


Type	Freq (Hz)	Level (dBuV/m)	Limit (dBuV/m)	Margin (dB)	Factor (dB)	Dist (m)	Condition	Azimuth (°)	Height (m)	Comment
PK	82.38M	32.24	40.00	-7.76	-13.12	3	Vertical	0	1.00	-
PK	99.84M	36.26	43.50	-7.24	-9.31	3	Vertical	0	1.00	-
PK	161.92M	34.50	43.50	-9.00	-9.84	3	Vertical	0	1.00	-
PK	419.94M	26.65	46.00	-19.35	-2.27	3	Vertical	0	1.00	-
PK	635.28M	29.10	46.00	-16.90	0.39	3	Vertical	0	1.00	-
PK	792.42M	30.27	46.00	-15.73	1.93	3	Vertical	0	1.00	-

802.11ac VHT80_Nss1,(MCS0)_2TX

19/02/2019

5790MHz_PoE



Type	Freq (Hz)	Level (dBuV/m)	Limit (dBuV/m)	Margin (dB)	Factor (dB)	Dist (m)	Condition	Azimuth (°)	Height (m)	Comment
PK	37.76M	31.15	40.00	-8.85	-7.03	3	Horizontal	360	1.00	-
PK	99.84M	33.65	43.50	-9.85	-9.31	3	Horizontal	360	1.00	-
PK	173.56M	36.33	43.50	-7.17	-9.99	3	Horizontal	360	1.00	-
PK	340.4M	25.74	46.00	-20.26	-5.07	3	Horizontal	360	1.00	-
PK	549.92M	27.63	46.00	-18.37	-0.24	3	Horizontal	360	1.00	-
PK	664.38M	29.34	46.00	-16.66	0.45	3	Horizontal	360	1.00	-



Summary

Mode	Result	Type	Freq (Hz)	Level (dBuV/m)	Limit (dBuV/m)	Margin (dB)	Factor (dB)	Dist (m)	Condition	Azimuth (°)	Height (m)	Comments
5.15-5.25GHz	-	-	-	-	-	-	-	-	-	-	-	-
802.11ac VHT20_Nss1,(MCS0)_2TX	Pass	AV	5.15G	53.76	54.00	-0.24	7.10	3	Vertical	359	1.60	-
802.11ac VHT40_Nss1,(MCS0)_2TX	Pass	AV	5.1468G	53.80	54.00	-0.20	7.10	3	Vertical	3	1.50	-
802.11ac VHT80_Nss1,(MCS0)_2TX	Pass	PK	5.15G	73.51	74.00	-0.49	2.74	3	Vertical	0	1.50	-
5.725-5.85GHz	-	-	-	-	-	-	-	-	-	-	-	-
802.11ac VHT20_Nss1,(MCS0)_2TX	Pass	PK	5.9286G	66.18	68.20	-2.02	8.50	3	Vertical	360	1.61	-
802.11ac VHT40_Nss1,(MCS0)_2TX	Pass	PK	5.9246G	68.40	68.50	-0.10	8.49	3	Vertical	359	1.50	-
802.11ac VHT80_Nss1,(MCS0)_2TX	Pass	PK	5.925G	67.49	68.20	-0.71	8.49	3	Vertical	1	1.50	-



Result

Mode	Result	Type	Freq (Hz)	Level (dBuV/m)	Limit (dBuV/m)	Margin (dB)	Factor (dB)	Dist (m)	Condition	Azimuth (°)	Height (m)	Comments
802.11ac VHT20_Nss1,(MCS0)_2TX	-	-	-	-	-	-	-	-	-	-	-	-
5165MHz	Pass	AV	5.15G	53.76	54.00	-0.24	7.10	3	Vertical	359	1.60	-
5165MHz	Pass	AV	5.1692G	97.96	Inf	-Inf	7.10	3	Vertical	359	1.60	-
5165MHz	Pass	PK	5.1498G	70.41	74.00	-3.59	7.10	3	Vertical	359	1.60	-
5165MHz	Pass	PK	5.1588G	106.18	Inf	-Inf	7.11	3	Vertical	359	1.60	-
5165MHz	Pass	AV	5.1494G	53.53	54.00	-0.47	7.10	3	Horizontal	357	1.50	-
5165MHz	Pass	AV	5.1674G	95.23	Inf	-Inf	7.10	3	Horizontal	357	1.50	-
5165MHz	Pass	PK	5.1494G	69.11	74.00	-4.89	7.10	3	Horizontal	357	1.50	-
5165MHz	Pass	PK	5.1616G	102.52	Inf	-Inf	7.11	3	Horizontal	357	1.50	-
5165MHz	Pass	AV	10.32922G	46.09	54.00	-7.91	15.83	3	Vertical	1	1.32	-
5165MHz	Pass	PK	10.32898G	55.46	74.00	-18.54	15.82	3	Vertical	1	1.32	-
5165MHz	Pass	AV	10.32886G	45.85	54.00	-8.15	15.82	3	Horizontal	227	1.86	-
5165MHz	Pass	PK	10.34392G	55.06	74.00	-18.94	15.85	3	Horizontal	227	1.86	-
5200MHz	Pass	AV	5.1496G	53.46	54.00	-0.54	7.10	3	Vertical	360	1.40	-
5200MHz	Pass	AV	5.1948G	111.57	Inf	-Inf	7.12	3	Vertical	360	1.40	-
5200MHz	Pass	PK	5.1488G	63.76	74.00	-10.24	7.10	3	Vertical	360	1.40	-
5200MHz	Pass	PK	5.194G	120.60	Inf	-Inf	7.12	3	Vertical	360	1.40	-
5200MHz	Pass	AV	5.1336G	51.61	54.00	-2.39	7.10	3	Horizontal	360	1.76	-
5200MHz	Pass	AV	5.1976G	110.21	Inf	-Inf	7.12	3	Horizontal	360	1.76	-
5200MHz	Pass	PK	5.1032G	61.32	74.00	-12.68	7.08	3	Horizontal	360	1.76	-
5200MHz	Pass	PK	5.2028G	117.75	Inf	-Inf	7.12	3	Horizontal	360	1.76	-
5200MHz	Pass	AV	10.39718G	45.53	54.00	-8.47	15.49	3	Vertical	298	1.76	-
5200MHz	Pass	PK	10.38614G	55.23	74.00	-18.77	15.47	3	Vertical	298	1.76	-
5200MHz	Pass	AV	10.38968G	45.53	54.00	-8.47	15.48	3	Horizontal	91	1.36	-
5200MHz	Pass	PK	10.41014G	55.24	74.00	-18.76	15.50	3	Horizontal	91	1.36	-
5240MHz	Pass	AV	5.15G	52.42	54.00	-1.58	7.10	3	Vertical	360	1.61	-
5240MHz	Pass	AV	5.2454G	115.73	Inf	-Inf	7.20	3	Vertical	360	1.61	-
5240MHz	Pass	AV	5.3534G	51.83	54.00	-2.17	7.41	3	Vertical	360	1.61	-
5240MHz	Pass	PK	5.1452G	62.92	74.00	-11.08	7.10	3	Vertical	360	1.61	-
5240MHz	Pass	PK	5.2448G	123.47	Inf	-Inf	7.20	3	Vertical	360	1.61	-
5240MHz	Pass	PK	5.3516G	62.18	74.00	-11.82	7.40	3	Vertical	360	1.61	-
5240MHz	Pass	AV	5.126G	51.40	54.00	-2.60	7.10	3	Horizontal	360	1.70	-
5240MHz	Pass	AV	5.2376G	113.50	Inf	-Inf	7.18	3	Horizontal	360	1.70	-
5240MHz	Pass	AV	5.357G	51.24	54.00	-2.76	7.41	3	Horizontal	360	1.70	-
5240MHz	Pass	PK	5.1062G	60.55	74.00	-13.45	7.08	3	Horizontal	360	1.70	-
5240MHz	Pass	PK	5.2376G	120.64	Inf	-Inf	7.18	3	Horizontal	360	1.70	-
5240MHz	Pass	PK	5.3516G	60.28	74.00	-13.72	7.40	3	Horizontal	360	1.70	-
5240MHz	Pass	AV	10.49122G	45.70	54.00	-8.30	16.07	3	Vertical	110	1.57	-
5240MHz	Pass	PK	10.4686G	55.37	74.00	-18.63	16.03	3	Vertical	110	1.57	-
5240MHz	Pass	AV	10.47406G	46.05	54.00	-7.95	16.04	3	Horizontal	272	1.01	-
5240MHz	Pass	PK	10.49068G	55.37	74.00	-18.63	16.07	3	Horizontal	272	1.01	-
5740MHz	Pass	AV	5.7436G	115.85	Inf	-Inf	8.12	3	Vertical	360	1.69	-
5740MHz	Pass	PK	5.6488G	65.14	68.20	-3.06	7.93	3	Vertical	360	1.69	-
5740MHz	Pass	PK	5.7448G	123.50	Inf	-Inf	8.12	3	Vertical	360	1.69	-
5740MHz	Pass	PK	5.938G	61.22	68.20	-6.98	8.52	3	Vertical	360	1.69	-
5740MHz	Pass	AV	5.7412G	112.29	Inf	-Inf	8.12	3	Horizontal	360	1.50	-
5740MHz	Pass	PK	5.6476G	64.23	68.20	-3.97	7.93	3	Horizontal	360	1.50	-
5740MHz	Pass	PK	5.7472G	120.11	Inf	-Inf	8.13	3	Horizontal	360	1.50	-



RSE TX above 1GHz Result

Appendix E.2

Mode	Result	Type	Freq (Hz)	Level (dBuV/m)	Limit (dBuV/m)	Margin (dB)	Factor (dB)	Dist (m)	Condition	Azimuth (°)	Height (m)	Comments
5740MHz	Pass	PK	5.9836G	61.45	68.20	-6.75	8.61	3	Horizontal	360	1.50	-
5740MHz	Pass	AV	11.4698G	45.05	54.00	-8.95	16.59	3	Vertical	75	1.44	-
5740MHz	Pass	PK	11.46512G	54.37	74.00	-19.63	16.59	3	Vertical	75	1.44	-
5740MHz	Pass	AV	11.47022G	45.06	54.00	-8.94	16.59	3	Horizontal	346	1.88	-
5740MHz	Pass	PK	11.47196G	53.89	74.00	-20.11	16.58	3	Horizontal	346	1.88	-
5790MHz	Pass	AV	5.7852G	115.23	Inf	-Inf	8.21	3	Vertical	2	1.50	-
5790MHz	Pass	PK	5.6088G	61.28	68.20	-6.92	7.84	3	Vertical	2	1.50	-
5790MHz	Pass	PK	5.7948G	123.10	Inf	-Inf	8.22	3	Vertical	2	1.50	-
5790MHz	Pass	PK	5.9256G	61.67	68.20	-6.53	8.50	3	Vertical	2	1.50	-
5790MHz	Pass	AV	5.7912G	111.15	Inf	-Inf	8.12	3	Horizontal	357	1.40	-
5790MHz	Pass	PK	5.646G	60.87	68.20	-7.33	7.82	3	Horizontal	357	1.40	-
5790MHz	Pass	PK	5.7912G	118.44	Inf	-Inf	8.12	3	Horizontal	357	1.40	-
5790MHz	Pass	PK	5.9868G	61.27	68.20	-6.93	8.52	3	Horizontal	357	1.40	-
5790MHz	Pass	AV	11.5848G	45.40	54.00	-8.60	16.53	3	Vertical	181	2.33	-
5790MHz	Pass	PK	11.58204G	54.83	74.00	-19.17	16.53	3	Vertical	181	2.33	-
5790MHz	Pass	AV	11.582G	46.89	54.00	-7.11	16.53	3	Horizontal	243	1.17	-
5790MHz	Pass	PK	11.58236G	56.11	74.00	-17.89	16.53	3	Horizontal	243	1.17	-
5835MHz	Pass	AV	5.8386G	114.04	Inf	-Inf	8.32	3	Vertical	360	1.61	-
5835MHz	Pass	PK	5.5914G	60.58	68.20	-7.62	7.80	3	Vertical	360	1.61	-
5835MHz	Pass	PK	5.8398G	122.57	Inf	-Inf	8.33	3	Vertical	360	1.61	-
5835MHz	Pass	PK	5.9286G	66.18	68.20	-2.02	8.50	3	Vertical	360	1.61	-
5835MHz	Pass	AV	5.8374G	111.34	Inf	-Inf	8.22	3	Horizontal	359	1.50	-
5835MHz	Pass	PK	5.5806G	60.10	68.20	-8.10	7.69	3	Horizontal	359	1.50	-
5835MHz	Pass	PK	5.8362G	119.13	Inf	-Inf	8.21	3	Horizontal	359	1.50	-
5835MHz	Pass	PK	5.9274G	62.78	68.20	-5.42	8.40	3	Horizontal	359	1.50	-
5835MHz	Pass	AV	11.65812G	44.14	54.00	-9.86	16.49	3	Vertical	223	1.35	-
5835MHz	Pass	PK	11.68404G	53.39	74.00	-20.61	16.48	3	Vertical	223	1.35	-
5835MHz	Pass	AV	11.67336G	44.26	54.00	-9.74	16.48	3	Horizontal	263	1.47	-
5835MHz	Pass	PK	11.6751G	53.62	74.00	-20.38	16.49	3	Horizontal	263	1.47	-
802.11ac VHT40_Nss1,(MCS0)_2TX	-	-	-	-	-	-	-	-	-	-	-	-
5175MHz	Pass	AV	5.1494G	53.70	54.00	-0.30	7.10	3	Vertical	360	1.59	-
5175MHz	Pass	AV	5.179G	94.96	Inf	-Inf	7.12	3	Vertical	360	1.59	-
5175MHz	Pass	PK	5.1498G	66.75	74.00	-7.25	7.10	3	Vertical	360	1.59	-
5175MHz	Pass	PK	5.1798G	102.67	Inf	-Inf	7.12	3	Vertical	360	1.59	-
5175MHz	Pass	AV	5.1498G	51.70	54.00	-2.30	7.10	3	Horizontal	359	1.68	-
5175MHz	Pass	AV	5.1722G	92.73	Inf	-Inf	7.10	3	Horizontal	359	1.68	-
5175MHz	Pass	PK	5.1494G	63.76	74.00	-10.24	7.10	3	Horizontal	359	1.68	-
5175MHz	Pass	PK	5.1614G	100.22	Inf	-Inf	7.11	3	Horizontal	359	1.68	-
5175MHz	Pass	AV	10.341G	46.05	54.00	-7.95	15.85	3	Vertical	200	1.87	-
5175MHz	Pass	PK	10.33554G	55.53	74.00	-18.47	15.83	3	Vertical	200	1.87	-
5175MHz	Pass	AV	10.33986G	45.83	54.00	-8.17	15.85	3	Horizontal	234	2.02	-
5175MHz	Pass	PK	10.3413G	55.18	74.00	-18.82	15.85	3	Horizontal	234	2.02	-
5200MHz	Pass	AV	5.1468G	53.80	54.00	-0.20	7.10	3	Vertical	3	1.50	-
5200MHz	Pass	AV	5.204G	102.60	Inf	-Inf	7.12	3	Vertical	3	1.50	-
5200MHz	Pass	PK	5.15G	66.15	74.00	-7.85	7.10	3	Vertical	3	1.50	-
5200MHz	Pass	PK	5.2048G	110.46	Inf	-Inf	7.13	3	Vertical	3	1.50	-
5200MHz	Pass	AV	5.142G	51.95	54.00	-2.05	7.10	3	Horizontal	356	1.74	-
5200MHz	Pass	AV	5.208G	100.47	Inf	-Inf	7.13	3	Horizontal	356	1.74	-
5200MHz	Pass	PK	5.1364G	62.27	74.00	-11.73	7.10	3	Horizontal	356	1.74	-



RSE TX above 1GHz Result

Appendix E.2

Mode	Result	Type	Freq (Hz)	Level (dBuV/m)	Limit (dBuV/m)	Margin (dB)	Factor (dB)	Dist (m)	Condition	Azimuth (°)	Height (m)	Comments
5200MHz	Pass	PK	5.1928G	108.08	Inf	-Inf	7.12	3	Horizontal	356	1.74	-
5200MHz	Pass	AV	10.394G	46.01	54.00	-7.99	15.92	3	Vertical	99	1.85	-
5200MHz	Pass	PK	10.39004G	55.69	74.00	-18.31	15.92	3	Vertical	99	1.85	-
5200MHz	Pass	AV	10.39348G	46.08	54.00	-7.92	15.92	3	Horizontal	100	1.50	-
5200MHz	Pass	PK	10.40396G	55.50	74.00	-18.50	15.94	3	Horizontal	100	1.50	-
5230MHz	Pass	AV	5.1492G	53.08	54.00	-0.92	7.10	3	Vertical	359	1.54	-
5230MHz	Pass	AV	5.2344G	105.73	Inf	-Inf	7.18	3	Vertical	359	1.54	-
5230MHz	Pass	PK	5.1492G	65.26	74.00	-8.74	7.10	3	Vertical	359	1.54	-
5230MHz	Pass	PK	5.234G	113.98	Inf	-Inf	7.18	3	Vertical	359	1.54	-
5230MHz	Pass	AV	5.1468G	51.98	54.00	-2.02	7.10	3	Horizontal	359	1.71	-
5230MHz	Pass	AV	5.2376G	103.43	Inf	-Inf	7.18	3	Horizontal	359	1.71	-
5230MHz	Pass	PK	5.1496G	61.27	74.00	-12.73	7.10	3	Horizontal	359	1.71	-
5230MHz	Pass	PK	5.2228G	110.42	Inf	-Inf	7.16	3	Horizontal	359	1.71	-
5230MHz	Pass	AV	10.47212G	46.04	54.00	-7.96	16.04	3	Vertical	334	1.03	-
5230MHz	Pass	PK	10.46864G	55.15	74.00	-18.85	16.03	3	Vertical	334	1.03	-
5230MHz	Pass	AV	10.47242G	46.12	54.00	-7.88	16.04	3	Horizontal	6	1.97	-
5230MHz	Pass	PK	10.4729G	55.80	74.00	-18.20	16.04	3	Horizontal	6	1.97	-
5750MHz	Pass	AV	5.7548G	108.73	Inf	-Inf	8.15	3	Vertical	359	1.50	-
5750MHz	Pass	PK	5.654G	70.58	71.16	-0.58	7.94	3	Vertical	359	1.50	-
5750MHz	Pass	PK	5.7548G	116.45	Inf	-Inf	8.15	3	Vertical	359	1.50	-
5750MHz	Pass	PK	5.9864G	61.19	68.20	-7.01	8.62	3	Vertical	359	1.50	-
5750MHz	Pass	AV	5.7464G	107.05	Inf	-Inf	8.12	3	Horizontal	359	1.50	-
5750MHz	Pass	PK	5.6516G	68.65	69.38	-0.73	7.92	3	Horizontal	359	1.50	-
5750MHz	Pass	PK	5.7464G	114.53	Inf	-Inf	8.12	3	Horizontal	359	1.50	-
5750MHz	Pass	PK	5.942G	61.39	68.20	-6.81	8.53	3	Horizontal	359	1.50	-
5750MHz	Pass	AV	11.50972G	44.46	54.00	-9.54	16.57	3	Vertical	263	1.75	-
5750MHz	Pass	PK	11.49568G	53.56	74.00	-20.44	16.58	3	Vertical	263	1.75	-
5750MHz	Pass	AV	11.5102G	44.36	54.00	-9.64	16.57	3	Horizontal	128	1.06	-
5750MHz	Pass	PK	11.49994G	53.42	74.00	-20.58	16.57	3	Horizontal	128	1.06	-
5790MHz	Pass	AV	5.7948G	109.95	Inf	-Inf	8.22	3	Vertical	356	1.46	-
5790MHz	Pass	PK	5.6496G	65.20	68.20	-3.00	7.93	3	Vertical	356	1.46	-
5790MHz	Pass	PK	5.7852G	117.46	Inf	-Inf	8.21	3	Vertical	356	1.46	-
5790MHz	Pass	PK	5.9256G	67.50	68.20	-0.70	8.50	3	Vertical	356	1.46	-
5790MHz	Pass	AV	5.7876G	107.86	Inf	-Inf	8.11	3	Horizontal	358	1.75	-
5790MHz	Pass	PK	5.6448G	67.26	68.20	-0.94	7.82	3	Horizontal	358	1.75	-
5790MHz	Pass	PK	5.7876G	115.43	Inf	-Inf	8.11	3	Horizontal	358	1.75	-
5790MHz	Pass	PK	5.9256G	65.87	68.20	-2.33	8.40	3	Horizontal	358	1.75	-
5790MHz	Pass	AV	11.58576G	45.14	54.00	-8.86	16.53	3	Vertical	106	1.38	-
5790MHz	Pass	PK	11.57364G	55.26	74.00	-18.74	16.53	3	Vertical	106	1.38	-
5790MHz	Pass	AV	11.58696G	45.47	54.00	-8.53	16.53	3	Horizontal	77	2.37	-
5790MHz	Pass	PK	11.57384G	55.28	74.00	-18.72	16.53	3	Horizontal	77	2.37	-
5825MHz	Pass	AV	5.8298G	107.22	Inf	-Inf	8.30	3	Vertical	359	1.50	-
5825MHz	Pass	PK	5.6498G	60.92	68.20	-7.28	7.93	3	Vertical	359	1.50	-
5825MHz	Pass	PK	5.8394G	114.77	Inf	-Inf	8.33	3	Vertical	359	1.50	-
5825MHz	Pass	PK	5.9246G	68.40	68.50	-0.10	8.49	3	Vertical	359	1.50	-
5825MHz	Pass	AV	5.8214G	106.22	Inf	-Inf	8.28	3	Horizontal	358	1.50	-
5825MHz	Pass	PK	5.5814G	60.74	68.20	-7.46	7.79	3	Horizontal	358	1.50	-
5825MHz	Pass	PK	5.8226G	113.35	Inf	-Inf	8.28	3	Horizontal	358	1.50	-
5825MHz	Pass	PK	5.9258G	64.87	68.20	-3.33	8.50	3	Horizontal	358	1.50	-



RSE TX above 1GHz Result

Appendix E.2

Mode	Result	Type	Freq (Hz)	Level (dBuV/m)	Limit (dBuV/m)	Margin (dB)	Factor (dB)	Dist (m)	Condition	Azimuth (°)	Height (m)	Comments
5825MHz	Pass	AV	11.49286G	44.61	54.00	-9.39	16.58	3	Vertical	228	1.79	-
5825MHz	Pass	PK	11.4964G	54.39	74.00	-19.61	16.57	3	Vertical	228	1.79	-
5825MHz	Pass	AV	11.49532G	44.23	54.00	-9.77	16.58	3	Horizontal	342	1.26	-
5825MHz	Pass	PK	11.491G	54.00	74.00	-20.00	16.57	3	Horizontal	342	1.26	-
802.11ac VHT80_Nss1_(MCS0)_2TX	-	-	-	-	-	-	-	-	-	-	-	-
5190MHz	Pass	AV	5.15G	52.73	54.00	-1.27	2.74	3	Vertical	0	1.50	-
5190MHz	Pass	AV	5.214G	85.91	Inf	-Inf	2.82	3	Vertical	0	1.50	-
5190MHz	Pass	AV	5.431G	45.18	54.00	-8.82	3.06	3	Vertical	0	1.50	-
5190MHz	Pass	PK	5.15G	73.51	74.00	-0.49	2.74	3	Vertical	0	1.50	-
5190MHz	Pass	PK	5.174G	95.44	Inf	-Inf	2.76	3	Vertical	0	1.50	-
5190MHz	Pass	PK	5.422G	56.09	74.00	-17.91	3.06	3	Vertical	0	1.50	-
5190MHz	Pass	AV	5.15G	51.42	54.00	-2.58	2.74	3	Horizontal	0	1.52	-
5190MHz	Pass	AV	5.206G	82.29	Inf	-Inf	2.80	3	Horizontal	0	1.52	-
5190MHz	Pass	AV	5.414G	45.38	54.00	-8.62	3.05	3	Horizontal	0	1.52	-
5190MHz	Pass	PK	5.15G	73.48	74.00	-0.52	2.74	3	Horizontal	0	1.52	-
5190MHz	Pass	PK	5.222G	91.57	Inf	-Inf	2.83	3	Horizontal	0	1.52	-
5190MHz	Pass	PK	5.406G	55.16	74.00	-18.84	3.03	3	Horizontal	0	1.52	-
5190MHz	Pass	AV	10.37268G	44.23	54.00	-9.77	12.66	3	Vertical	110	1.50	-
5190MHz	Pass	PK	10.3752G	54.49	74.00	-19.51	12.67	3	Vertical	110	1.50	-
5190MHz	Pass	AV	10.37862G	43.63	54.00	-10.37	12.67	3	Horizontal	155	1.50	-
5190MHz	Pass	PK	10.37304G	55.06	74.00	-18.94	12.66	3	Horizontal	155	1.50	-
5200MHz	Pass	AV	5.148G	53.45	54.00	-0.55	7.10	3	Vertical	359	1.85	-
5200MHz	Pass	AV	5.2148G	96.58	Inf	-Inf	7.15	3	Vertical	359	1.85	-
5200MHz	Pass	PK	5.1496G	65.05	74.00	-8.95	7.10	3	Vertical	359	1.85	-
5200MHz	Pass	PK	5.204G	104.84	Inf	-Inf	7.12	3	Vertical	359	1.85	-
5200MHz	Pass	AV	5.1472G	51.69	54.00	-2.31	7.10	3	Horizontal	355	1.74	-
5200MHz	Pass	AV	5.2328G	94.89	Inf	-Inf	7.18	3	Horizontal	355	1.74	-
5200MHz	Pass	PK	5.1468G	62.65	74.00	-11.35	7.10	3	Horizontal	355	1.74	-
5200MHz	Pass	PK	5.2328G	102.63	Inf	-Inf	7.18	3	Horizontal	355	1.74	-
5200MHz	Pass	AV	10.39934G	46.08	54.00	-7.92	15.94	3	Vertical	112	1.87	-
5200MHz	Pass	PK	10.39022G	55.21	74.00	-18.79	15.92	3	Vertical	112	1.87	-
5200MHz	Pass	AV	10.4006G	46.01	54.00	-7.99	15.94	3	Horizontal	157	1.52	-
5200MHz	Pass	PK	10.4126G	55.12	74.00	-18.88	15.96	3	Horizontal	157	1.52	-
5210MHz	Pass	AV	5.122G	53.26	54.00	-0.74	7.08	3	Vertical	353	1.69	-
5210MHz	Pass	AV	5.195G	97.36	Inf	-Inf	7.12	3	Vertical	353	1.69	-
5210MHz	Pass	AV	5.353G	51.38	54.00	-2.62	7.41	3	Vertical	353	1.69	-
5210MHz	Pass	PK	5.15G	63.10	74.00	-10.90	7.10	3	Vertical	353	1.69	-
5210MHz	Pass	PK	5.214G	105.46	Inf	-Inf	7.15	3	Vertical	353	1.69	-
5210MHz	Pass	PK	5.354G	60.36	74.00	-13.64	7.41	3	Vertical	353	1.69	-
5210MHz	Pass	AV	5.133G	52.19	54.00	-1.81	7.10	3	Horizontal	359	1.67	-
5210MHz	Pass	AV	5.243G	95.48	Inf	-Inf	7.20	3	Horizontal	359	1.67	-
5210MHz	Pass	AV	5.41G	51.49	54.00	-2.51	7.52	3	Horizontal	359	1.67	-
5210MHz	Pass	PK	5.12G	62.21	74.00	-11.79	7.08	3	Horizontal	359	1.67	-
5210MHz	Pass	PK	5.243G	103.22	Inf	-Inf	7.20	3	Horizontal	359	1.67	-
5210MHz	Pass	PK	5.383G	60.50	74.00	-13.50	7.47	3	Horizontal	359	1.67	-
5210MHz	Pass	AV	10.40992G	46.15	54.00	-7.85	15.95	3	Vertical	250	1.54	-
5210MHz	Pass	PK	10.43062G	55.04	74.00	-18.96	15.98	3	Vertical	250	1.54	-
5210MHz	Pass	AV	10.43008G	45.80	54.00	-8.20	15.98	3	Horizontal	260	1.52	-
5210MHz	Pass	PK	10.41766G	55.05	74.00	-18.95	15.95	3	Horizontal	260	1.52	-



RSE TX above 1GHz Result

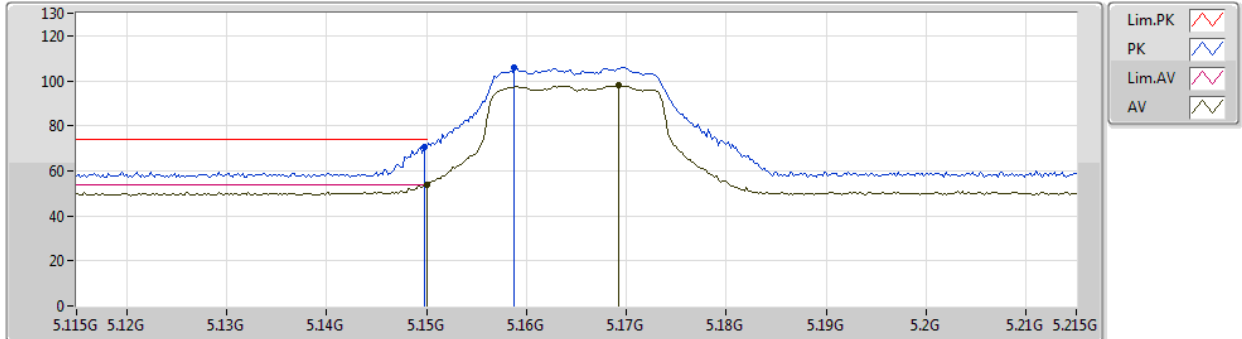
Appendix E.2

Mode	Result	Type	Freq (Hz)	Level (dBuV/m)	Limit (dBuV/m)	Margin (dB)	Factor (dB)	Dist (m)	Condition	Azimuth (°)	Height (m)	Comments
5770MHz	Pass	AV	5.7544G	103.47	Inf	-Inf	8.15	3	Vertical	360	1.66	-
5770MHz	Pass	PK	5.6488G	67.36	68.20	-0.84	7.93	3	Vertical	360	1.66	-
5770MHz	Pass	PK	5.7544G	111.27	Inf	-Inf	8.15	3	Vertical	360	1.66	-
5770MHz	Pass	PK	5.9248G	64.21	68.35	-4.14	8.49	3	Vertical	360	1.66	-
5770MHz	Pass	AV	5.7868G	102.04	Inf	-Inf	8.22	3	Horizontal	350	1.58	-
5770MHz	Pass	PK	5.6512G	68.07	69.09	-1.02	7.92	3	Horizontal	350	1.58	-
5770MHz	Pass	PK	5.7964G	109.89	Inf	-Inf	8.23	3	Horizontal	350	1.58	-
5770MHz	Pass	PK	5.932G	63.27	68.20	-4.93	8.51	3	Horizontal	350	1.58	-
5770MHz	Pass	AV	11.53418G	44.23	54.00	-9.77	16.55	3	Vertical	216	1.95	-
5770MHz	Pass	PK	11.52824G	53.32	74.00	-20.68	16.56	3	Vertical	216	1.95	-
5770MHz	Pass	AV	11.52584G	44.21	54.00	-9.79	16.56	3	Horizontal	264	2.33	-
5770MHz	Pass	PK	11.54198G	53.00	74.00	-21.00	16.56	3	Horizontal	264	2.33	-
5790MHz	Pass	AV	5.804G	102.92	Inf	-Inf	10.26	3	Vertical	359	1.57	-
5790MHz	Pass	PK	5.643G	67.48	68.20	-0.72	10.03	3	Vertical	359	1.57	-
5790MHz	Pass	PK	5.775G	111.30	Inf	-Inf	10.22	3	Vertical	359	1.57	-
5790MHz	Pass	PK	5.925G	66.15	68.20	-2.05	10.44	3	Vertical	359	1.57	-
5790MHz	Pass	AV	5.787G	100.22	Inf	-Inf	8.12	3	Horizontal	0	1.62	-
5790MHz	Pass	PK	5.636G	66.29	68.20	-1.91	7.80	3	Horizontal	0	1.62	-
5790MHz	Pass	PK	5.756G	107.55	Inf	-Inf	8.05	3	Horizontal	0	1.62	-
5790MHz	Pass	PK	5.932G	63.03	68.20	-5.17	8.41	3	Horizontal	0	1.62	-
5790MHz	Pass	AV	11.56758G	45.01	54.00	-8.99	16.54	3	Vertical	238	1.23	-
5790MHz	Pass	PK	11.58222G	54.41	74.00	-19.59	16.53	3	Vertical	238	1.23	-
5790MHz	Pass	AV	11.58594G	45.14	54.00	-8.86	16.53	3	Horizontal	173	1.41	-
5790MHz	Pass	PK	11.57004G	54.86	74.00	-19.14	16.54	3	Horizontal	173	1.41	-
5805MHz	Pass	AV	5.769G	102.63	Inf	-Inf	8.18	3	Vertical	1	1.50	-
5805MHz	Pass	PK	5.649G	65.46	68.20	-2.74	7.93	3	Vertical	1	1.50	-
5805MHz	Pass	PK	5.769G	110.72	Inf	-Inf	8.18	3	Vertical	1	1.50	-
5805MHz	Pass	PK	5.925G	67.49	68.20	-0.71	8.49	3	Vertical	1	1.50	-
5805MHz	Pass	AV	5.7714G	101.77	Inf	-Inf	8.18	3	Horizontal	358	1.45	-
5805MHz	Pass	PK	5.6502G	66.85	68.35	-1.50	7.92	3	Horizontal	358	1.45	-
5805MHz	Pass	PK	5.787G	109.59	Inf	-Inf	8.22	3	Horizontal	358	1.45	-
5805MHz	Pass	PK	5.9262G	64.56	68.20	-3.64	8.50	3	Horizontal	358	1.45	-
5805MHz	Pass	AV	11.60304G	44.48	54.00	-9.52	16.52	3	Vertical	248	1.50	-
5805MHz	Pass	PK	11.62248G	53.88	74.00	-20.12	16.50	3	Vertical	248	1.50	-
5805MHz	Pass	AV	11.6211G	44.46	54.00	-9.54	16.50	3	Horizontal	360	1.50	-
5805MHz	Pass	PK	11.6214G	53.83	74.00	-20.17	16.50	3	Horizontal	360	1.50	-

802.11ac VHT20_Nss1,(MCS0)_2TX

08/03/2019

5165MHz_TX

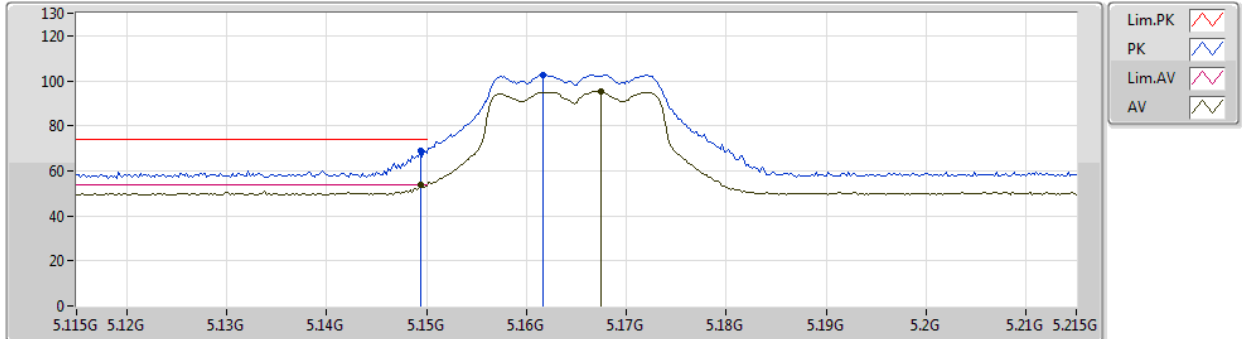


Type	Freq (Hz)	Level (dBuV/m)	Limit (dBuV/m)	Margin (dB)	Factor (dB)	Dist (m)	Condition	Azimuth (°)	Height (m)	Comment
AV	5.15G	53.76	54.00	-0.24	7.10	3	Vertical	359	1.60	-
AV	5.1692G	97.96	Inf	-Inf	7.10	3	Vertical	359	1.60	-
PK	5.1498G	70.41	74.00	-3.59	7.10	3	Vertical	359	1.60	-
PK	5.1588G	106.18	Inf	-Inf	7.11	3	Vertical	359	1.60	-

802.11ac VHT20_Nss1,(MCS0)_2TX

08/03/2019

5165MHz_TX



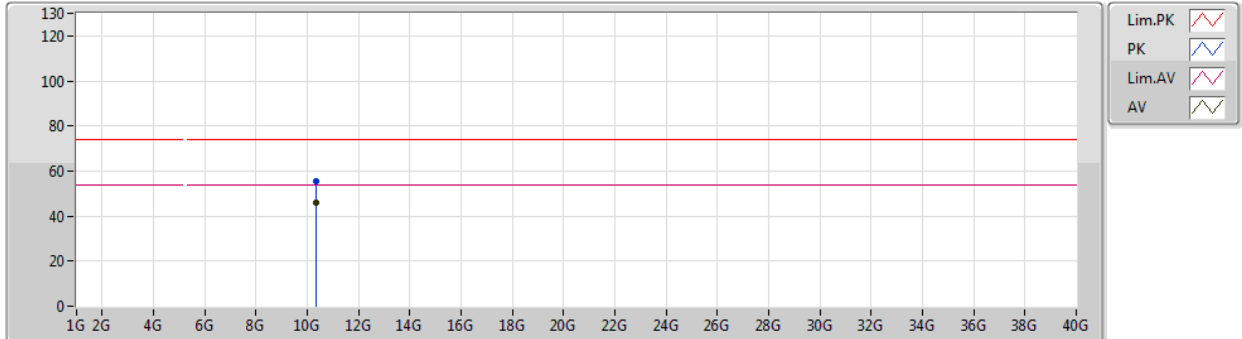
Type	Freq (Hz)	Level (dBuV/m)	Limit (dBuV/m)	Margin (dB)	Factor (dB)	Dist (m)	Condition	Azimuth (°)	Height (m)	Comment
AV	5.1494G	53.53	54.00	-0.47	7.10	3	Horizontal	357	1.50	-
AV	5.1674G	95.23	Inf	-Inf	7.10	3	Horizontal	357	1.50	-
PK	5.1494G	69.11	74.00	-4.89	7.10	3	Horizontal	357	1.50	-
PK	5.1616G	102.52	Inf	-Inf	7.11	3	Horizontal	357	1.50	-



802.11ac VHT20_Nss1,(MCS0)_2TX

09/03/2019

5165MHz_TX



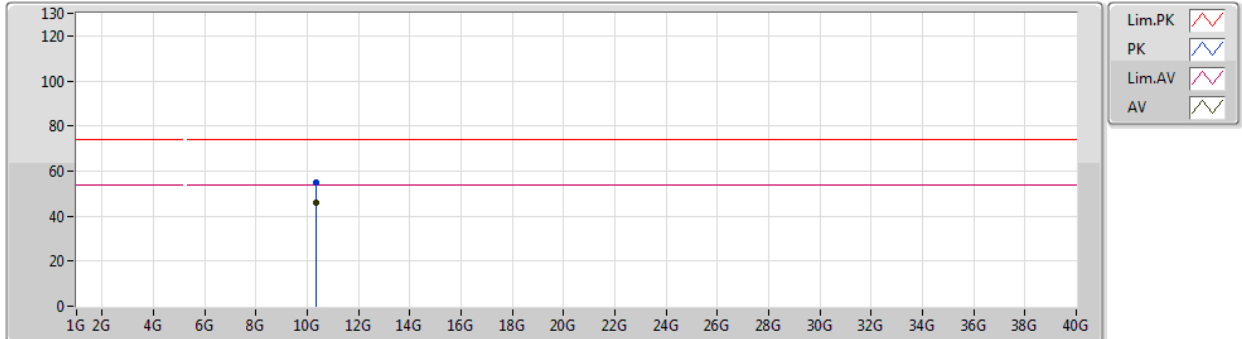
Type	Freq (Hz)	Level (dBuV/m)	Limit (dBuV/m)	Margin (dB)	Factor (dB)	Dist (m)	Condition	Azimuth (°)	Height (m)	Comment
AV	10.32922G	46.09	54.00	-7.91	15.83	3	Vertical	1	1.32	-
PK	10.32898G	55.46	74.00	-18.54	15.82	3	Vertical	1	1.32	-



802.11ac VHT20_Nss1,(MCS0)_2TX

09/03/2019

5165MHz_TX

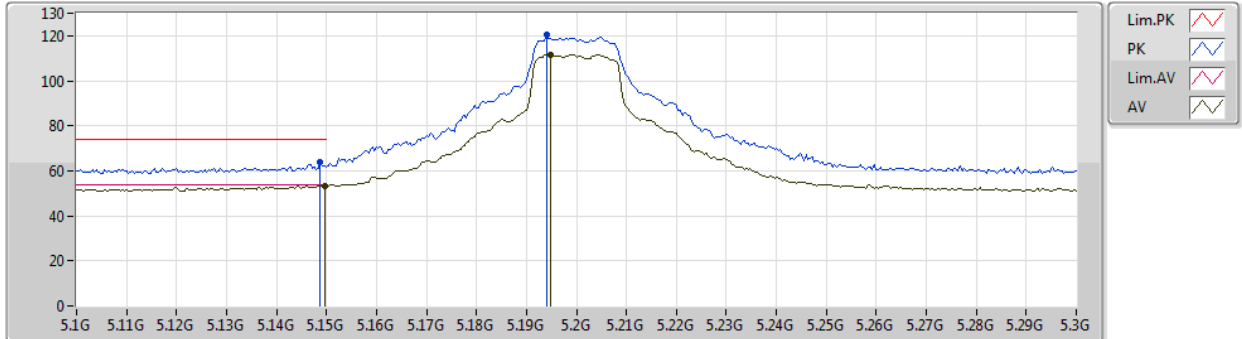


Type	Freq (Hz)	Level (dBuV/m)	Limit (dBuV/m)	Margin (dB)	Factor (dB)	Dist (m)	Condition	Azimuth (°)	Height (m)	Comment
AV	10.32886G	45.85	54.00	-8.15	15.82	3	Horizontal	227	1.86	-
PK	10.34392G	55.06	74.00	-18.94	15.85	3	Horizontal	227	1.86	-

802.11ac VHT20_Nss1,(MCS0)_2TX

08/03/2019

5200MHz_TX

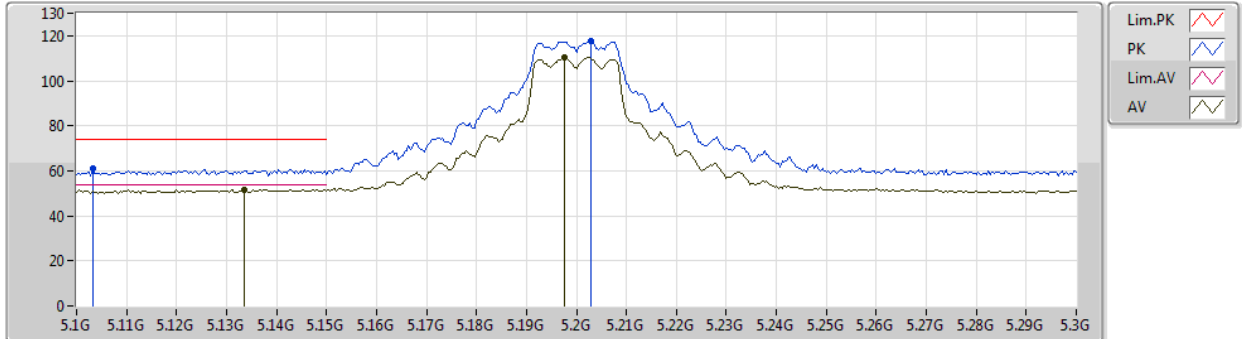


Type	Freq (Hz)	Level (dBuV/m)	Limit (dBuV/m)	Margin (dB)	Factor (dB)	Dist (m)	Condition	Azimuth (°)	Height (m)	Comment
AV	5.1496G	53.46	54.00	-0.54	7.10	3	Vertical	360	1.40	-
AV	5.1948G	111.57	Inf	-Inf	7.12	3	Vertical	360	1.40	-
PK	5.1488G	63.76	74.00	-10.24	7.10	3	Vertical	360	1.40	-
PK	5.194G	120.60	Inf	-Inf	7.12	3	Vertical	360	1.40	-

802.11ac VHT20_Nss1,(MCS0)_2TX

08/03/2019

5200MHz_TX



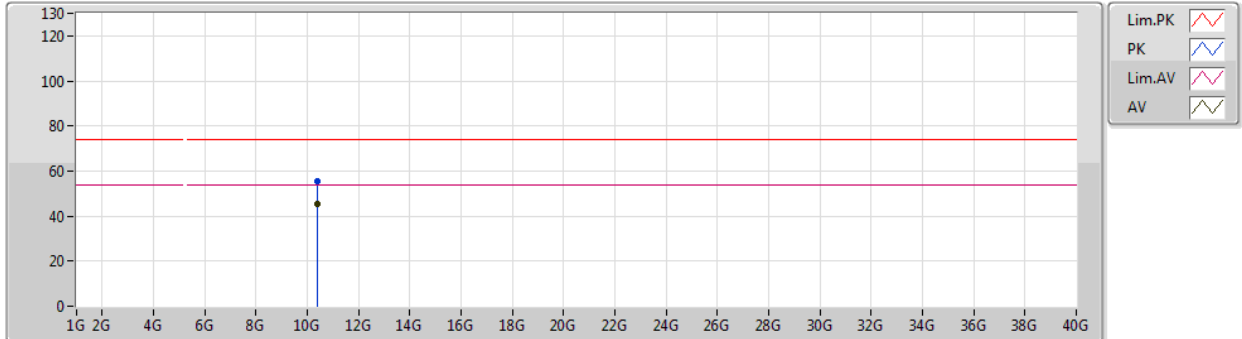
Type	Freq (Hz)	Level (dBuV/m)	Limit (dBuV/m)	Margin (dB)	Factor (dB)	Dist (m)	Condition	Azimuth (°)	Height (m)	Comment
AV	5.1336G	51.61	54.00	-2.39	7.10	3	Horizontal	360	1.76	-
AV	5.1976G	110.21	Inf	-Inf	7.12	3	Horizontal	360	1.76	-
PK	5.1032G	61.32	74.00	-12.68	7.08	3	Horizontal	360	1.76	-
PK	5.2028G	117.75	Inf	-Inf	7.12	3	Horizontal	360	1.76	-



802.11ac VHT20_Nss1,(MCS0)_2TX

09/03/2019

5200MHz_TX



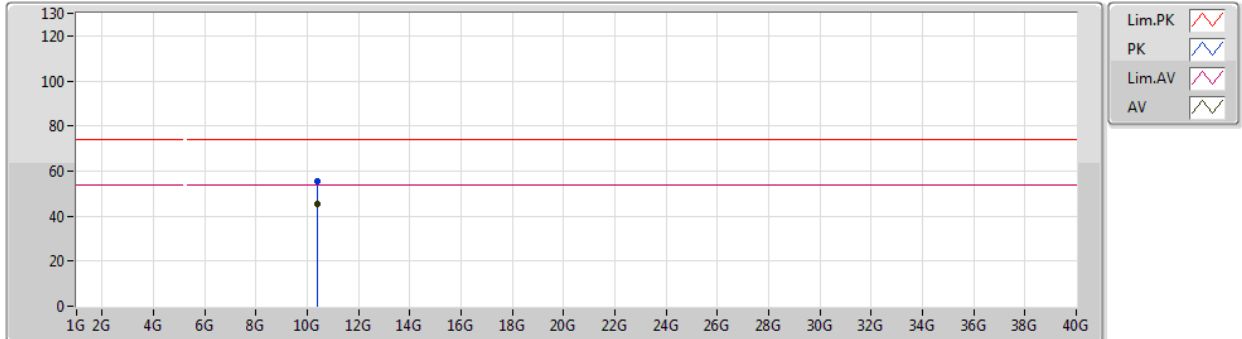
Type	Freq (Hz)	Level (dBuV/m)	Limit (dBuV/m)	Margin (dB)	Factor (dB)	Dist (m)	Condition	Azimuth (°)	Height (m)	Comment
AV	10.39718G	45.53	54.00	-8.47	15.49	3	Vertical	298	1.76	-
PK	10.38614G	55.23	74.00	-18.77	15.47	3	Vertical	298	1.76	-



802.11ac VHT20_Nss1,(MCS0)_2TX

09/03/2019

5200MHz_TX

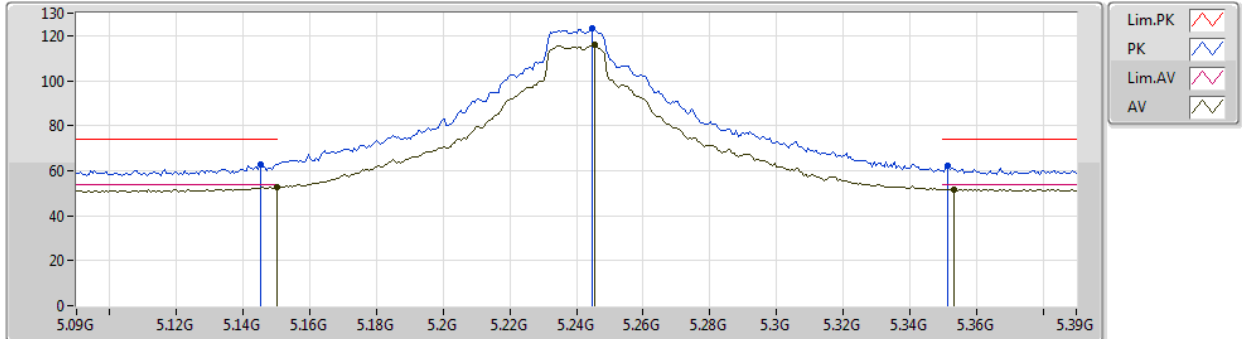


Type	Freq (Hz)	Level (dBuV/m)	Limit (dBuV/m)	Margin (dB)	Factor (dB)	Dist (m)	Condition	Azimuth (°)	Height (m)	Comment
AV	10.38968G	45.53	54.00	-8.47	15.48	3	Horizontal	91	1.36	-
PK	10.41014G	55.24	74.00	-18.76	15.50	3	Horizontal	91	1.36	-

802.11ac VHT20_Nss1,(MCS0)_2TX

08/03/2019

5240MHz_TX

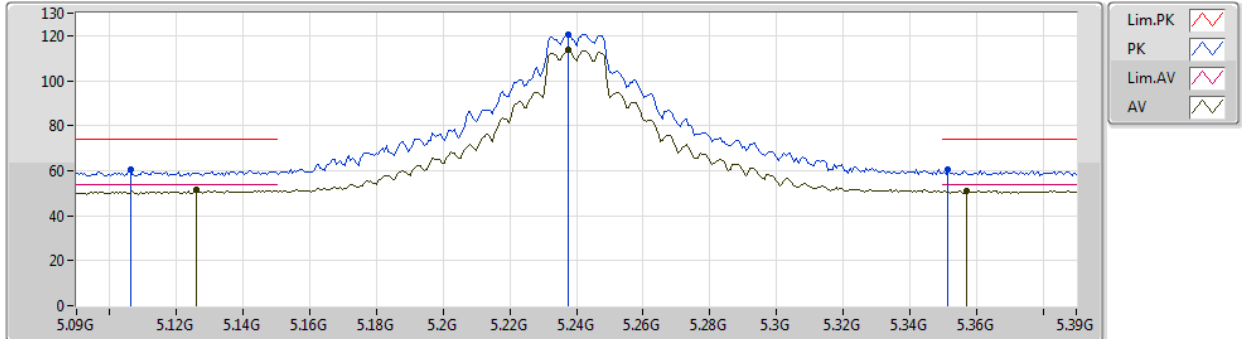


Type	Freq (Hz)	Level (dBuV/m)	Limit (dBuV/m)	Margin (dB)	Factor (dB)	Dist (m)	Condition	Azimuth (°)	Height (m)	Comment
AV	5.15G	52.42	54.00	-1.58	7.10	3	Vertical	360	1.61	-
AV	5.2454G	115.73	Inf	-Inf	7.20	3	Vertical	360	1.61	-
AV	5.3534G	51.83	54.00	-2.17	7.41	3	Vertical	360	1.61	-
PK	5.1452G	62.92	74.00	-11.08	7.10	3	Vertical	360	1.61	-
PK	5.2448G	123.47	Inf	-Inf	7.20	3	Vertical	360	1.61	-
PK	5.3516G	62.18	74.00	-11.82	7.40	3	Vertical	360	1.61	-

802.11ac VHT20_Nss1,(MCS0)_2TX

08/03/2019

5240MHz_TX



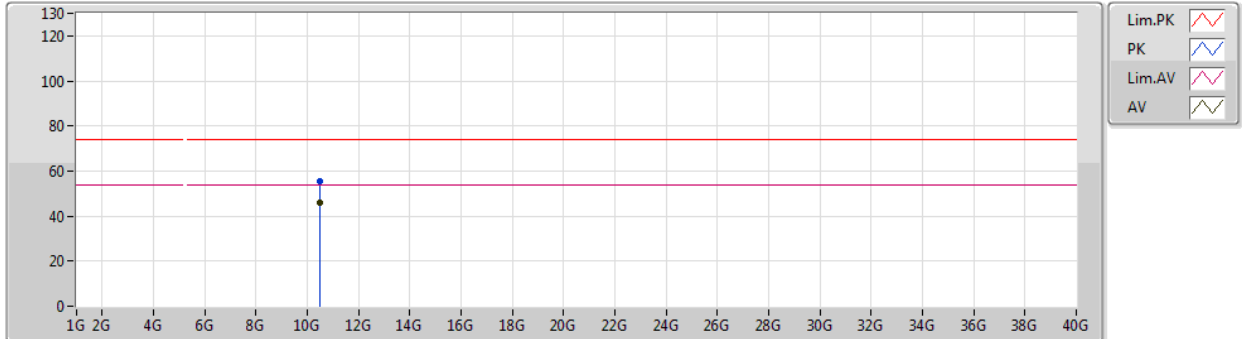
Type	Freq (Hz)	Level (dBuV/m)	Limit (dBuV/m)	Margin (dB)	Factor (dB)	Dist (m)	Condition	Azimuth (°)	Height (m)	Comment
AV	5.126G	51.40	54.00	-2.60	7.10	3	Horizontal	360	1.70	-
AV	5.2376G	113.50	Inf	-Inf	7.18	3	Horizontal	360	1.70	-
AV	5.357G	51.24	54.00	-2.76	7.41	3	Horizontal	360	1.70	-
PK	5.1062G	60.55	74.00	-13.45	7.08	3	Horizontal	360	1.70	-
PK	5.2376G	120.64	Inf	-Inf	7.18	3	Horizontal	360	1.70	-
PK	5.3516G	60.28	74.00	-13.72	7.40	3	Horizontal	360	1.70	-



802.11ac VHT20_Nss1,(MCS0)_2TX

09/03/2019

5240MHz_TX



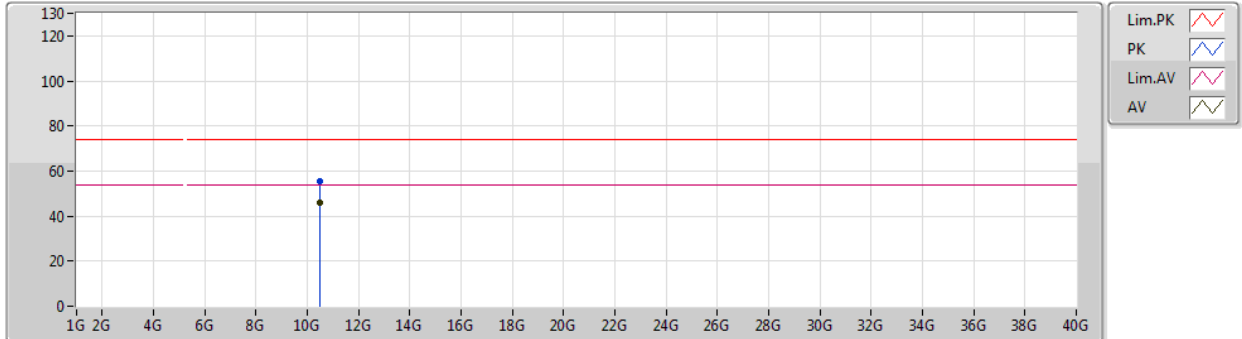
Type	Freq (Hz)	Level (dBuV/m)	Limit (dBuV/m)	Margin (dB)	Factor (dB)	Dist (m)	Condition	Azimuth (°)	Height (m)	Comment
AV	10.49122G	45.70	54.00	-8.30	16.07	3	Vertical	110	1.57	-
PK	10.4686G	55.37	74.00	-18.63	16.03	3	Vertical	110	1.57	-



802.11ac VHT20_Nss1,(MCS0)_2TX

09/03/2019

5240MHz_TX

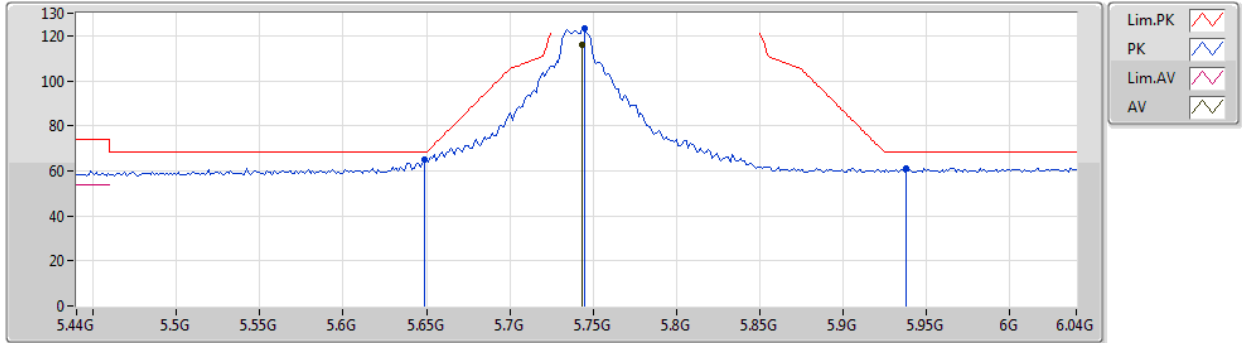


Type	Freq (Hz)	Level (dBuV/m)	Limit (dBuV/m)	Margin (dB)	Factor (dB)	Dist (m)	Condition	Azimuth (°)	Height (m)	Comment
AV	10.47406G	46.05	54.00	-7.95	16.04	3	Horizontal	272	1.01	-
PK	10.49068G	55.37	74.00	-18.63	16.07	3	Horizontal	272	1.01	-

802.11ac VHT20_Nss1,(MCS0)_2TX

08/03/2019

5740MHz_TX



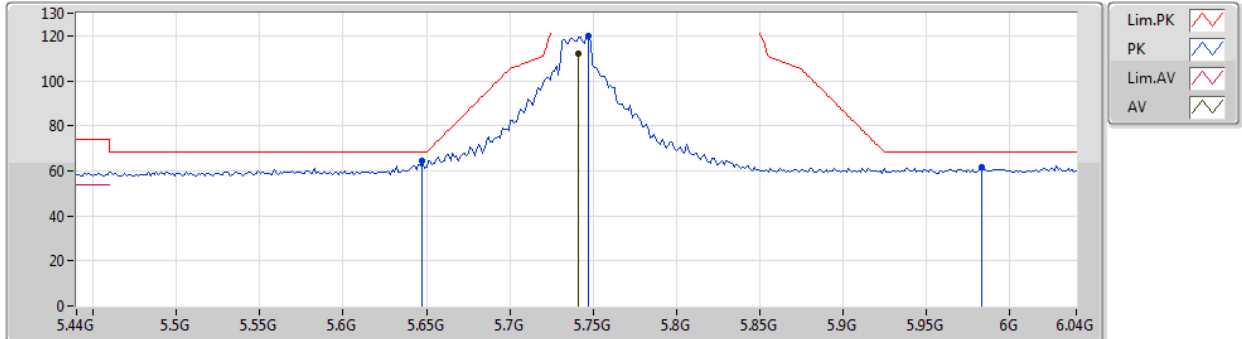
Type	Freq (Hz)	Level (dBuV/m)	Limit (dBuV/m)	Margin (dB)	Factor (dB)	Dist (m)	Condition	Azimuth (°)	Height (m)	Comment
AV	5.7436G	115.85	Inf	-Inf	8.12	3	Vertical	360	1.69	-
PK	5.6488G	65.14	68.20	-3.06	7.93	3	Vertical	360	1.69	-
PK	5.7448G	123.50	Inf	-Inf	8.12	3	Vertical	360	1.69	-
PK	5.938G	61.22	68.20	-6.98	8.52	3	Vertical	360	1.69	-



802.11ac VHT20_Nss1,(MCS0)_2TX

08/03/2019

5740MHz_TX



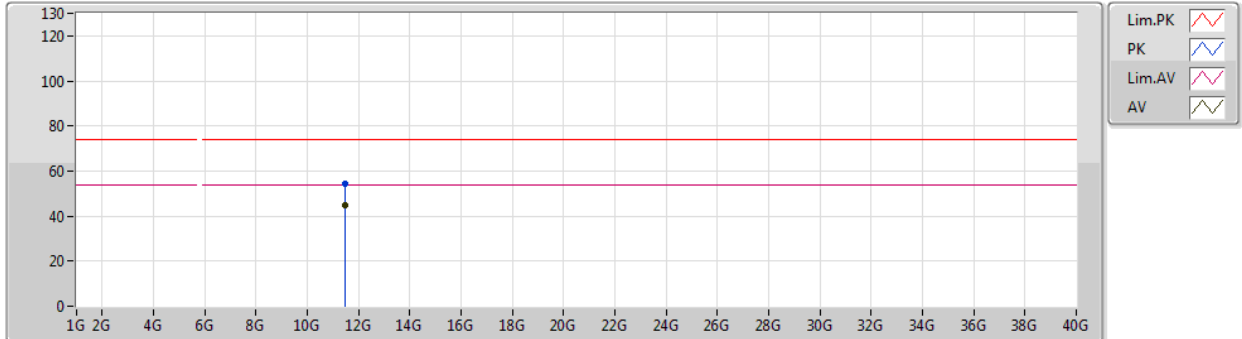
Type	Freq (Hz)	Level (dBuV/m)	Limit (dBuV/m)	Margin (dB)	Factor (dB)	Dist (m)	Condition	Azimuth (°)	Height (m)	Comment
AV	5.7412G	112.29	Inf	-Inf	8.12	3	Horizontal	360	1.50	-
PK	5.6476G	64.23	68.20	-3.97	7.93	3	Horizontal	360	1.50	-
PK	5.7472G	120.11	Inf	-Inf	8.13	3	Horizontal	360	1.50	-
PK	5.9836G	61.45	68.20	-6.75	8.61	3	Horizontal	360	1.50	-



802.11ac VHT20_Nss1,(MCS0)_2TX

09/03/2019

5740MHz_TX



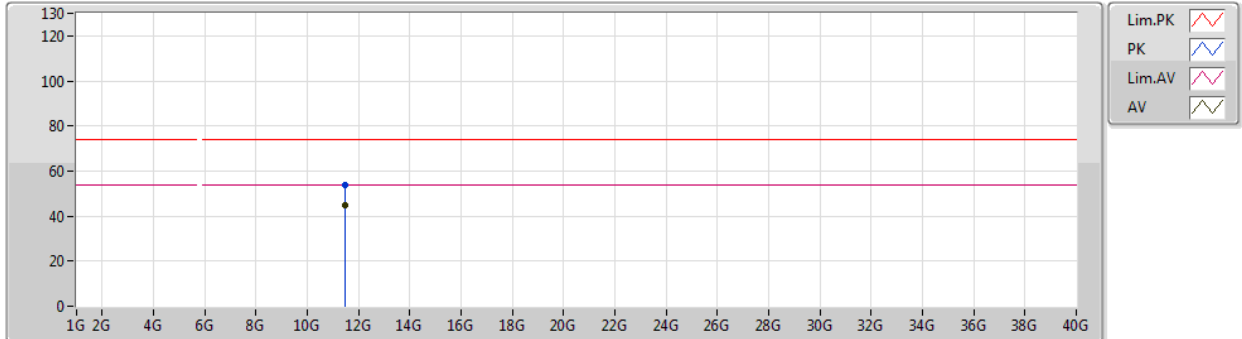
Type	Freq (Hz)	Level (dBuV/m)	Limit (dBuV/m)	Margin (dB)	Factor (dB)	Dist (m)	Condition	Azimuth (°)	Height (m)	Comment
AV	11.4698G	45.05	54.00	-8.95	16.59	3	Vertical	75	1.44	-
PK	11.46512G	54.37	74.00	-19.63	16.59	3	Vertical	75	1.44	-



802.11ac VHT20_Nss1,(MCS0)_2TX

09/03/2019

5740MHz_TX

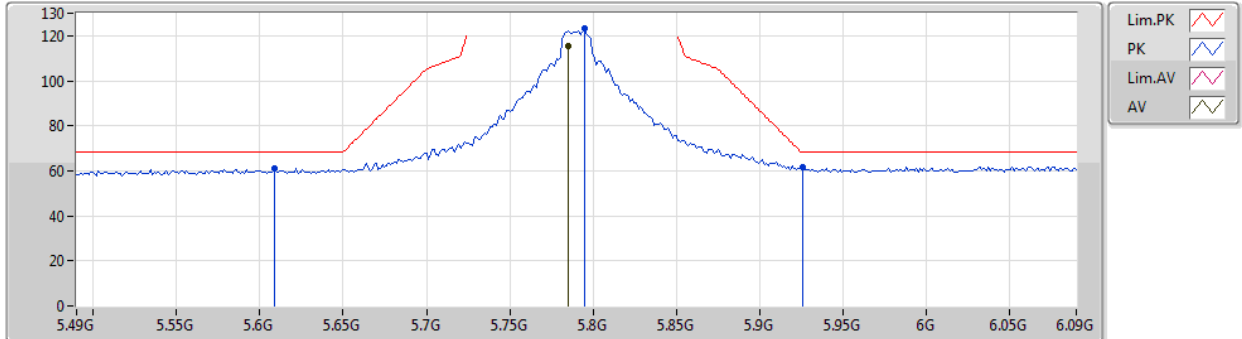


Type	Freq (Hz)	Level (dBuV/m)	Limit (dBuV/m)	Margin (dB)	Factor (dB)	Dist (m)	Condition	Azimuth (°)	Height (m)	Comment
AV	11.47022G	45.06	54.00	-8.94	16.59	3	Horizontal	346	1.88	-
PK	11.47196G	53.89	74.00	-20.11	16.58	3	Horizontal	346	1.88	-

802.11ac VHT20_Nss1,(MCS0)_2TX

08/03/2019

5790MHz_TX



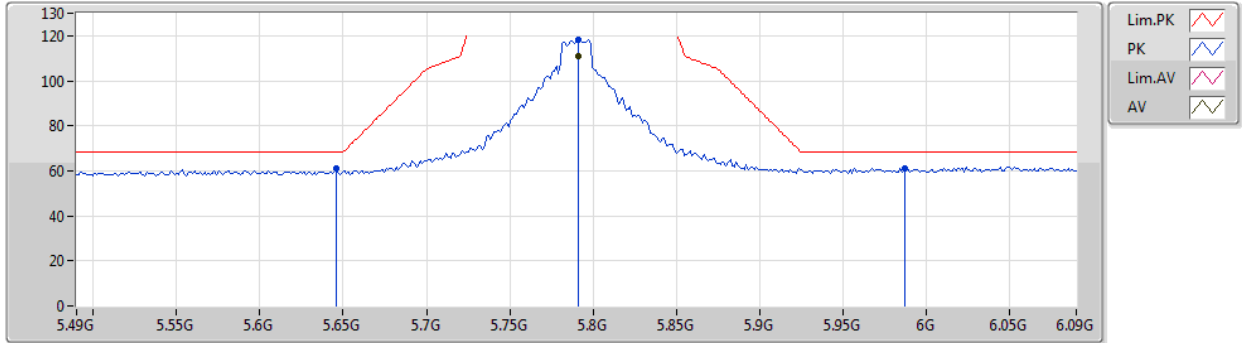
Type	Freq (Hz)	Level (dBuV/m)	Limit (dBuV/m)	Margin (dB)	Factor (dB)	Dist (m)	Condition	Azimuth (°)	Height (m)	Comment
AV	5.7852G	115.23	Inf	-Inf	8.21	3	Vertical	2	1.50	-
PK	5.6088G	61.28	68.20	-6.92	7.84	3	Vertical	2	1.50	-
PK	5.7948G	123.10	Inf	-Inf	8.22	3	Vertical	2	1.50	-
PK	5.9256G	61.67	68.20	-6.53	8.50	3	Vertical	2	1.50	-



802.11ac VHT20_Nss1,(MCS0)_2TX

08/03/2019

5790MHz_TX



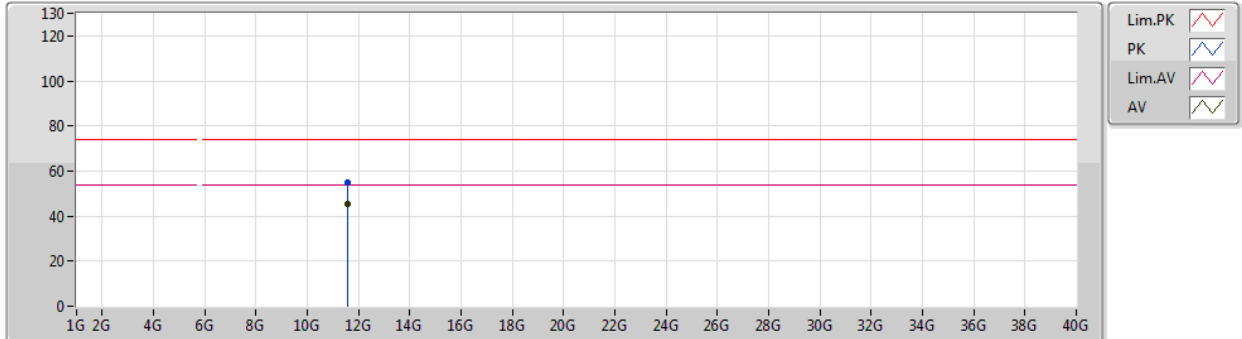
Type	Freq (Hz)	Level (dBuV/m)	Limit (dBuV/m)	Margin (dB)	Factor (dB)	Dist (m)	Condition	Azimuth (°)	Height (m)	Comment
AV	5.7912G	111.15	Inf	-Inf	8.12	3	Horizontal	357	1.40	-
PK	5.646G	60.87	68.20	-7.33	7.82	3	Horizontal	357	1.40	-
PK	5.7912G	118.44	Inf	-Inf	8.12	3	Horizontal	357	1.40	-
PK	5.9868G	61.27	68.20	-6.93	8.52	3	Horizontal	357	1.40	-



802.11ac VHT20_Nss1,(MCS0)_2TX

08/03/2019

5790MHz_TX



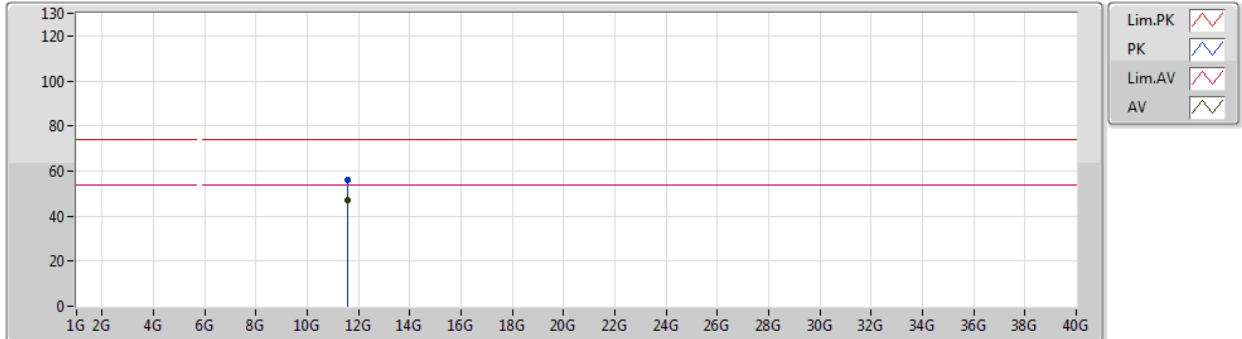
Type	Freq (Hz)	Level (dBuV/m)	Limit (dBuV/m)	Margin (dB)	Factor (dB)	Dist (m)	Condition	Azimuth (°)	Height (m)	Comment
AV	11.5848G	45.40	54.00	-8.60	16.53	3	Vertical	181	2.33	-
PK	11.58204G	54.83	74.00	-19.17	16.53	3	Vertical	181	2.33	-



802.11ac VHT20_Nss1,(MCS0)_2TX

08/03/2019

5790MHz_TX

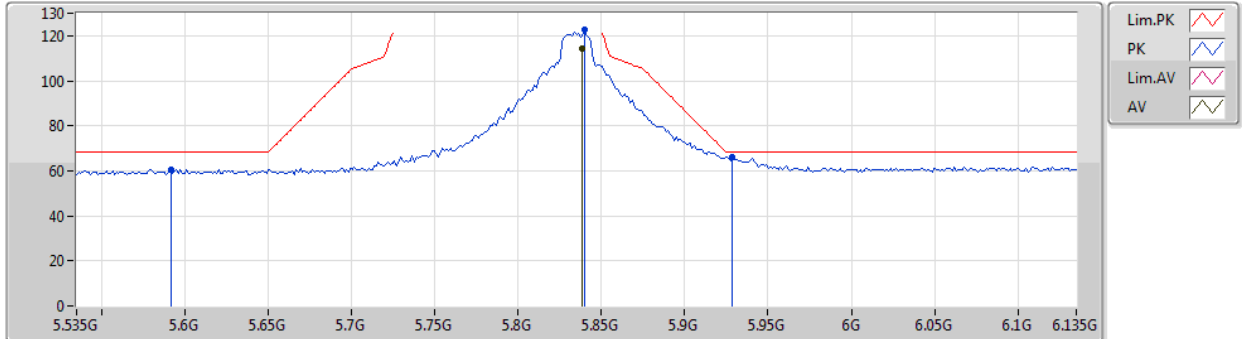


Type	Freq (Hz)	Level (dBuV/m)	Limit (dBuV/m)	Margin (dB)	Factor (dB)	Dist (m)	Condition	Azimuth (°)	Height (m)	Comment
AV	11.582G	46.89	54.00	-7.11	16.53	3	Horizontal	243	1.17	-
PK	11.58236G	56.11	74.00	-17.89	16.53	3	Horizontal	243	1.17	-

802.11ac VHT20_Nss1,(MCS0)_2TX

08/03/2019

5835MHz_TX

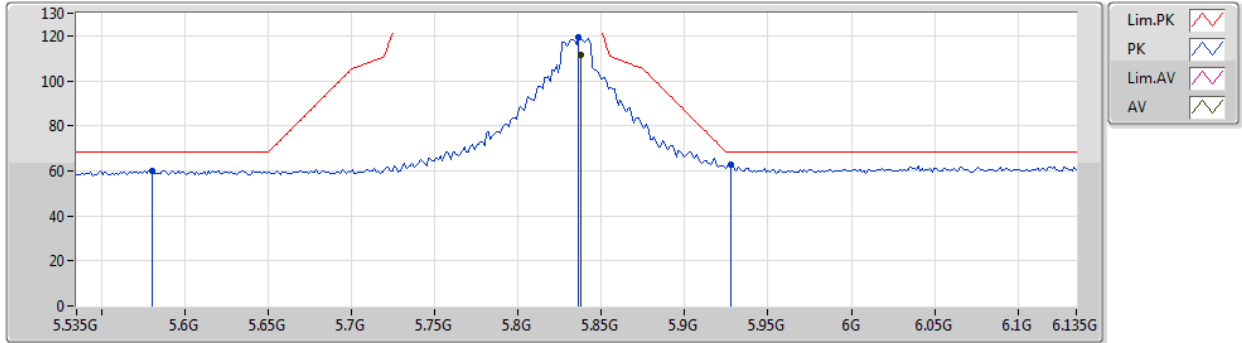


Type	Freq (Hz)	Level (dBuV/m)	Limit (dBuV/m)	Margin (dB)	Factor (dB)	Dist (m)	Condition	Azimuth (°)	Height (m)	Comment
AV	5.8386G	114.04	Inf	-Inf	8.32	3	Vertical	360	1.61	-
PK	5.5914G	60.58	68.20	-7.62	7.80	3	Vertical	360	1.61	-
PK	5.8398G	122.57	Inf	-Inf	8.33	3	Vertical	360	1.61	-
PK	5.9286G	66.18	68.20	-2.02	8.50	3	Vertical	360	1.61	-

802.11ac VHT20_Nss1,(MCS0)_2TX

08/03/2019

5835MHz_TX



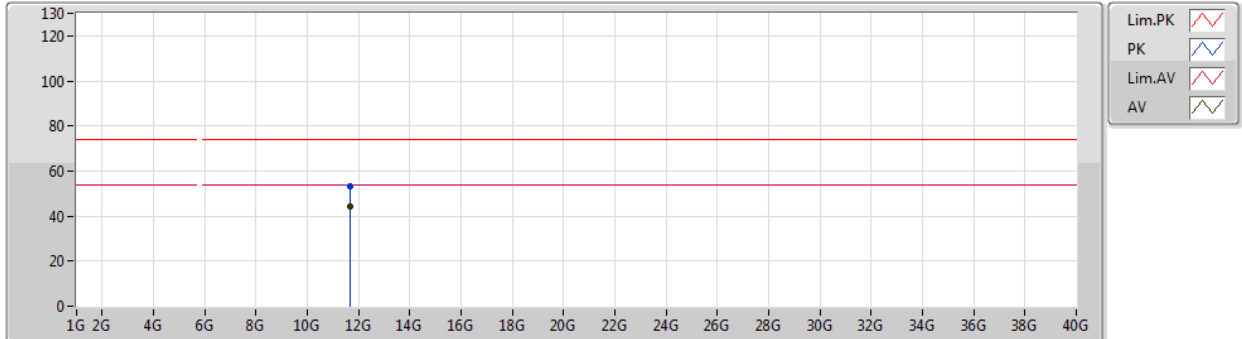
Type	Freq (Hz)	Level (dBuV/m)	Limit (dBuV/m)	Margin (dB)	Factor (dB)	Dist (m)	Condition	Azimuth (°)	Height (m)	Comment
AV	5.8374G	111.34	Inf	-Inf	8.22	3	Horizontal	359	1.50	-
PK	5.5806G	60.10	68.20	-8.10	7.69	3	Horizontal	359	1.50	-
PK	5.8362G	119.13	Inf	-Inf	8.21	3	Horizontal	359	1.50	-
PK	5.9274G	62.78	68.20	-5.42	8.40	3	Horizontal	359	1.50	-



802.11ac VHT20_Nss1,(MCS0)_2TX

09/03/2019

5835MHz_TX



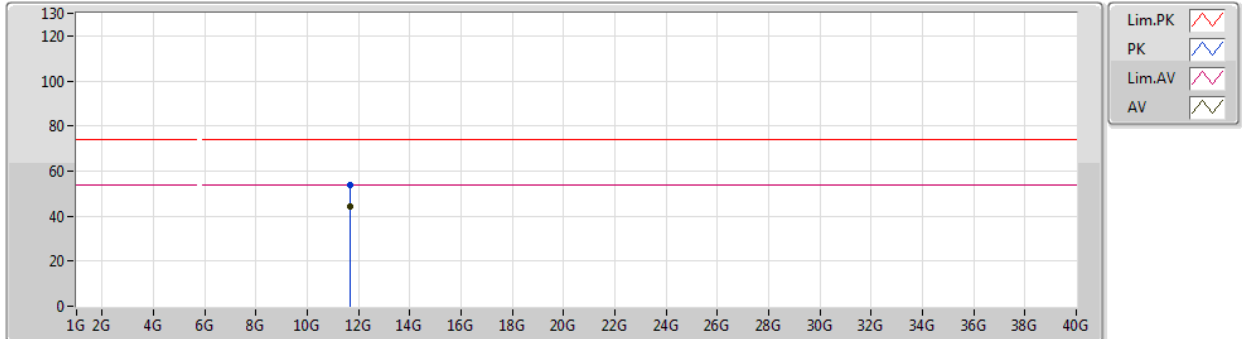
Type	Freq (Hz)	Level (dBuV/m)	Limit (dBuV/m)	Margin (dB)	Factor (dB)	Dist (m)	Condition	Azimuth (°)	Height (m)	Comment
AV	11.65812G	44.14	54.00	-9.86	16.49	3	Vertical	223	1.35	-
PK	11.68404G	53.39	74.00	-20.61	16.48	3	Vertical	223	1.35	-



802.11ac VHT20_Nss1,(MCS0)_2TX

09/03/2019

5835MHz_TX

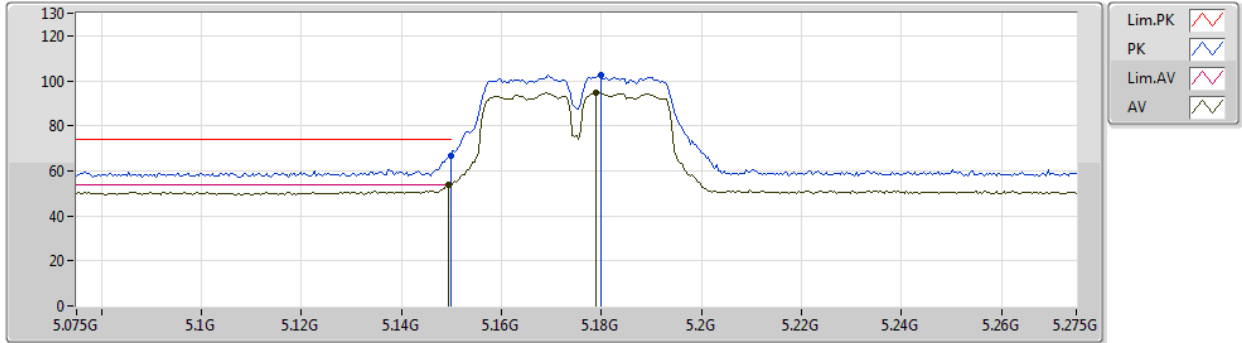


Type	Freq (Hz)	Level (dBuV/m)	Limit (dBuV/m)	Margin (dB)	Factor (dB)	Dist (m)	Condition	Azimuth (°)	Height (m)	Comment
AV	11.67336G	44.26	54.00	-9.74	16.48	3	Horizontal	263	1.47	-
PK	11.6751G	53.62	74.00	-20.38	16.49	3	Horizontal	263	1.47	-

802.11ac VHT40_Nss1,(MCS0)_2TX

08/03/2019

5175MHz_TX

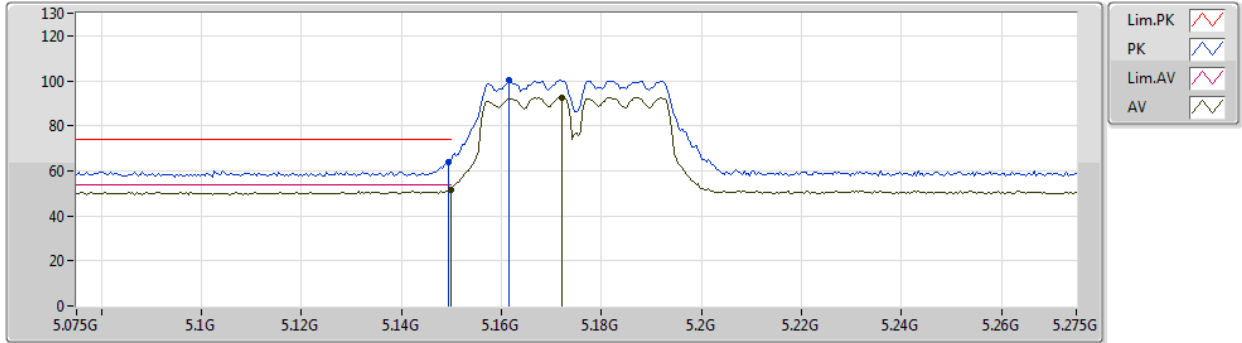


Type	Freq (Hz)	Level (dBuV/m)	Limit (dBuV/m)	Margin (dB)	Factor (dB)	Dist (m)	Condition	Azimuth (°)	Height (m)	Comment
AV	5.1494G	53.70	54.00	-0.30	7.10	3	Vertical	360	1.59	-
AV	5.179G	94.96	Inf	-Inf	7.12	3	Vertical	360	1.59	-
PK	5.1498G	66.75	74.00	-7.25	7.10	3	Vertical	360	1.59	-
PK	5.1798G	102.67	Inf	-Inf	7.12	3	Vertical	360	1.59	-

802.11ac VHT40_Nss1,(MCS0)_2TX

08/03/2019

5175MHz_TX



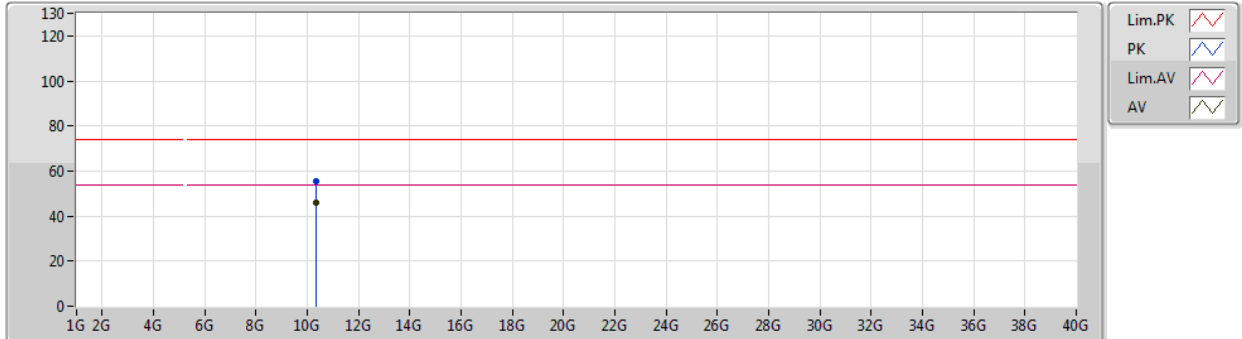
Type	Freq (Hz)	Level (dBuV/m)	Limit (dBuV/m)	Margin (dB)	Factor (dB)	Dist (m)	Condition	Azimuth (°)	Height (m)	Comment
AV	5.1498G	51.70	54.00	-2.30	7.10	3	Horizontal	359	1.68	-
AV	5.1722G	92.73	Inf	-Inf	7.10	3	Horizontal	359	1.68	-
PK	5.1494G	63.76	74.00	-10.24	7.10	3	Horizontal	359	1.68	-
PK	5.1614G	100.22	Inf	-Inf	7.11	3	Horizontal	359	1.68	-



802.11ac VHT40_Nss1,(MCS0)_2TX

09/03/2019

5175MHz_TX

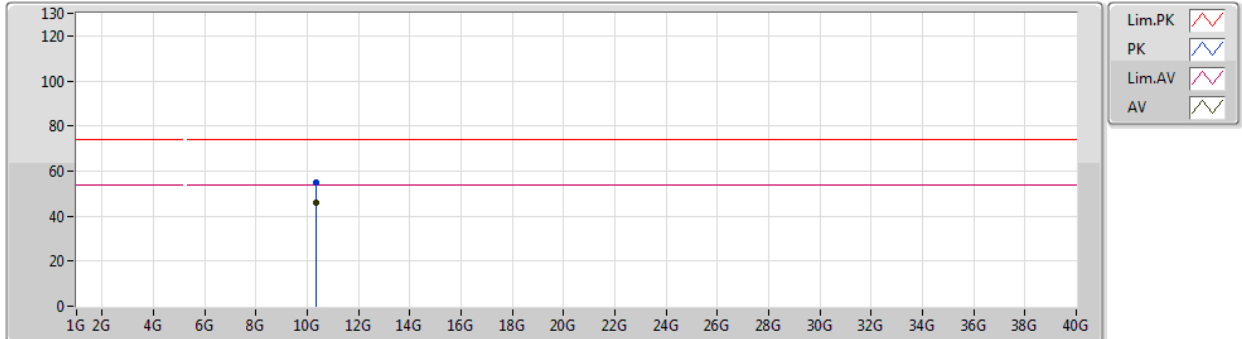


Type	Freq (Hz)	Level (dBuV/m)	Limit (dBuV/m)	Margin (dB)	Factor (dB)	Dist (m)	Condition	Azimuth (°)	Height (m)	Comment
AV	10.341G	46.05	54.00	-7.95	15.85	3	Vertical	200	1.87	-
PK	10.33554G	55.53	74.00	-18.47	15.83	3	Vertical	200	1.87	-

802.11ac VHT40_Nss1,(MCS0)_2TX

09/03/2019

5175MHz_TX

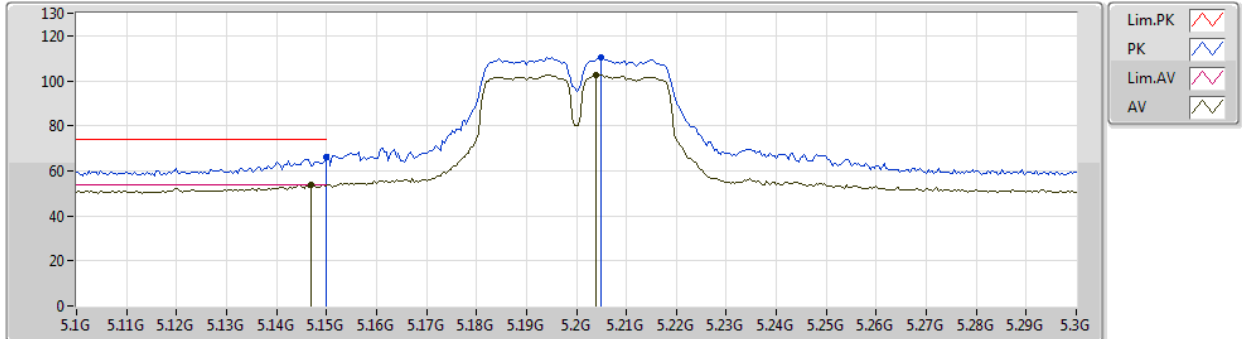


Type	Freq (Hz)	Level (dBuV/m)	Limit (dBuV/m)	Margin (dB)	Factor (dB)	Dist (m)	Condition	Azimuth (°)	Height (m)	Comment
AV	10.33986G	45.83	54.00	-8.17	15.85	3	Horizontal	234	2.02	-
PK	10.3413G	55.18	74.00	-18.82	15.85	3	Horizontal	234	2.02	-

802.11ac VHT40_Nss1,(MCS0)_2TX

08/03/2019

5200MHz_TX

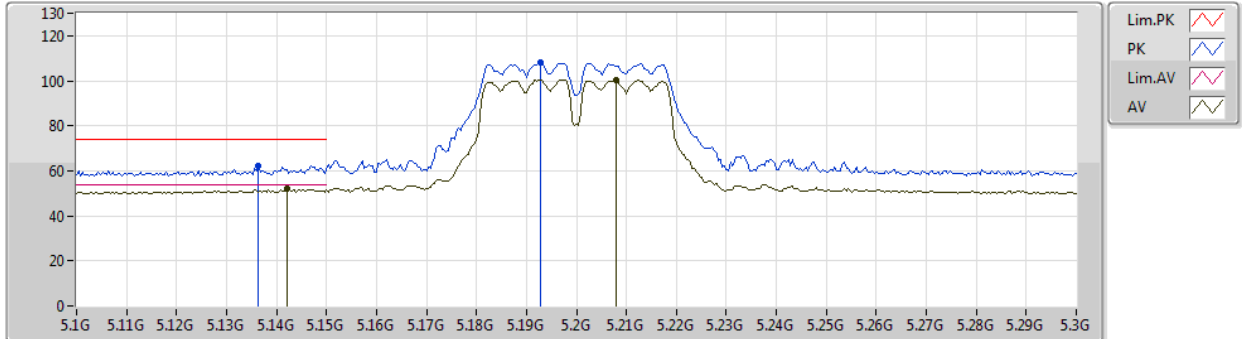


Type	Freq (Hz)	Level (dBuV/m)	Limit (dBuV/m)	Margin (dB)	Factor (dB)	Dist (m)	Condition	Azimuth (°)	Height (m)	Comment
AV	5.1468G	53.80	54.00	-0.20	7.10	3	Vertical	3	1.50	-
AV	5.204G	102.60	Inf	-Inf	7.12	3	Vertical	3	1.50	-
PK	5.15G	66.15	74.00	-7.85	7.10	3	Vertical	3	1.50	-
PK	5.2048G	110.46	Inf	-Inf	7.13	3	Vertical	3	1.50	-

802.11ac VHT40_Nss1,(MCS0)_2TX

08/03/2019

5200MHz_TX



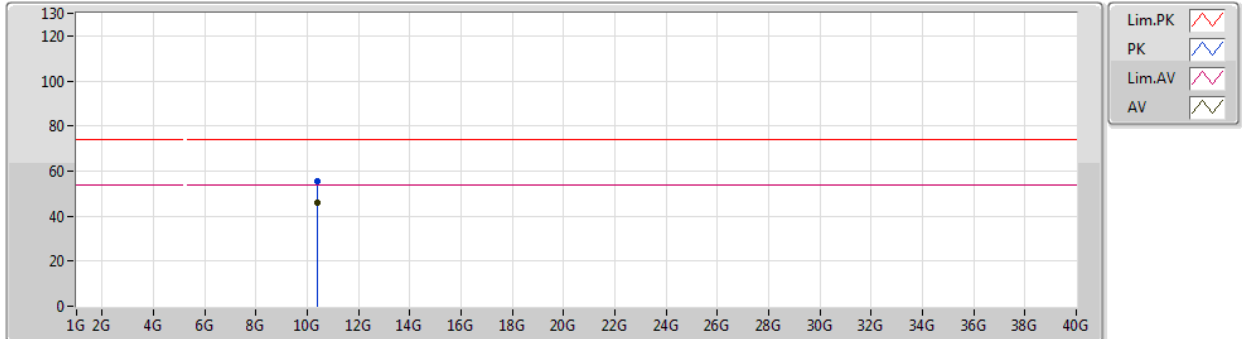
Type	Freq (Hz)	Level (dBuV/m)	Limit (dBuV/m)	Margin (dB)	Factor (dB)	Dist (m)	Condition	Azimuth (°)	Height (m)	Comment
AV	5.142G	51.95	54.00	-2.05	7.10	3	Horizontal	356	1.74	-
AV	5.208G	100.47	Inf	-Inf	7.13	3	Horizontal	356	1.74	-
PK	5.1364G	62.27	74.00	-11.73	7.10	3	Horizontal	356	1.74	-
PK	5.1928G	108.08	Inf	-Inf	7.12	3	Horizontal	356	1.74	-



802.11ac VHT40_Nss1,(MCS0)_2TX

09/03/2019

5200MHz_TX



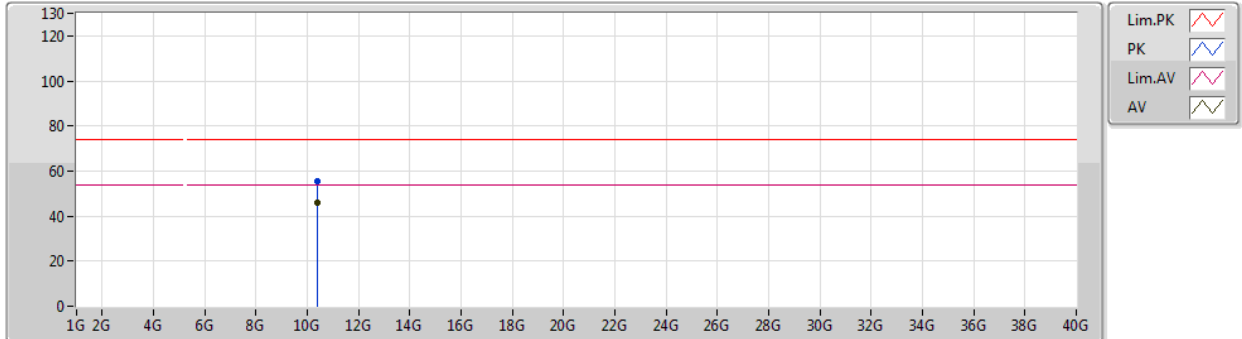
Type	Freq (Hz)	Level (dBuV/m)	Limit (dBuV/m)	Margin (dB)	Factor (dB)	Dist (m)	Condition	Azimuth (°)	Height (m)	Comment
AV	10.394G	46.01	54.00	-7.99	15.92	3	Vertical	99	1.85	-
PK	10.39004G	55.69	74.00	-18.31	15.92	3	Vertical	99	1.85	-



802.11ac VHT40_Nss1,(MCS0)_2TX

09/03/2019

5200MHz_TX

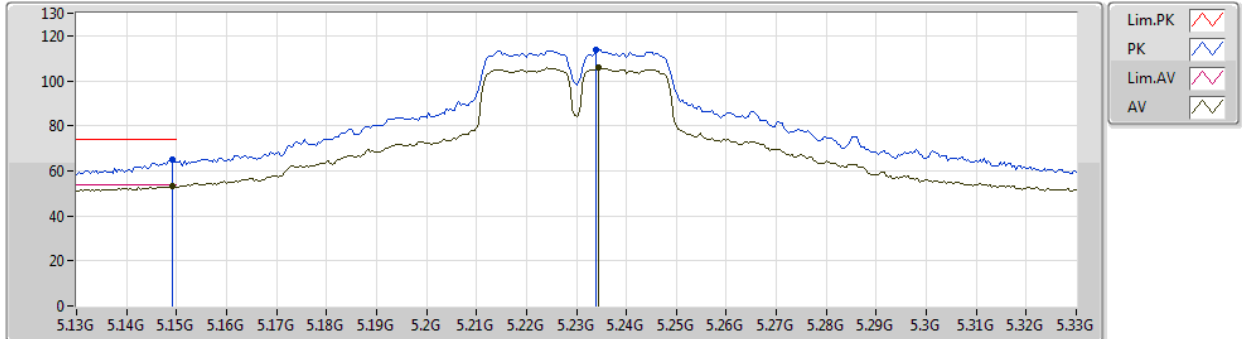


Type	Freq (Hz)	Level (dBuV/m)	Limit (dBuV/m)	Margin (dB)	Factor (dB)	Dist (m)	Condition	Azimuth (°)	Height (m)	Comment
AV	10.39348G	46.08	54.00	-7.92	15.92	3	Horizontal	100	1.50	-
PK	10.40396G	55.50	74.00	-18.50	15.94	3	Horizontal	100	1.50	-

802.11ac VHT40_Nss1,(MCS0)_2TX

08/03/2019

5230MHz_TX

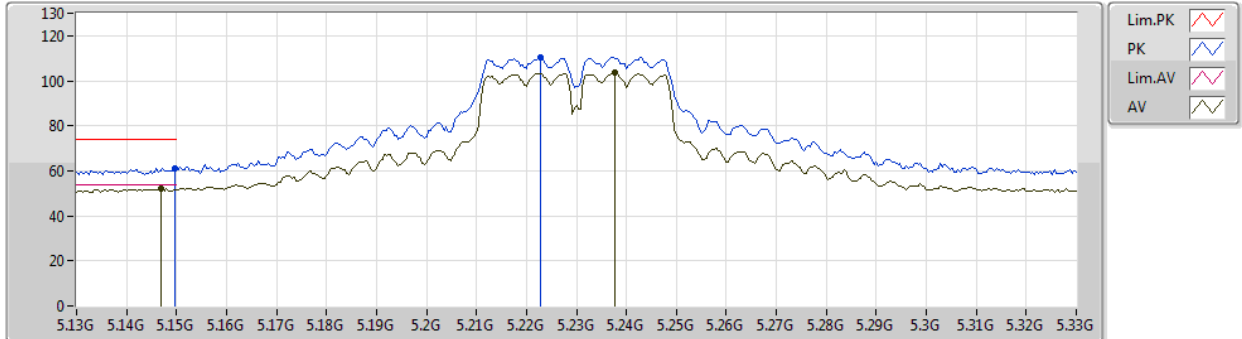


Type	Freq (Hz)	Level (dBuV/m)	Limit (dBuV/m)	Margin (dB)	Factor (dB)	Dist (m)	Condition	Azimuth (°)	Height (m)	Comment
AV	5.1492G	53.08	54.00	-0.92	7.10	3	Vertical	359	1.54	-
AV	5.2344G	105.73	Inf	-Inf	7.18	3	Vertical	359	1.54	-
PK	5.1492G	65.26	74.00	-8.74	7.10	3	Vertical	359	1.54	-
PK	5.234G	113.98	Inf	-Inf	7.18	3	Vertical	359	1.54	-

802.11ac VHT40_Nss1,(MCS0)_2TX

08/03/2019

5230MHz_TX



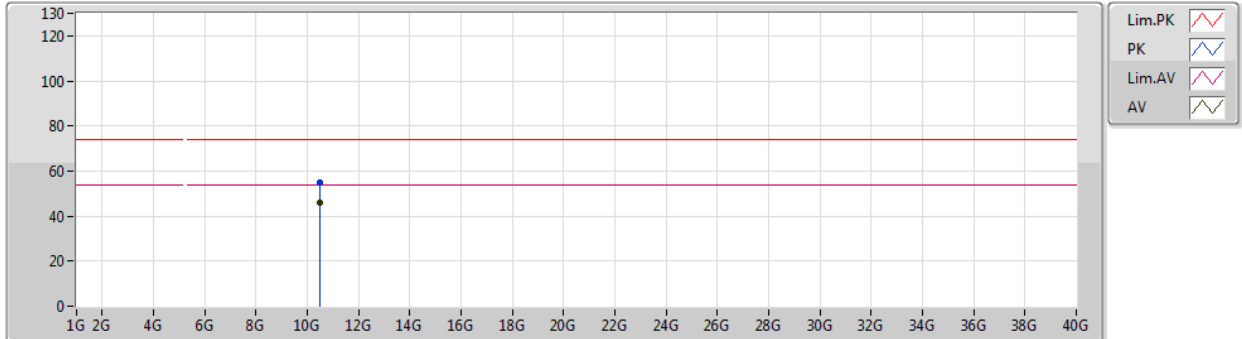
Type	Freq (Hz)	Level (dBuV/m)	Limit (dBuV/m)	Margin (dB)	Factor (dB)	Dist (m)	Condition	Azimuth (°)	Height (m)	Comment
AV	5.1468G	51.98	54.00	-2.02	7.10	3	Horizontal	359	1.71	-
AV	5.2376G	103.43	Inf	-Inf	7.18	3	Horizontal	359	1.71	-
PK	5.1496G	61.27	74.00	-12.73	7.10	3	Horizontal	359	1.71	-
PK	5.2228G	110.42	Inf	-Inf	7.16	3	Horizontal	359	1.71	-



802.11ac VHT40_Nss1,(MCS0)_2TX

09/03/2019

5230MHz_TX



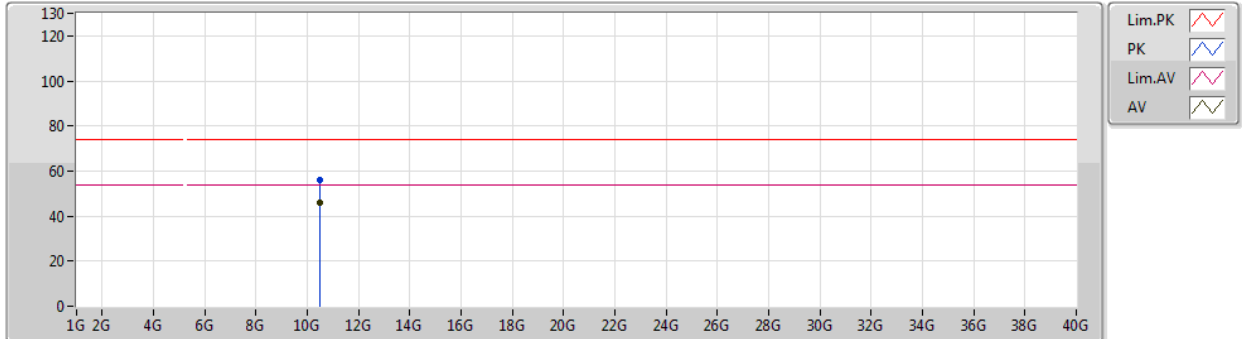
Type	Freq (Hz)	Level (dBuV/m)	Limit (dBuV/m)	Margin (dB)	Factor (dB)	Dist (m)	Condition	Azimuth (°)	Height (m)	Comment
AV	10.47212G	46.04	54.00	-7.96	16.04	3	Vertical	334	1.03	-
PK	10.46864G	55.15	74.00	-18.85	16.03	3	Vertical	334	1.03	-



802.11ac VHT40_Nss1,(MCS0)_2TX

09/03/2019

5230MHz_TX

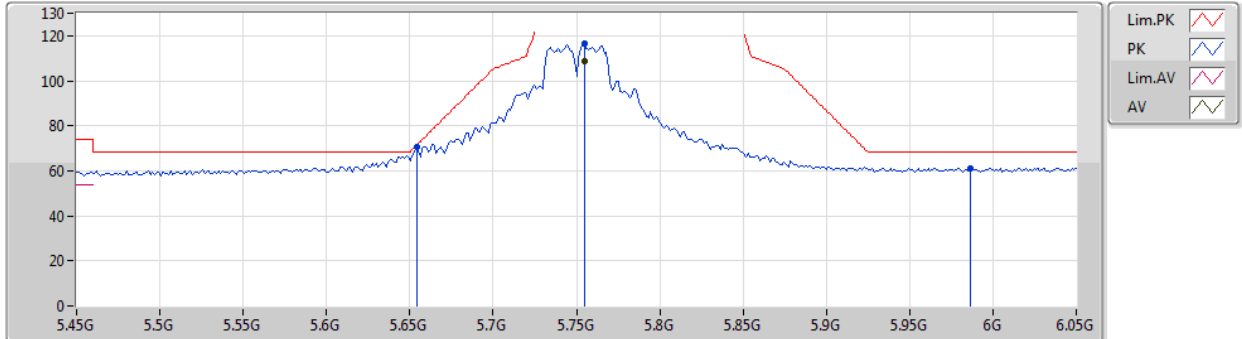


Type	Freq (Hz)	Level (dBuV/m)	Limit (dBuV/m)	Margin (dB)	Factor (dB)	Dist (m)	Condition	Azimuth (°)	Height (m)	Comment
AV	10.47242G	46.12	54.00	-7.88	16.04	3	Horizontal	6	1.97	-
PK	10.4729G	55.80	74.00	-18.20	16.04	3	Horizontal	6	1.97	-

802.11ac VHT40_Nss1,(MCS0)_2TX

09/03/2019

5750MHz_TX

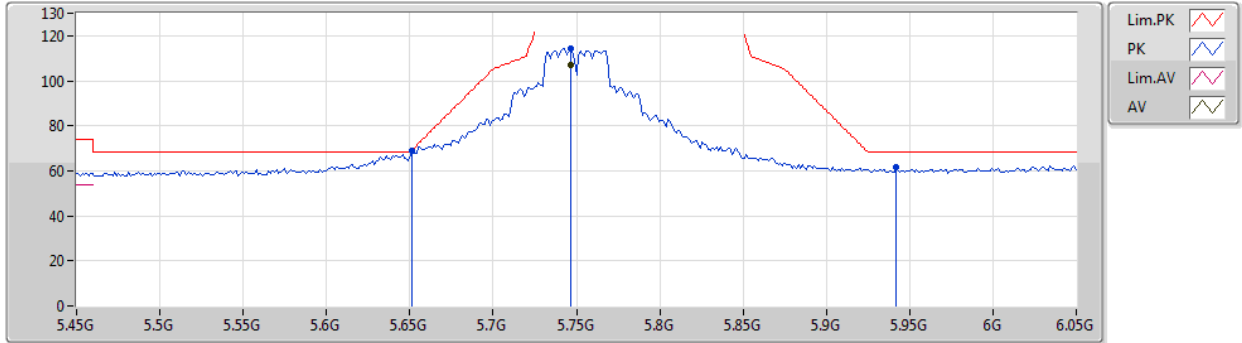


Type	Freq (Hz)	Level (dBuV/m)	Limit (dBuV/m)	Margin (dB)	Factor (dB)	Dist (m)	Condition	Azimuth (°)	Height (m)	Comment
AV	5.7548G	108.73	Inf	-Inf	8.15	3	Vertical	359	1.50	-
PK	5.654G	70.58	71.16	-0.58	7.94	3	Vertical	359	1.50	-
PK	5.7548G	116.45	Inf	-Inf	8.15	3	Vertical	359	1.50	-
PK	5.9864G	61.19	68.20	-7.01	8.62	3	Vertical	359	1.50	-

802.11ac VHT40_Nss1,(MCS0)_2TX

09/03/2019

5750MHz_TX



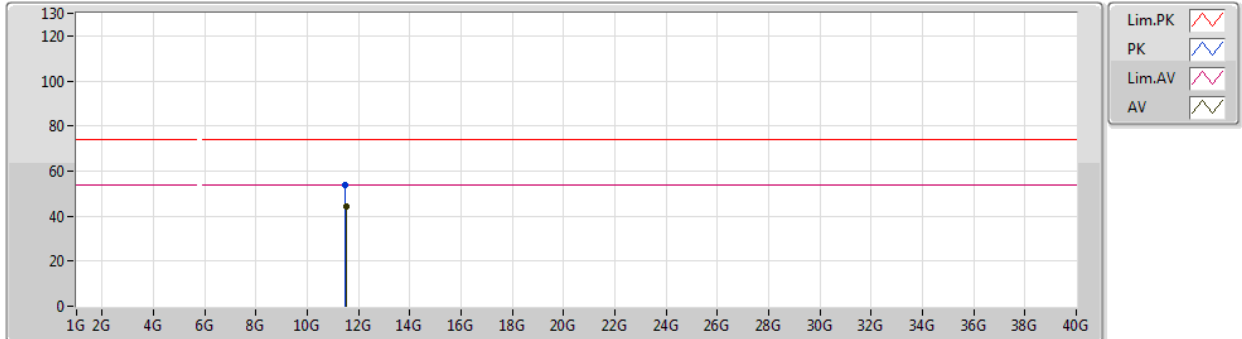
Type	Freq (Hz)	Level (dBuV/m)	Limit (dBuV/m)	Margin (dB)	Factor (dB)	Dist (m)	Condition	Azimuth (°)	Height (m)	Comment
AV	5.7464G	107.05	Inf	-Inf	8.12	3	Horizontal	359	1.50	-
PK	5.6516G	68.65	69.38	-0.73	7.92	3	Horizontal	359	1.50	-
PK	5.7464G	114.53	Inf	-Inf	8.12	3	Horizontal	359	1.50	-
PK	5.942G	61.39	68.20	-6.81	8.53	3	Horizontal	359	1.50	-



802.11ac VHT40_Nss1,(MCS0)_2TX

09/03/2019

5750MHz_TX



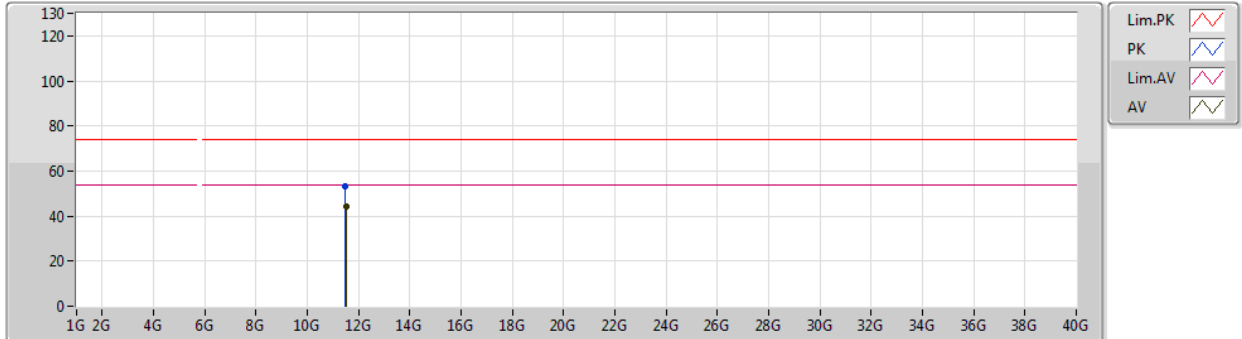
Type	Freq (Hz)	Level (dBuV/m)	Limit (dBuV/m)	Margin (dB)	Factor (dB)	Dist (m)	Condition	Azimuth (°)	Height (m)	Comment
AV	11.50972G	44.46	54.00	-9.54	16.57	3	Vertical	263	1.75	-
PK	11.49568G	53.56	74.00	-20.44	16.58	3	Vertical	263	1.75	-



802.11ac VHT40_Nss1,(MCS0)_2TX

09/03/2019

5750MHz_TX

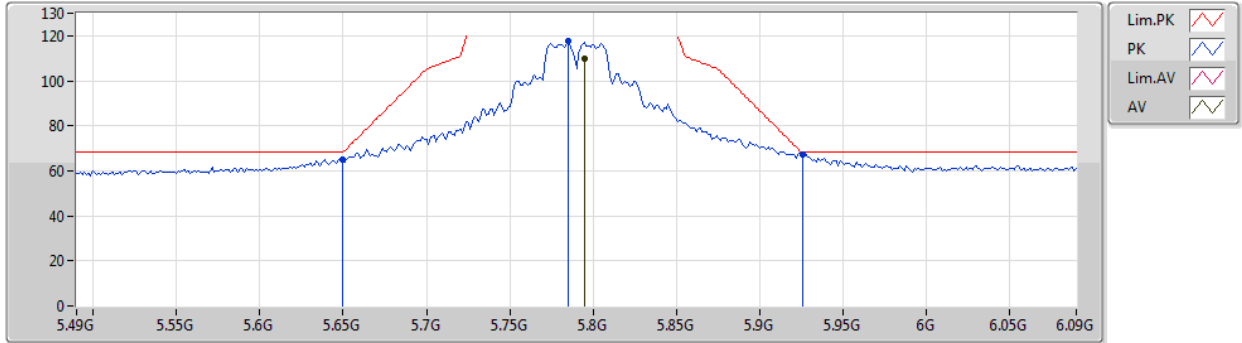


Type	Freq (Hz)	Level (dBuV/m)	Limit (dBuV/m)	Margin (dB)	Factor (dB)	Dist (m)	Condition	Azimuth (°)	Height (m)	Comment
AV	11.5102G	44.36	54.00	-9.64	16.57	3	Horizontal	128	1.06	-
PK	11.49994G	53.42	74.00	-20.58	16.57	3	Horizontal	128	1.06	-

802.11ac VHT40_Nss1,(MCS0)_2TX

08/03/2019

5790MHz_TX

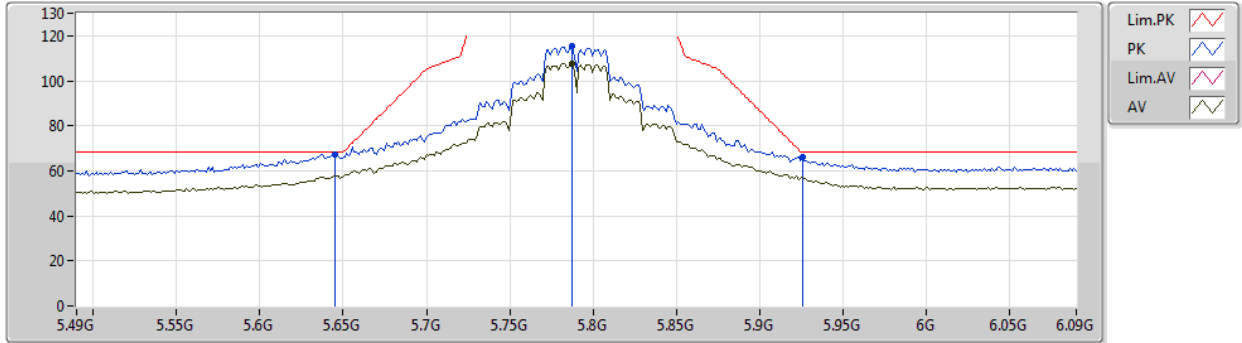


Type	Freq (Hz)	Level (dBuV/m)	Limit (dBuV/m)	Margin (dB)	Factor (dB)	Dist (m)	Condition	Azimuth (°)	Height (m)	Comment
AV	5.7948G	109.95	Inf	-Inf	8.22	3	Vertical	356	1.46	-
PK	5.6496G	65.20	68.20	-3.00	7.93	3	Vertical	356	1.46	-
PK	5.7852G	117.46	Inf	-Inf	8.21	3	Vertical	356	1.46	-
PK	5.9256G	67.50	68.20	-0.70	8.50	3	Vertical	356	1.46	-

802.11ac VHT40_Nss1,(MCS0)_2TX

08/03/2019

5790MHz_TX



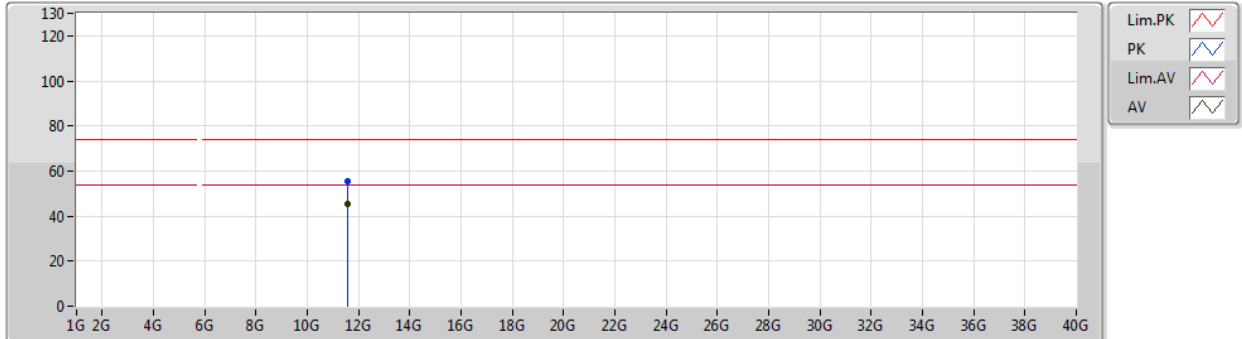
Type	Freq (Hz)	Level (dBuV/m)	Limit (dBuV/m)	Margin (dB)	Factor (dB)	Dist (m)	Condition	Azimuth (°)	Height (m)	Comment
AV	5.7876G	107.86	Inf	-Inf	8.11	3	Horizontal	358	1.75	-
PK	5.6448G	67.26	68.20	-0.94	7.82	3	Horizontal	358	1.75	-
PK	5.7876G	115.43	Inf	-Inf	8.11	3	Horizontal	358	1.75	-
PK	5.9256G	65.87	68.20	-2.33	8.40	3	Horizontal	358	1.75	-



802.11ac VHT40_Nss1,(MCS0)_2TX

08/03/2019

5790MHz_TX



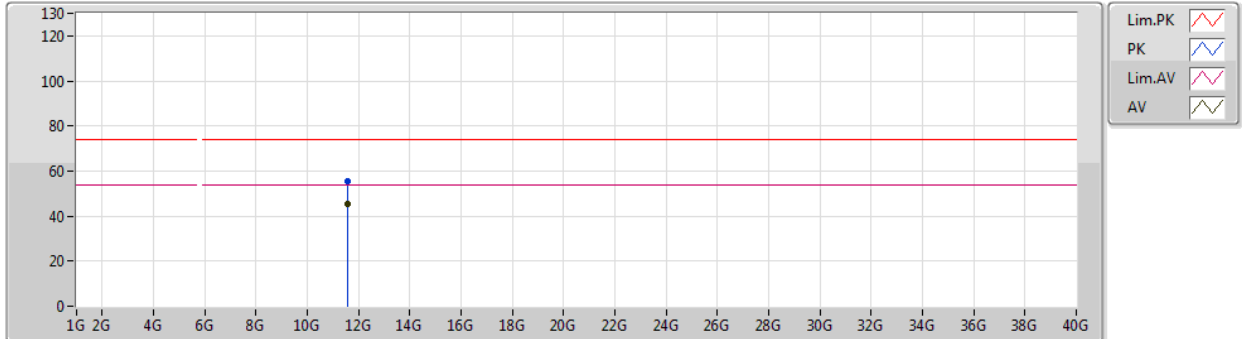
Type	Freq (Hz)	Level (dBuV/m)	Limit (dBuV/m)	Margin (dB)	Factor (dB)	Dist (m)	Condition	Azimuth (°)	Height (m)	Comment
AV	11.58576G	45.14	54.00	-8.86	16.53	3	Vertical	106	1.38	-
PK	11.57364G	55.26	74.00	-18.74	16.53	3	Vertical	106	1.38	-



802.11ac VHT40_Nss1,(MCS0)_2TX

08/03/2019

5790MHz_TX

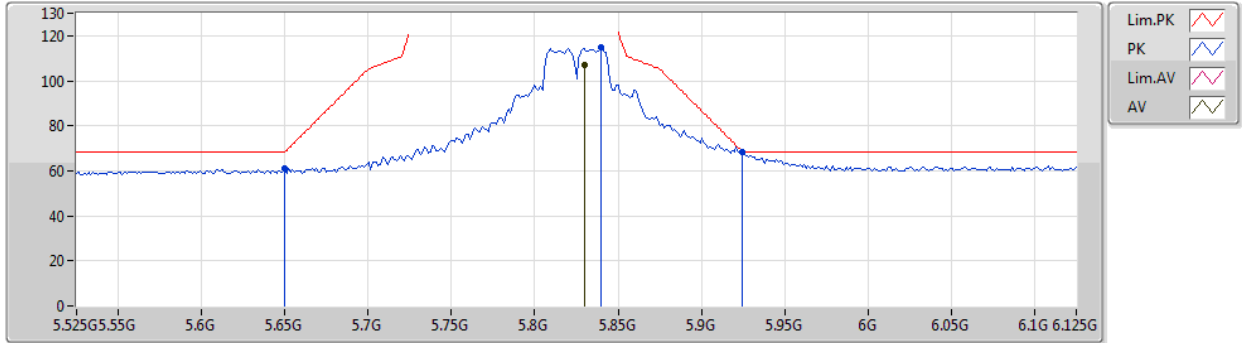


Type	Freq (Hz)	Level (dBuV/m)	Limit (dBuV/m)	Margin (dB)	Factor (dB)	Dist (m)	Condition	Azimuth (°)	Height (m)	Comment
AV	11.58696G	45.47	54.00	-8.53	16.53	3	Horizontal	77	2.37	-
PK	11.57384G	55.28	74.00	-18.72	16.53	3	Horizontal	77	2.37	-

802.11ac VHT40_Nss1,(MCS0)_2TX

09/03/2019

5825MHz_TX

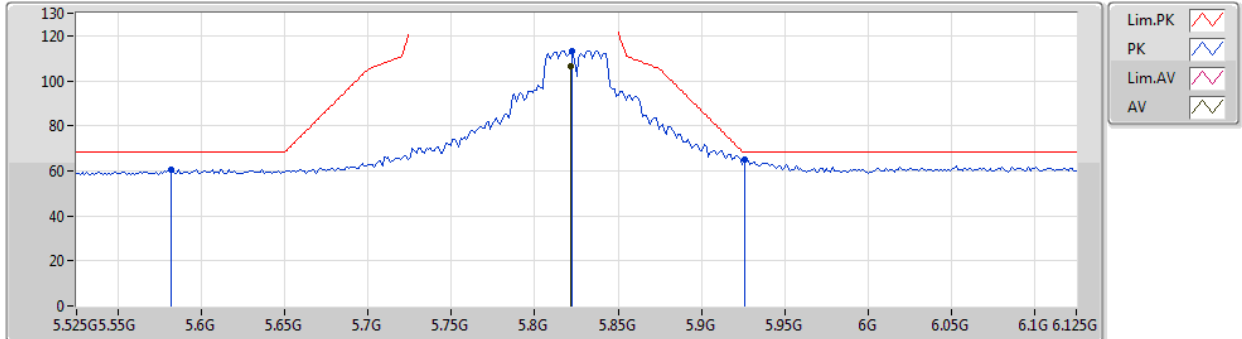


Type	Freq (Hz)	Level (dBuV/m)	Limit (dBuV/m)	Margin (dB)	Factor (dB)	Dist (m)	Condition	Azimuth (°)	Height (m)	Comment
AV	5.8298G	107.22	Inf	-Inf	8.30	3	Vertical	359	1.50	-
PK	5.6498G	60.92	68.20	-7.28	7.93	3	Vertical	359	1.50	-
PK	5.8394G	114.77	Inf	-Inf	8.33	3	Vertical	359	1.50	-
PK	5.9246G	68.40	68.50	-0.10	8.49	3	Vertical	359	1.50	-

802.11ac VHT40_Nss1,(MCS0)_2TX

09/03/2019

5825MHz_TX



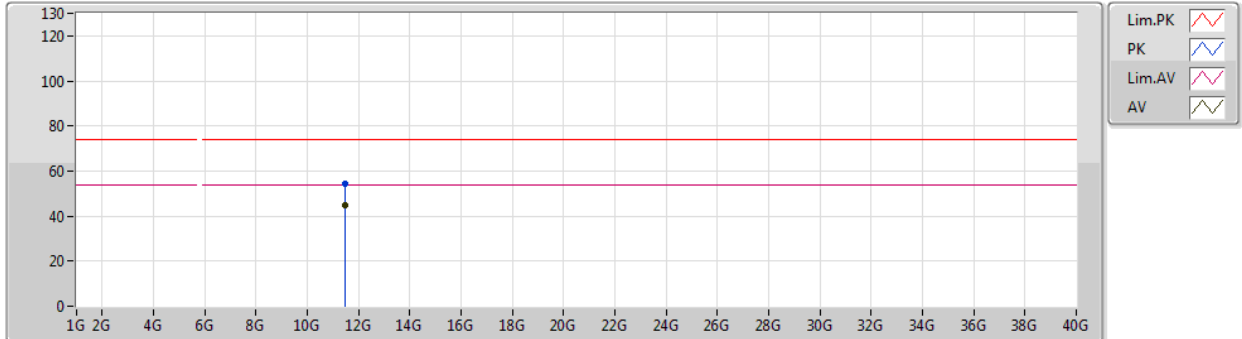
Type	Freq (Hz)	Level (dBuV/m)	Limit (dBuV/m)	Margin (dB)	Factor (dB)	Dist (m)	Condition	Azimuth (°)	Height (m)	Comment
AV	5.8214G	106.22	Inf	-Inf	8.28	3	Horizontal	358	1.50	-
PK	5.5814G	60.74	68.20	-7.46	7.79	3	Horizontal	358	1.50	-
PK	5.8226G	113.35	Inf	-Inf	8.28	3	Horizontal	358	1.50	-
PK	5.9258G	64.87	68.20	-3.33	8.50	3	Horizontal	358	1.50	-



802.11ac VHT40_Nss1,(MCS0)_2TX

09/03/2019

5825MHz_TX



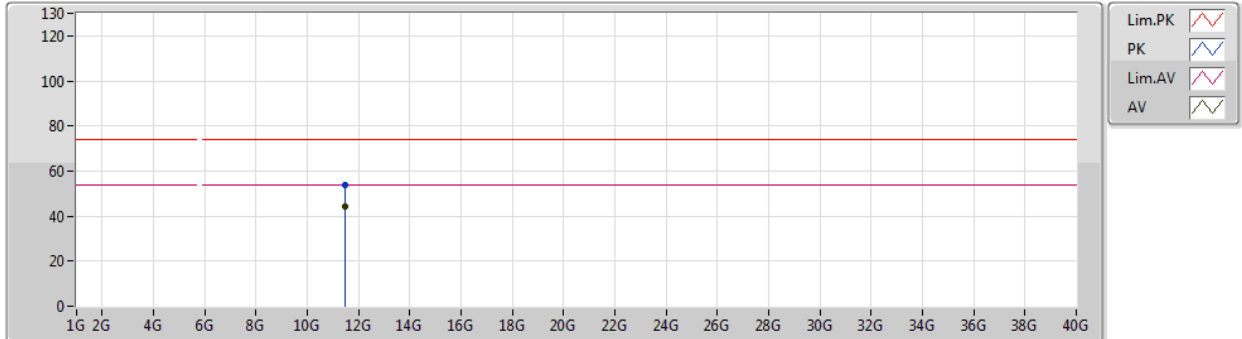
Type	Freq (Hz)	Level (dBuV/m)	Limit (dBuV/m)	Margin (dB)	Factor (dB)	Dist (m)	Condition	Azimuth (°)	Height (m)	Comment
AV	11.49286G	44.61	54.00	-9.39	16.58	3	Vertical	228	1.79	-
PK	11.4964G	53.39	74.00	-19.61	16.57	3	Vertical	228	1.79	-



802.11ac VHT40_Nss1,(MCS0)_2TX

09/03/2019

5825MHz_TX

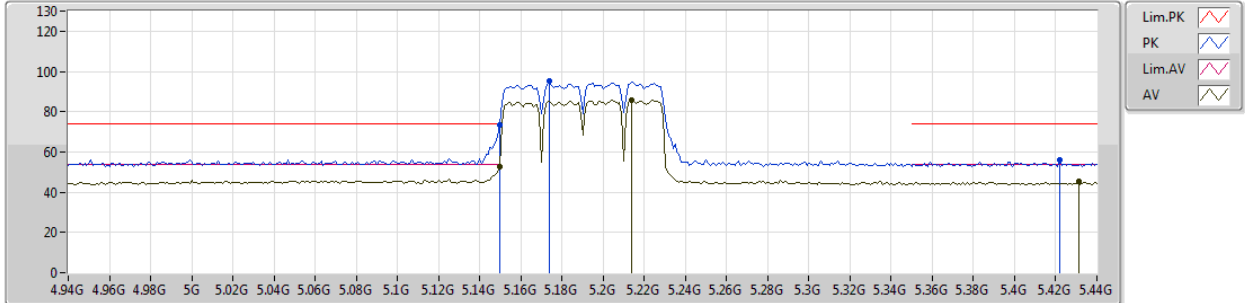


Type	Freq (Hz)	Level (dBuV/m)	Limit (dBuV/m)	Margin (dB)	Factor (dB)	Dist (m)	Condition	Azimuth (°)	Height (m)	Comment
AV	11.49532G	44.23	54.00	-9.77	16.58	3	Horizontal	342	1.26	-
PK	11.491G	54.00	74.00	-20.00	16.57	3	Horizontal	342	1.26	-

802.11ac VHT80_Nss1,(MCS0)_2TX

16/03/2019

5190MHz_TX



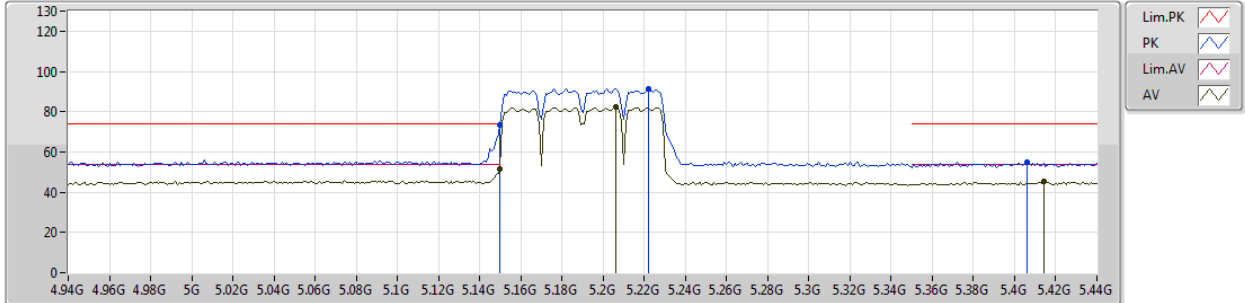
Type	Freq (Hz)	Level (dBuV/m)	Limit (dBuV/m)	Margin (dB)	Factor (dB)	Dist (m)	Condition	Azimuth (°)	Height (m)	Comments
AV	5.15G	52.73	54.00	-1.27	2.74	3	Vertical	0	1.50	-
AV	5.214G	85.91	Inf	-Inf	2.82	3	Vertical	0	1.50	-
AV	5.431G	45.18	54.00	-8.82	3.06	3	Vertical	0	1.50	-
PK	5.15G	73.51	74.00	-0.49	2.74	3	Vertical	0	1.50	-
PK	5.174G	95.44	Inf	-Inf	2.76	3	Vertical	0	1.50	-
PK	5.422G	56.09	74.00	-17.91	3.06	3	Vertical	0	1.50	-



802.11ac VHT80_Nss1,(MCS0)_2TX

16/03/2019

5190MHz_TX



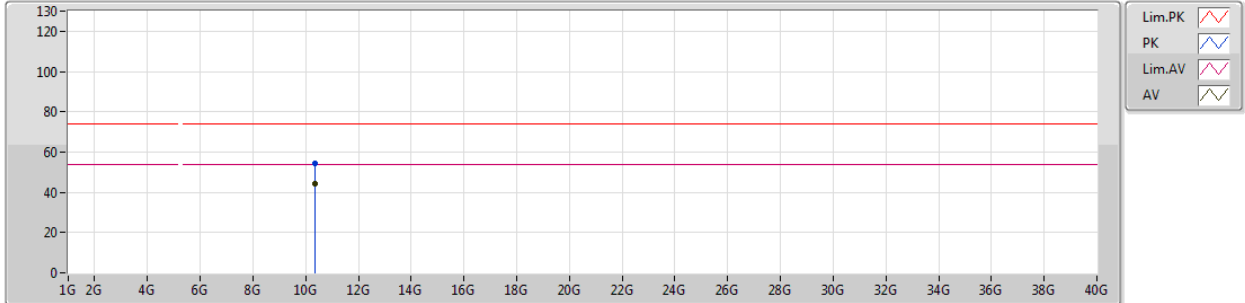
Type	Freq (Hz)	Level (dBuV/m)	Limit (dBuV/m)	Margin (dB)	Factor (dB)	Dist (m)	Condition	Azimuth (°)	Height (m)	Comments
AV	5.15G	51.42	54.00	-2.58	2.74	3	Horizontal	0	1.52	-
AV	5.206G	82.29	Inf	-Inf	2.80	3	Horizontal	0	1.52	-
AV	5.414G	45.38	54.00	-8.62	3.05	3	Horizontal	0	1.52	-
PK	5.15G	73.48	74.00	-0.52	2.74	3	Horizontal	0	1.52	-
PK	5.222G	91.57	Inf	-Inf	2.83	3	Horizontal	0	1.52	-
PK	5.406G	55.16	74.00	-18.84	3.03	3	Horizontal	0	1.52	-



802.11ac VHT80_Nss1,(MCS0)_2TX

16/03/2019

5190MHz_TX



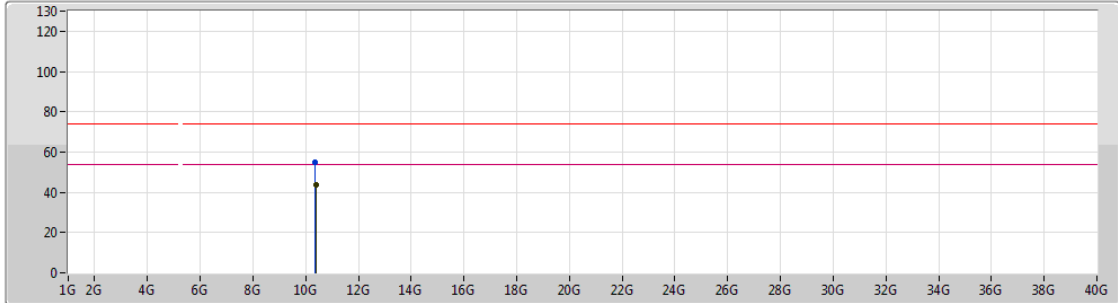
Type	Freq (Hz)	Level (dBuV/m)	Limit (dBuV/m)	Margin (dB)	Factor (dB)	Dist (m)	Condition	Azimuth (°)	Height (m)	Comments
AV	10.37268G	44.23	54.00	-9.77	12.66	3	Vertical	110	1.50	-
PK	10.3752G	54.49	74.00	-19.51	12.67	3	Vertical	110	1.50	-



802.11ac VHT80_Nss1,(MCS0)_2TX

16/03/2019

5190MHz_TX



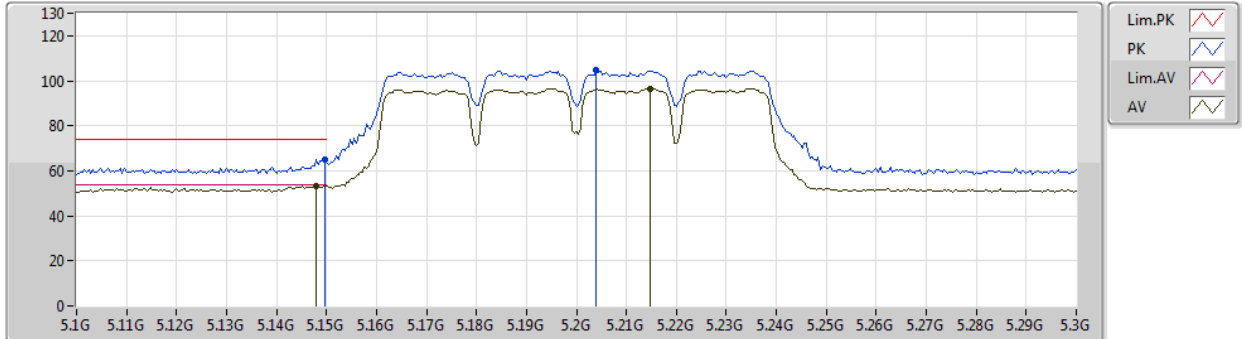
Lim.PK
 PK
 Lim.AV
 AV

Type	Freq (Hz)	Level (dBuV/m)	Limit (dBuV/m)	Margin (dB)	Factor (dB)	Dist (m)	Condition	Azimuth (°)	Height (m)	Comments
AV	10.37862G	43.63	54.00	-10.37	12.67	3	Horizontal	155	1.50	-
PK	10.37304G	55.06	74.00	-18.94	12.66	3	Horizontal	155	1.50	-

802.11ac VHT80_Nss1,(MCS0)_2TX

08/03/2019

5200MHz_TX

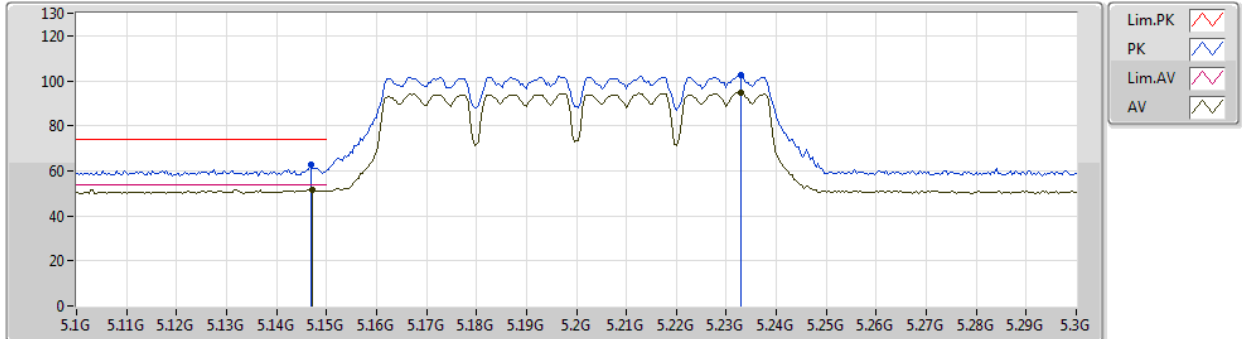


Type	Freq (Hz)	Level (dBuV/m)	Limit (dBuV/m)	Margin (dB)	Factor (dB)	Dist (m)	Condition	Azimuth (°)	Height (m)	Comment
AV	5.148G	53.45	54.00	-0.55	7.10	3	Vertical	359	1.85	-
AV	5.2148G	96.58	Inf	-Inf	7.15	3	Vertical	359	1.85	-
PK	5.1496G	65.05	74.00	-8.95	7.10	3	Vertical	359	1.85	-
PK	5.204G	104.84	Inf	-Inf	7.12	3	Vertical	359	1.85	-

802.11ac VHT80_Nss1,(MCS0)_2TX

08/03/2019

5200MHz_TX



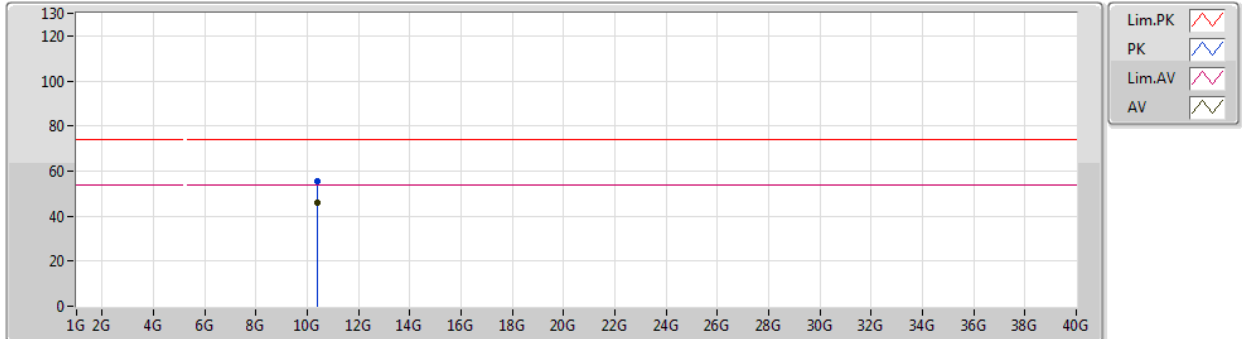
Type	Freq (Hz)	Level (dBuV/m)	Limit (dBuV/m)	Margin (dB)	Factor (dB)	Dist (m)	Condition	Azimuth (°)	Height (m)	Comment
AV	5.1472G	51.69	54.00	-2.31	7.10	3	Horizontal	355	1.74	-
AV	5.2328G	94.89	Inf	-Inf	7.18	3	Horizontal	355	1.74	-
PK	5.1468G	62.65	74.00	-11.35	7.10	3	Horizontal	355	1.74	-
PK	5.2328G	102.63	Inf	-Inf	7.18	3	Horizontal	355	1.74	-



802.11ac VHT80_Nss1,(MCS0)_2TX

08/03/2019

5200MHz_TX



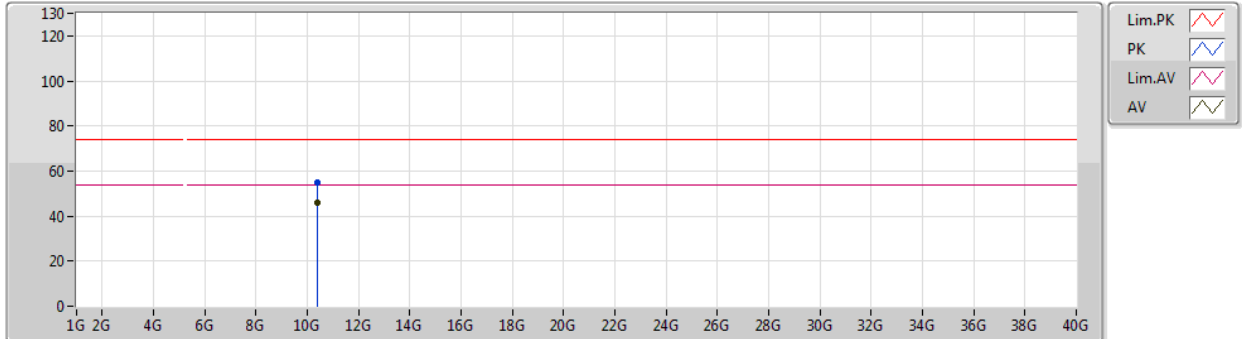
Type	Freq (Hz)	Level (dBuV/m)	Limit (dBuV/m)	Margin (dB)	Factor (dB)	Dist (m)	Condition	Azimuth (°)	Height (m)	Comment
AV	10.39934G	46.08	54.00	-7.92	15.94	3	Vertical	112	1.87	-
PK	10.39022G	55.21	74.00	-18.79	15.92	3	Vertical	112	1.87	-



802.11ac VHT80_Nss1,(MCS0)_2TX

08/03/2019

5200MHz_TX

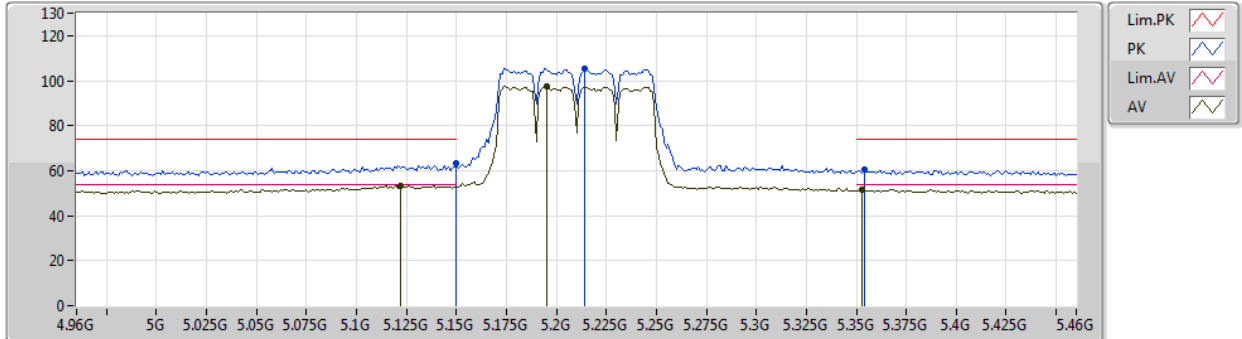


Type	Freq (Hz)	Level (dBuV/m)	Limit (dBuV/m)	Margin (dB)	Factor (dB)	Dist (m)	Condition	Azimuth (°)	Height (m)	Comment
AV	10.4006G	46.01	54.00	-7.99	15.94	3	Horizontal	157	1.52	-
PK	10.4126G	55.12	74.00	-18.88	15.96	3	Horizontal	157	1.52	-

802.11ac VHT80_Nss1,(MCS0)_2TX

09/03/2019

5210MHz_TX

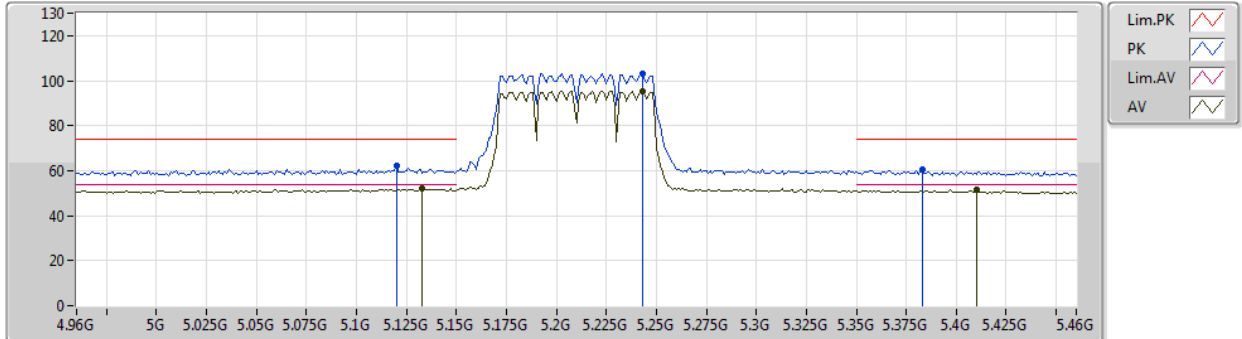


Type	Freq (Hz)	Level (dBuV/m)	Limit (dBuV/m)	Margin (dB)	Factor (dB)	Dist (m)	Condition	Azimuth (°)	Height (m)	Comment
AV	5.122G	53.26	54.00	-0.74	7.08	3	Vertical	353	1.69	-
AV	5.195G	97.36	Inf	-Inf	7.12	3	Vertical	353	1.69	-
AV	5.353G	51.38	54.00	-2.62	7.41	3	Vertical	353	1.69	-
PK	5.15G	63.10	74.00	-10.90	7.10	3	Vertical	353	1.69	-
PK	5.214G	105.46	Inf	-Inf	7.15	3	Vertical	353	1.69	-
PK	5.354G	60.36	74.00	-13.64	7.41	3	Vertical	353	1.69	-

802.11ac VHT80_Nss1,(MCS0)_2TX

09/03/2019

5210MHz_TX



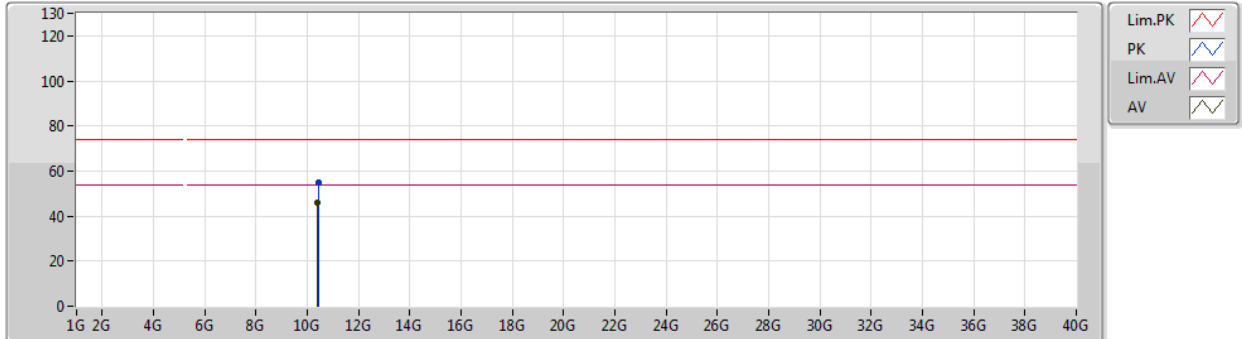
Type	Freq (Hz)	Level (dBuV/m)	Limit (dBuV/m)	Margin (dB)	Factor (dB)	Dist (m)	Condition	Azimuth (°)	Height (m)	Comment
AV	5.133G	52.19	54.00	-1.81	7.10	3	Horizontal	359	1.67	-
AV	5.243G	95.48	Inf	-Inf	7.20	3	Horizontal	359	1.67	-
AV	5.41G	51.49	54.00	-2.51	7.52	3	Horizontal	359	1.67	-
PK	5.12G	62.21	74.00	-11.79	7.08	3	Horizontal	359	1.67	-
PK	5.243G	103.22	Inf	-Inf	7.20	3	Horizontal	359	1.67	-
PK	5.383G	60.50	74.00	-13.50	7.47	3	Horizontal	359	1.67	-



802.11ac VHT80_Nss1,(MCS0)_2TX

09/03/2019

5210MHz_TX



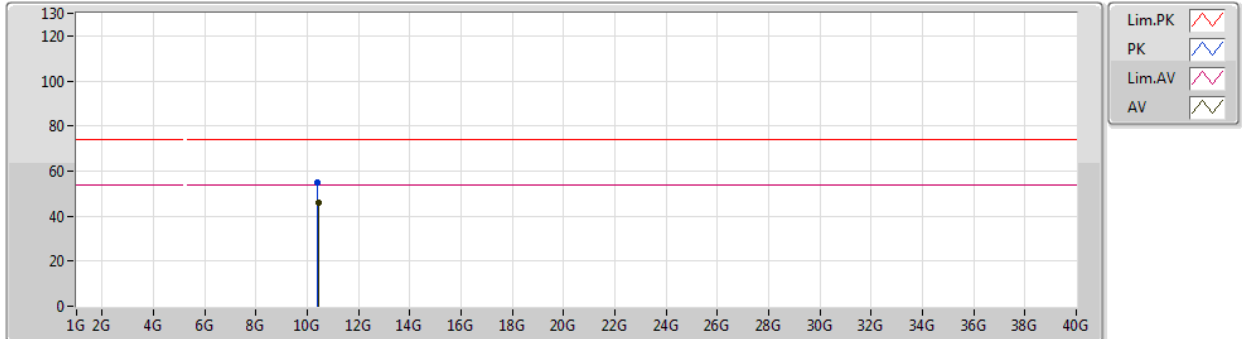
Type	Freq (Hz)	Level (dBuV/m)	Limit (dBuV/m)	Margin (dB)	Factor (dB)	Dist (m)	Condition	Azimuth (°)	Height (m)	Comment
AV	10.40992G	46.15	54.00	-7.85	15.95	3	Vertical	250	1.54	-
PK	10.43062G	55.04	74.00	-18.96	15.98	3	Vertical	250	1.54	-



802.11ac VHT80_Nss1,(MCS0)_2TX

09/03/2019

5210MHz_TX

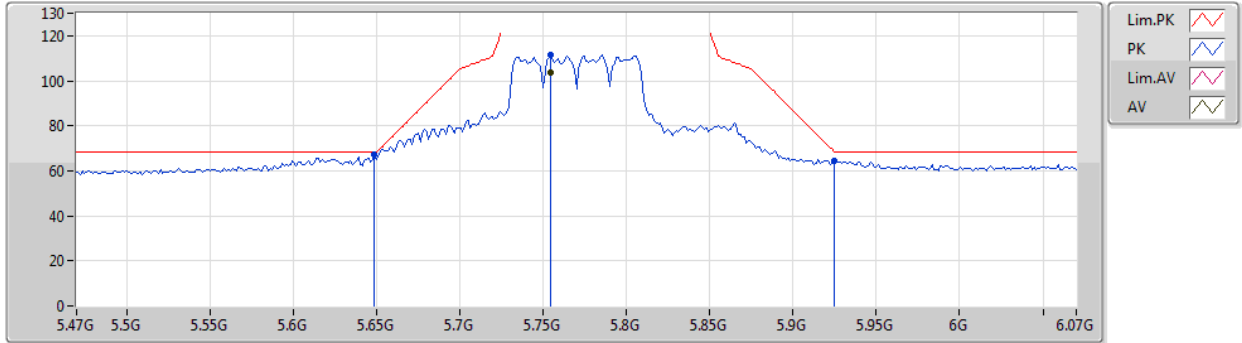


Type	Freq (Hz)	Level (dBuV/m)	Limit (dBuV/m)	Margin (dB)	Factor (dB)	Dist (m)	Condition	Azimuth (°)	Height (m)	Comment
AV	10.43008G	45.80	54.00	-8.20	15.98	3	Horizontal	260	1.52	-
PK	10.41766G	55.05	74.00	-18.95	15.95	3	Horizontal	260	1.52	-

802.11ac VHT80_Nss1,(MCS0)_2TX

09/03/2019

5770MHz_TX

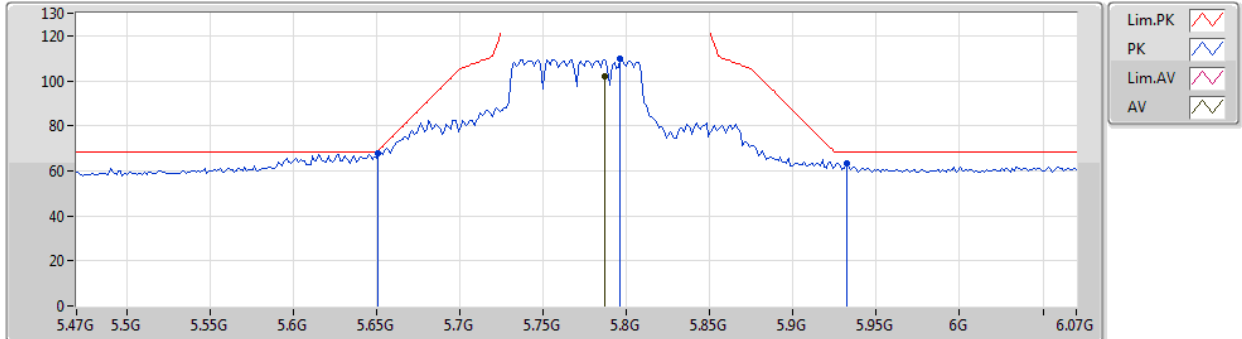


Type	Freq (Hz)	Level (dBuV/m)	Limit (dBuV/m)	Margin (dB)	Factor (dB)	Dist (m)	Condition	Azimuth (°)	Height (m)	Comment
AV	5.7544G	103.47	Inf	-Inf	8.15	3	Vertical	360	1.66	-
PK	5.6488G	67.36	68.20	-0.84	7.93	3	Vertical	360	1.66	-
PK	5.7544G	111.27	Inf	-Inf	8.15	3	Vertical	360	1.66	-
PK	5.9248G	64.21	68.35	-4.14	8.49	3	Vertical	360	1.66	-

802.11ac VHT80_Nss1,(MCS0)_2TX

09/03/2019

5770MHz_TX



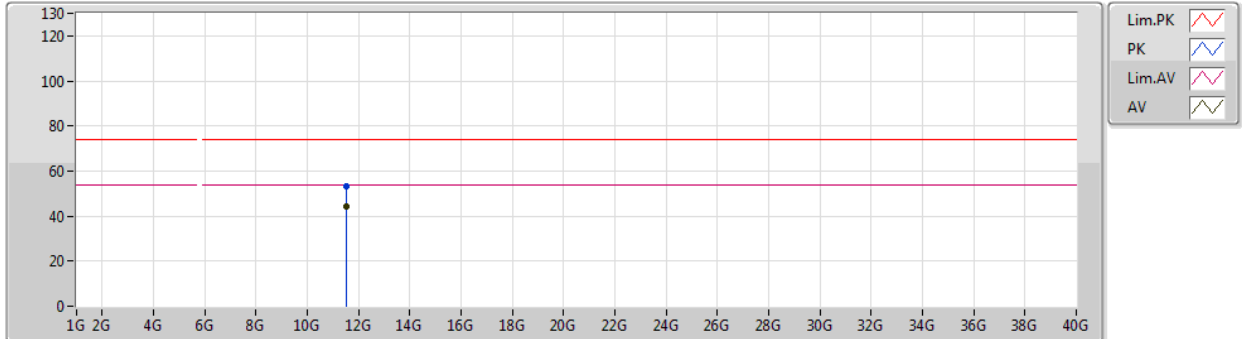
Type	Freq (Hz)	Level (dBuV/m)	Limit (dBuV/m)	Margin (dB)	Factor (dB)	Dist (m)	Condition	Azimuth (°)	Height (m)	Comment
AV	5.7868G	102.04	Inf	-Inf	8.22	3	Horizontal	350	1.58	-
PK	5.6512G	68.07	69.09	-1.02	7.92	3	Horizontal	350	1.58	-
PK	5.7964G	109.89	Inf	-Inf	8.23	3	Horizontal	350	1.58	-
PK	5.932G	63.27	68.20	-4.93	8.51	3	Horizontal	350	1.58	-



802.11ac VHT80_Nss1,(MCS0)_2TX

09/03/2019

5770MHz_TX



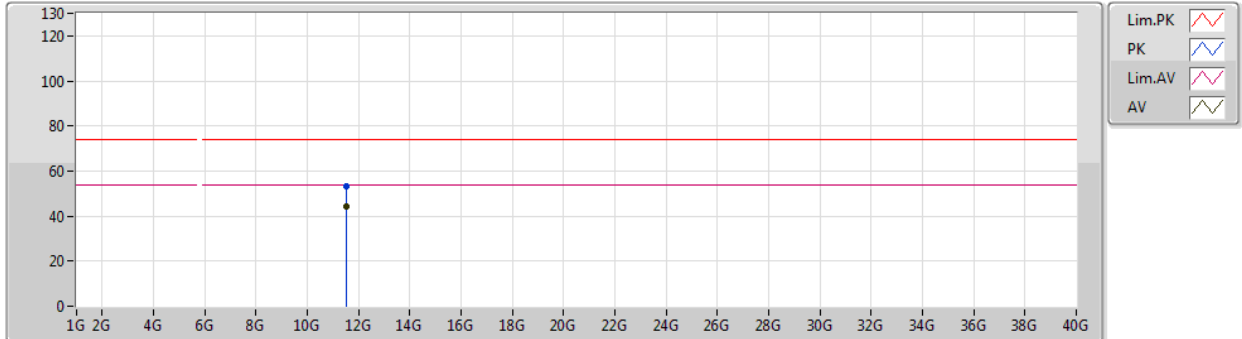
Type	Freq (Hz)	Level (dBuV/m)	Limit (dBuV/m)	Margin (dB)	Factor (dB)	Dist (m)	Condition	Azimuth (°)	Height (m)	Comment
AV	11.53418G	44.23	54.00	-9.77	16.55	3	Vertical	216	1.95	-
PK	11.52824G	53.32	74.00	-20.68	16.56	3	Vertical	216	1.95	-



802.11ac VHT80_Nss1,(MCS0)_2TX

09/03/2019

5770MHz_TX

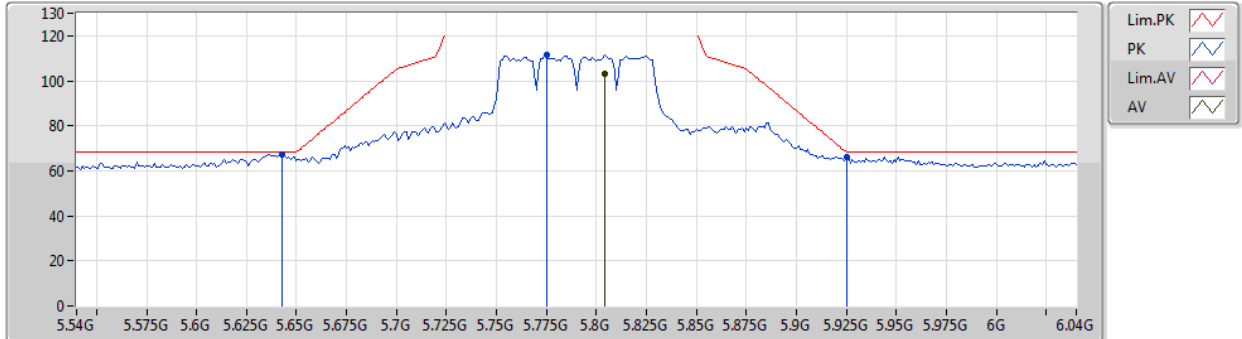


Type	Freq (Hz)	Level (dBuV/m)	Limit (dBuV/m)	Margin (dB)	Factor (dB)	Dist (m)	Condition	Azimuth (°)	Height (m)	Comment
AV	11.52584G	44.21	54.00	-9.79	16.56	3	Horizontal	264	2.33	-
PK	11.54198G	53.00	74.00	-21.00	16.56	3	Horizontal	264	2.33	-

802.11ac VHT80_Nss1,(MCS0)_2TX

08/03/2019

5790MHz_TX

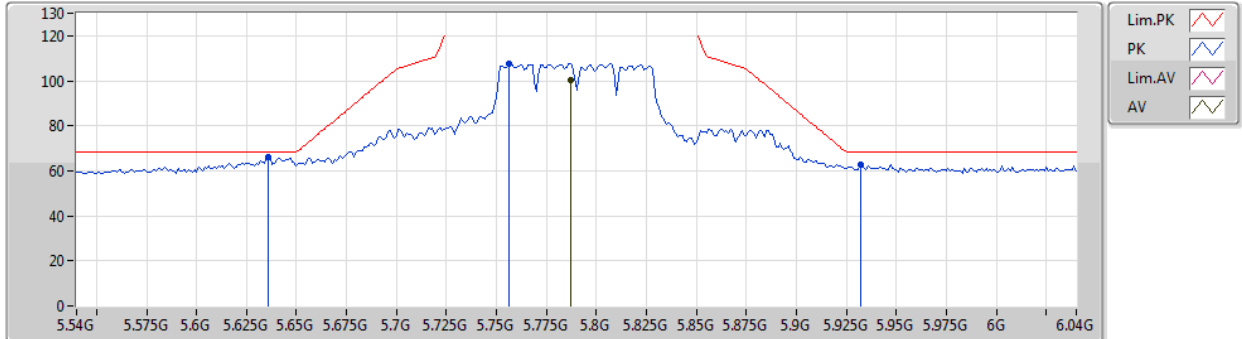


Type	Freq (Hz)	Level (dBuV/m)	Limit (dBuV/m)	Margin (dB)	Factor (dB)	Dist (m)	Condition	Azimuth (°)	Height (m)	Comment
AV	5.804G	102.92	Inf	-Inf	10.26	3	Vertical	359	1.57	-
PK	5.643G	67.48	68.20	-0.72	10.03	3	Vertical	359	1.57	-
PK	5.775G	111.30	Inf	-Inf	10.22	3	Vertical	359	1.57	-
PK	5.925G	66.15	68.20	-2.05	10.44	3	Vertical	359	1.57	-

802.11ac VHT80_Nss1,(MCS0)_2TX

08/03/2019

5790MHz_TX



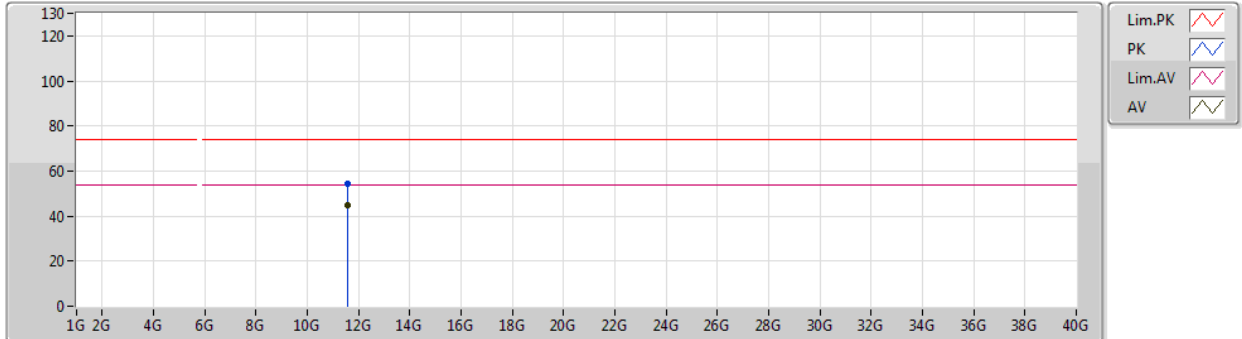
Type	Freq (Hz)	Level (dBuV/m)	Limit (dBuV/m)	Margin (dB)	Factor (dB)	Dist (m)	Condition	Azimuth (°)	Height (m)	Comment
AV	5.787G	100.22	Inf	-Inf	8.12	3	Horizontal	0	1.62	-
PK	5.636G	66.29	68.20	-1.91	7.80	3	Horizontal	0	1.62	-
PK	5.756G	107.55	Inf	-Inf	8.05	3	Horizontal	0	1.62	-
PK	5.932G	63.03	68.20	-5.17	8.41	3	Horizontal	0	1.62	-



802.11ac VHT80_Nss1,(MCS0)_2TX

08/03/2019

5790MHz_TX



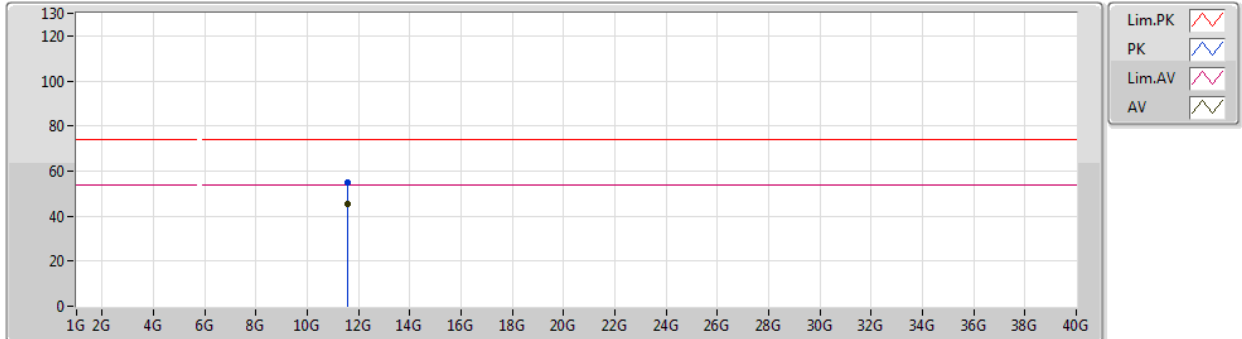
Type	Freq (Hz)	Level (dBuV/m)	Limit (dBuV/m)	Margin (dB)	Factor (dB)	Dist (m)	Condition	Azimuth (°)	Height (m)	Comment
AV	11.56758G	45.01	54.00	-8.99	16.54	3	Vertical	238	1.23	-
PK	11.58222G	54.41	74.00	-19.59	16.53	3	Vertical	238	1.23	-



802.11ac VHT80_Nss1,(MCS0)_2TX

08/03/2019

5790MHz_TX

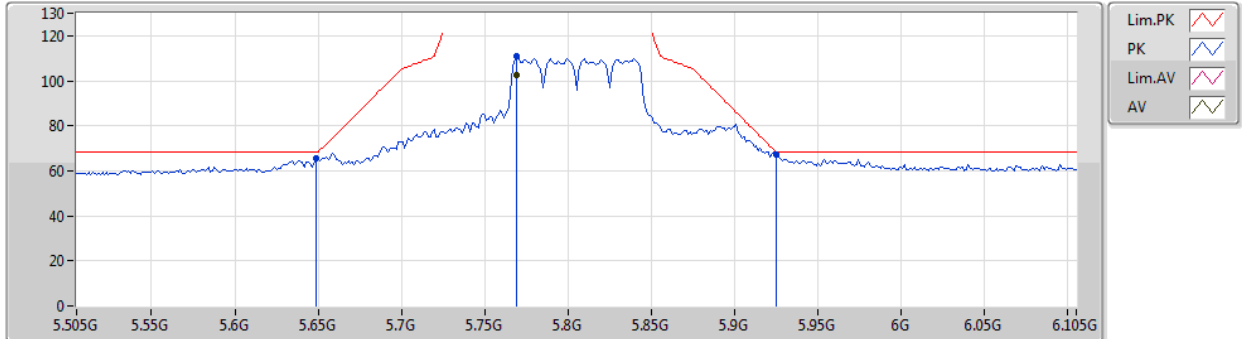


Type	Freq (Hz)	Level (dBuV/m)	Limit (dBuV/m)	Margin (dB)	Factor (dB)	Dist (m)	Condition	Azimuth (°)	Height (m)	Comment
AV	11.58594G	45.14	54.00	-8.86	16.53	3	Horizontal	173	1.41	-
PK	11.57004G	54.86	74.00	-19.14	16.54	3	Horizontal	173	1.41	-

802.11ac VHT80_Nss1,(MCS0)_2TX

09/03/2019

5805MHz_TX

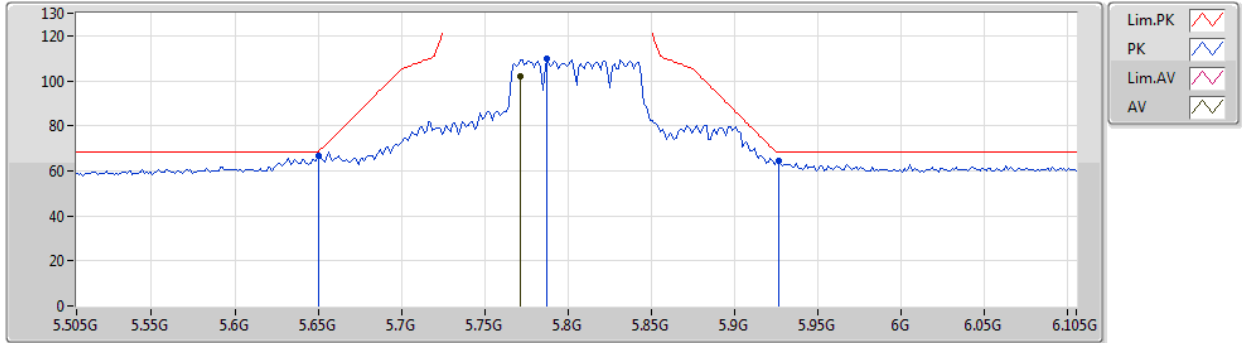


Type	Freq (Hz)	Level (dBuV/m)	Limit (dBuV/m)	Margin (dB)	Factor (dB)	Dist (m)	Condition	Azimuth (°)	Height (m)	Comment
AV	5.769G	102.63	Inf	-Inf	8.18	3	Vertical	1	1.50	-
PK	5.649G	65.46	68.20	-2.74	7.93	3	Vertical	1	1.50	-
PK	5.769G	110.72	Inf	-Inf	8.18	3	Vertical	1	1.50	-
PK	5.925G	67.49	68.20	-0.71	8.49	3	Vertical	1	1.50	-

802.11ac VHT80_Nss1,(MCS0)_2TX

09/03/2019

5805MHz_TX



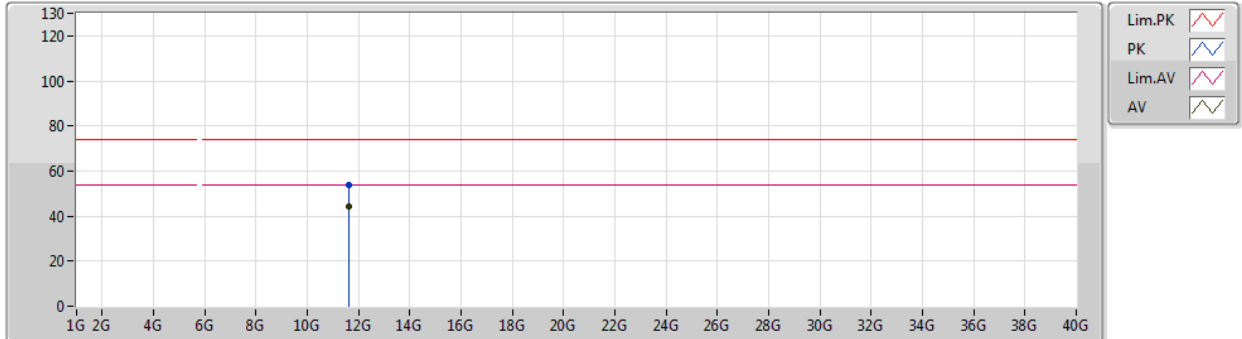
Type	Freq (Hz)	Level (dBuV/m)	Limit (dBuV/m)	Margin (dB)	Factor (dB)	Dist (m)	Condition	Azimuth (°)	Height (m)	Comment
AV	5.7714G	101.77	Inf	-Inf	8.18	3	Horizontal	358	1.45	-
PK	5.6502G	66.85	68.35	-1.50	7.92	3	Horizontal	358	1.45	-
PK	5.787G	109.59	Inf	-Inf	8.22	3	Horizontal	358	1.45	-
PK	5.9262G	64.56	68.20	-3.64	8.50	3	Horizontal	358	1.45	-



802.11ac VHT80_Nss1,(MCS0)_2TX

09/03/2019

5805MHz_TX



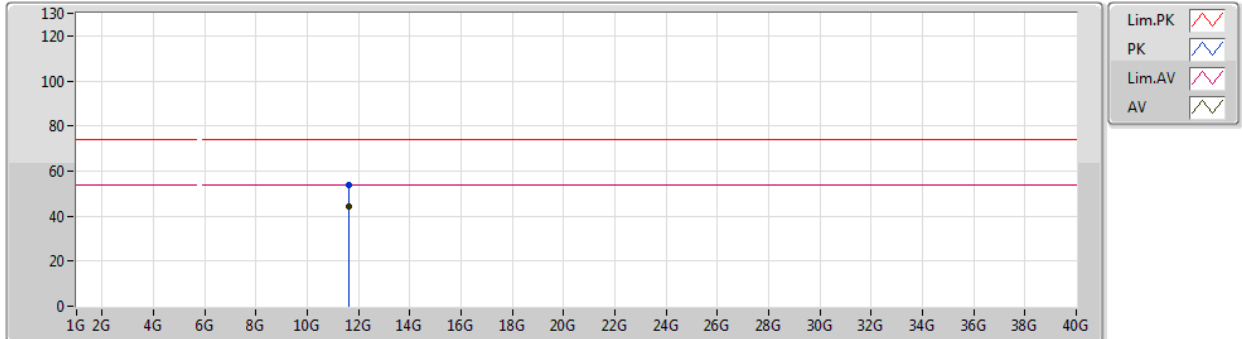
Type	Freq (Hz)	Level (dBuV/m)	Limit (dBuV/m)	Margin (dB)	Factor (dB)	Dist (m)	Condition	Azimuth (°)	Height (m)	Comment
AV	11.60304G	44.48	54.00	-9.52	16.52	3	Vertical	248	1.50	-
PK	11.62248G	53.88	74.00	-20.12	16.50	3	Vertical	248	1.50	-



802.11ac VHT80_Nss1,(MCS0)_2TX

09/03/2019

5805MHz_TX



Type	Freq (Hz)	Level (dBuV/m)	Limit (dBuV/m)	Margin (dB)	Factor (dB)	Dist (m)	Condition	Azimuth (°)	Height (m)	Comment
AV	11.6211G	44.46	54.00	-9.54	16.50	3	Horizontal	360	1.50	-
PK	11.6214G	53.83	74.00	-20.17	16.50	3	Horizontal	360	1.50	-