


Appendix Test Setup Photo

Photo of radiated spurious emission


9 kHz – 30 MHz (ISO-14443 Card Type A)



9 kHz – 30 MHz (ISO-14443 Card Type B)



30 MHz – 1 GHz (ISO-14443 Card Type A)



30 MHz – 1 GHz (ISO-14443 Card Type B)





Photo of AC power line conducted emission

AC power line conducted emissions_Front (ISO-14443 Card Type A)



AC power line conducted emissions_Rear (ISO-14443 Card Type A)



AC power line conducted emissions_Front (ISO-14443 Card Type B)



AC power line conducted emissions_Rear (ISO-14443 Card Type B)

