

Appendix D: SAR Test Setup

Photo 1: Measurement System SATIMO



Photo 2: Liquid deep(15cm)



Photo 3: Front to Face 10mm



ANT 2 and ANT 4

Photo 4: Extremity Front 0mm



Photo 5: Extremity Left 0mm



Photo 6: Extremity Right 0mm



Photo 7: Extremity Top 0mm



Photo 8: Extremity Bottom 0mm



ANT 3

Photo 9: Extremity Front 0mm



Photo 10: Extremity Back 0mm



Photo 11: Extremity Left 0mm






Photo 12: Extremity Right 0mm



Photo 13: Extremity Top 0mm



<p data-bbox="357 219 576 250">EUT Front View</p> 	<p data-bbox="1011 219 1225 250">EUT Back View</p> 
<p data-bbox="363 786 569 817">EUT Left View</p> 	<p data-bbox="1007 786 1230 817">EUT Right View</p> 