



Appendix A: SAR System performance Check Plots

Measurement	Liquid	Frequency	Test Date
System Check	Head	750	2023/08/29
System Check	Head	835	2023/08/31
System Check	Head	1800	2023/09/04
System Check	Head	1900	2023/09/06
System Check	Head	2450	2023/09/10
System Check	Head	2600	2023/09/14
System Check	Head	5200	2023/09/15
System Check	Head	5400	2023/09/15
System Check	Head	5600	2023/09/16
System Check	Head	5800	2023/09/16

System Performance Check (750MHz)

Type: Validation measurement

Date of measurement: 08/29/2023

A. Experimental conditions.

E-Field Probe	SATIMO 0523-EPGO-403
Area Scan	dx=8mm dy=8mm
Zoom Scan	5x5x7,dx=8mm dy=8mm dz=5mm
Phantom	Validation plane
Device Position	Dipole
Band	750MHz
Channels	Middle
Signal	CW(Crest factor: 1.0)


B. SAR Measurement Results

Frequency (MHz)	750
Relative permittivity (real part)	41.40
Conductivity (S/m)	0.89
Variation (%)	0.35

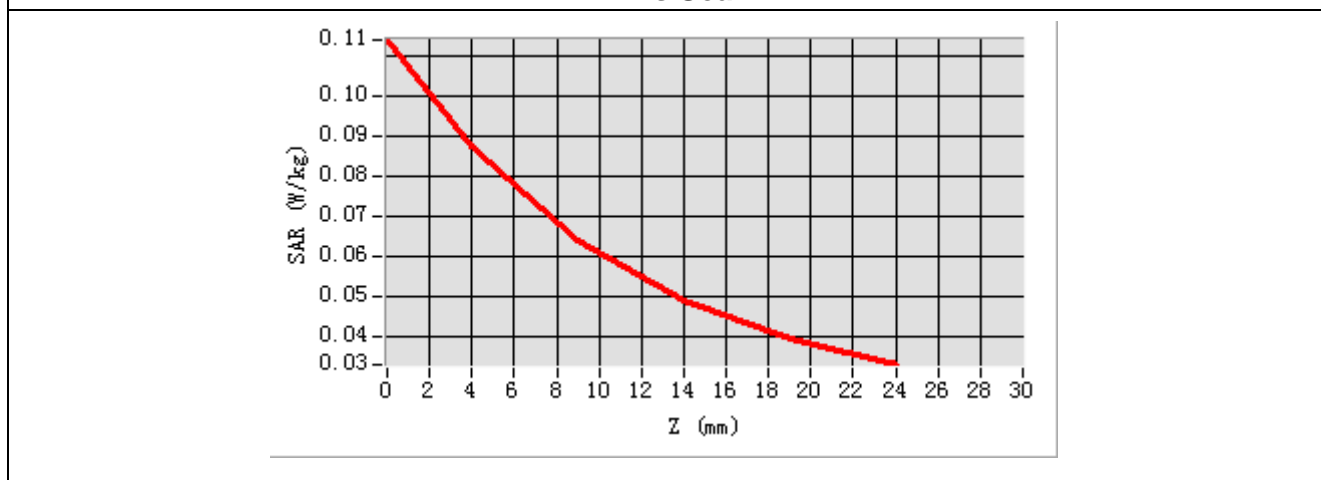
Maximum location: X=0.00, Y=7.00

SAR Peak: 0.11 W/kg

SAR 10g (W/Kg)	0.057229
SAR 1g (W/Kg)	0.084829



Z Axis Scan



System Performance Check (835MHz)

Type: Validation measurement

Date of measurement: 08/31/2023

A. Experimental conditions.

E-Field Probe	SATIMO 0523-EPGO-403
Area Scan	dx=8mm dy=8mm
Zoom Scan	5x5x7,dx=8mm dy=8mm dz=5mm
Phantom	Validation plane
Device Position	Dipole
Band	835MHz
Channels	Middle
Signal	CW(Crest factor: 1.0)


B. SAR Measurement Results

Frequency (MHz)	835
Relative permittivity (real part)	42.08
Conductivity (S/m)	0.92
Variation (%)	-0.25

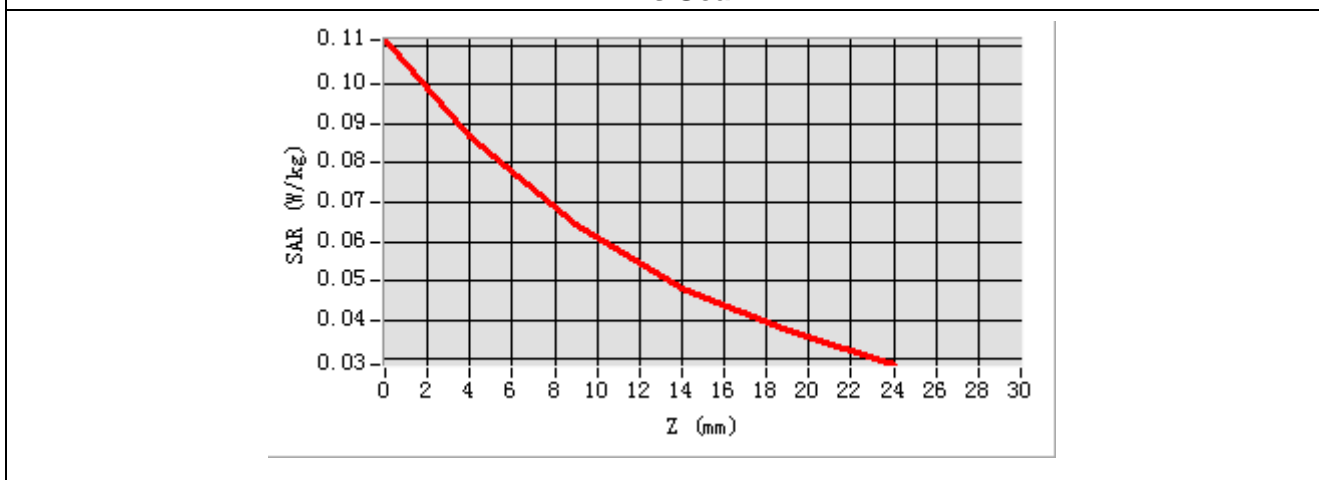
Maximum location: X=7.00, Y=2.00

SAR Peak: 0.11 W/kg

SAR 10g (W/Kg)	0.060258
SAR 1g (W/Kg)	0.097495



Z Axis Scan



System Performance Check (1800MHz)

Type: Validation measurement

Date of measurement: 09/04/2023

A. Experimental conditions.

E-Field Probe	SATIMO 0523-EPGO-403
Area Scan	dx=8mm dy=8mm
Zoom Scan	5x5x7,dx=8mm dy=8mm dz=5mm
Phantom	Validation plane
Device Position	Dipole
Band	1800MHz
Channels	Middle
Signal	CW(Crest factor: 1.0)


B. SAR Measurement Results

Frequency (MHz)	1800
Relative permittivity (real part)	40.21
Conductivity (S/m)	1.37
Variation (%)	-0.32

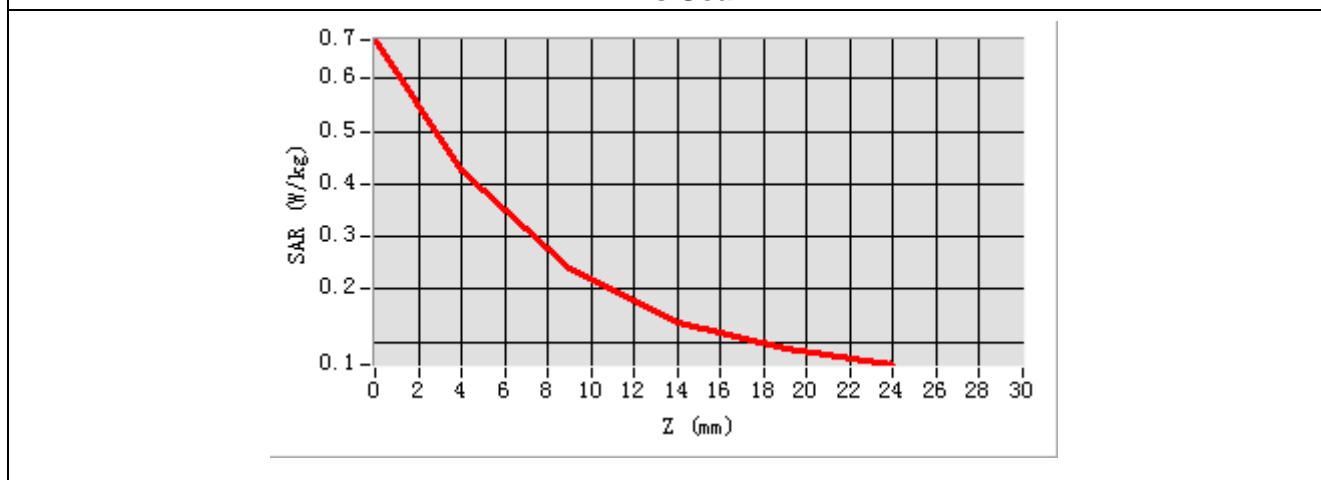
Maximum location: X=0.00, Y=1.00

SAR Peak: 0.68 W/kg

SAR 10g (W/Kg)	0.211306
SAR 1g (W/Kg)	0.398982



Z Axis Scan



System Performance Check (1900MHz)

Type: Validation measurement

Date of measurement: 09/06/2023

A. Experimental conditions.

E-Field Probe	SATIMO 0523-EPGO-403
Area Scan	dx=8mm dy=8mm
Zoom Scan	5x5x7,dx=8mm dy=8mm dz=5mm
Phantom	Validation plane
Device Position	Dipole
Band	1900MHz
Channels	Middle
Signal	CW(Crest factor: 1.0)

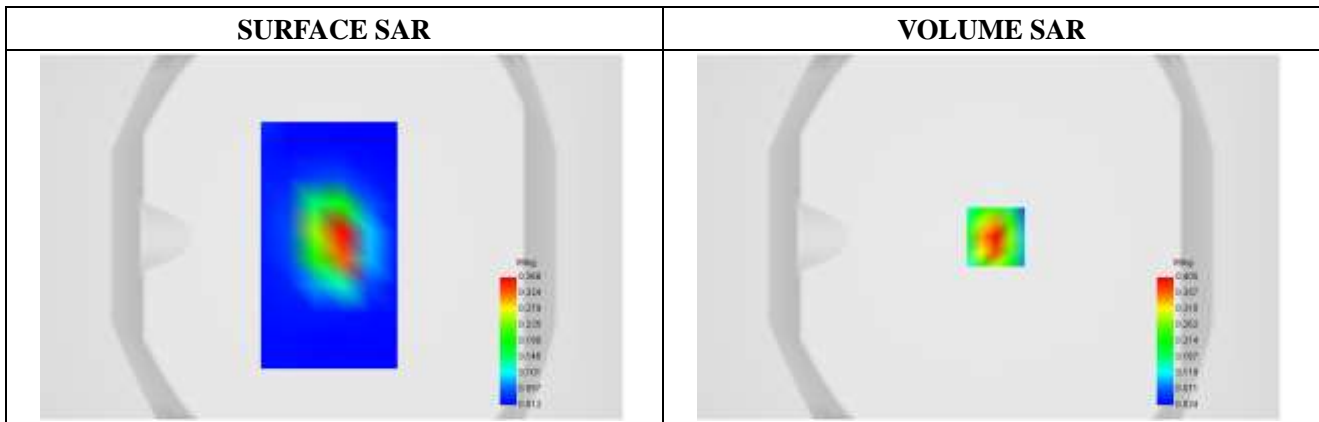
B. SAR Measurement Results

Frequency (MHz)	1900
Relative permittivity (real part)	40.07
Conductivity (S/m)	1.40
Variation (%)	-0.39

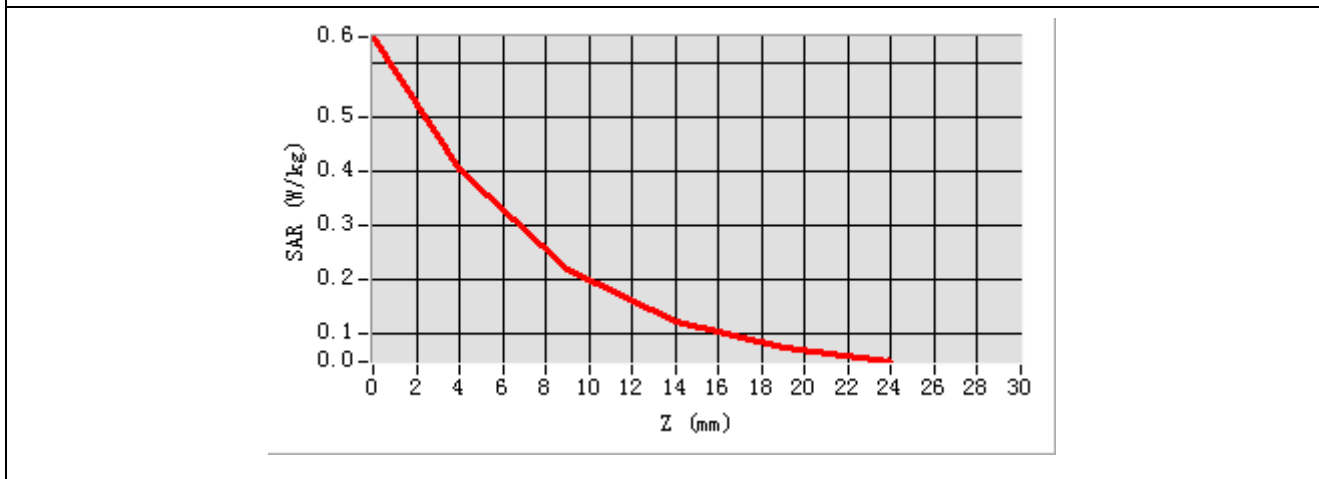
Maximum location: X=3.00, Y=0.00

SAR Peak: 0.64 W/kg

SAR 10g (W/Kg)	0.198604
SAR 1g (W/Kg)	0.381593



Z Axis Scan



System Performance Check (2450MHz)

Type: Validation measurement

Date of measurement: 09/10/2023

A. Experimental conditions.

E-Field Probe	SATIMO 0523-EPGO-403
Area Scan	dx=8mm dy=8mm
Zoom Scan	7x7x7,dx=5mm dy=5mm dz=5mm
Phantom	Validation plane
Device Position	Dipole
Band	2450MHz
Channels	Middle
Signal	CW(Crest factor: 1.0)


B. SAR Measurement Results

Frequency (MHz)	2450
Relative permittivity (real part)	38.09
Conductivity (S/m)	1.81
Variation (%)	0.16

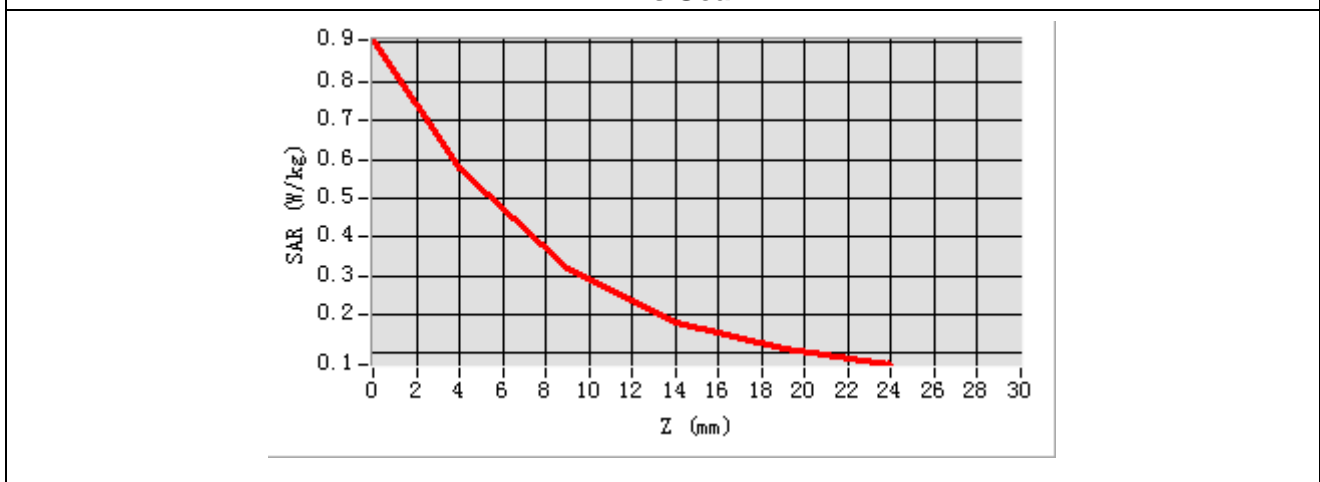
Maximum location: X=-1.00, Y=-15.00

SAR Peak: 0.90 W/kg

SAR 10g (W/Kg)	0.229790
SAR 1g (W/Kg)	0.513606



Z Axis Scan



System Performance Check (2600MHz)

Type: Validation measurement

Date of measurement: 09/14/2023

A. Experimental conditions.

E-Field Probe	SATIMO 0523-EPGO-403
Area Scan	dx=8mm dy=8mm
Zoom Scan	7x7x7,dx=5mm dy=5mm dz=5mm
Phantom	Validation plane
Device Position	Dipole
Band	2600MHz
Channels	Middle
Signal	CW(Crest factor: 1.0)


B. SAR Measurement Results

Frequency (MHz)	2600
Relative permittivity (real part)	38.32
Conductivity (S/m)	1.99
Variation (%)	0.17

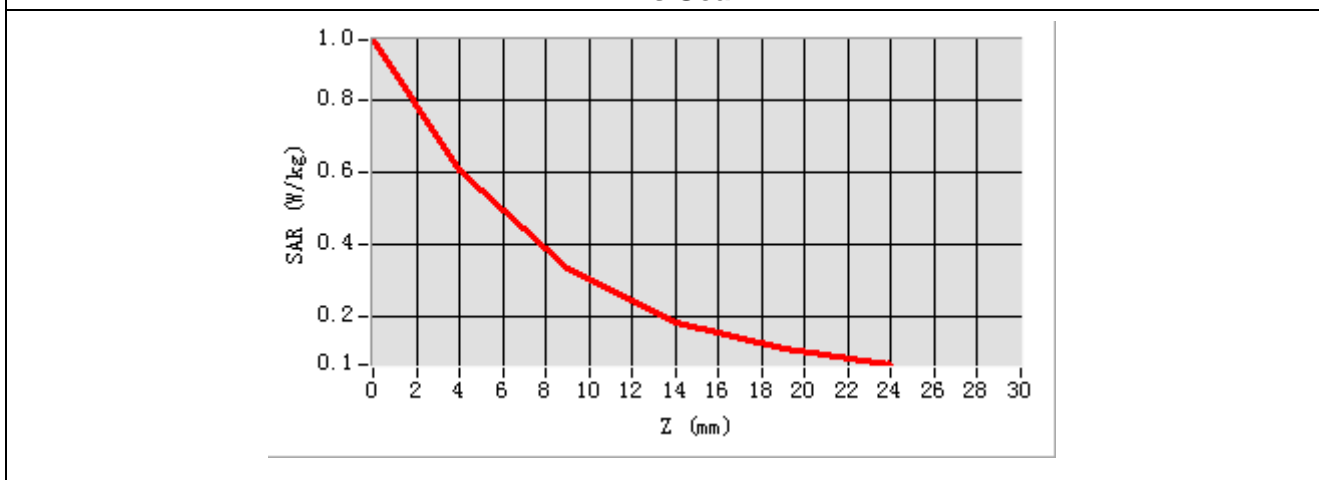
Maximum location: X=-3.00, Y=-10.00

SAR Peak: 1.01 W/kg

SAR 10g (W/Kg)	0.237631
SAR 1g (W/Kg)	0.550170



Z Axis Scan



System Performance Check (5200MHz)

Type: Validation measurement

Date of measurement: 09/15/2023

A. Experimental conditions.

E-Field Probe	SATIMO 0523-EPGO-403
Area Scan	dx=8mm dy=8mm
Zoom Scan	7x7x12,dx=4mm dy=4mm dz=2mm
Phantom	Validation plane
Device Position	Dipole
Band	5200MHz
Channels	Middle
Signal	CW(Crest factor: 1.0)


B. SAR Measurement Results

Frequency (MHz)	5200
Relative permittivity (real part)	36.71
Conductivity (S/m)	4.72
Variation (%)	0.22

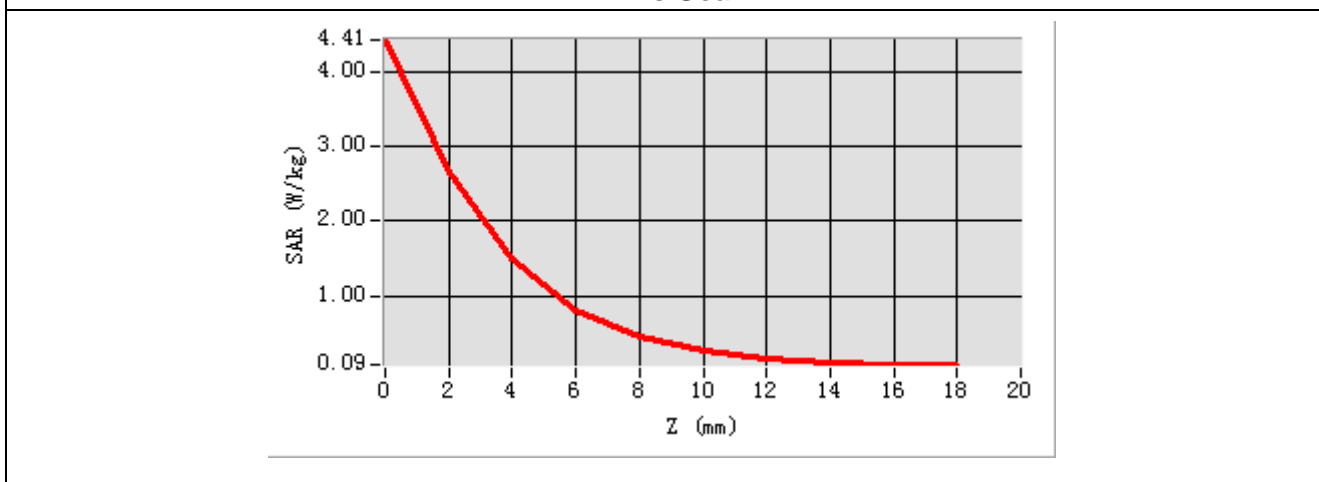
Maximum location: X=1.00, Y=0.00

SAR Peak: 4.41 W/kg

SAR 10g (W/Kg)	0.498593
SAR 1g (W/Kg)	1.470285



Z Axis Scan



System Performance Check (5400MHz)

Type: Validation measurement

Date of measurement: 09/15/2023

A. Experimental conditions.

E-Field Probe	SATIMO 0523-EPGO-403
Area Scan	dx=8mm dy=8mm
Zoom Scan	7x7x12,dx=4mm dy=4mm dz=2mm
Phantom	Validation plane
Device Position	Dipole
Band	5400MHz
Channels	Middle
Signal	CW(Crest factor: 1.0)

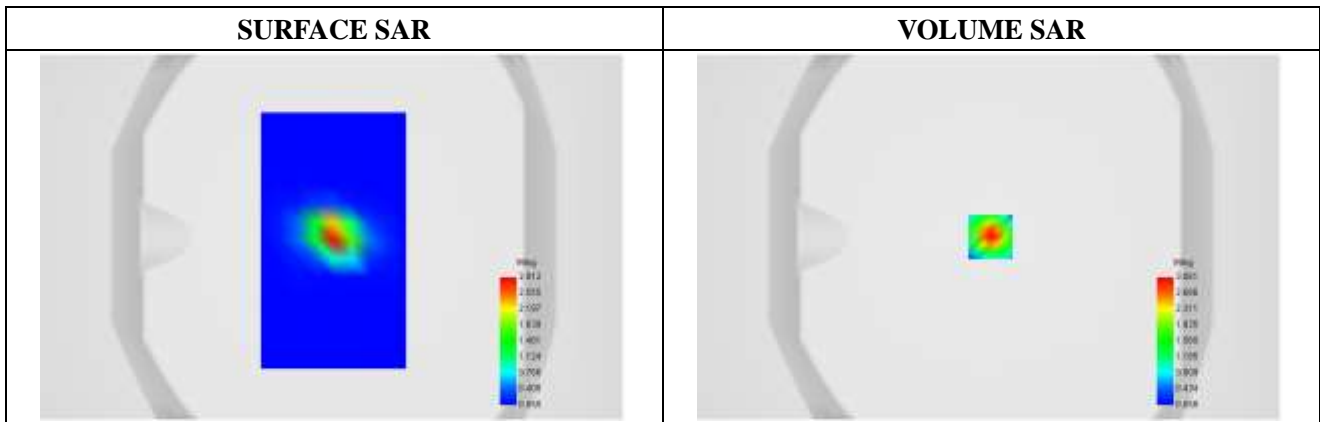
B. SAR Measurement Results

Frequency (MHz)	5400
Relative permittivity (real part)	36.30
Conductivity (S/m)	4.99
Variation (%)	-0.71

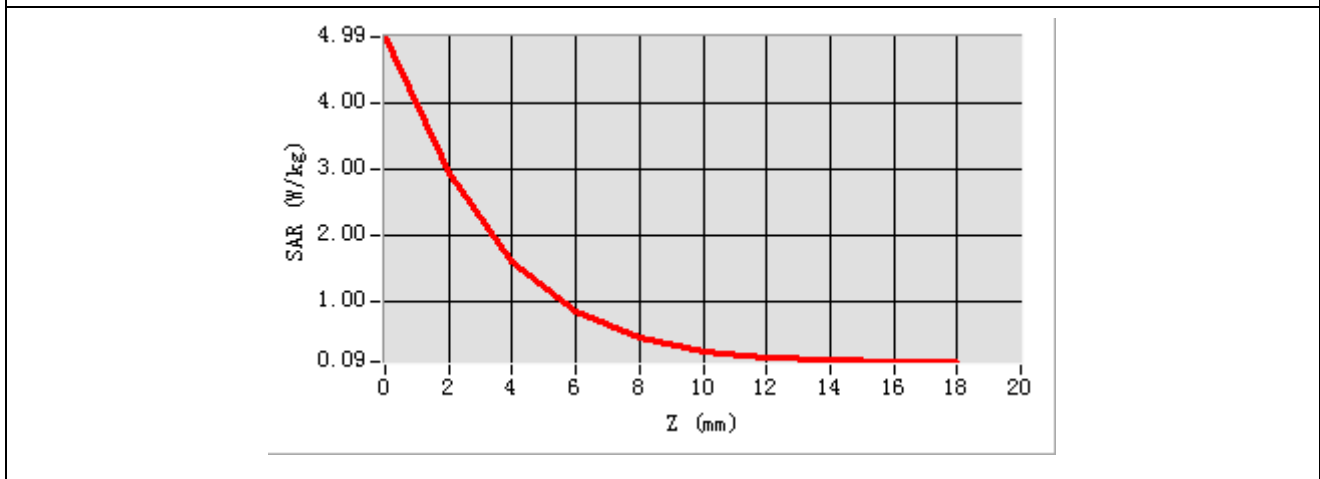
Maximum location: X=0.00, Y=5.00

SAR Peak: 5.02 W/kg

SAR 10g (W/Kg)	0.532320
SAR 1g (W/Kg)	1.601467



Z Axis Scan



System Performance Check (5600MHz)

Type: Validation measurement

Date of measurement: 09/16/2023

A. Experimental conditions.

E-Field Probe	SATIMO 0523-EPGO-403
Area Scan	dx=8mm dy=8mm
Zoom Scan	7x7x12,dx=4mm dy=4mm dz=2mm
Phantom	Validation plane
Device Position	Dipole
Band	5600MHz
Channels	Middle
Signal	CW(Crest factor: 1.0)


B. SAR Measurement Results

Frequency (MHz)	5600
Relative permittivity (real part)	35.88
Conductivity (S/m)	5.01
Variation (%)	-0.09

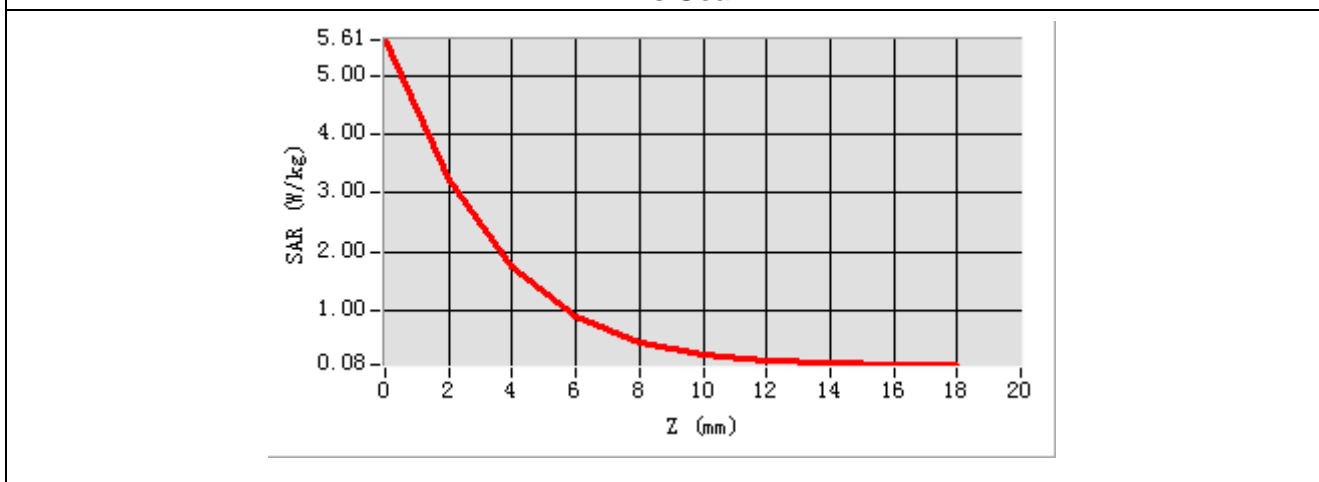
Maximum location: X=0.00, Y=0.00

SAR Peak: 5.62 W/kg

SAR 10g (W/Kg)	0.563629
SAR 1g (W/Kg)	1.746110



Z Axis Scan



System Performance Check (5800MHz)

Type: Validation measurement

Date of measurement: 09/16/2023

A. Experimental conditions.

E-Field Probe	SATIMO 0523-EPGO-403
Area Scan	dx=8mm dy=8mm
Zoom Scan	7x7x12,dx=4mm dy=4mm dz=2mm
Phantom	Validation plane
Device Position	Dipole
Band	5800MHz
Channels	Middle
Signal	CW(Crest factor: 1.0)


B. SAR Measurement Results

Frequency (MHz)	5800
Relative permittivity (real part)	35.52
Conductivity (S/m)	5.20
Variation (%)	-0.43

Maximum location: X=1.00, Y=-1.00

SAR Peak: 5.82 W/kg

SAR 10g (W/Kg)	0.596177
SAR 1g (W/Kg)	1.824664



Z Axis Scan

