


PHOTOGRAPHS: TEST SETUP
Chandler Systems, Inc. – Model EVB-034

Radiated Spurious Emission – Loop Antenna




Radiated Spurious Emission – 30 MHz to 1000 MHz







Radiated Spurious Emission – Above 1 GHz







Conducted Output Power, Peak Power Spectral Density, Occupied Bandwidth, and Conducted Spurious Emissions





Voltage Variations





Conducted Emissions

