

Test setup photos of EUT

1. Orthogonal plane of EUT

- The testing was set in the three orthogonal planes and measured for each position (X, Y, Z).

X-axis



Y-axis




Z-axis




Model Name: TD22UT

2. Photo of Radiated Spurious Emission Test

[9 kHz ~ 30 MHz]

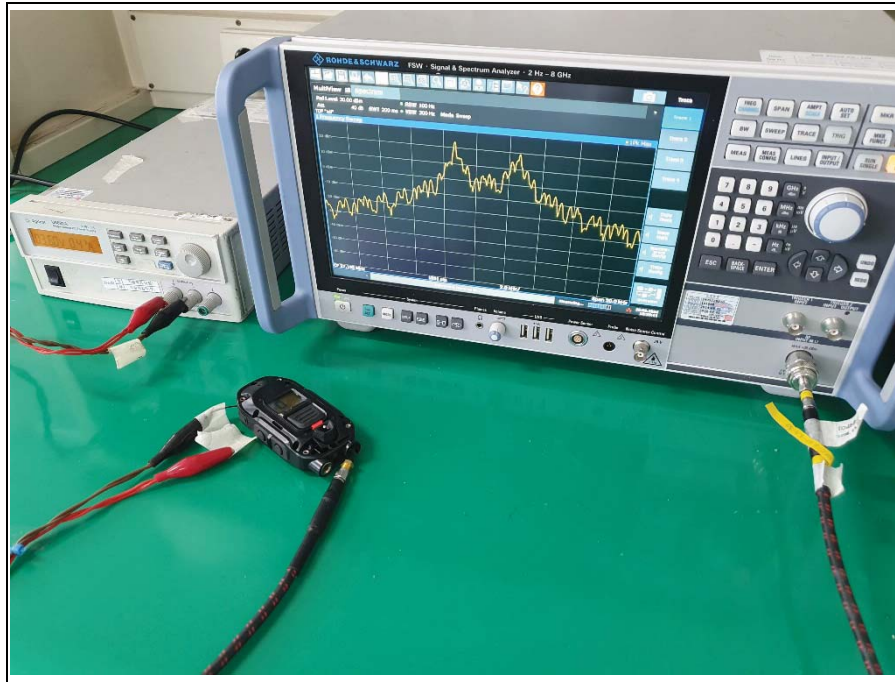


[30 MHz ~ 1 GHz]



Model Name: TD22UT

2. Photo of Conducted Test



Model Name: TD22UT