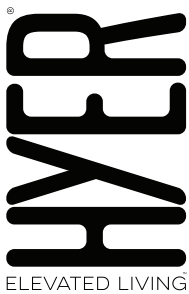


big-E™



# Instruction Manual

## Contents

- 2** Features
- 3** Quickstart 1: Securing Base to Glass
- 4** Quickstart 2: Coupling Quartz & Power
- 5** Button Behaviour
- 5** LED Indicator
- 5** GO Button
- 6** Vibration Notification
- 6** USB Ports: Heating Element - USB C
- 6** Digital Display
- 7** Separating Heating Element from Quartz
- 8** Battery Removal
- 9** Warranty
- 10** Terms of Use & Disclaimer

## Features



Quartz Vaporization  
Elements



Adjustable  
Clamping



30W Removable  
Ceramic Heating  
Element



LED Function  
Indicator



Precise Temperature  
Control & Stability



Soft Silicone  
Traction Grips



Digital Temperature  
Display



Self Cleaning  
Mode



Built in Stash  
Drawer



USB C 18W Fast  
Charging

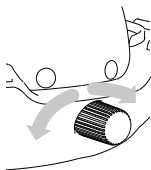


Fits Existing Glass  
(with flat base)

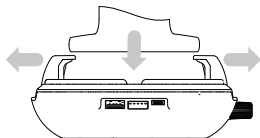


4 x Li-ion  
Batteries (48W)

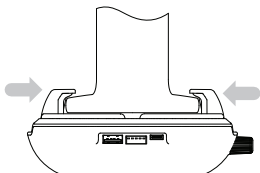
## Quickstart 1: Securing Base to Glass



Turn the screw mechanism to open the clamps.

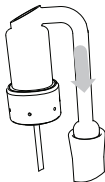


Lower the Glass between the open jaws and press firmly against the base.

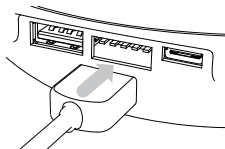


Close the jaws around the Glass base and test for a secure fit.

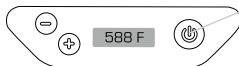
## Quickstart 2: Coupling Quartz & Power



Couple the quartz vaporization element with the Glass.



Plug the ceramic heating element cable into the base unit.

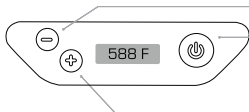


Press and hold GO Button for 3 seconds to power ON. Blue LED turns ON.

When the LED turns Green. Its GO Time!

## Button Behaviour

**Minus Button:** Decrease Temperature  
( press or hold )



Press and hold 3 seconds:  
**Power ON / OFF**

**Plus Button:** Increase Temperature  
( press or hold )

## LED Indicator



**Black:** OFF

**Blue ( solid ):** Standby

**Green:** GO Time!

**Blue ( flashing ):** Heating

**Red ( flashing ):** Recharge

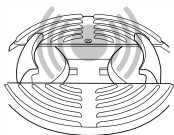
## GO Button



Press once to heat the  
heating element when  
in standby.

Press and hold  
to power **ON / OFF**

## Vibration Notification

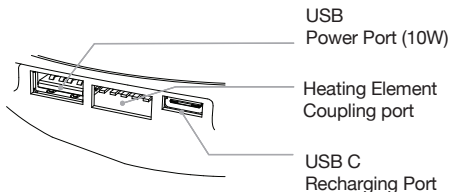


**1 Vibration:** Power ON  
( into standby )

**2 Vibrations:** Power OFF

**3 Vibrations:** GO Time!

## USB Ports: Heating Element - USB C




## Digital Display






## Separating Heating Element from Quartz



When removing the ceramic heating element, do not hold the quartz tube.

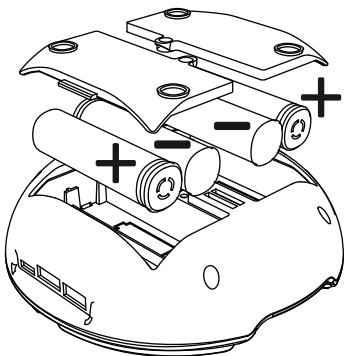
Hold quartz above the ceramic heating element and hold the ceramic heating element at its base and apply a pulling away twisting motion.



When inserting the ceramic heating element, do not hold the quartz tube.

Hold above the ceramic heating element and push towards the quartz in a twisting motion until the ceramic heating element contacts the quartz. Ensure the ceramic heating element is firmly pressed within the quartz.

# Battery Removal



- 1.** Use a phillips screwdriver to open the battery compartment doors
- 2.** Remove / Replace batteries as needed
- 3.** Make sure to follow the correct polarity
- 4.** Phillips screwdriver to close the battery compartment doors

Disclaimer: Our warranty doesn't cover damage caused by accidents or batteries replaced incorrectly

## Warranty

HYER® (Reality Robotics Ltd.) believes strongly in the quality of its products. We guarantee our product, the Big-E ("the device") to be free of malfunction due to defect in materials or workmanship for a period of TWO(2) years from the date of purchase, excluding the glass and the ceramic heater (which has a 3 month warranty) from the date of purchase. Glass parts are not covered by warranty against breakage.

If such a defect is found, an exchange or repair to the device in question will be issued, at our discretion. The warranty does not cover damage caused by faulty batteries being inserted into the device. We do not offer refunds on used products. All warranted items must have been purchased from our website ([www.gethyer.com](http://www.gethyer.com)), an authorized distributor or authorized retail location.

In the event that servicing is required due to defect, please contact our support department for information on where to send your unit along with a copy of the sales receipt for warranty service and the unit serial number. Without a valid sales receipt/proof of purchase, the warranty will not be honored.

# Terms of Use & Disclaimer

## General Disclaimer

Vaporizers, such as those manufactured by HYER®, (“HYER® Products”) are designed, manufactured, and sold as hotplate aromatherapy devices used and intended to be used in the field of aromatics.

The lawful and proper use of any HYER® Products or accessory is a required condition of sale. By purchasing any of these devices you are representing that you are 18 years of age or older and that you agree to follow the instructions contained herein and in any accompanying literature.

The improper use of these devices may void any applicable warranty. Any illegal use of this device could subject the user to severe fines, penalties, and/or imprisonment under federal law. HYER® Products are only to be used by someone knowledgeable in the field of aromatics. Only legal, safe, known, identifiable, and commercially developed and marketed aromatic blends or compounds should be used in any device purchased from this website. Keep these devices and all aromatic products out of the reach of children and animals.

Study this information, the product instructions, and all of the accompanying literature before using HYER® Products or any aromatic blend or compound. Likewise, always keep in mind that this device is extremely efficient in extracting the bioactive ingredients from any aromatic compound.

### **Product Disclaimer**

The statements and devices shown here and on our website have not been evaluated by the United States Food and Drug Administration (“FDA”) or by any other comparable agency or administration in any other jurisdiction. This device is not intended to diagnose, treat, mitigate, cure or prevent any ailment, disease or other conditions. This device is not intended to administer illegal products of any kind and is not intended for use with any substance that may affect the structure or any function of the body. If you have any health problems consult your doctor or pharmacist before using. This systems are not designed, nor intended for use with any material that is not lawful, allergenic, or poisonous or may cause harm. If you use the HYER® product, you do so at your own risk. Inhalation is unadvisable and may potentially be harmful.

Vaporizing does not necessarily eliminate any and all toxins found in vaporized substances so much care should be taken prior to use. Our products are not smoking cessation devices.

The lawful and proper use of HYER® Vaporizers is a condition of sale. Any improper use of the device voids the warranty. Any illegal use of our devices could subject the user to severe fines, penalties and/or imprisonment under the law of your jurisdiction.

No liquid sources of vapor can be used with the device. Use of liquids is likely to cause damage to this device and may cause harm or risk of injury to the user. Liquid will boil in our vaporizers and may burn the user. All comments and testimonials presented, in any form, by customers are not and do not represent the opinions of the manufacturers.

This device is intended to be used solely with aromatic material. You must be 18 or older and respect all local laws to purchase HYER® Products.

## **Limitation of Liability**

In no event will Reality Robotics Ltd. or any of their officers, directors, members or employees be liable to you for any lost profits, lost savings or incidental, indirect, special or consequential damages, arising out of your use or inability to use the product, service, website or the breach of this agreement, even if advised of the possibility of such damages.

Some jurisdictions do not allow the limitation or exclusion of liability for incidental or consequential damages so the above limitation or exclusion may not apply to you, in which case the liability of Reality Robotics Ltd. and all related parties shall be limited to the fullest extent of the law.

## **Contact us and Support**

If you have any questions regarding this Privacy Policy, our website [GetHyer.com](http://GetHyer.com), or your order please reach out to us using the Contact Us form, call us direct at 1.844.468.2748 or [support@GetHyer.com](mailto:support@GetHyer.com)

WELCOME TO  
ELEVATED LIVING





GETHYER.COM



**FCC Caution:**

This device complies with part 15 of the FCC Rules. Operation is subject to the following two conditions: (1) This device may not cause harmful interference, and (2) this device must accept any interference received, including interference that may cause undesired operation.

Any Changes or modifications not expressly approved by the party responsible for compliance could void the user's authority to operate the equipment.

**Note:** This equipment has been tested and found to comply with the limits for a Class B digital device, pursuant to part 15 of the FCC Rules. These limits are designed to provide reasonable protection against harmful interference in a residential installation. This equipment generates uses and can radiate radio frequency energy and, if not installed and used in accordance with the instructions, may cause harmful interference to radio communications. However, there is no guarantee that interference will not occur in a particular installation. If this equipment does cause harmful interference to radio or television reception, which can be determined by turning the equipment off and on, the user is encouraged to try to correct the interference by one or more of the following measures:

- Reorient or relocate the receiving antenna.
- Increase the separation between the equipment and receiver.
- Connect the equipment into an outlet on a circuit different from that to which the receiver is connected.
- Consult the dealer or an experienced radio/TV technician for help.