


## **APPENDIX B: Photographs**




**Fig. 1. Touch radio zone thermostat frontal view**




**Fig. 2. Touch radio zone thermostat rear view**



**Fig. 3. Test set-up for radiated measurements above 30 MHz to 1 GHz**



**Fig. 4. Test set-up for radiated measurements above 1 GHz to 10 GHz**



**Fig. 5. Test set-up for conducted measurements**