

APPENDIX B: Photographs




Fig. 1. Local module radio frontal view




Fig. 2. Local module radio rear view



Fig. 3. Test set-up for radiated measurements above 30 MHz to 1 GHz




Fig. 4. Test set-up for radiated measurements above 1 GHz to 10 GHz




Fig. 5. Test set-up for conducted measurements