

APPENDIX B: Photographs




Fig. 1. Central frontal view




Fig. 2. Central rear view




Fig. 3. Test set-up for radiated measurements above 30 MHz to 1GHz




Fig. 4. Test set-up for radiated measurements above 1GHz to 10GHz




Fig. 5. Test set-up for conducted measurements