







Appendix A

Photo

Sample	
Front view	Rear view
	
Test position	
Front surface(0mm)	Top edge antenna Bent 90 degree (0mm)
	

Top edge antenna Bent 45 degree(0mm)	Top edge Antenna straight(0mm)
 A photograph showing the top edge of an antenna assembly. The antenna is bent at a 45-degree angle. The assembly is supported by a white frame with vertical posts. The background is a plain white wall.	 A photograph showing the top edge of an antenna assembly. The antenna is straight. The assembly is supported by a white frame with vertical posts. The background is a plain white wall.