



## FCC 15C Test Setup Photo


Description: Front View of Conducted Emission




Description: Back View of Conducted Emission



Description: Radiated disturbance Test Setup for below 30MHz




Description: Radiated disturbance Test Setup for 30MHz ~ 1GHz




Note: The edge of test table align with the center of turn table.

Description: Radiated disturbance Test Setup for 1GHz ~ 18GHz



Description: Radiated disturbance Test Setup for 18GHz ~ 25GHz



Note: The edge of test table align with the center of turn table.