



## RF Exposure Evaluation Declaration

---


**FCC ID:** SVNVCS-TS20A0

**APPLICANT:** ZHEJIANG DAHUA VISION TECHNOLOGY CO.,LTD.

**Application Type:** Certification

**Product:** VIDEO CONFERENCING ENDPOING


**Model No.:** DH-VCS-TS20A0, VCS-TS20A0, DH-VCS-TS20xx,  
VCS-TS20xx, DHI-VCS-TS20xx, OEM-VCS-TS20xx  
(x=A-Z, or 0-9, or BLANK)


**Brand Name:** 

**FCC Classification:** Digital Transmission System (DTS)

**Test Procedure(s):** KDB 447498 D01v06

**Test Date:** December 13, 2017 ~ January 08, 2018

Reviewed By :   
( Sunny Sun )

Approved By :   
( Marlin Chen )



The test results relate only to the samples tested.

The test results shown in the test report are traceable to the national/international standards through the calibration of the equipment and evaluated measurement uncertainty herein.

The test report shall not be reproduced except in full without the written approval of MRT Technology (Suzhou) Co., Ltd.

---

## Revision History

Report No.	Version	Description	Issue Date	Note
1712RSU01202	Rev. 01	Initial Report	03-13-2018	Valid

## §2.1033 General Information

<b>Applicant:</b>	ZHEJIANG DAHUA VISION TECHNOLOGY CO.,LTD.
<b>Applicant Address:</b>	No.1199, Bin'an Road, Binjiang District, Hangzhou, P.R. China
<b>Manufacturer:</b>	ZHEJIANG DAHUA VISION TECHNOLOGY CO.,LTD.
<b>Manufacturer Address:</b>	No.1199, Bin'an Road, Binjiang District, Hangzhou, P.R. China
<b>Test Site:</b>	MRT Technology (Suzhou) Co., Ltd
<b>Test Site Address:</b>	D8 Building, No.2 Tian'edang Rd., Wuzhong Economic Development Zone, Suzhou, China
<b>FCC Registration No.:</b>	893164
<b>Test Device Serial No.:</b>	N/A <input type="checkbox"/> Production <input checked="" type="checkbox"/> Pre-Production <input type="checkbox"/> Engineering

### Test Facility / Accreditations


Measurements were performed at MRT Laboratory located in Tian'edang Rd., Suzhou, China.

- MRT facility is a FCC registered (MRT Reg. No. 893164) test facility with the site description report on file and has met all the requirements specified in Section 2.948 of the FCC Rules.
- MRT facility is an IC registered (MRT Reg. No. 11384A-1) test laboratory with the site description on file at Industry Canada.
- MRT facility is a VCCI registered (R-20025, G-20034, C-20020, T-20020) test laboratory with the site description on file at VCCI Council.
- MRT Lab is accredited to ISO 17025 by the American Association for Laboratory Accreditation (A2LA) under the American Association for Laboratory Accreditation Program (A2LA Cert. No. 3628.01) in EMC, Telecommunications and Radio testing for FCC, Industry Canada, EU and TELEC Rules.



## 1. PRODUCT INFORMATION

### 1.1. Equipment Description

Product Name:	VIDEO CONFERENCING ENDPPOINT
Model No.:	DH-VCS-TS20A0, VCS-TS20A0, DH-VCS-TS20xx, VCS-TS20xx, DHI-VCS-TS20xx, OEM-VCS-TS20xx (x=A-Z, or 0-9, or BLANK)
Brand Name:	
Wi-Fi Specification:	802.11b/g/n
Frequency Range:	802.11b/g/n-HT20: 2412 ~ 2462 MHz 802.11n-HT40: 2422 ~ 2452MHz
Channel Number:	802.11b/g/n-HT20: 11; 802.11n-HT40: 7
Type of Modulation:	802.11b: DSSS; 802.11g/n: OFDM
Data Rate:	802.11b: 1/2/5.5/11Mbps 802.11g: 6/9/12/18/24/36/48/54Mbps 802.11n: up to 75Mbps
Antenna Gain:	5.23dBi
<b>Accessories</b>	
Adapter:	Model No.: ADS-65HI-12N-1 12048E Input Power: 100-240V ~ 50/60Hz, 1.5A max. Output Power: 12VDC 4.0A

Note: Differences between all models are for different marketing requirement.

## 2. RF Exposure Evaluation

### 2.1. Limits

According to FCC 1.1310: The criteria listed in the following table shall be used to evaluate the environment impact of human exposure to radio frequency (RF) radiation as specified in 1.1307(b)

#### LIMITS FOR MAXIMUM PERMISSIBLE EXPOSURE (MPE)

Frequency Range (MHz)	Electric Field Strength (V/m)	Magnetic Field Strength (A/m)	Power Density (mW/cm <sup>2</sup> )	Average Time (Minutes)
(A) Limits for Occupational/ Control Exposures				
300-1500	--	--	f/300	6
1500-100,000	--	--	5	6
(B) Limits for General Population/ Uncontrolled Exposures				
300-1500	--	--	f/1500	6
1500-100,000	--	--	1	30

f= Frequency in MHz

Calculation Formula:  $P_d = (P_{out} * G) / (4 * \pi * r^2)$

Where

$P_d$  = power density in mW/cm<sup>2</sup>

$P_{out}$  = output power to antenna in mW

G = gain of antenna in linear scale

$\pi$  = 3.1416

r = distance between observation point and center of the radiator in cm

$P_d$  is the limit of MPE, 1mW/cm<sup>2</sup>. If we know the maximum gain of the antenna and the total power input to the antenna, through the calculation, we will know the distance r where the MPE limit is reached.

## 2.2. Test Result of RF Exposure Evaluation

Product	VIDEO CONFERENCING ENDPPOINT
Test Item	RF Exposure Evaluation

Test Mode	Frequency Band (MHz)	Maximum EIRP (dBm)	Power Density at R = 20 cm (mW/cm <sup>2</sup> )	Limit (mW/cm <sup>2</sup> )
802.11b/g/n	2412 ~ 2462	24.97	0.0625	1

### CONCLUSION:

Therefore, the Min Safety Distance is 20cm.

\_\_\_\_\_ The End \_\_\_\_\_