

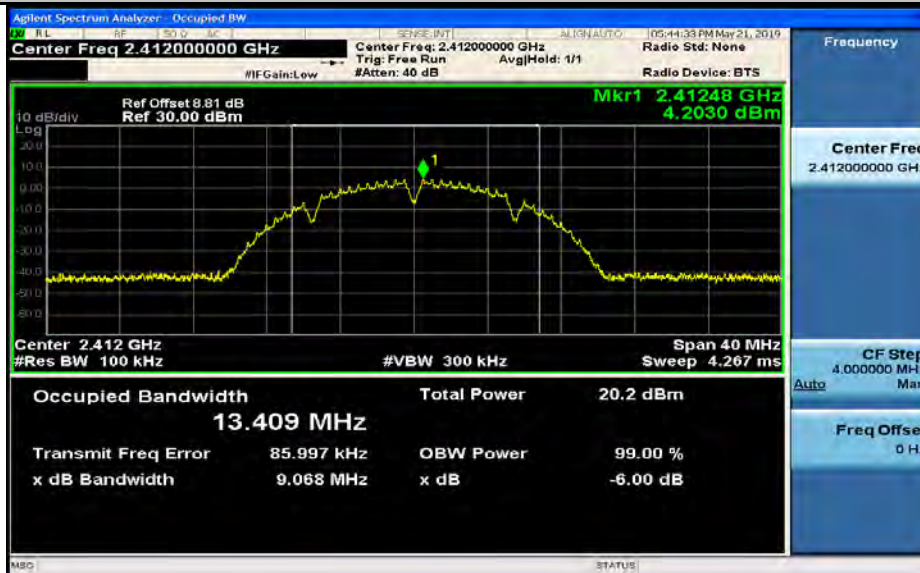


Appendix A for SHEM190401280901

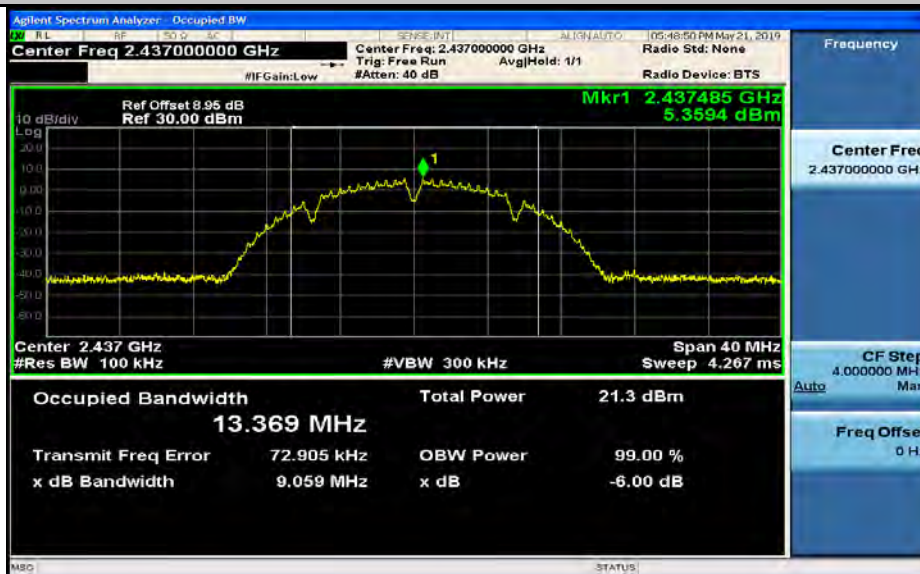
1.6dB Bandwidth

Test Mode	Test Channel	Ant	EBW[MHz]	Limit	Verdict
11B	2412	Ant1	9.07	0.5	PASS
11B	2437	Ant1	9.06	0.5	PASS
11B	2462	Ant1	9.03	0.5	PASS
11G	2412	Ant1	16.53	0.5	PASS
11G	2437	Ant1	16.57	0.5	PASS
11G	2462	Ant1	16.55	0.5	PASS
11N20SISO	2412	Ant1	16.56	0.5	PASS
11N20SISO	2437	Ant1	16.57	0.5	PASS
11N20SISO	2462	Ant1	16.53	0.5	PASS
11N40SISO	2422	Ant1	36.51	0.5	PASS
11N40SISO	2437	Ant1	36.50	0.5	PASS
11N40SISO	2452	Ant1	36.50	0.5	PASS

6dB Bandwidth_11B_2412_Ant1



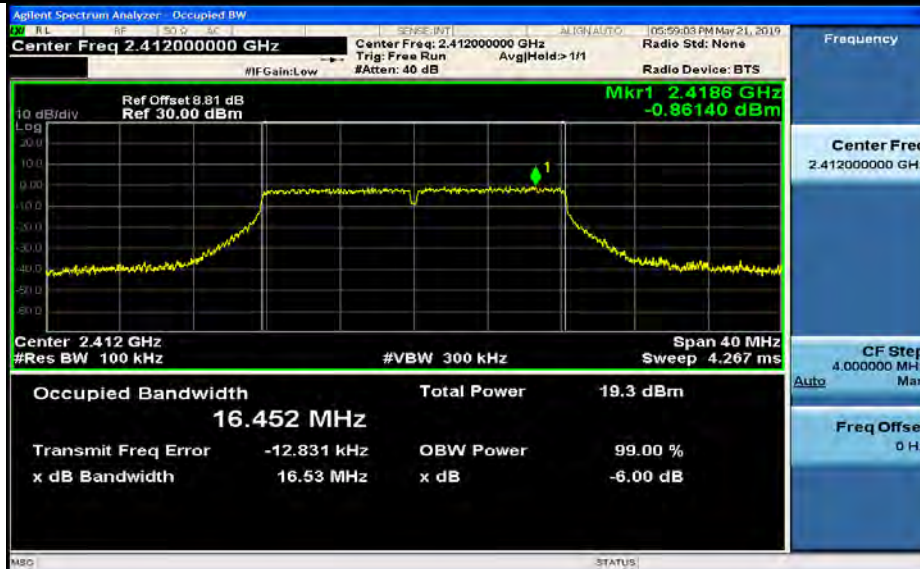
6dB Bandwidth_11B_2437_Ant1



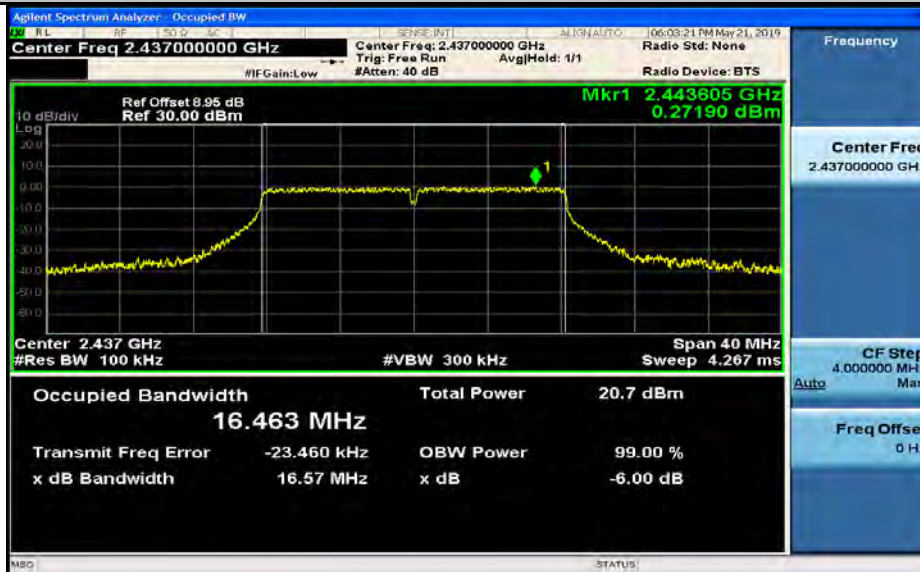
6dB Bandwidth_11B_2462_Ant1



6dB Bandwidth_11G_2412_Ant1



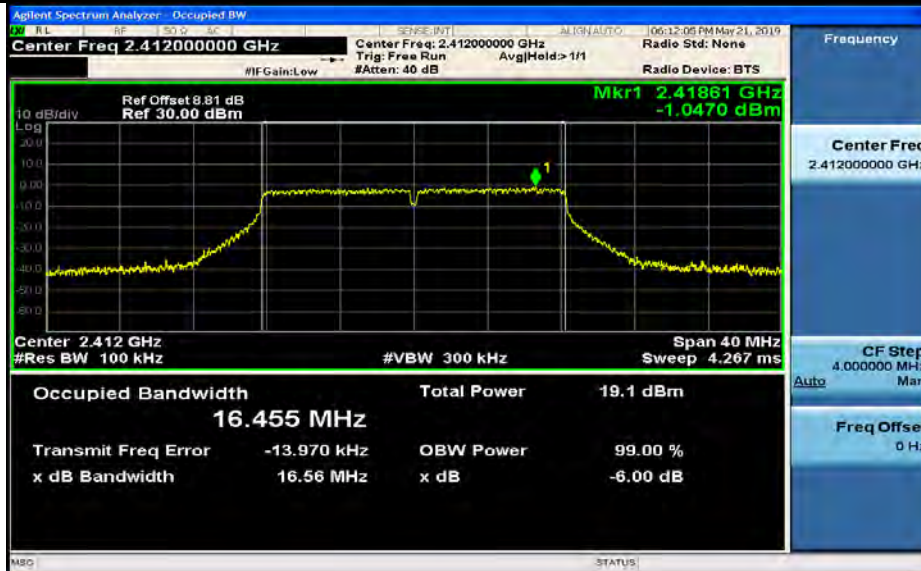
6dB Bandwidth_11G_2437_Ant1



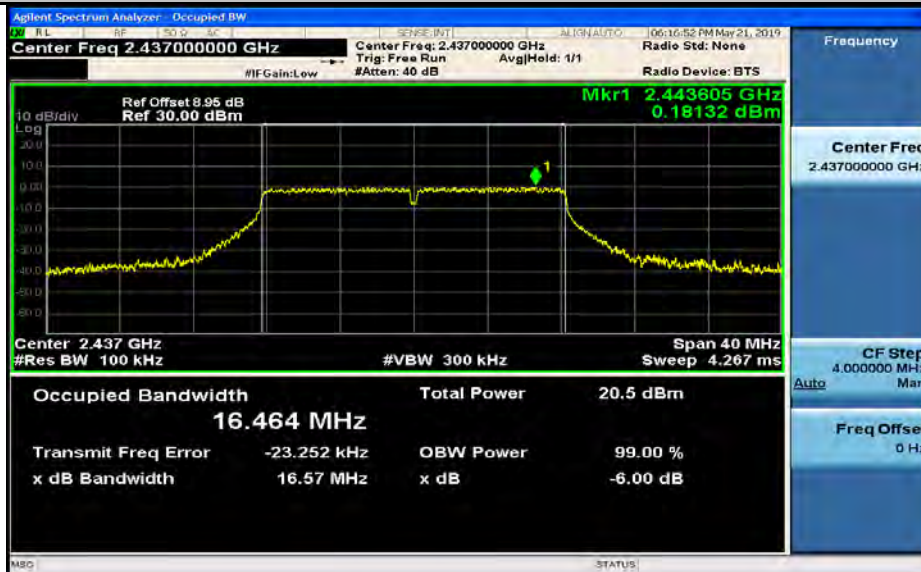
6dB Bandwidth_11G_2462_Ant1



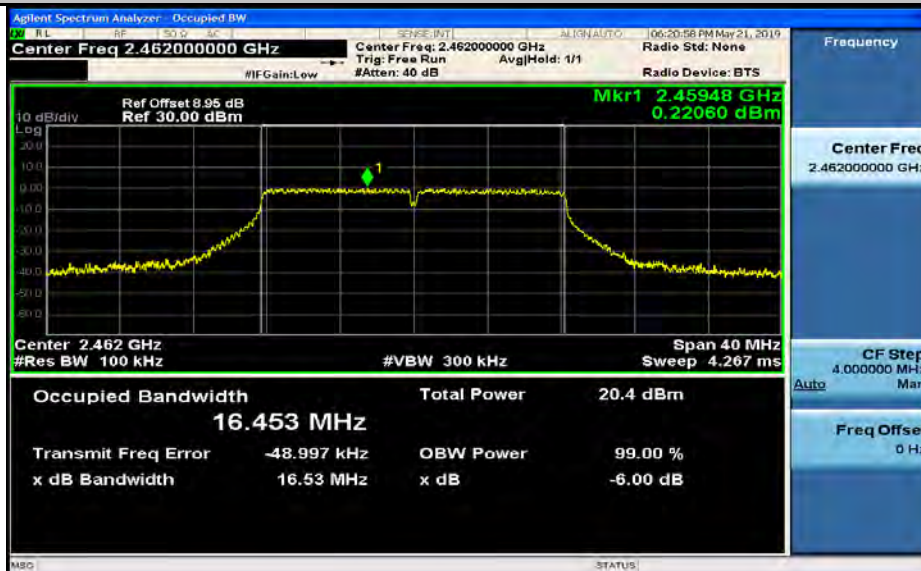
6dB Bandwidth_11N20SISO_2412_Ant1



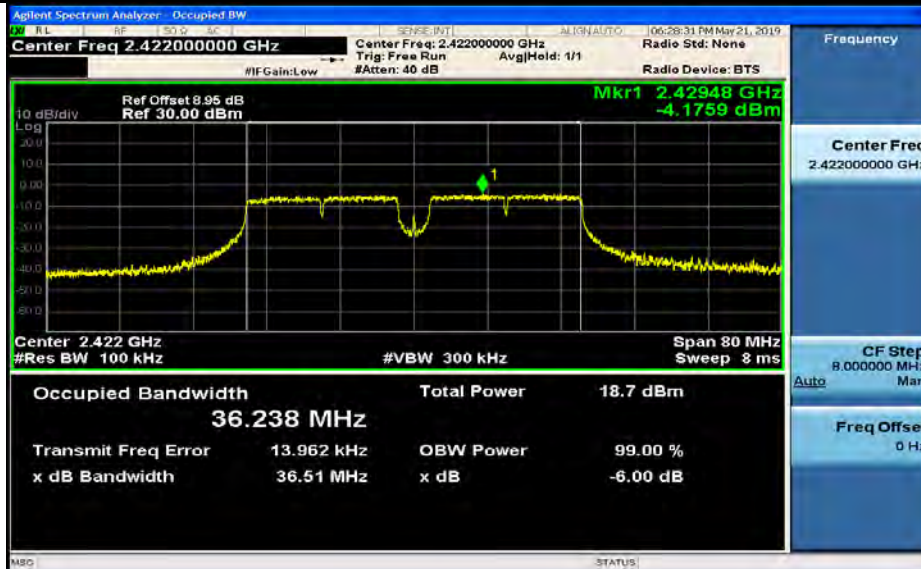
6dB Bandwidth_11N20SISO_2437_Ant1



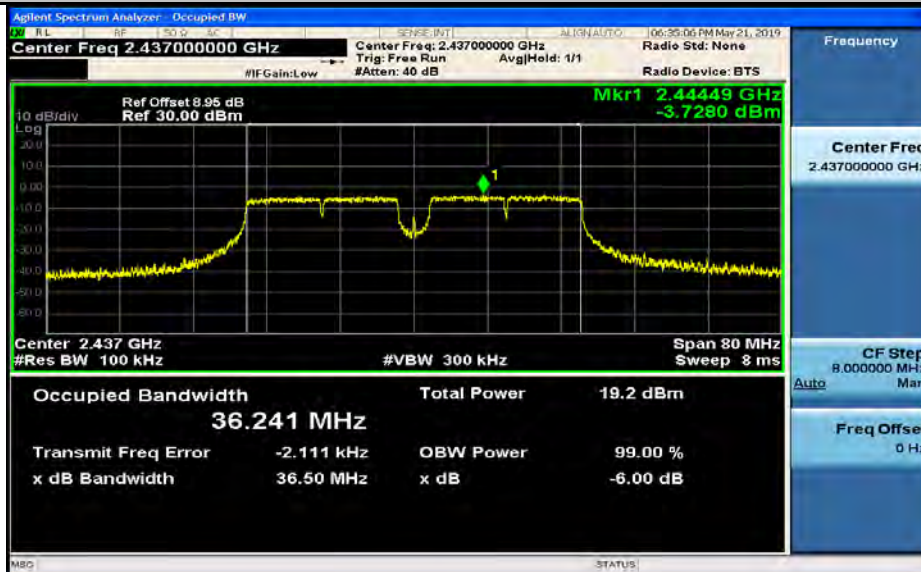
6dB Bandwidth_11N20SISO_2462_Ant1



6dB Bandwidth_11N40SISO_2422_Ant1



6dB Bandwidth_11N40SISO_2437_Ant1



6dB Bandwidth_11N40SISO_2452_Ant1

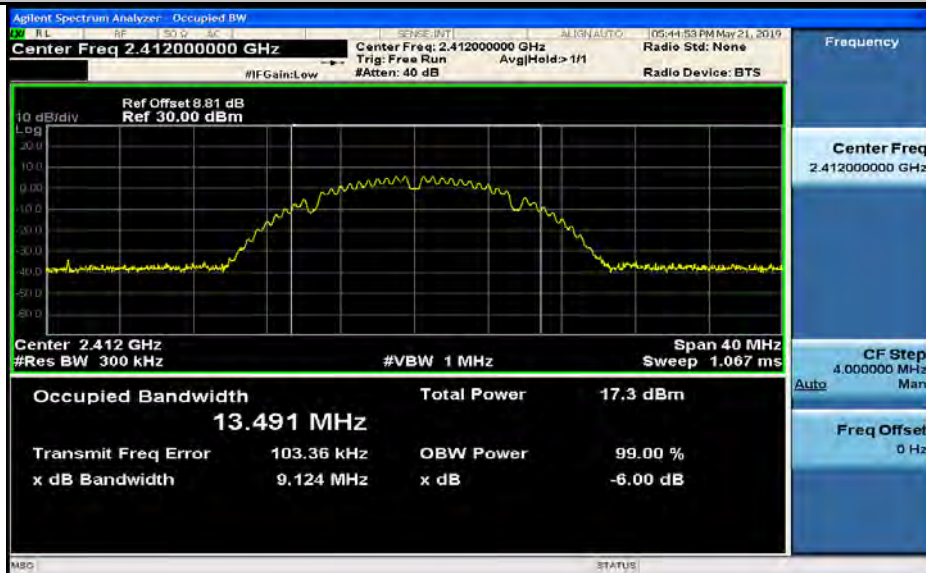




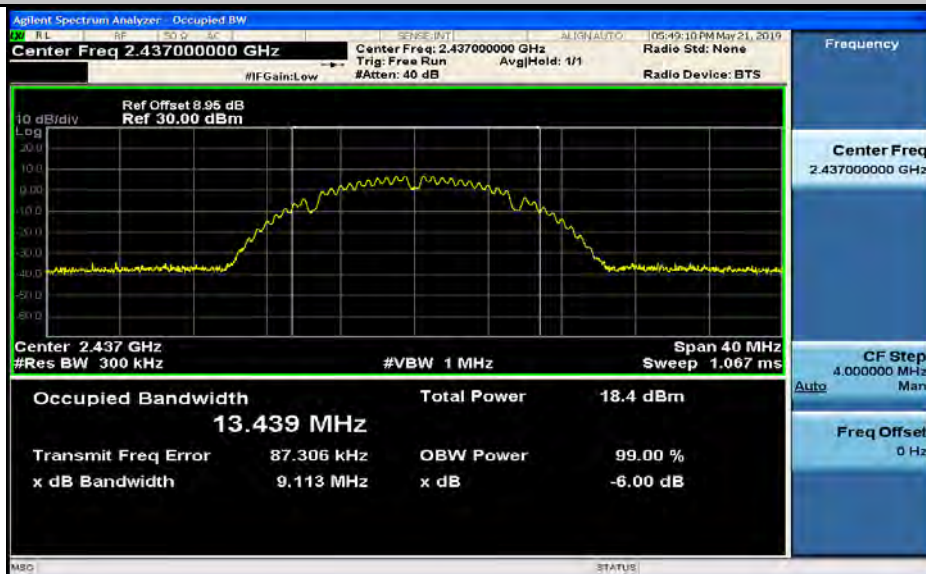
2.Occupied Bandwidth

Test Mode	Test Channel	Ant	OBW[MHz]	Limit[MHz]	Verdict
11B	2412	Ant1	13.49	---	PASS
11B	2437	Ant1	13.44	---	PASS
11B	2462	Ant1	13.39	---	PASS
11G	2412	Ant1	16.77	---	PASS
11G	2437	Ant1	16.80	---	PASS
11G	2462	Ant1	16.77	---	PASS
11N20SISO	2412	Ant1	16.75	---	PASS
11N20SISO	2437	Ant1	16.79	---	PASS
11N20SISO	2462	Ant1	16.81	---	PASS
11N40SISO	2422	Ant1	37.22	---	PASS
11N40SISO	2437	Ant1	37.27	---	PASS
11N40SISO	2452	Ant1	37.20	---	PASS

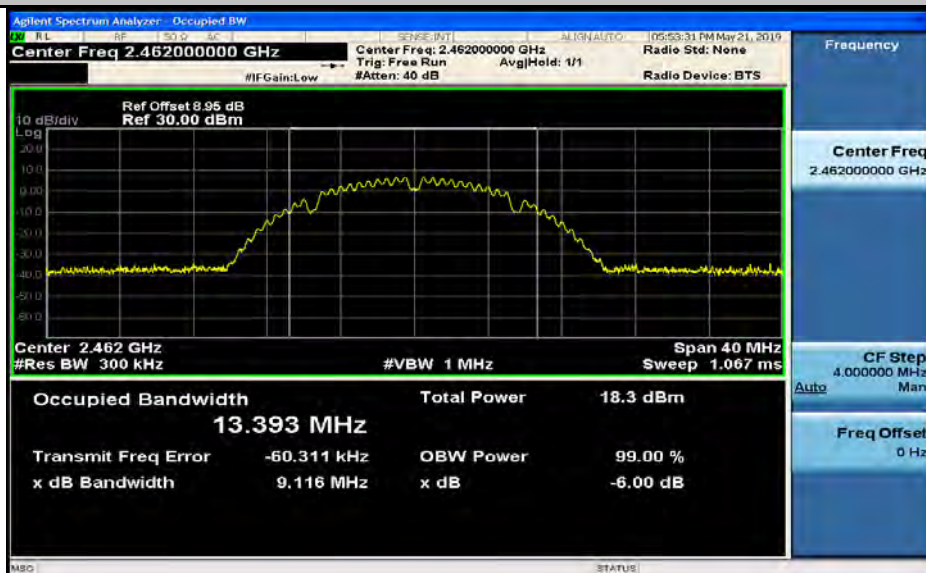
Occupied Bandwidth_11B_2412



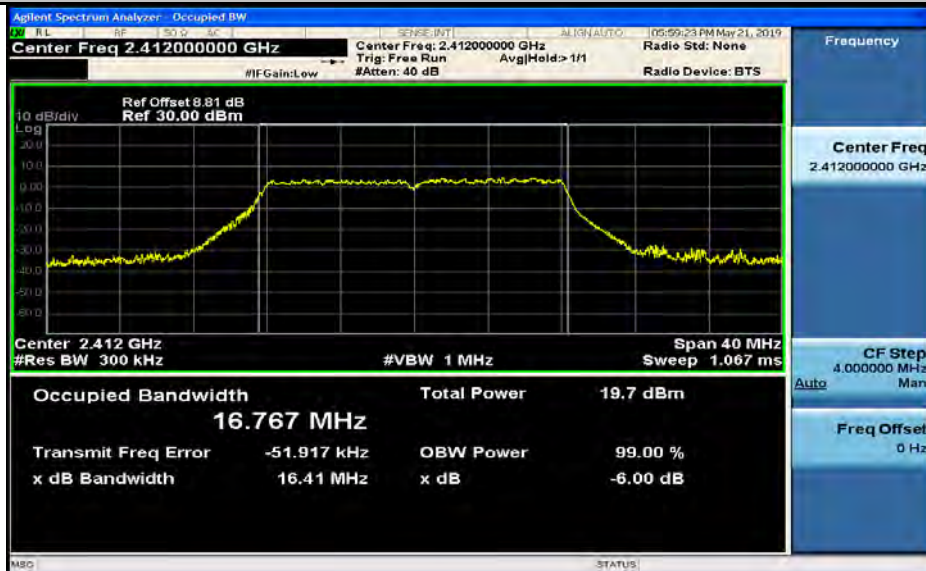
Occupied Bandwidth_11B_2437



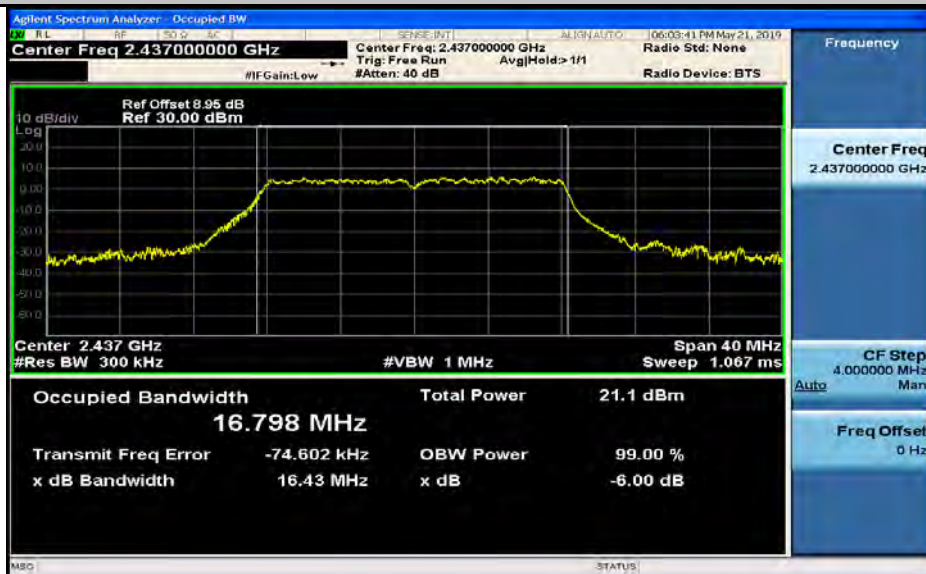
Occupied Bandwidth_11B_2462



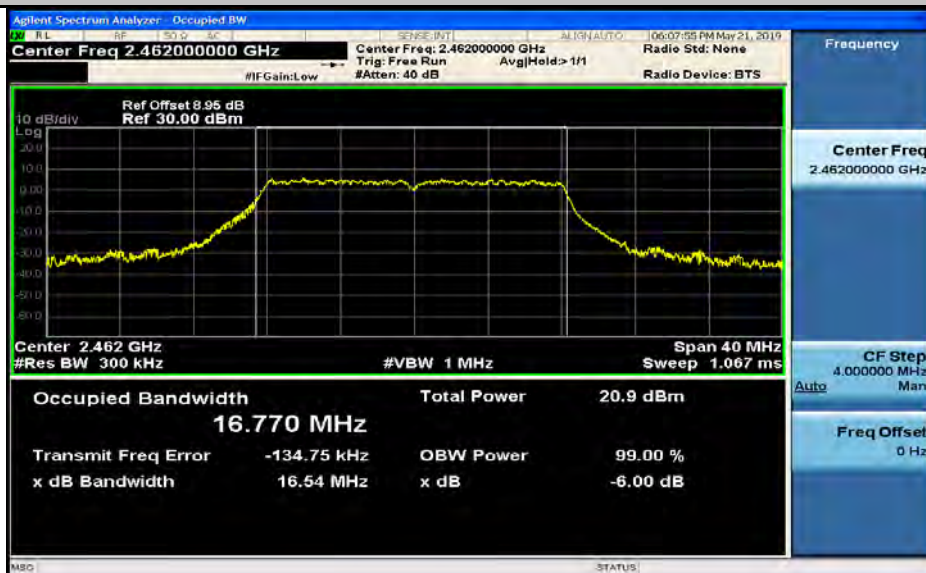
Occupied Bandwidth_11G_2412



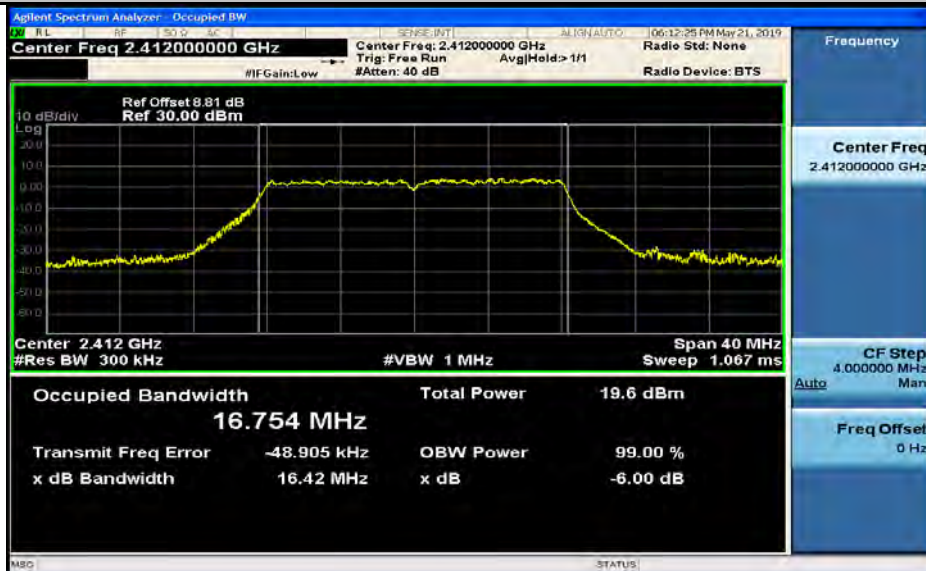
Occupied Bandwidth_11G_2437



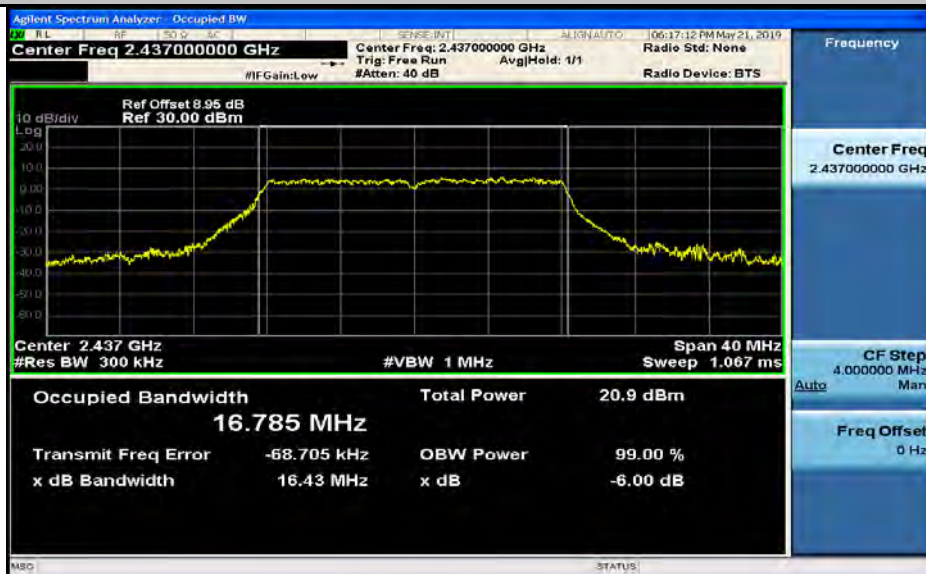
Occupied Bandwidth_11G_2462



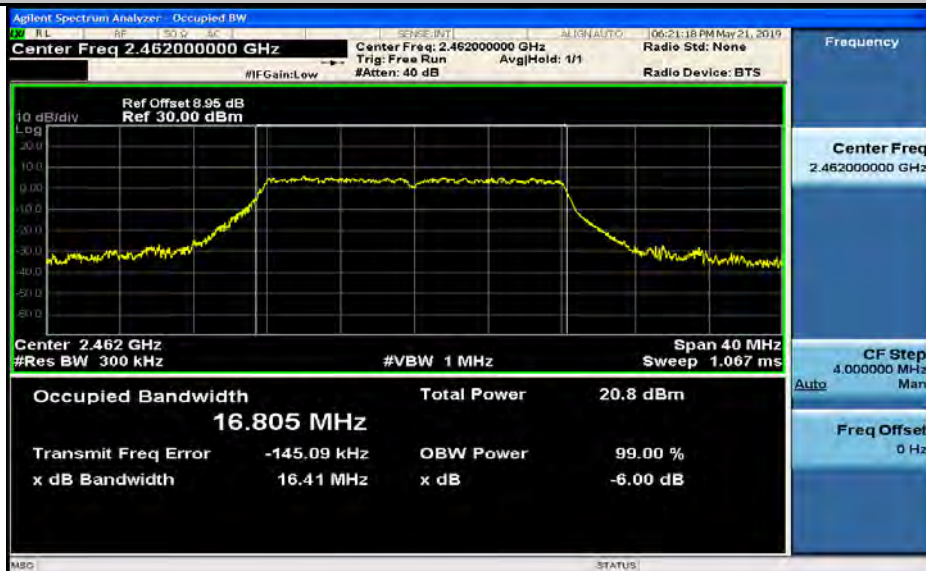
Occupied Bandwidth_11N20SISO_2412



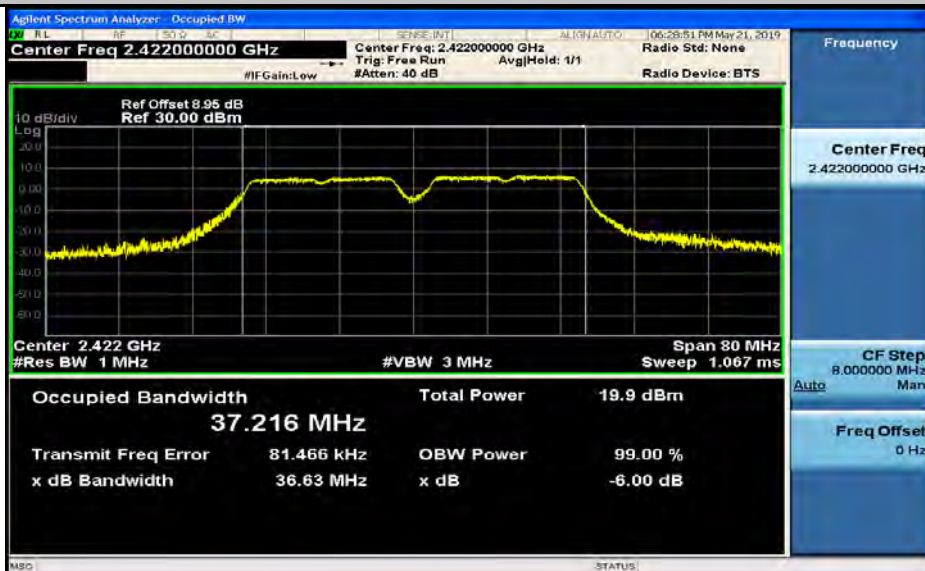
Occupied Bandwidth_11N20SISO_2437



Occupied Bandwidth_11N20SISO_2462



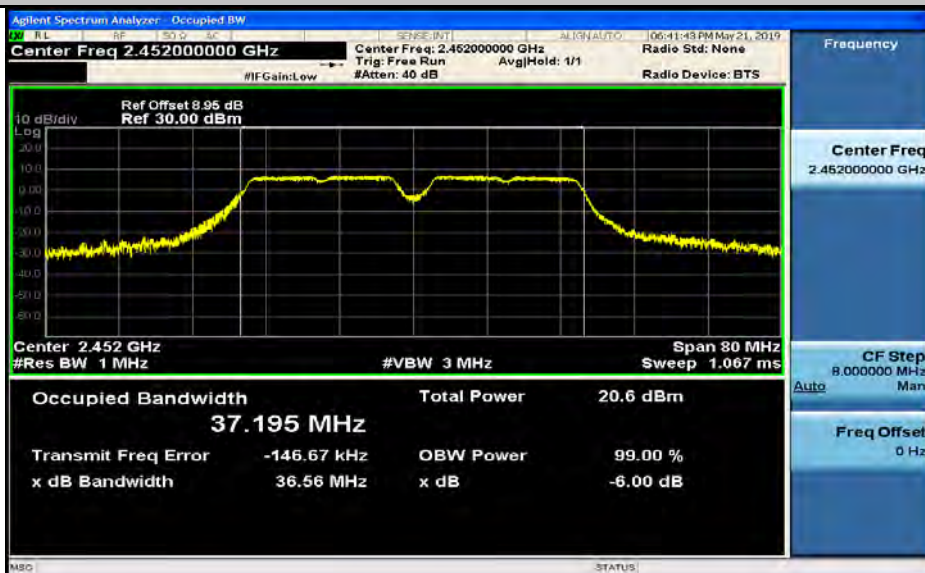
Occupied Bandwidth_11N40SISO_2422



Occupied Bandwidth_11N40SISO_2437



Occupied Bandwidth_11N40SISO_2452

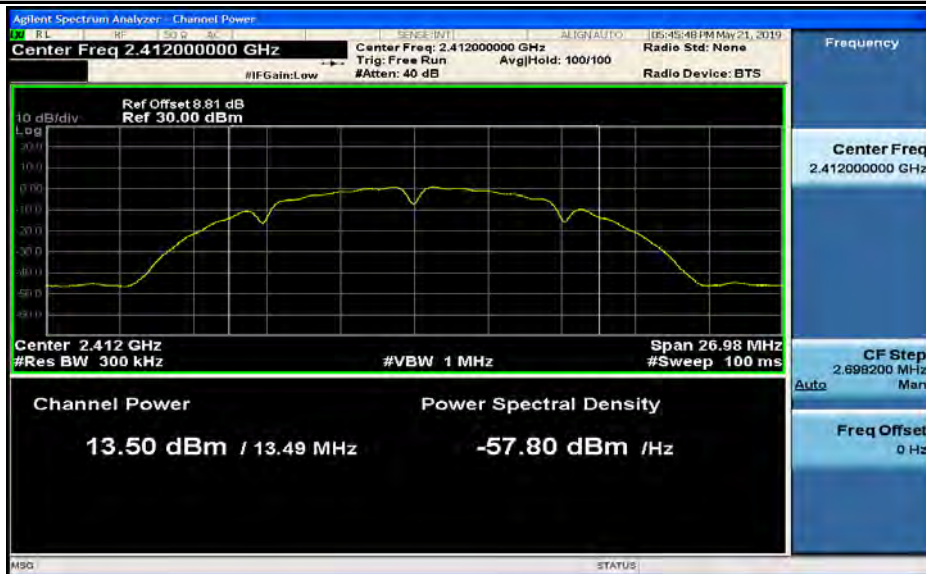




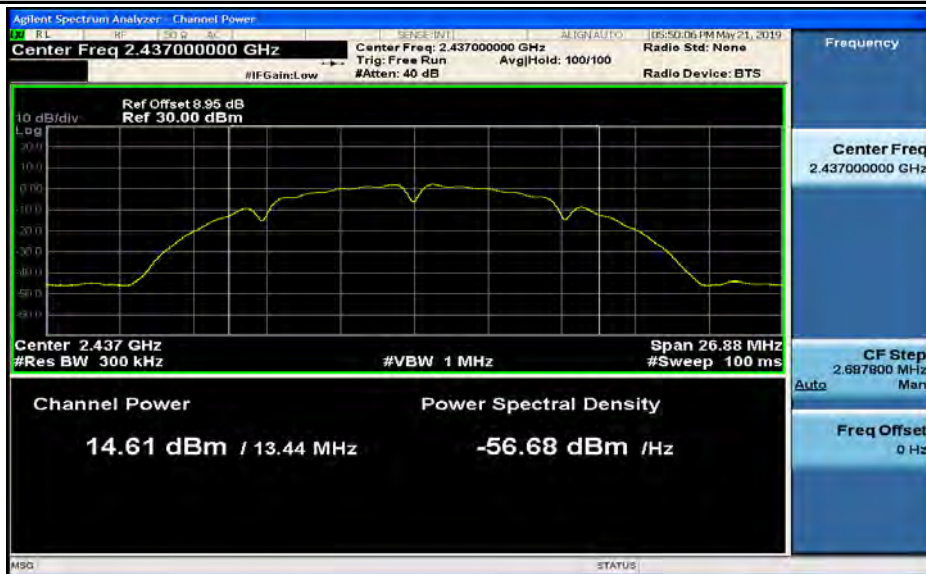
3. Maximum conducted (average) output power

Test Mode	Test Channel	Ant	Level [dBm]	10log(1/x) Factor[dB]	Power [dBm]	Limit [dBm]	Verdict
11B	2412	Ant1	13.5	0.00	13.50	30	PASS
11B	2437	Ant1	14.61	0.00	14.61	30	PASS
11B	2462	Ant1	14.54	0.00	14.54	30	PASS
11G	2412	Ant1	13.39	0.00	13.39	30	PASS
11G	2437	Ant1	14.71	0.00	14.71	30	PASS
11G	2462	Ant1	14.55	0.00	14.55	30	PASS
11N20SISO	2412	Ant1	13.19	0.00	13.19	30	PASS
11N20SISO	2437	Ant1	14.55	0.00	14.55	30	PASS
11N20SISO	2462	Ant1	14.46	0.00	14.46	30	PASS
11N40SISO	2422	Ant1	12.69	0.00	12.69	30	PASS
11N40SISO	2437	Ant1	13.26	0.00	13.26	30	PASS
11N40SISO	2452	Ant1	13.39	0.00	13.39	30	PASS

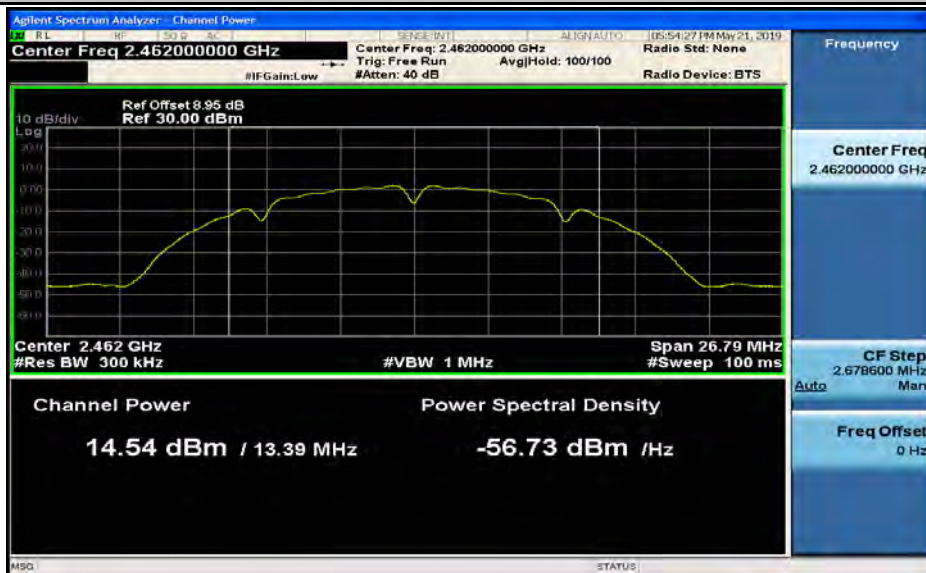
Maximum conducted (average) output power_11B_2412_Ant1



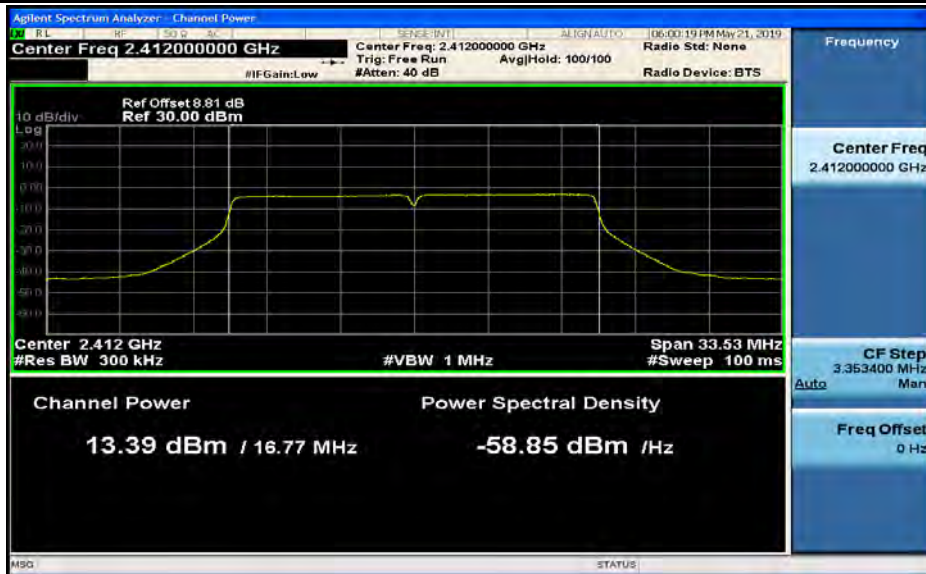
Maximum conducted (average) output power_11B_2437_Ant1



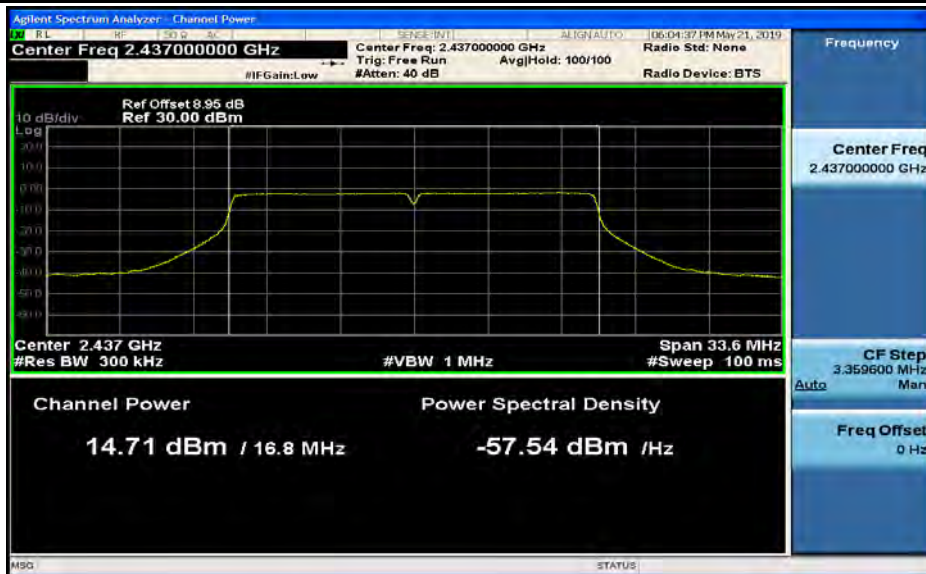
Maximum conducted (average) output power_11B_2462_Ant1



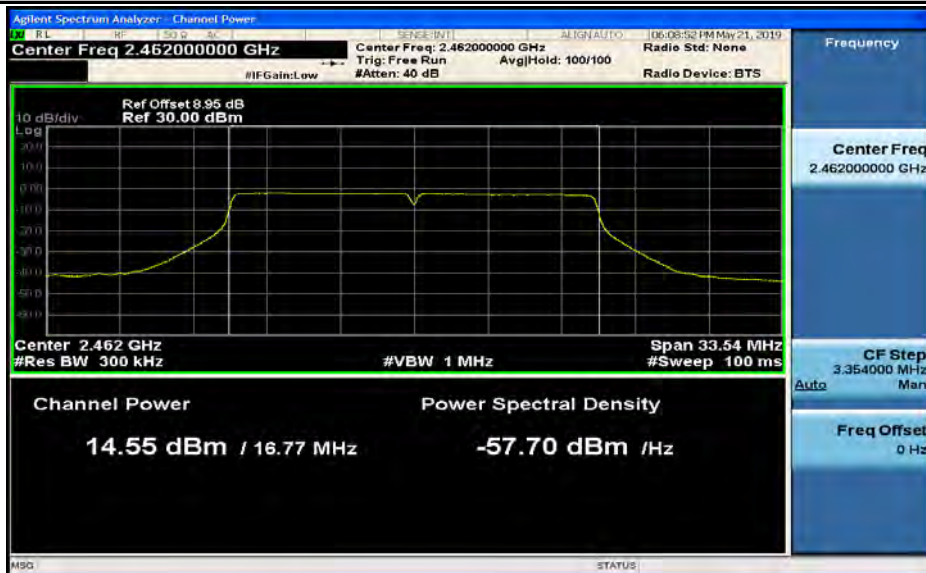
Maximum conducted (average) output power_11G_2412_Ant1



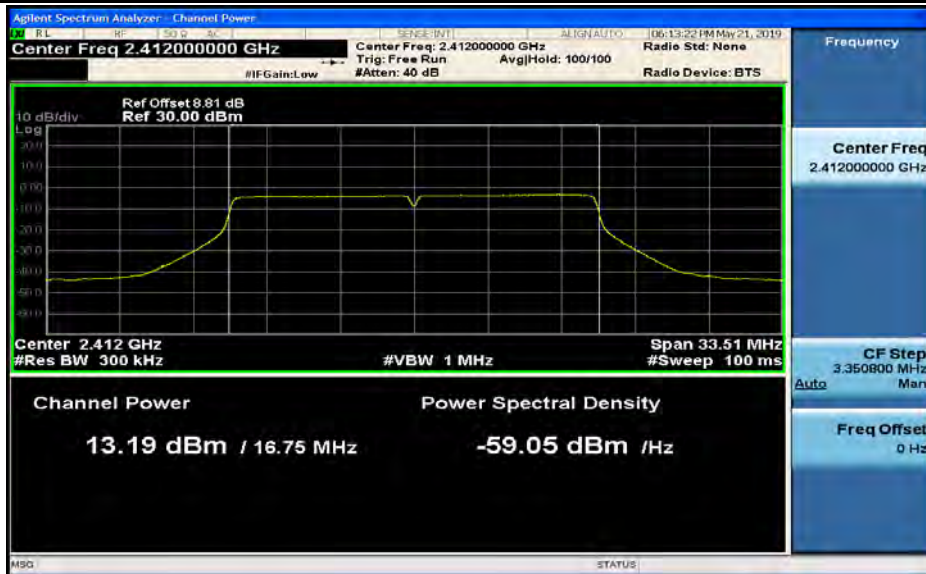
Maximum conducted (average) output power_11G_2437_Ant1



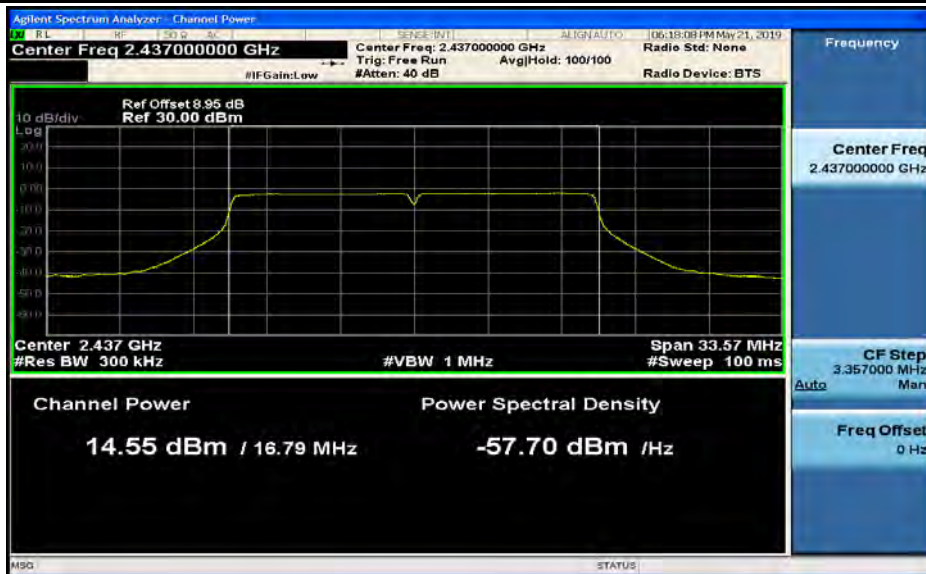
Maximum conducted (average) output power_11G_2462_Ant1



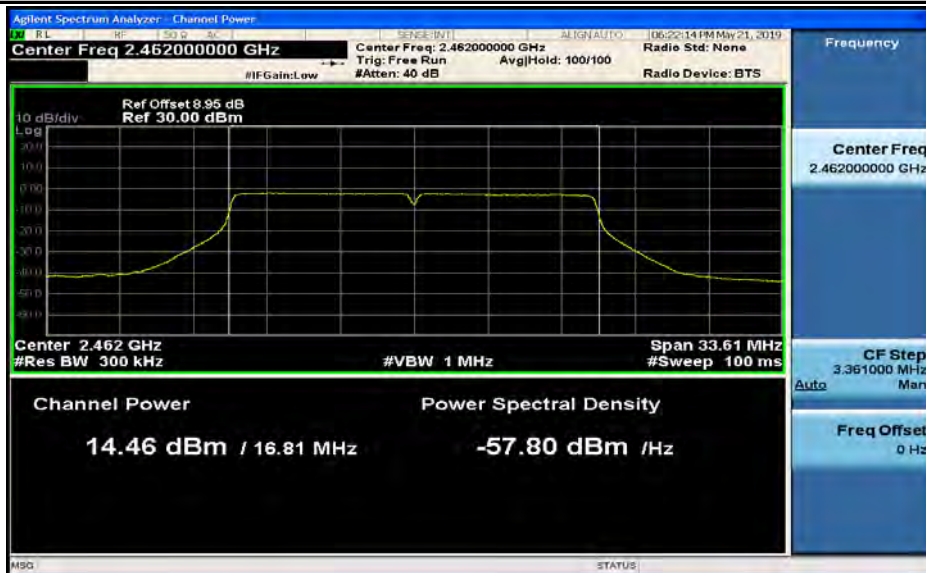
Maximum conducted (average) output power_11N20SISO_2412_Ant1



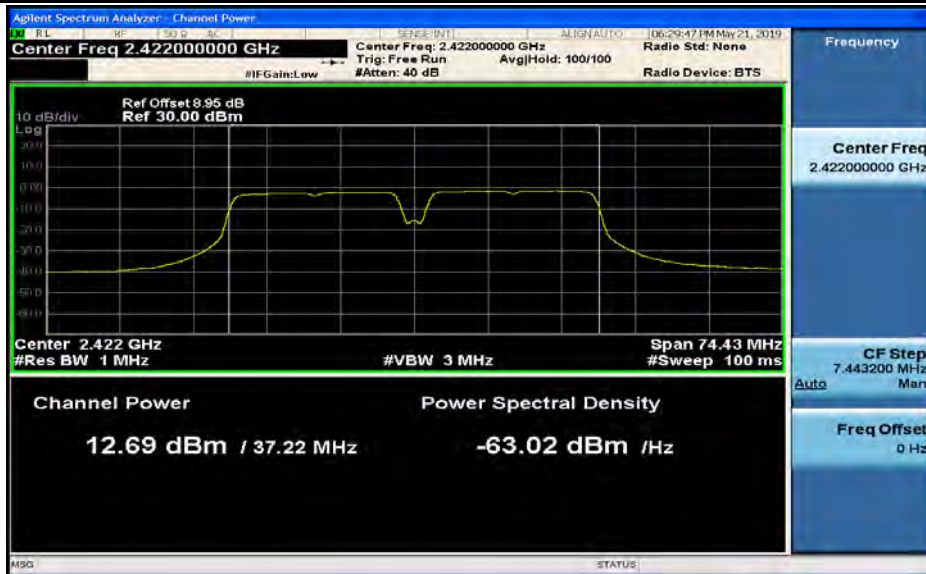
Maximum conducted (average) output power_11N20SISO_2437_Ant1



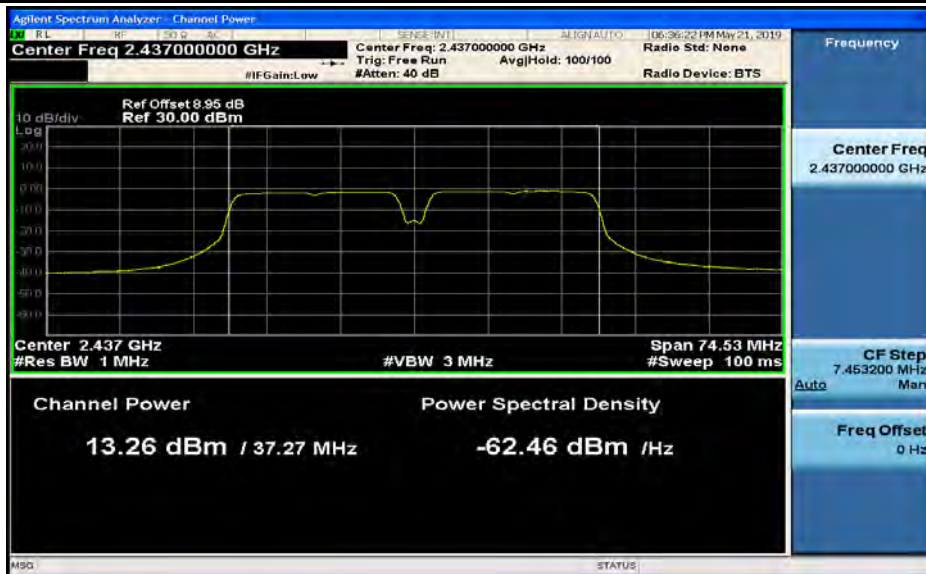
Maximum conducted (average) output power_11N20SISO_2462_Ant1



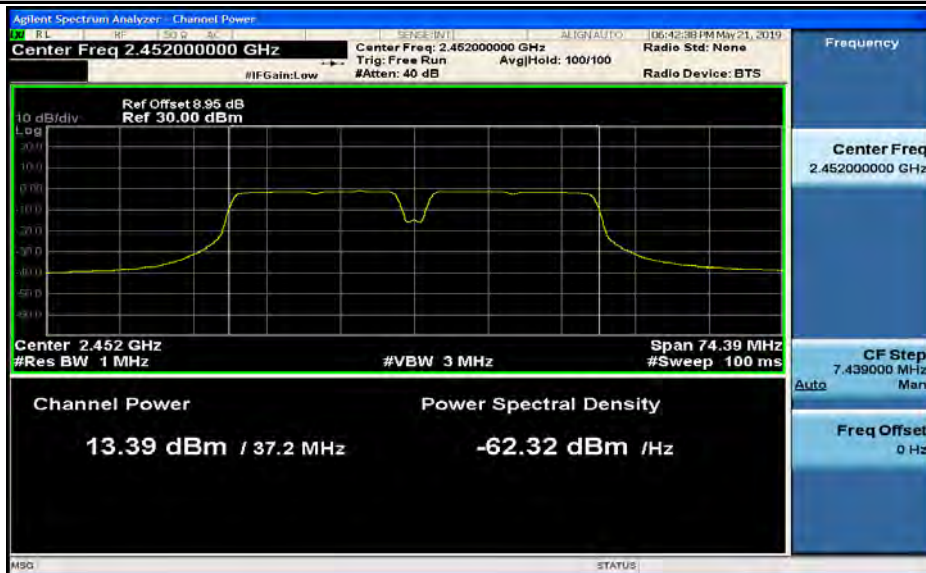
Maximum conducted (average) output power_11N40SISO_2422_Ant1



Maximum conducted (average) output power_11N40SISO_2437_Ant1



Maximum conducted (average) output power_11N40SISO_2452_Ant1





4. Maximum(average) power spectral density

Test Mode	Test Channel	Ant	Level [dBm/3kHz]	10log(1/x) Factor[dB]	PSD[dBm/3kHz]	Limit[dBm/3kHz]	Verdict
11B	2412	Ant1	-18.71	0.00	-18.71	8.00	PASS
11B	2437	Ant1	-17.60	0.00	-17.60	8.00	PASS
11B	2462	Ant1	-17.63	0.00	-17.63	8.00	PASS
11G	2412	Ant1	-21.08	0.00	-21.08	8.00	PASS
11G	2437	Ant1	-19.92	0.00	-19.92	8.00	PASS
11G	2462	Ant1	-19.77	0.00	-19.77	8.00	PASS
11N20SISO	2412	Ant1	-21.30	0.00	-21.30	8.00	PASS
11N20SISO	2437	Ant1	-19.95	0.00	-19.95	8.00	PASS
11N20SISO	2462	Ant1	-19.92	0.00	-19.92	8.00	PASS
11N40SISO	2422	Ant1	-25.11	0.00	-25.11	8.00	PASS
11N40SISO	2437	Ant1	-24.17	0.00	-24.17	8.00	PASS
11N40SISO	2452	Ant1	-24.52	0.00	-24.52	8.00	PASS

Maximum(average) power spectral density_11B_2412_Ant1



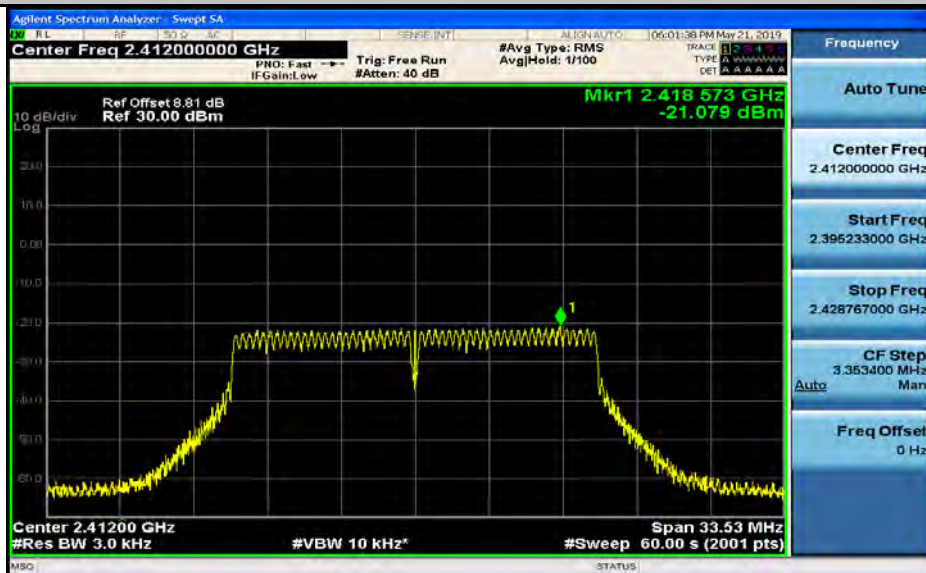
Maximum(average) power spectral density_11B_2437_Ant1



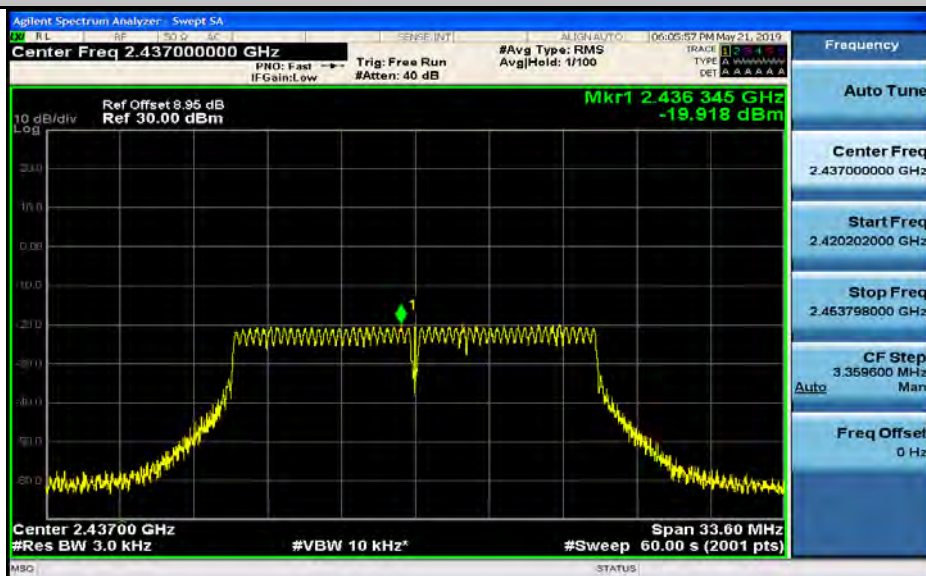
Maximum(average) power spectral density_11B_2462_Ant1



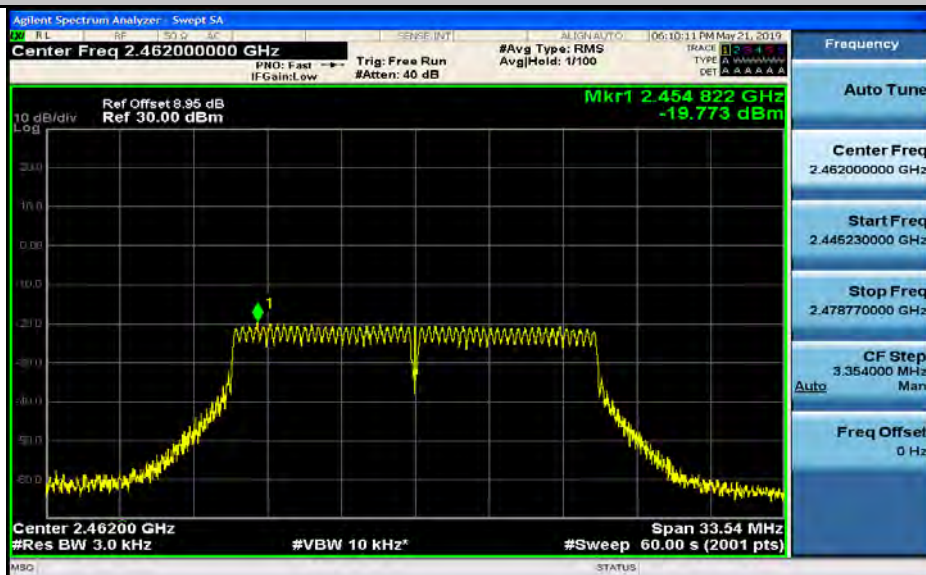
Maximum(average) power spectral density_11G_2412_Ant1



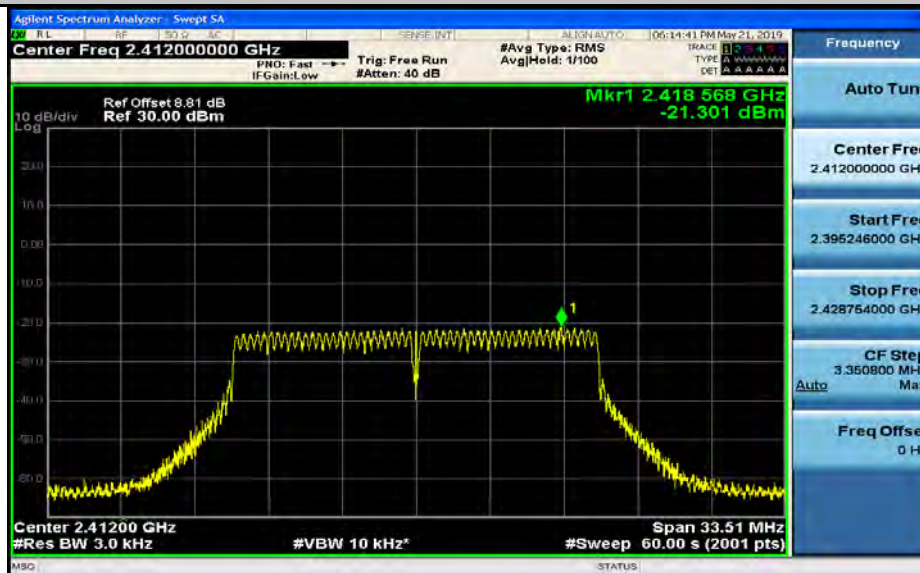
Maximum(average) power spectral density_11G_2437_Ant1



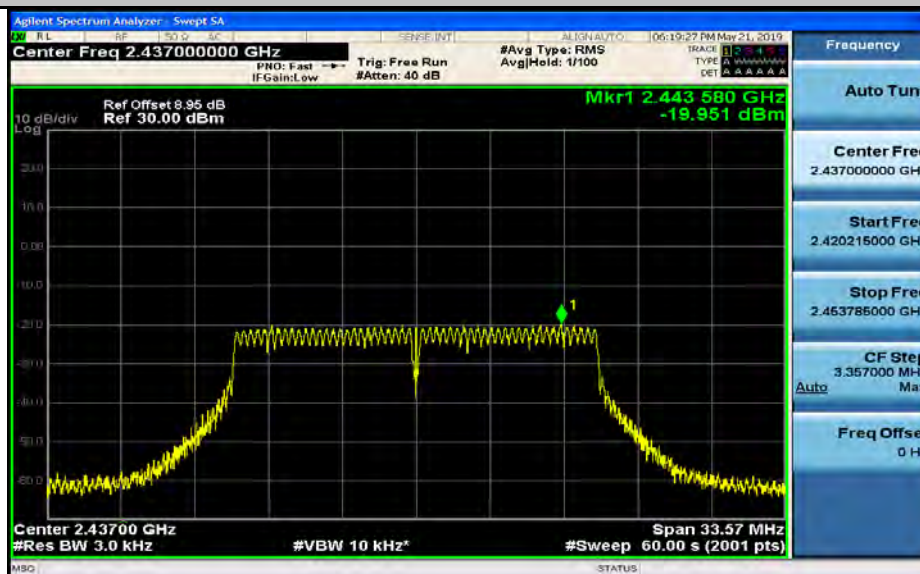
Maximum(average) power spectral density_11G_2462_Ant1



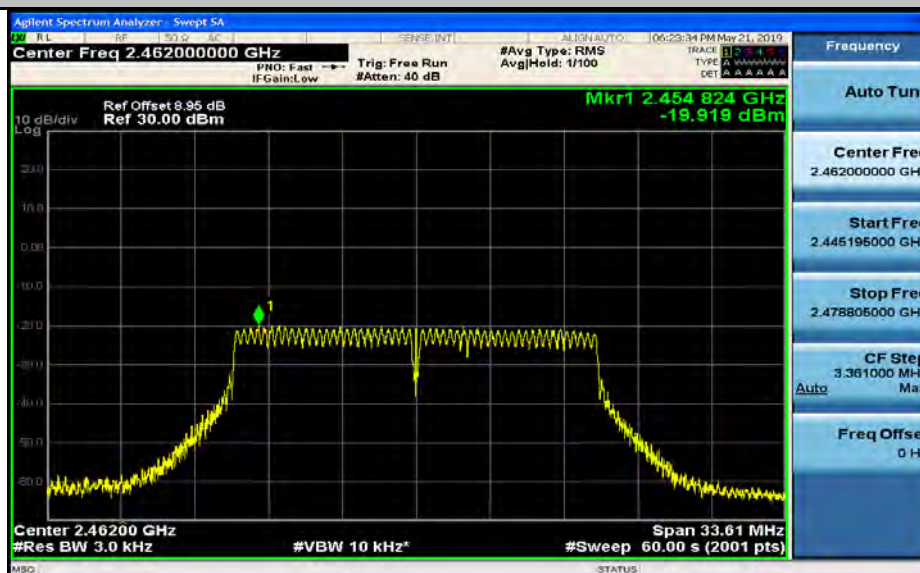
Maximum(average) power spectral density_11N20SISO_2412_Ant1



Maximum(average) power spectral density_11N20SISO_2437_Ant1



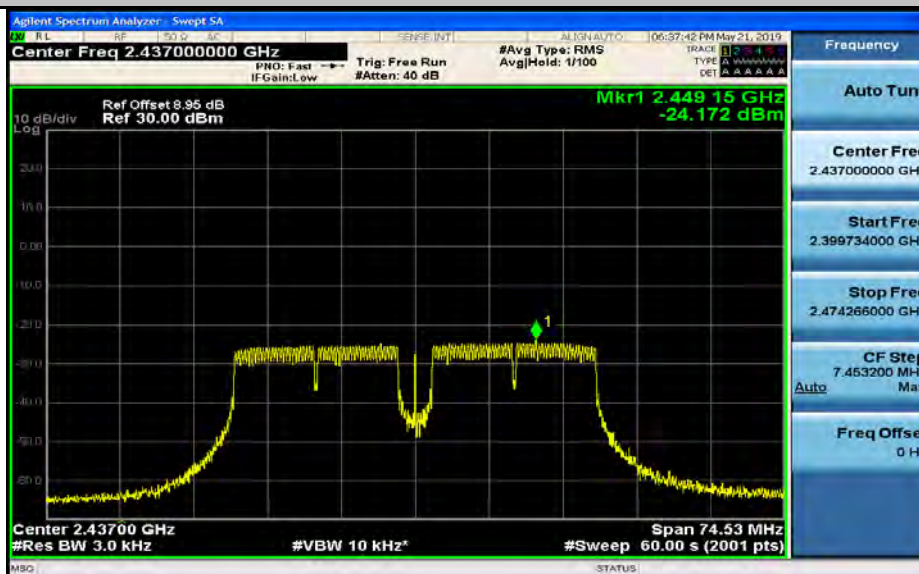
Maximum(average) power spectral density_11N20SISO_2462_Ant1



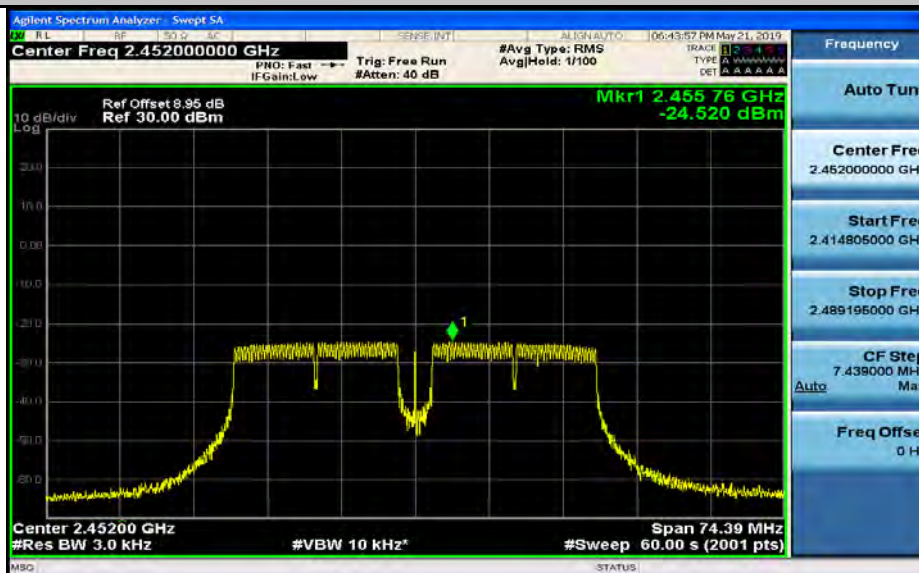
Maximum(average) power spectral density_11N40SISO_2422_Ant1



Maximum(average) power spectral density_11N40SISO_2437_Ant1



Maximum(average) power spectral density_11N40SISO_2452_Ant1

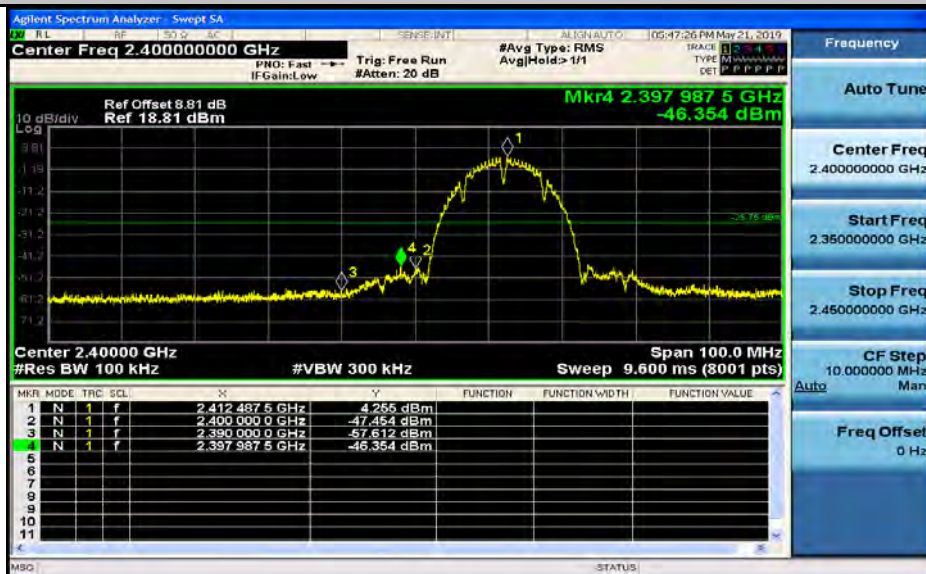




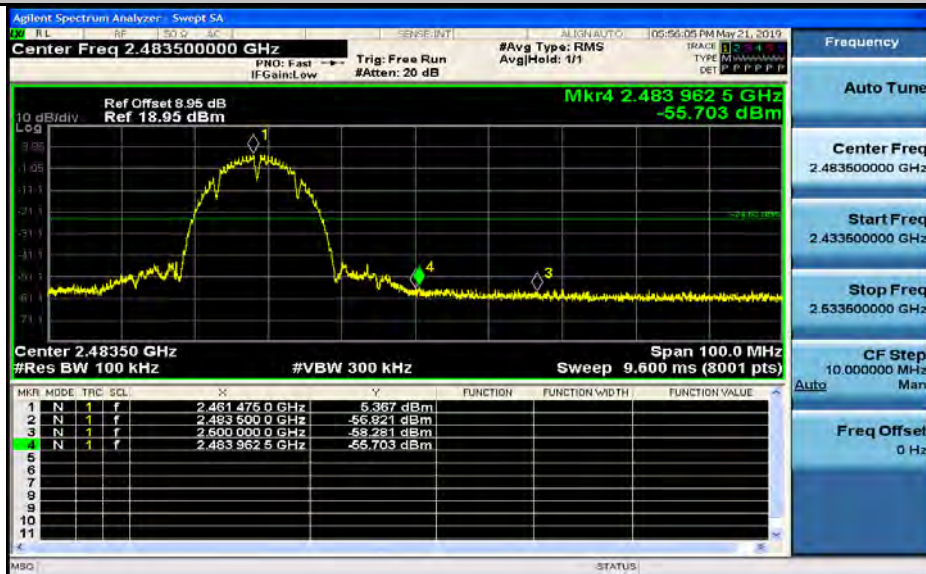
5.Band-edge for RF Conducted Emissions

Test Mode	Test Channel	Ant	Carrier Power[dBm]	Max. Spurious Level [dBm]	Limit [dBm]	Verdict
11B	2412	Ant1	4.26	-46.35	-25.75	PASS
11B	2462	Ant1	5.37	-55.70	-24.63	PASS
11G	2412	Ant1	-0.78	-37.52	-30.78	PASS
11G	2462	Ant1	0.37	-44.28	-29.63	PASS
11N20SISO	2412	Ant1	-0.90	-37.19	-30.90	PASS
11N20SISO	2462	Ant1	0.17	-44.66	-29.84	PASS
11N40SISO	2422	Ant1	-3.77	-36.66	-33.77	PASS
11N40SISO	2452	Ant1	-3.65	-36.30	-33.65	PASS

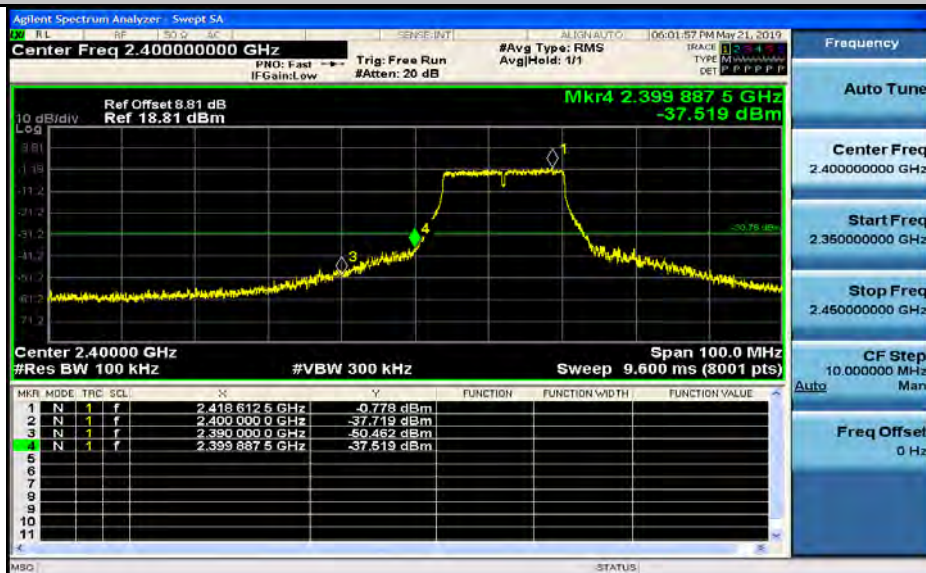
Band-edge for RF Conducted Emissions_11B_2412_Ant1



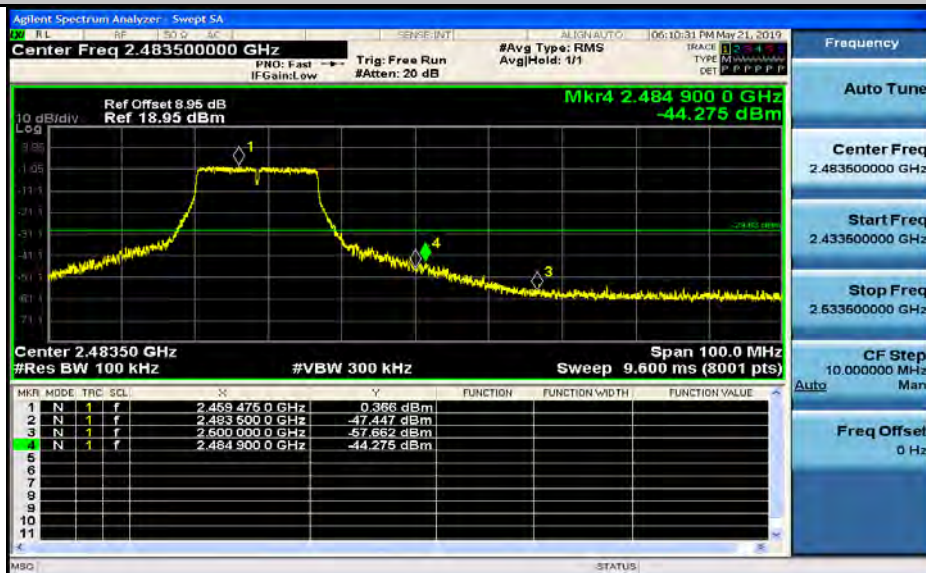
Band-edge for RF Conducted Emissions_11B_2462_Ant1



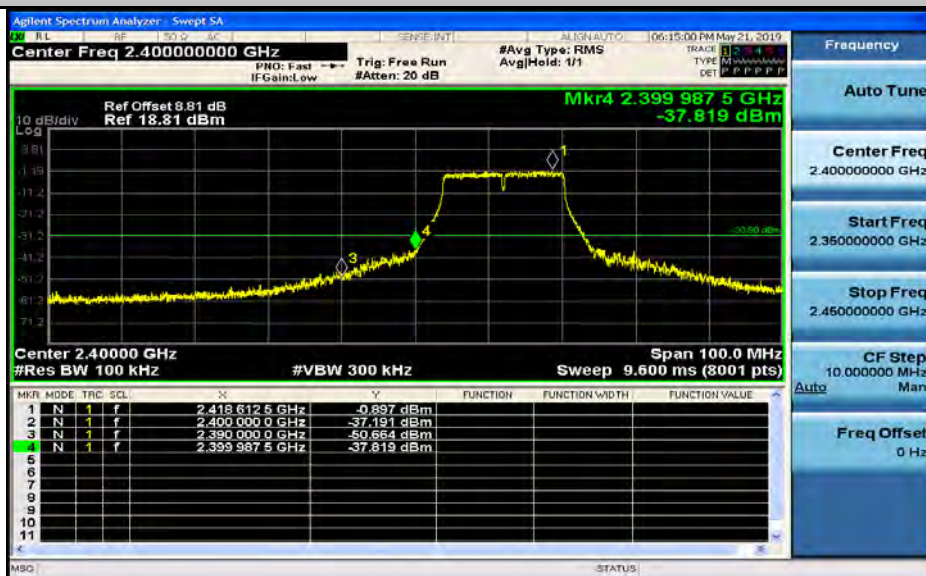
Band-edge for RF Conducted Emissions_11G_2412_Ant1



Band-edge for RF Conducted Emissions_11G_2462_Ant1



Band-edge for RF Conducted Emissions_11N20SISO_2412_Ant1



Band-edge for RF Conducted Emissions_11N20SISO_2462_Ant1



6.RF Conducted Spurious Emissions

Test Mode	Test Channel	Ant	StartFre [MHz]	StopFre [MHz]	RBW [kHz]	VBW [kHz]	Pref[dBm]	Max. Level [dBm]	Limit [dBm]	Verdict
11B	2412	Ant1	30	10000	100	300	4.15	-40.65	<- 25.85	PASS
11B	2412	Ant1	10000	26000	100	300	4.152	-44.162	<- 25.848	PASS
11B	2437	Ant1	30	10000	100	300	5.32	-39.91	<- 24.68	PASS
11B	2437	Ant1	10000	26000	100	300	5.32	-43.436	<- 24.68	PASS
11B	2462	Ant1	30	10000	100	300	5.26	-42.60	<- 24.74	PASS
11B	2462	Ant1	10000	26000	100	300	5.258	-44.180	<- 24.742	PASS
11G	2412	Ant1	30	10000	100	300	-0.99	-49.92	<- 30.99	PASS
11G	2412	Ant1	10000	26000	100	300	-0.991	-43.807	<- 30.991	PASS
11G	2437	Ant1	30	10000	100	300	0.38	-49.31	<- 29.62	PASS
11G	2437	Ant1	10000	26000	100	300	0.377	-43.906	<- 29.623	PASS
11G	2462	Ant1	30	10000	100	300	0.29	-51.16	<- 29.71	PASS
11G	2462	Ant1	10000	26000	100	300	0.287	-43.849	<- 29.713	PASS
11N20SISO	2412	Ant1	30	10000	100	300	-0.95	-50.83	<- 30.95	PASS
11N20SISO	2412	Ant1	10000	26000	100	300	-0.95	-43.800	<- 30.95	PASS
11N20SISO	2437	Ant1	30	10000	100	300	0.17	-49.06	<- 29.83	PASS
11N20SISO	2437	Ant1	10000	26000	100	300	0.174	-43.677	<- 29.826	PASS
11N20SISO	2462	Ant1	30	10000	100	300	0.05	-51.12	<- 29.95	PASS
11N20SISO	2462	Ant1	10000	26000	100	300	0.048	-44.410	<- 29.952	PASS
11N40SISO	2422	Ant1	30	10000	100	300	-4.07	-52.55	<- 34.07	PASS
11N40SISO	2422	Ant1	10000	26000	100	300	-4.072	-43.650	<- 34.072	PASS
11N40SISO	2437	Ant1	30	10000	100	300	-3.68	-50.38	<- 33.68	PASS
11N40SISO	2437	Ant1	10000	26000	100	300	-3.68	-43.879	<- 33.68	PASS
11N40SISO	2452	Ant1	30	10000	100	300	-3.79	-52.29	<- 33.79	PASS

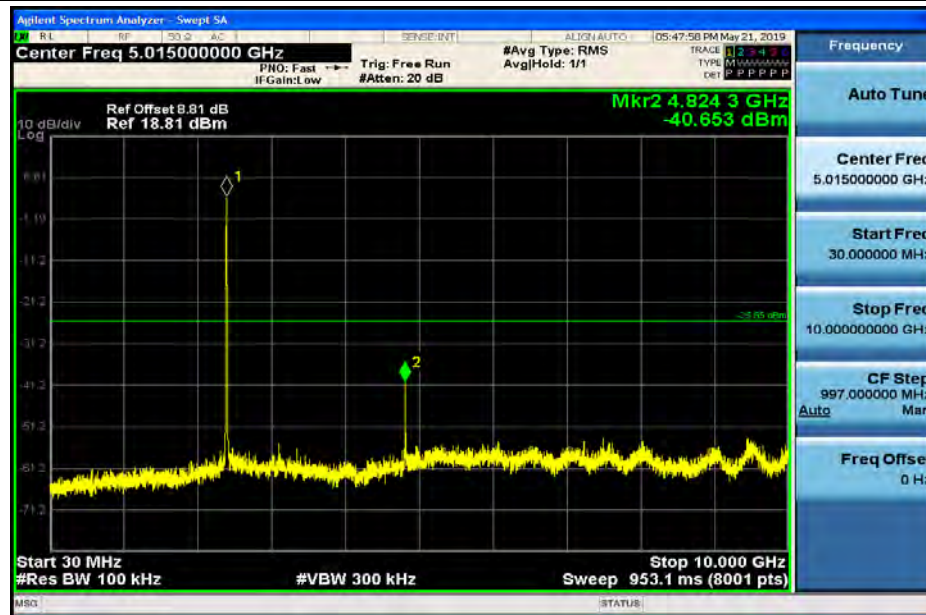


11N40SISO	2452	Ant1	10000	26000	100	300	-3.787	-43.949	< 33.787	PASS
-----------	------	------	-------	-------	-----	-----	--------	---------	-------------	------

RF Conducted Spurious Emissions_11B_2412



Frequency
Auto Tune
Center Freq 2.41200000 GHz
Start Freq 2.39200000 GHz
Stop Freq 2.43200000 GHz
CF Step 4.000000 MHz Auto Man
Freq Offset 0 Hz

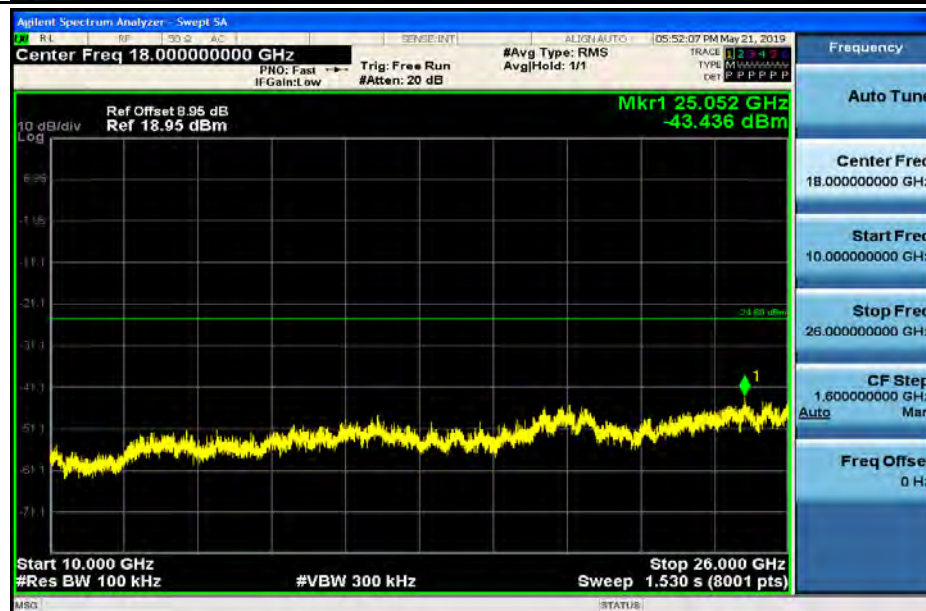
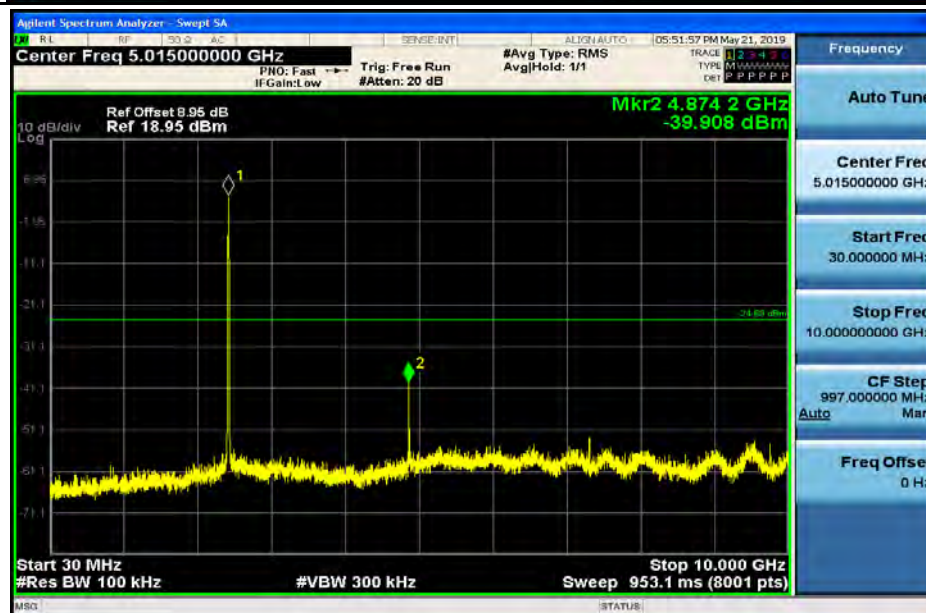


Frequency
Auto Tune
Center Freq 5.01500000 GHz
Start Freq 30.000000 MHz
Stop Freq 10.00000000 GHz
CF Step 997.000000 MHz Auto Man
Freq Offset 0 Hz



Frequency
Auto Tune
Center Freq 18.00000000 GHz
Start Freq 10.00000000 GHz
Stop Freq 26.00000000 GHz
CF Step 1.60000000 GHz Auto Man
Freq Offset 0 Hz

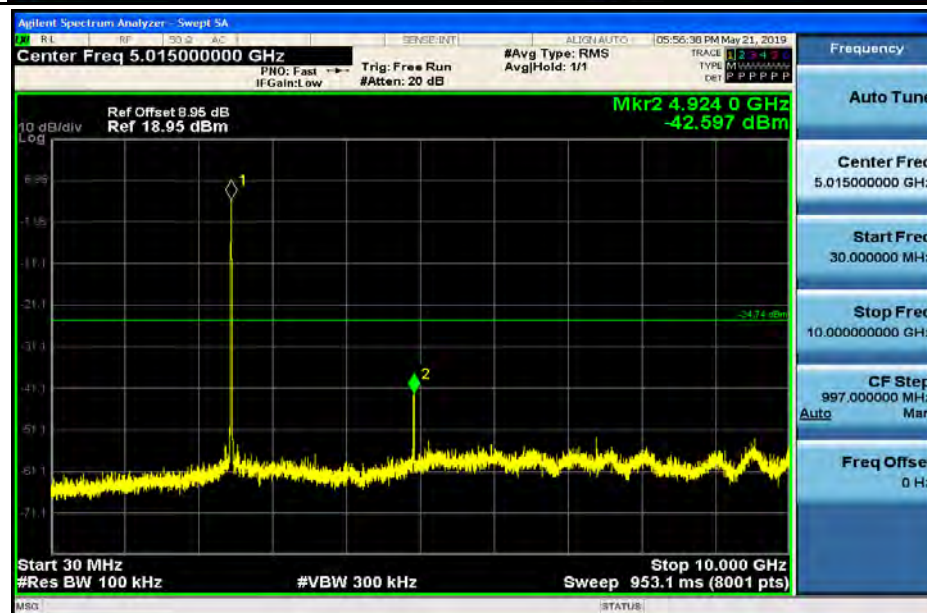
RF Conducted Spurious Emissions_11B_2437



RF Conducted Spurious Emissions_11B_2462



Frequency	
Auto Tune	
Center Freq	2.462000000 GHz
Start Freq	2.442000000 GHz
Stop Freq	2.482000000 GHz
CF Step	4.000000 MHz
Auto	Man
Freq Offset	0 Hz



Frequency	
Auto Tune	
Center Freq	5.015000000 GHz
Start Freq	30.000000 MHz
Stop Freq	10.000000000 GHz
CF Step	997.000000 MHz
Auto	Man
Freq Offset	0 Hz

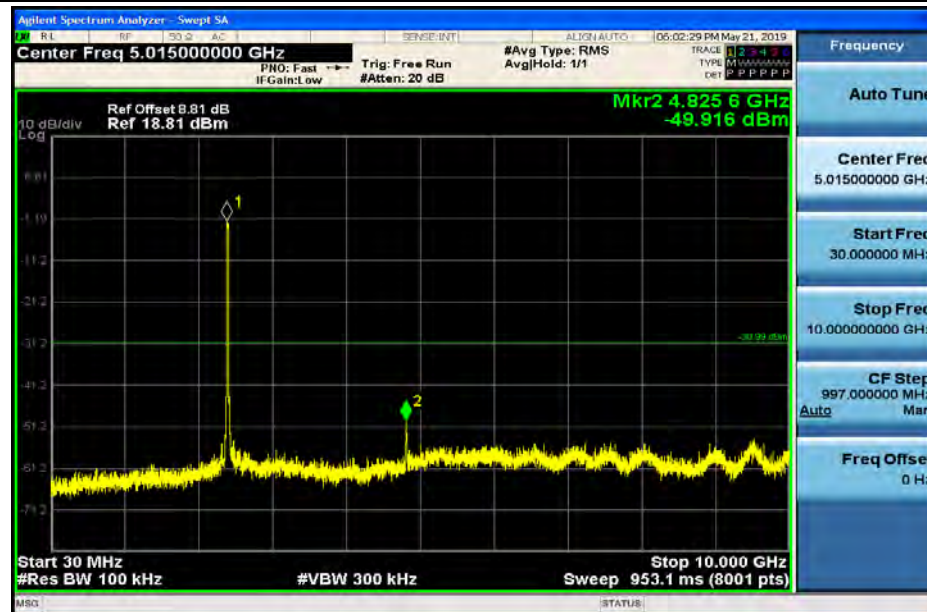


Frequency	
Auto Tune	
Center Freq	18.000000000 GHz
Start Freq	10.000000000 GHz
Stop Freq	26.000000000 GHz
CF Step	1.600000000 GHz
Auto	Man
Freq Offset	0 Hz

RF Conducted Spurious Emissions_11G_2412



Frequency
Auto Tune
Center Freq 2.41200000 GHz
Start Freq 2.39200000 GHz
Stop Freq 2.43200000 GHz
CF Step 4.000000 MHz Auto Man
Freq Offset 0 Hz



Frequency
Auto Tune
Center Freq 5.01500000 GHz
Start Freq 30.000000 MHz
Stop Freq 10.00000000 GHz
CF Step 997.000000 MHz Auto Man
Freq Offset 0 Hz

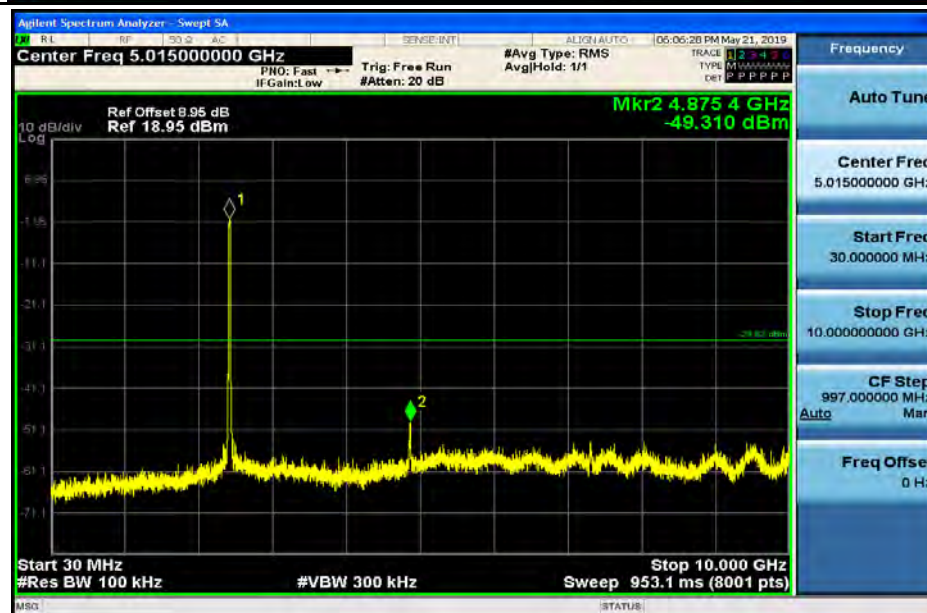


Frequency
Auto Tune
Center Freq 18.00000000 GHz
Start Freq 10.00000000 GHz
Stop Freq 26.00000000 GHz
CF Step 1.600000000 GHz Auto Man
Freq Offset 0 Hz

RF Conducted Spurious Emissions_11G_2437



Frequency
Auto Tune
Center Freq 2.437000000 GHz
Start Freq 2.417000000 GHz
Stop Freq 2.457000000 GHz
CF Step 4.000000 MHz Auto Man
Freq Offset 0 Hz

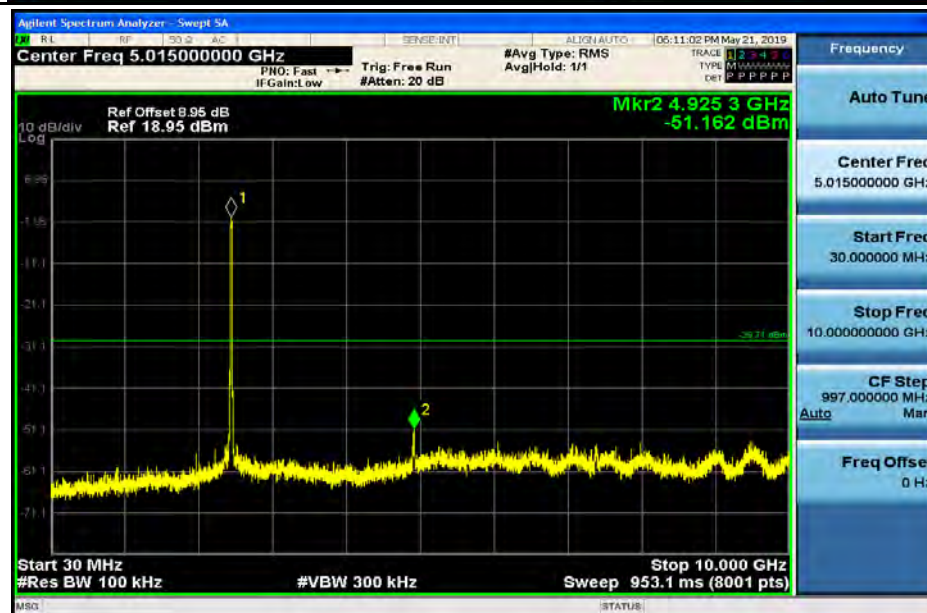


Frequency
Auto Tune
Center Freq 5.015000000 GHz
Start Freq 30.000000 MHz
Stop Freq 10.000000000 GHz
CF Step 997.000000 MHz Auto Man
Freq Offset 0 Hz



Frequency
Auto Tune
Center Freq 18.000000000 GHz
Start Freq 10.000000000 GHz
Stop Freq 26.000000000 GHz
CF Step 1.600000000 GHz Auto Man
Freq Offset 0 Hz

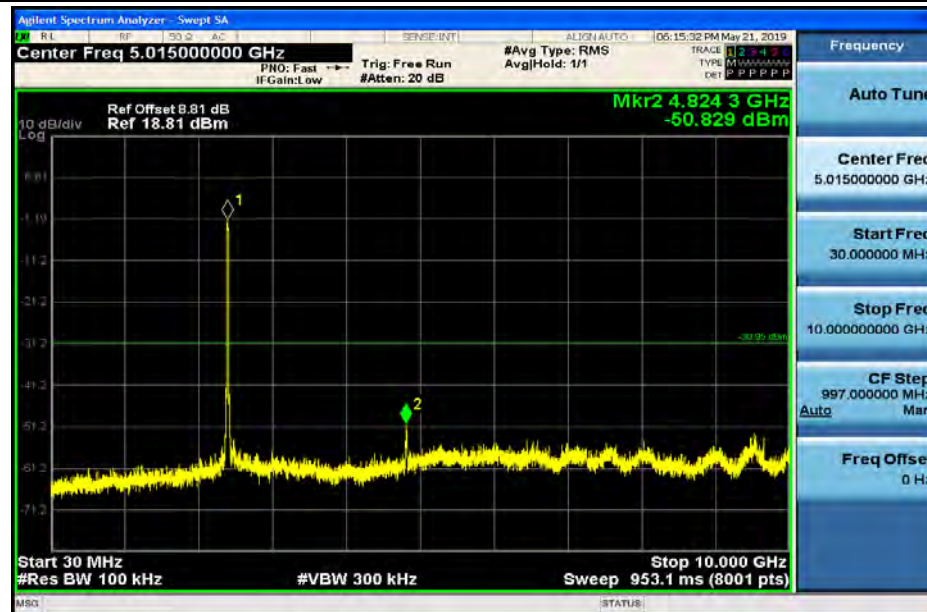
RF Conducted Spurious Emissions_11G_2462



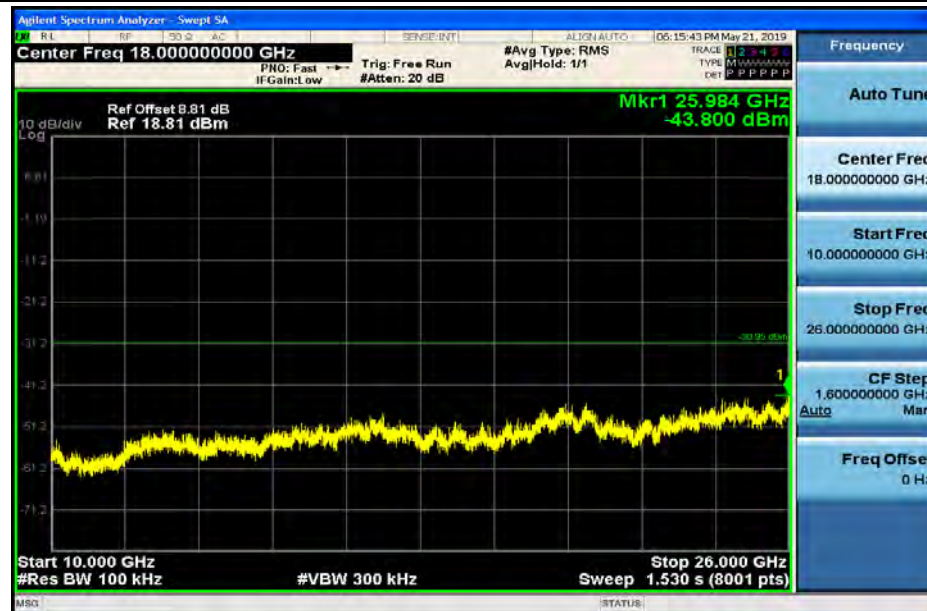
RF Conducted Spurious Emissions_11N20SISO_2412



Frequency
Auto Tune
Center Freq 2.41200000 GHz
Start Freq 2.392000000 GHz
Stop Freq 2.432000000 GHz
CF Step 4.000000 MHz Auto Man
Freq Offset 0 Hz



Frequency
Auto Tune
Center Freq 5.015000000 GHz
Start Freq 30.000000 MHz
Stop Freq 10.000000000 GHz
CF Step 997.000000 MHz Auto Man
Freq Offset 0 Hz

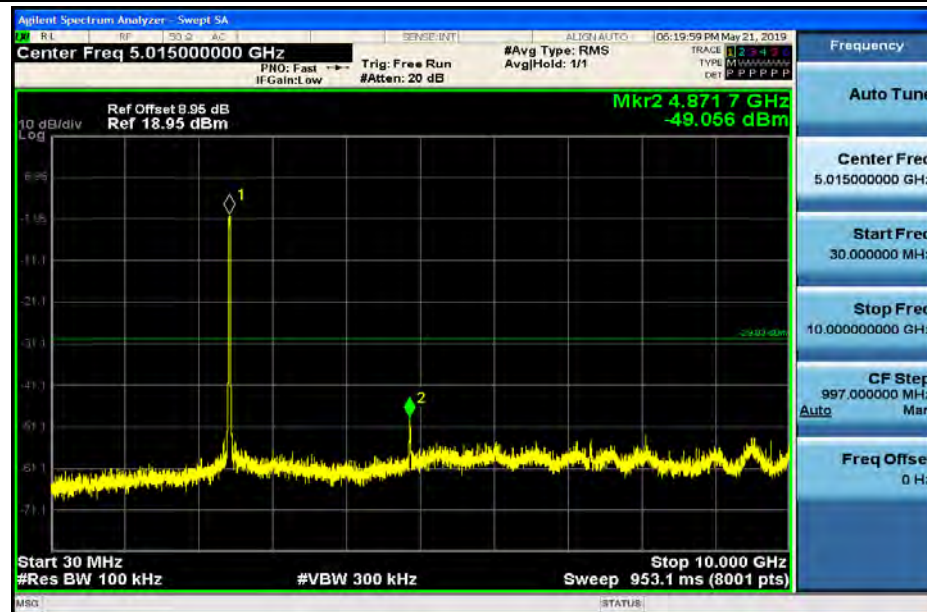


Frequency
Auto Tune
Center Freq 18.000000000 GHz
Start Freq 10.000000000 GHz
Stop Freq 26.000000000 GHz
CF Step 1.600000000 GHz Auto Man
Freq Offset 0 Hz

RF Conducted Spurious Emissions_11N20SISO_2437



Frequency	
Auto Tune	
Center Freq	2.437000000 GHz
Start Freq	2.417000000 GHz
Stop Freq	2.457000000 GHz
CF Step	4.000000 MHz
Auto	Man
Freq Offset	0 Hz

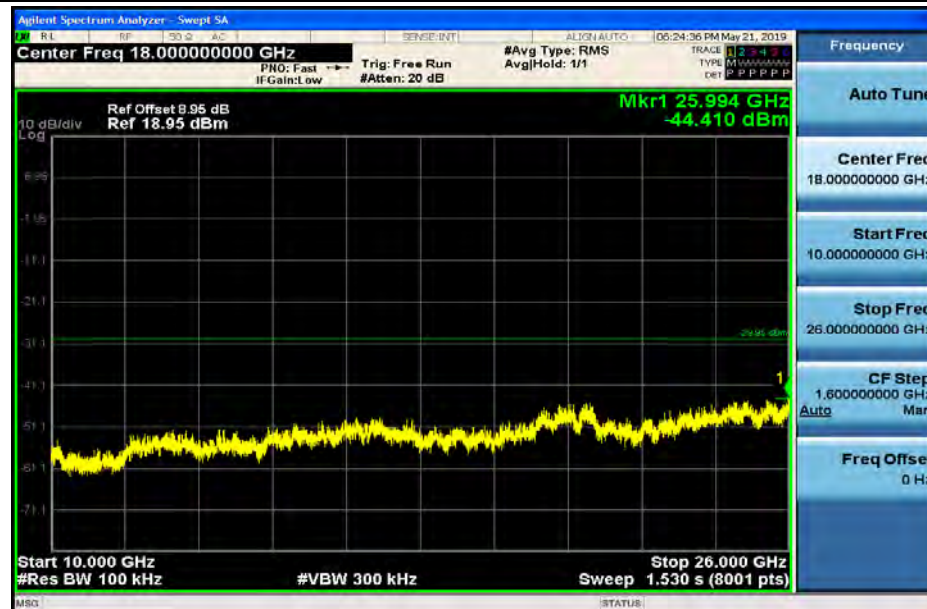
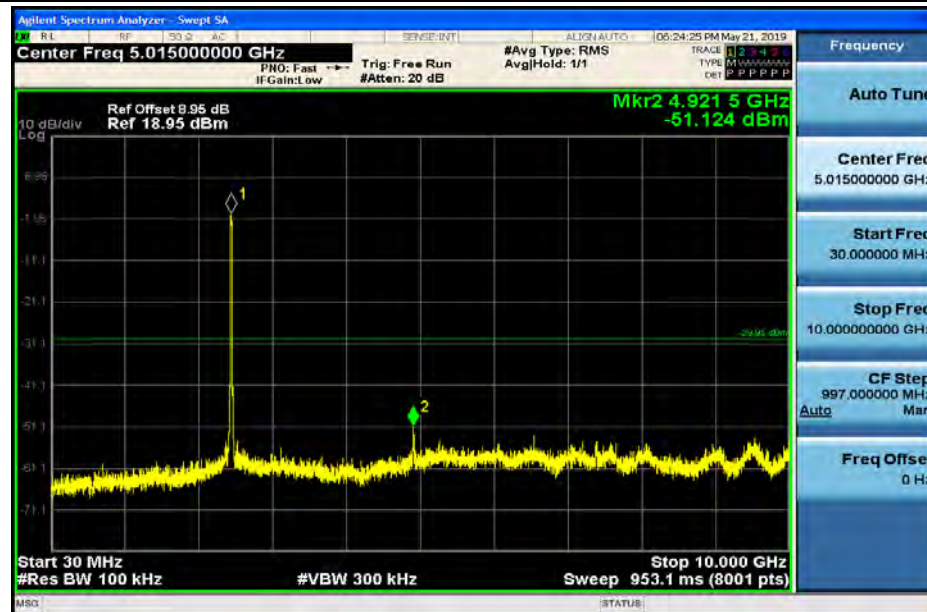


Frequency	
Auto Tune	
Center Freq	5.015000000 GHz
Start Freq	30.000000 MHz
Stop Freq	10.000000000 GHz
CF Step	997.000000 MHz
Auto	Man
Freq Offset	0 Hz

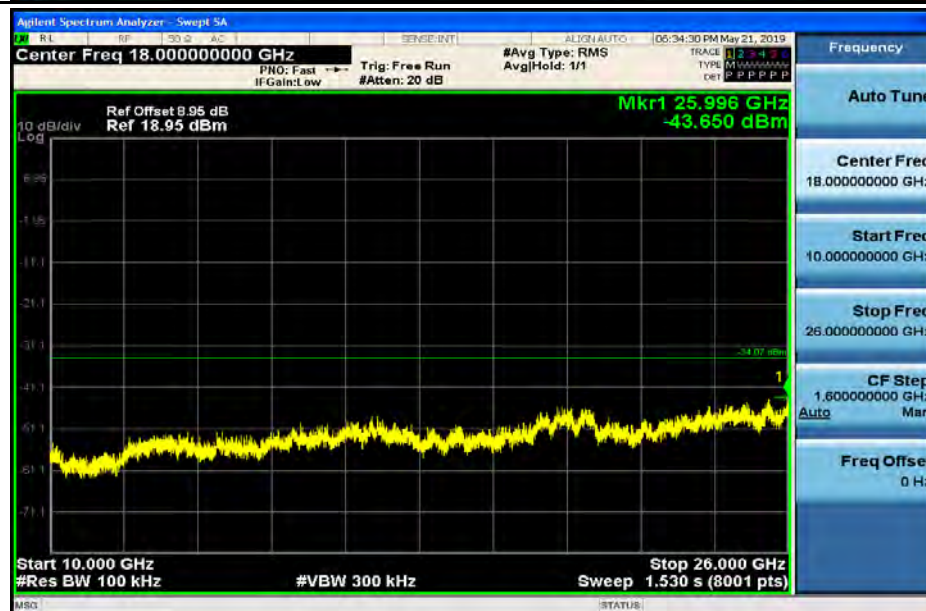
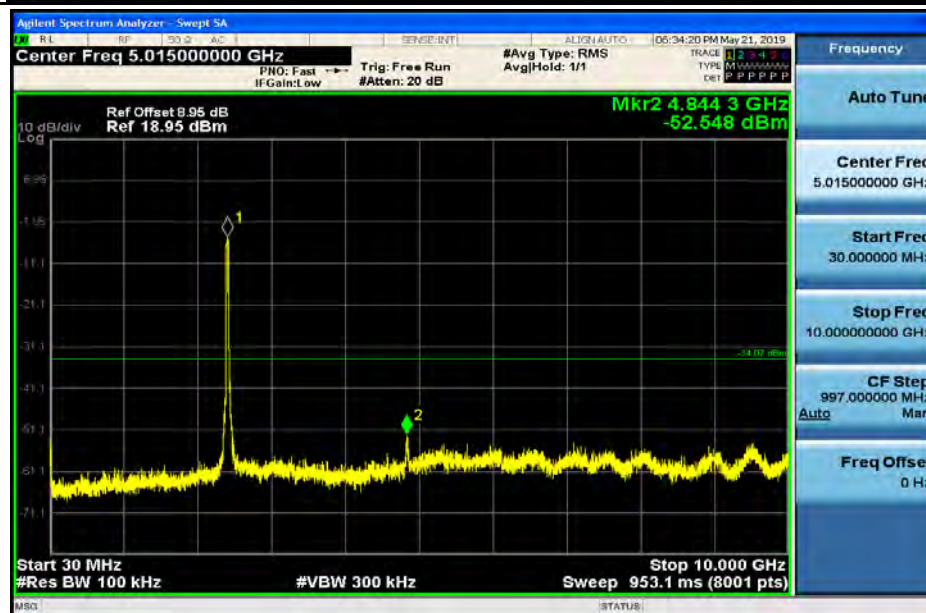


Frequency	
Auto Tune	
Center Freq	18.000000000 GHz
Start Freq	10.000000000 GHz
Stop Freq	26.000000000 GHz
CF Step	1.600000000 GHz
Auto	Man
Freq Offset	0 Hz

RF Conducted Spurious Emissions_11N20SISO_2462



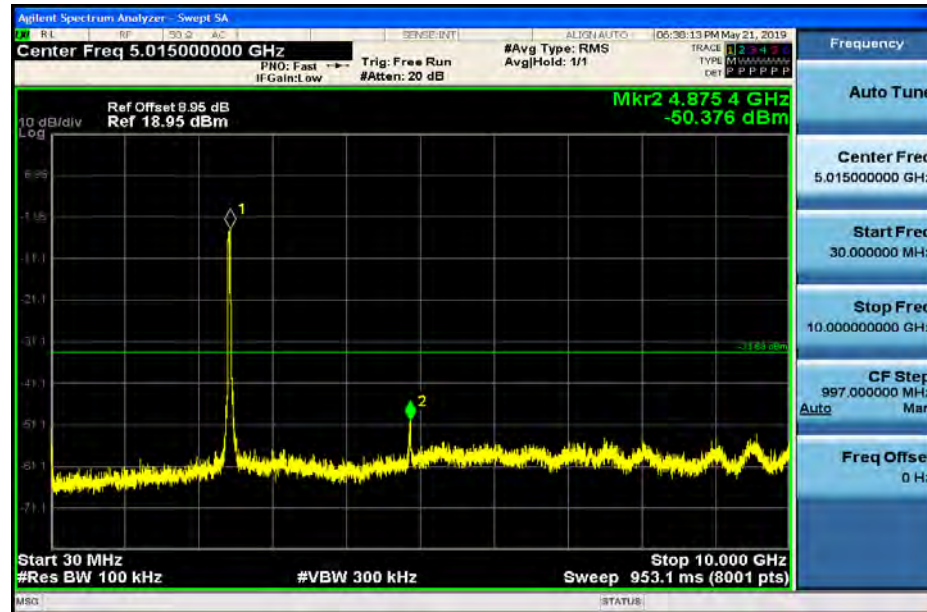
RF Conducted Spurious Emissions_11N40SISO_2422



RF Conducted Spurious Emissions_11N40SISO_2437



Frequency
Auto Tune
Center Freq 2.437000000 GHz
Start Freq 2.397000000 GHz
Stop Freq 2.477000000 GHz
CF Step 8.000000 MHz Auto Man
Freq Offset 0 Hz

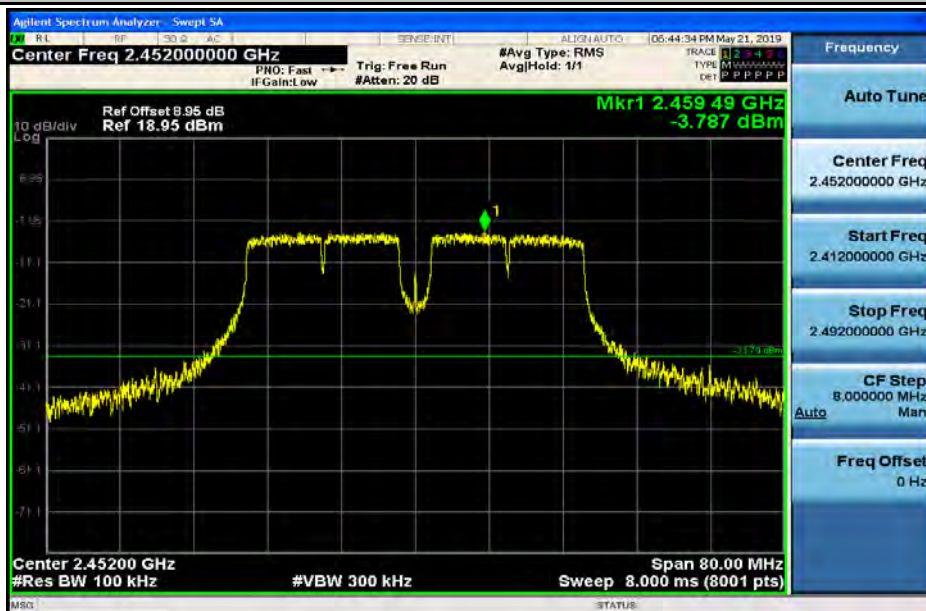


Frequency
Auto Tune
Center Freq 5.015000000 GHz
Start Freq 30.000000 MHz
Stop Freq 10.000000000 GHz
CF Step 997.000000 MHz Auto Man
Freq Offset 0 Hz

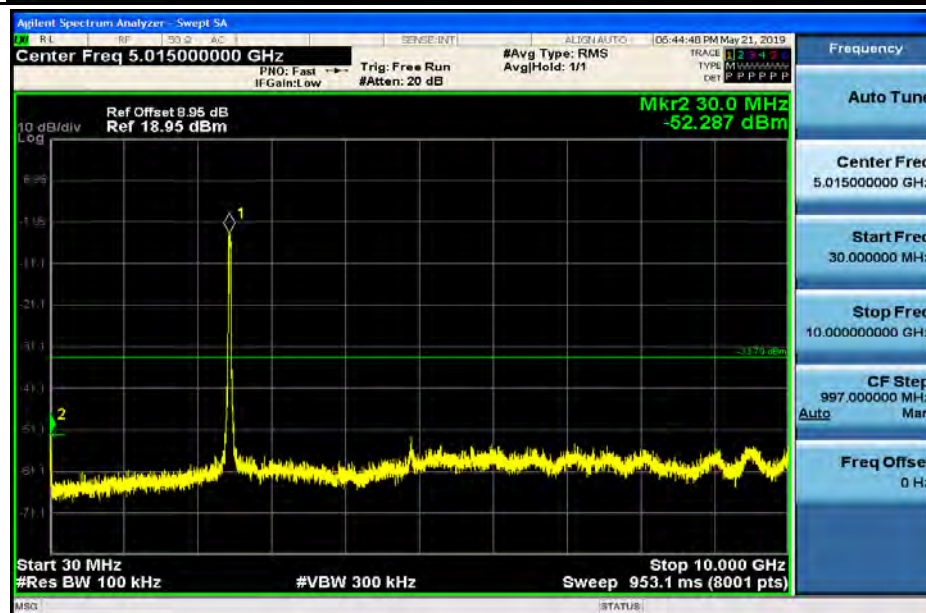


Frequency
Auto Tune
Center Freq 18.000000000 GHz
Start Freq 10.000000000 GHz
Stop Freq 26.000000000 GHz
CF Step 1.600000000 GHz Auto Man
Freq Offset 0 Hz

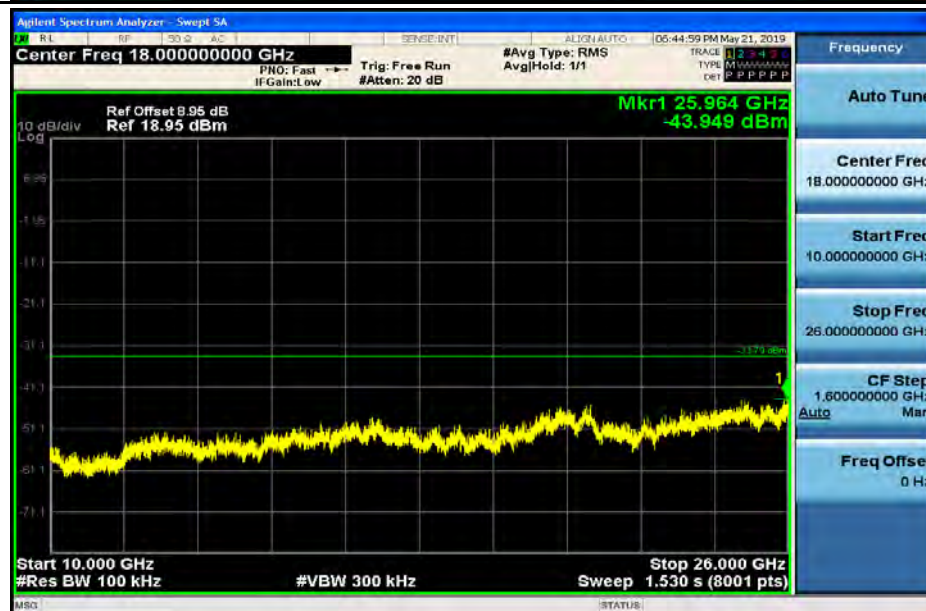
RF Conducted Spurious Emissions_11N40SISO_2452



Frequency
Auto Tune
Center Freq 2.452000000 GHz
Start Freq 2.412000000 GHz
Stop Freq 2.492000000 GHz
CF Step 8.000000 MHz Auto Man
Freq Offset 0 Hz



Frequency
Auto Tune
Center Freq 5.015000000 GHz
Start Freq 30.000000 MHz
Stop Freq 10.000000000 GHz
CF Step 997.000000 MHz Auto Man
Freq Offset 0 Hz



Frequency
Auto Tune
Center Freq 18.000000000 GHz
Start Freq 10.000000000 GHz
Stop Freq 26.000000000 GHz
CF Step 1.600000000 GHz Auto Man
Freq Offset 0 Hz



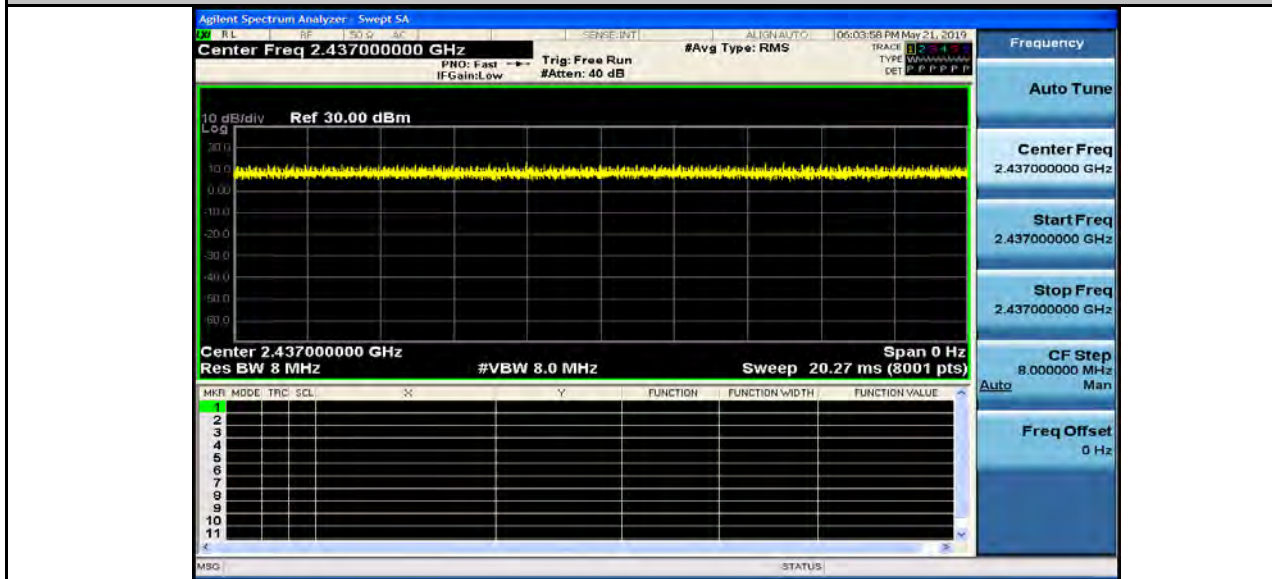
7.Duty Cycle

Test Mode	Test Channel	Ant	Duty Cycle[%]	10log(1/x) Factor[dB]
11B	2412	Ant1	100.00	0.00
11B	2437	Ant1	100.00	0.00
11B	2462	Ant1	100.00	0.00
11G	2412	Ant1	100.00	0.00
11G	2437	Ant1	100.00	0.00
11G	2462	Ant1	100.00	0.00
11N20SISO	2412	Ant1	100.00	0.00
11N20SISO	2437	Ant1	100.00	0.00
11N20SISO	2462	Ant1	100.00	0.00
11N40SISO	2422	Ant1	100.00	0.00
11N40SISO	2437	Ant1	100.00	0.00
11N40SISO	2452	Ant1	100.00	0.00

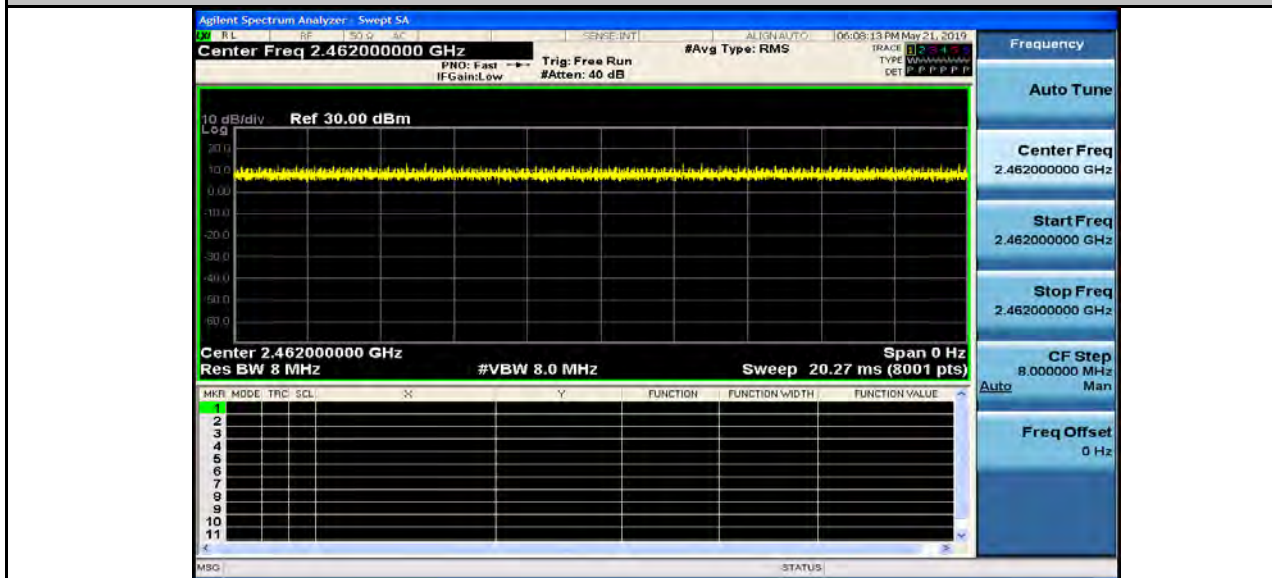
Duty Cycle_11G_2412_Ant1



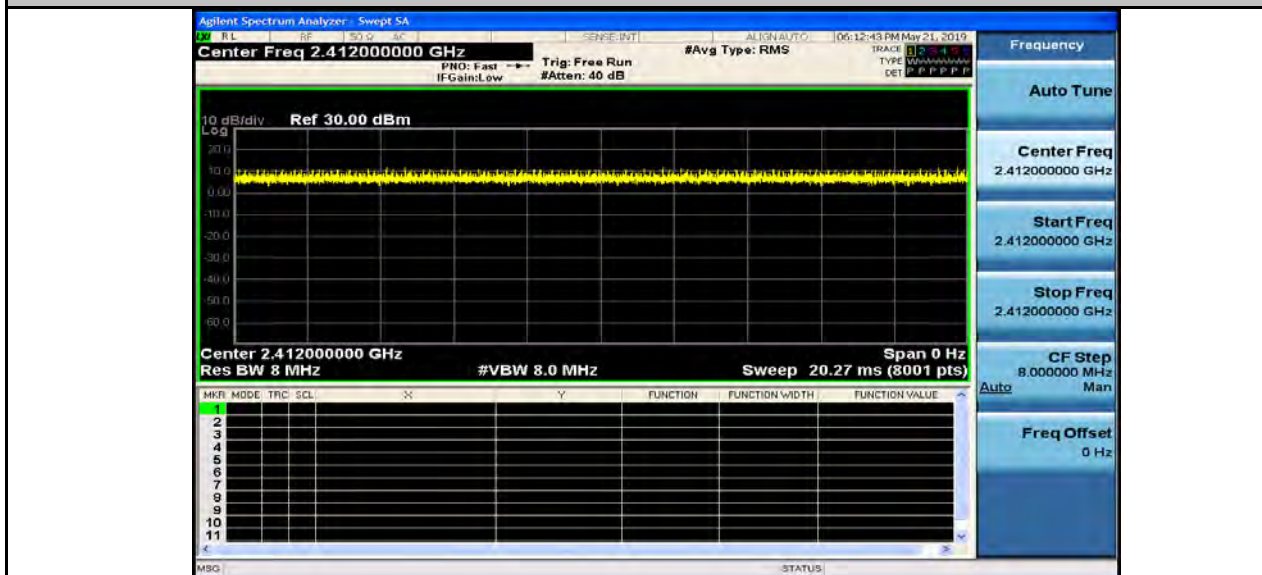
Duty Cycle_11G_2437_Ant1



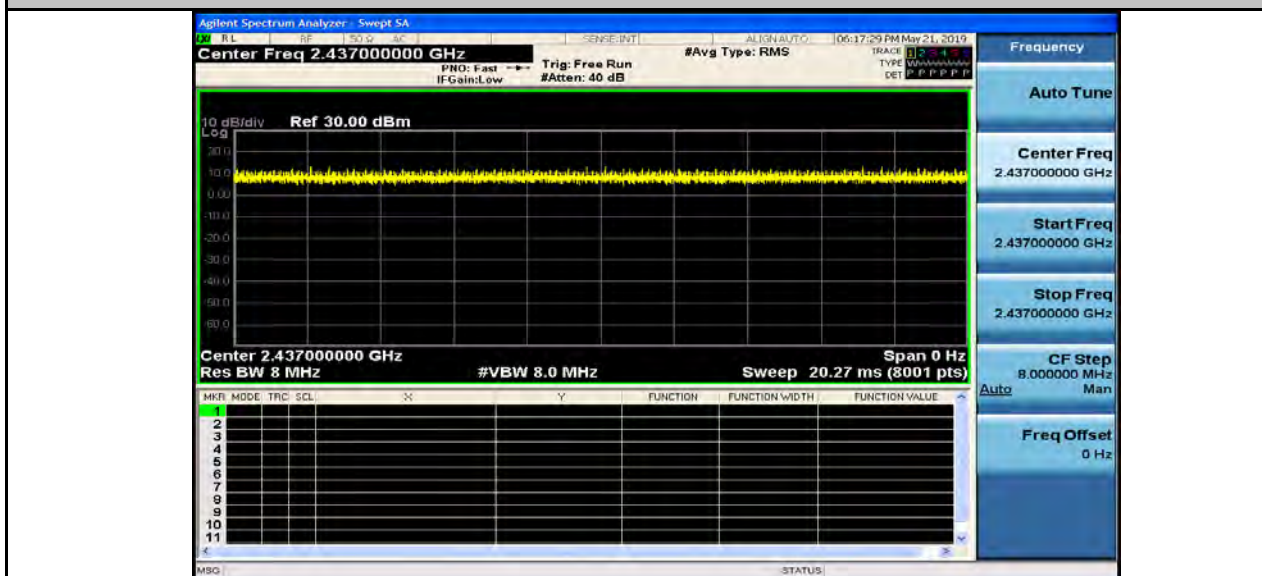
Duty Cycle_11G_2462_Ant1



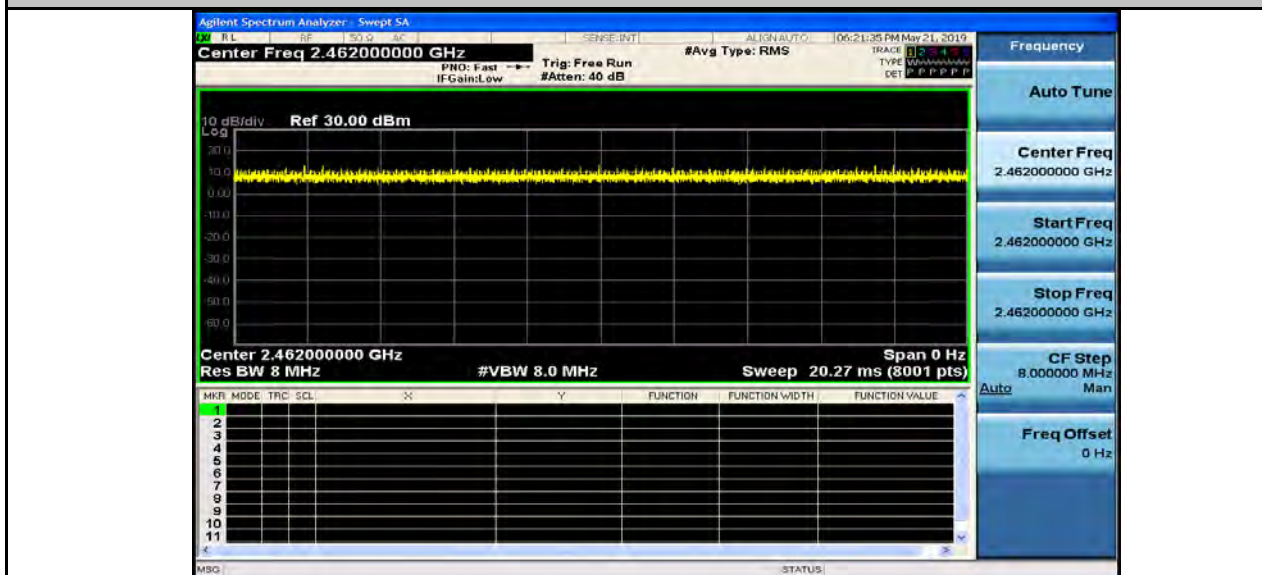
Duty Cycle_11N20SISO_2412_Ant1



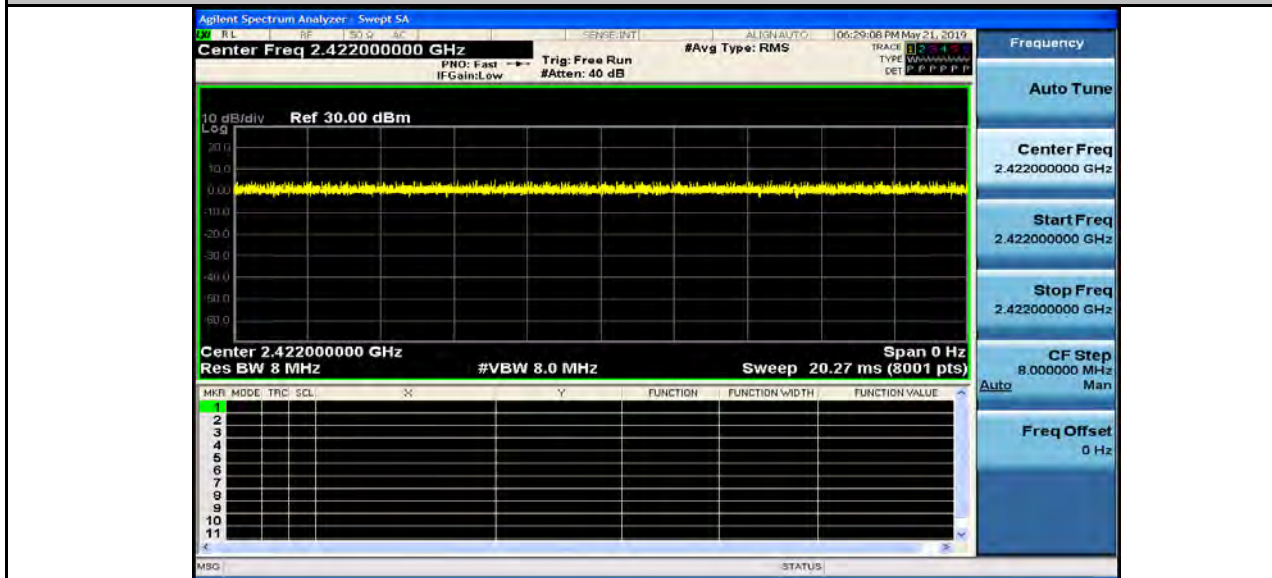
Duty Cycle_11N20SISO_2437_Ant1



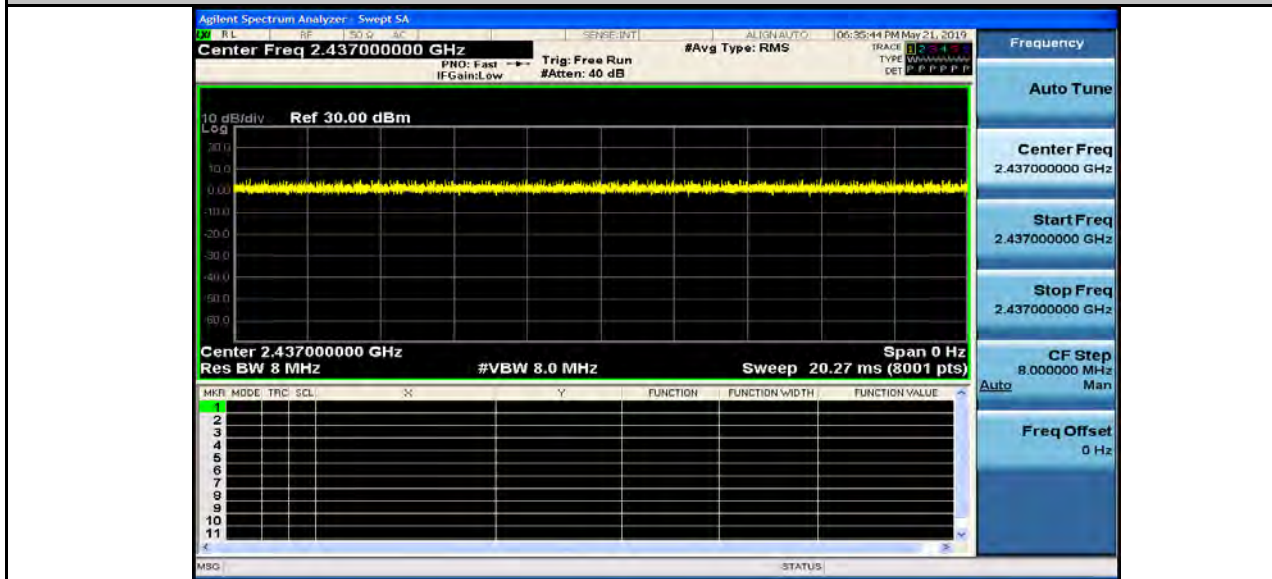
Duty Cycle_11N20SISO_2462_Ant1



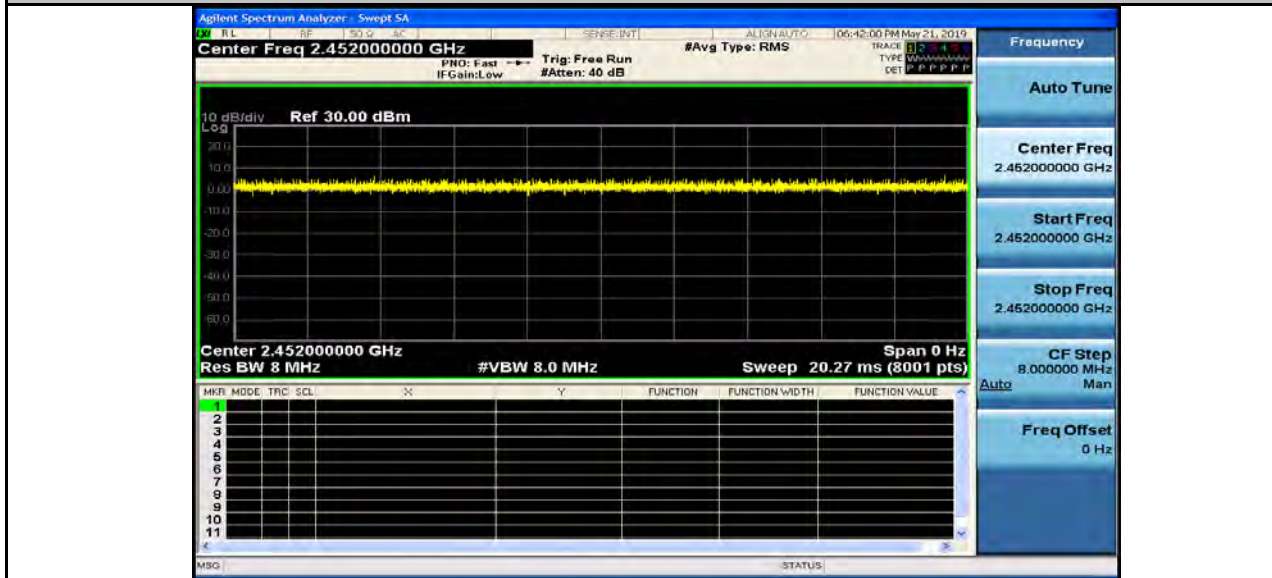
Duty Cycle_11N40SISO_2422_Ant1



Duty Cycle_11N40SISO_2437_Ant1



Duty Cycle_11N40SISO_2452_Ant1





**SGS-CSTC Standards Technical Services Co., Ltd. Shanghai
Branch**