

Annex A



This test report annex is electronically signed and valid without handwriting signature. For verification of the electronic signatures, the public keys can be requested at the testing laboratory.

Test report annex authorized:

Radio Communications & EMC
David Lang
Lab Manager

External photos of the EUT

Photo 1 (EUT – top view):




Photo 2 (EUT – side view):




Photo 3 (EUT – rear view):





Photo 4 (EUT – side view):



A photograph of the back of a white and black electronic device, likely a portable music player. The device has a white upper half and a black lower half. On the back, there is a multi-pin connector with gold pins and green/yellow plastic housing. There are also two small black square holes on the white section.

SMA Solar Technology AG
 Sonnenallee 1
 34266 Netetal
 www.sma-solar.com



SMA Industrial Manager

Type	Version
IN-D-0-0-5	A1


Date of manufacture: Order options
 11/11/2016

Serial number: *16* **MSC-Adress**
16-35-972

Protection class: **IP20**

Ambient temperature: **10...30V**
 20...+50 °C

Output: **10A**



Conformity with EMC Directive 2014/53/EU
 CE

This device complies with Part 15 of the FCC Rules. Operation is subject to the following two conditions:
 (1) This device may not cause harmful interference, and
 (2) this device must accept any interference that may be received.
 Made in Germany

Document history

Version	Applied changes	Date of release
	Initial release	2017-01-18