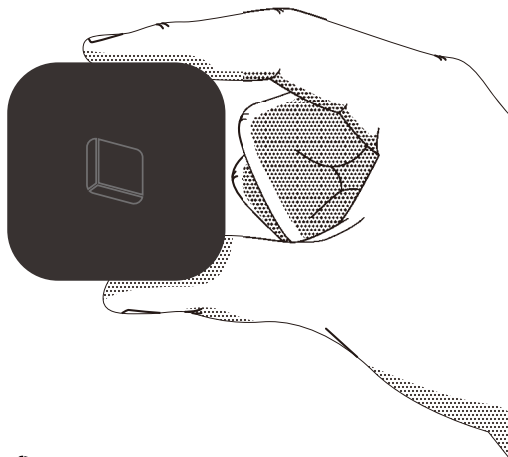


HAKO^{mini}

androidtv



Safety instructions

- ❖ Please keep the product in horizontal position. Do not place anything on the top of the TV Stick.
- ❖ Please use the power adapter provided by the manufacturer, Do not use the power adaptor if it is damaged.
- ❖ Please avoid to touch the power adapter with wet hands.
- ❖ To avoid any potential risk of electrical shock or damage do not disassemble or modify the TV Stick.
- ❖ Please keep the TV Stick away from any heat sources to avoid damage. The device should be keep in a dry and well-ventilated area away from dust that may cause fire or electric shock
- ❖ Please promptly shut down and unplug the device power adapter if it begin emitting smoke or any unpleasant odors.
- ❖ Please unplug the device power adapter when not in use for a long periods of time.

Accessory List

Please open the package and check the following accessories:



TV Stick x1



Remote Control x1



Power Adapter x1 (Option)



User Manual x1



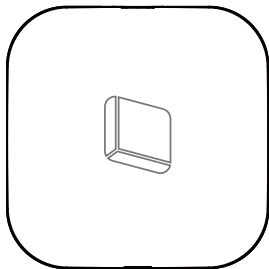
USB Cable x1



HDMI Cable x1

Hardware Structure

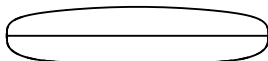
- **Top Panel**



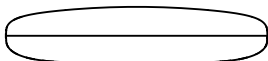
- **Bottom Panel**



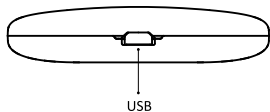
- **Left Panel**



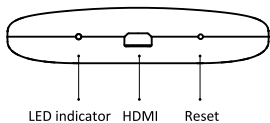
- **Right Panel**



- **Front Panel**

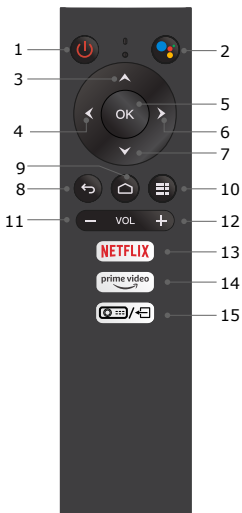


- **Rear Panel**



Remote Control

	Hako mini TV dongle	Projector
1	Power	Power
2	Google Assistant	—
3	Up	Up
4	Left	Left
5	OK	OK
6	Right	Right
7	Down	Down
8	Back	Back
9	Home	Source
10	Apps	Menu
11	Voice-	Voice-
12	Voice+	Voice+
13	NETFLIX	—
14	Prime Video	—
15	Switch Hako/Projector	



Instructions

1.Indicator Light: Pressed any keys that indicator light will flash; When Low voltage that indicator light will flashes quickly .

2.Bluetooth Pairing :

Pressed the "OK"+ "Volume-"keys together on your Remote Control for 10 seconds

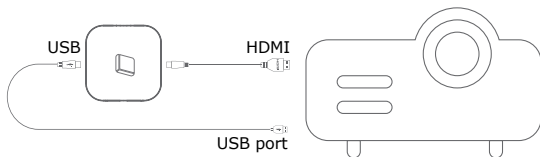
3.Google Assistant : Press the Google Assistant button on your remote to quickly search 500,000+ movies and shows, get recommendations to match your mood, control smart home devices, and more.

【Note】: Functions of the remote control maybe different for different Apps, you may need to use an external mouse to operate it.

System Connection

Please refer to below pictures and instructions to connect TV Stick

Note: Please turn off all equipment (such as Projector Stick and Projector power) before connecting.



Step1 Connection with TV set

Plug the Projector Stick into the Projector's HDMI port.

Step2 Connection with Power

Use the power adapter to connect the Stick and Projector set. Plug the power adapter into A/C outlet. If Projector set has a powered USB port, it can also plug the micro-USB cable directly into the Stick port.

Note: Some USB ports don't provide enough continuous power. You need to connect with A/C power outlet through power adapter.

Network Setting

Enter **Settings**→**Network** to turn on Wi-Fi and connect an available Wi-Fi network with correct password.

Technical Specifications

CPU	ARM Quad 64-bit Cortex-A53
Android OS	Android™ 10
Video/Audio output	HDMI
Video format	H.265 10-bit 4K*2K@60fps, VP9 4K*2K @60fps, AVS2-P2 up to 4K*2K@60fps, H.264 AVC 4K*2K@30fps, MPEG1/2 and other video formats.
Audio format	MPEG1/2, MP3, AAC-LC,AAC-HE, AC3,E-AC3 and other audio formats
Network	Wi-Fi 2.4G/5 G Hz 802.11a/b/g/n/ac Bluetooth 4.2 BR+EDR+BLE
Operation temperature	0°C~40°C
Power	Input: AC100-240V 50/60Hz
	Output: DC 5V/1.5A
Power consumption	<5W
Hardware version	DV6068Y V2
Software Version	V10.1.22

Troubleshooting

Issue	Possible reason	Solution
No display after powered on	The power cord is not connected or the outlet is not powered.	Connected the power plug and ensure the voltage of the socket is normal.
TV with images without Voice	TV Stick in MUTE state	Please press mute button to restore volume
	Volume is too low	Turn up the volume
Fail to connect the network	Wi-Fi closed or the signal is too weak	Please restart the Wi-Fi or adjust the position of Router
Controller failure	Remote is not paired correctly to the TV Stick	Please re-pairing
	Remote control is with low battery	Please change the batteries
	Remote control is broken	Please send it to the local maintenance station for checking

FCC Statement (This statement is for TV Stick)

This equipment has been tested and found to comply with the limits for a Class B digital device, pursuant to Part 15 of the FCC Rules. These limits are designed to provide reasonable protection against harmful interference in a residential installation. This equipment generates uses and can radiate radio frequency energy and, if not installed and used in accordance with the instructions, may cause harmful interference to radio communications. However, there is no guarantee that interference will not occur in a particular installation. If this equipment does cause harmful interference to radio or television reception, which can be determined by turning the equipment off and on, the user is encouraged to try to correct the interference by one or more of the following measures:

- Reorient or relocate the receiving antenna.
- Increase the separation between the equipment and receiver.
- Connect the equipment into an outlet on a circuit different from that to which the receiver is connected.
- Consult the dealer or an experienced radio/TV technician for help.

This device complies with part 15 of the FCC Rules. Operation is subject to the following two conditions:

- (1) This device may not cause harmful interference, and
- (2) this device must accept any interference received, including interference that may cause undesired operation.

Changes or modifications not expressly approved by the party responsible for compliance could void the user's authority to operate the equipment.

FCC Radiation Exposure Statement:

The equipment complies with FCC Radiation exposure limits set forth for uncontrolled environment. This equipment should be installed and operated with minimum distance 20cm between the radiator and your body.



ISED Statement

English: This device contains licence-exempt transmitter(s)/receiver(s) that comply with Innovation, Science and Economic Development Canada's licence-exempt RSS(s). Operation is subject to the following two conditions:

- (1) This device may not cause interference.
- (2) This device must accept any interference, including interference that may cause undesired operation of the device.

The digital apparatus complies with Canadian CAN ICES-3 (B)/NMB-3(B).

French: Cet appareil contient des émetteurs/récepteurs exempts de licence qui sont conformes aux RSS exemptés de licence d'Innovation, Sciences et Développement économique Canada.

L'exploitation est soumise aux deux conditions suivantes :

- (1) Cet appareil ne doit pas provoquer d'interférences.
- (2) Cet appareil doit accepter toute interférence, y compris les interférences susceptibles de provoquer un fonctionnement indésirable de l'appareil.

l'appareil numérique du ciem conforme canadien peut - 3 (b) / nmb - 3 (b).

This device meets the exemption from the routine evaluation limits in section 2.5 of RSS 102 and compliance with RSS 102 RF exposure, users can obtain Canadian information

on RF exposure and compliance.

cet appareil est conforme à l'exemption des limites d'évaluation courante dans la section 2.5 du cnr - 102 et conformité avec rss 102 de l'exposition aux rf, les utilisateurs peuvent obtenir des données canadiennes sur l'exposition aux champs rf et la conformité.

This equipment complies with Canada radiation exposure limits set forth for an uncontrolled environment.

Cet équipement est conforme aux limites d'exposition aux rayonnements du Canada établies pour un environnement non contrôlé.

This equipment should be installed and operated with minimum distance 20cm between the radiator & your body.

Cet équipement doit être installé et utilisé à une distance minimale de 20 cm entre le radiateur et votre corps.

5.2 GHz band is restricted to indoor use only (Except when communicating with 5.2GHz high power base stations or relay stations).

5.3 GHz band is restricted to indoor use due to the Radio Law

La bande 5,2 GHz est limitée à une utilisation en intérieur uniquement (sauf lorsque communiquant avec des stations de base ou des stations relais haute puissance de 5,2 GHz). La bande 5,3 GHz est limitée à une utilisation en intérieur en raison de la loi sur la radio

注意事項

- 1.請水平放置本機、切勿在上面疊放重物或踩踏在機器上。
- 2.請使用本機提供的電源供應器，切勿損壞的電源線、電源插頭。
- 3.請將電源插頭切實插到底部，插拔電源供應器時，注意手部乾爽。
- 4.請勿自行拆卸、改裝本機，以免受到電擊及損壞本機。
- 5.請勿放置在熱源附近，以免損壞本機，本機與周圍物體之間應保持充分的通風空間。
- 6.請勿將本機存放在潮濕、多塵的環境中，以防止引起火災、電擊事故。
- 7.如本機冒煙或產生特殊氣味時，請立即關機並拔掉電源插頭。
- 8.如長期不使用本機，請拔下電源供應器。
- 9.本機通電時切勿接近任何高溫、低溫、有火源、潮濕、有水的場所和環境。
- 10.LP0002低功率射頻器材技術規範_章節3.8.2

取得審驗證明之低功率射頻器材，非經核准，公司、商號或使用者均不得擅自變更頻率、加大功率或變更原設計之特性及功能。

低功率射頻器材之使用不得影響飛航安全及干擾合法通信；經發現有干擾現象時，應立即停用，並改善至無干擾時方得繼續使用。

前述合法通信，指依電信管理法規定作業之無線電通信。

低功率射頻器材須忍受合法通信或工業、科學及醫療用電波輻射性電機設備之干擾。

應避免影響附近雷達系統之操作。

Product Name: Network Media Players

Model No.: HK0202

Trademark: HAKO

Input: 5V = 1.5A

MADE IN CHINA

FCC ID: SUZ-WB02

IC: 5923A-WB02

Manufacturer: Shenzhen SDMC Technology Co., Ltd.

Manufacturer Add.:19/F, Changhong Science & Technology Mansion, No.18, Keji South 12th Road, Nanshan District, Shenzhen, China.

FCC Statement (This statement is for remote control)

This equipment has been tested and found to comply with the limits for a Class B digital device, pursuant to part 15 of the FCC rules. These limits are designed to provide reasonable protection against harmful interference in a residential installation. This equipment generates, uses and can radiate radio frequency energy and, if not installed and used in accordance with the instructions, may cause harmful interference to radio communications. However, there is no guarantee that interference will not occur in a particular installation. If this equipment does cause harmful interference to radio or television reception, which can be determined by turning the equipment off and on, the user is encouraged to try to correct the interference by one or more of the following measures:

- Reorient or relocate the receiving antenna.
- Increase the separation between the equipment and receiver.
- Connect the equipment into an outlet on a circuit different from that to which the receiver is connected.
- Consult the dealer or an experienced radio/TV technician for help.

To assure continued compliance, any changes or modifications not expressly approved by the party.

Responsible for compliance could void the user's authority to operate this equipment. (Example- use only shielded interface cables when connecting to computer or peripheral devices).

This equipment complies with Part 15 of the FCC Rules. Operation is subject to the following two conditions:

- (1) This device may not cause harmful interference, and
- (2) This device must accept any interference received, including interference that may cause undesired operation.

FCC Radiation Exposure Statement:

The equipment complies with FCC Radiation exposure limits set forth for uncontrolled environment. This equipment should be installed and operated with minimum distance 0mm between the radiator and your body.

Name of remote control: HAKO mini Remote Control

Model No.: B016P

FCC ID: SUZ-B016P

IC: 5923A-B016P

Supply voltage: 2.2-3.6V

Infrared carrier frequency: 38.0±0.5KHz

Bluetooth carrier frequency: 2.400GHz~2.4835GHz

ISED Statement

English: This device contains licence-exempt transmitter(s)/receiver(s) that comply

with Innovation, Science and Economic Development Canada's licence-exempt RSS(s). Operation is subject to the following two conditions:

- (1) This device may not cause interference.
- (2) This device must accept any interference, including interference that may cause undesired operation of the device.

The digital apparatus complies with Canadian CAN ICES-3 (B)/NMB-3(B).

French: Cet appareil contient des émetteurs/récepteurs exempts de licence qui sont conformes aux RSS exemptés de licence d'Innovation, Sciences et Développement économique Canada.

L'exploitation est soumise aux deux conditions suivantes :

- (1) Cet appareil ne doit pas provoquer d'interférences.
- (2) Cet appareil doit accepter toute interférence, y compris les interférences susceptibles de provoquer un fonctionnement indésirable de l'appareil.

L'appareil numérique du ciem conforme canadien peut - 3 (b) / nmb - 3 (b).

This device meets the exemption from the routine evaluation limits in section 2.5 of

RSS 102 and compliance with RSS 102 RF exposure, users can obtain Canadian Information

on RF exposure and compliance.

cet appareil est conforme à l'exemption des limites d'évaluation courante dans la section 2.5 du cnr - 102 et conformité avec rss 102 de l'exposition aux rf, les utilisateurs peuvent obtenir des données canadiennes sur l'exposition aux champs rf et la conformité.

This equipment complies with Canada radiation exposure limits set forth for an uncontrolled environment.

Cet équipement est conforme aux limites d'exposition aux rayonnements du Canada établies pour un environnement non contrôlé.

This equipment should be installed and operated with minimum distance 0mm between the radiator & your body.

Cet équipement doit être installé et utilisé à une distance minimale de 0mm entre le radiateur et votre corps.