

**Brand: DIGI SINGAPORE PTE. LTD.**

**PART NAME: DIGI2.4GIFA**

**PART DESCRIPTION: DIGI 2.4G INVERTED F PCB ANTENNA**

**MANUFACTURER ADDRESS: 4 Leng Kee Rd, #05-03/04/05&11, SIS Building, Singapore 159088**

*Radiation Pattern*

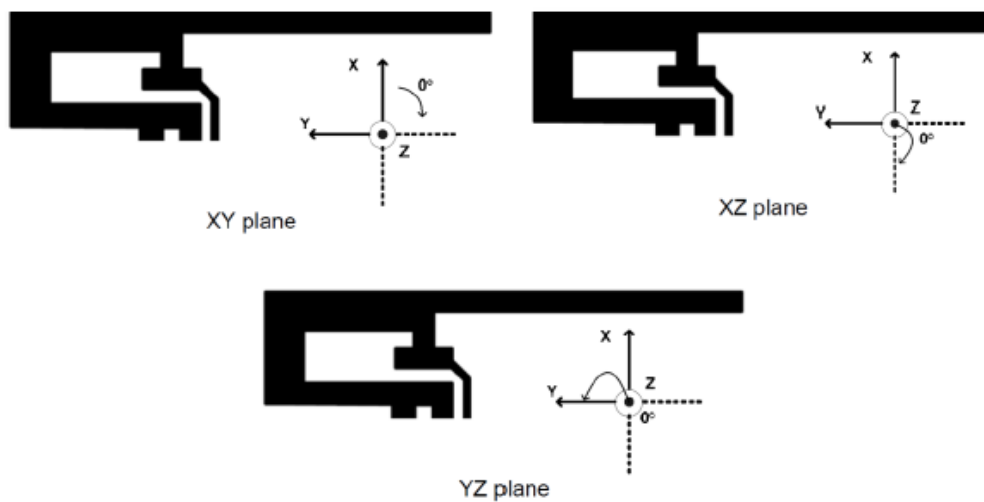
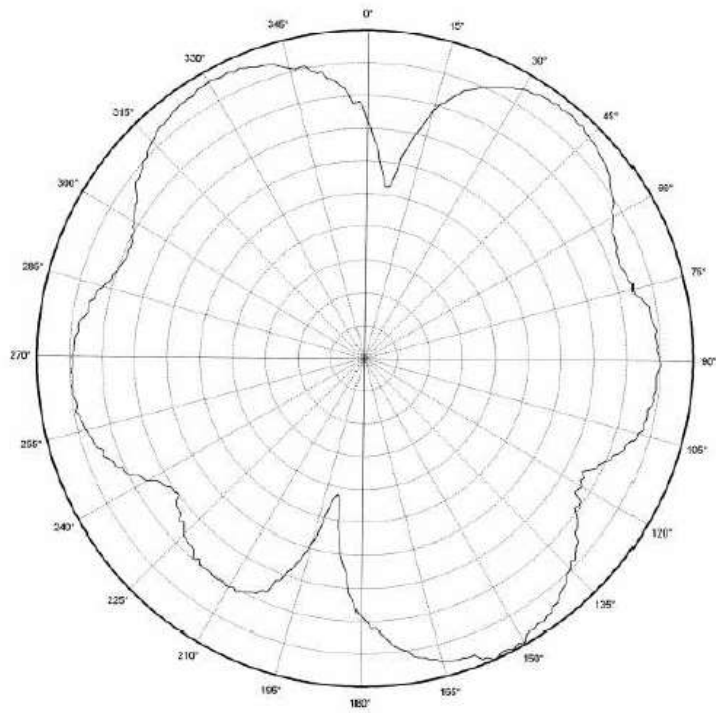


Figure 2. Relating Antenna to Radiation Patterns

### Summary of IFA Properties

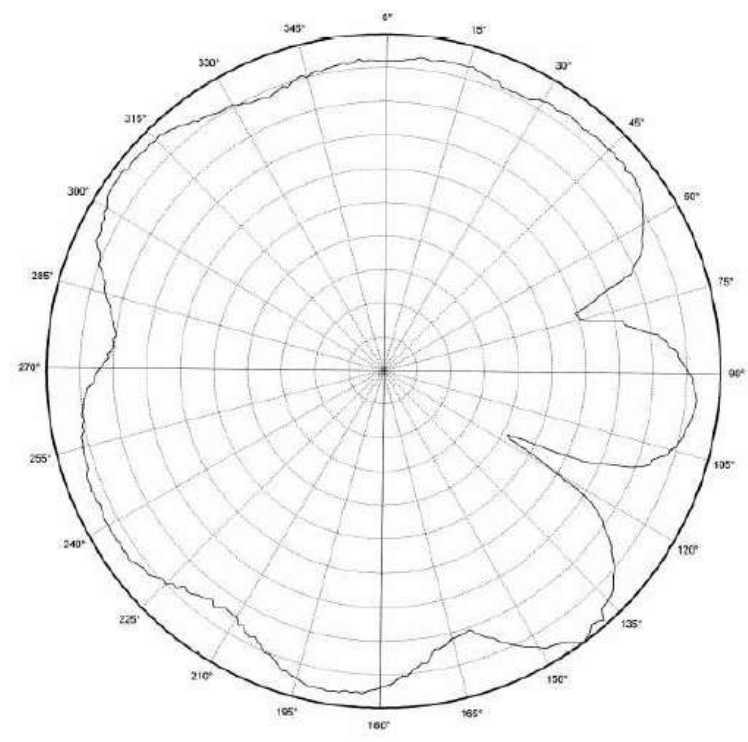
Gain in XY plane	1.1 dBi
Gain in XZ plane	3.3 dBi
Gain in YZ plane	1.6 dBi
Reflection	< -15 dB
Antenna size	25.7 × 7.5 mm



Vertical Polarization  
cc2430db xy

CF 2450.000 MHz  
4 dB/div  
Ref Lev:    dBm

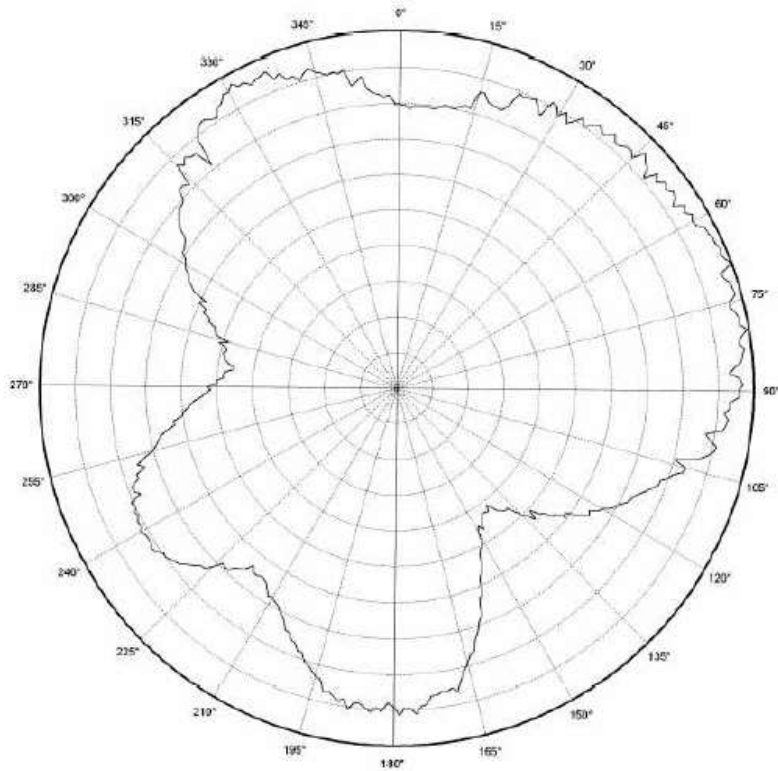
Figure 3. XY Plane–Vertical Polarization



Horizontal Polarization  
cc2430db xy

CF 2450.000 MHz  
4 dB/div  
Ref Lev:    dBm

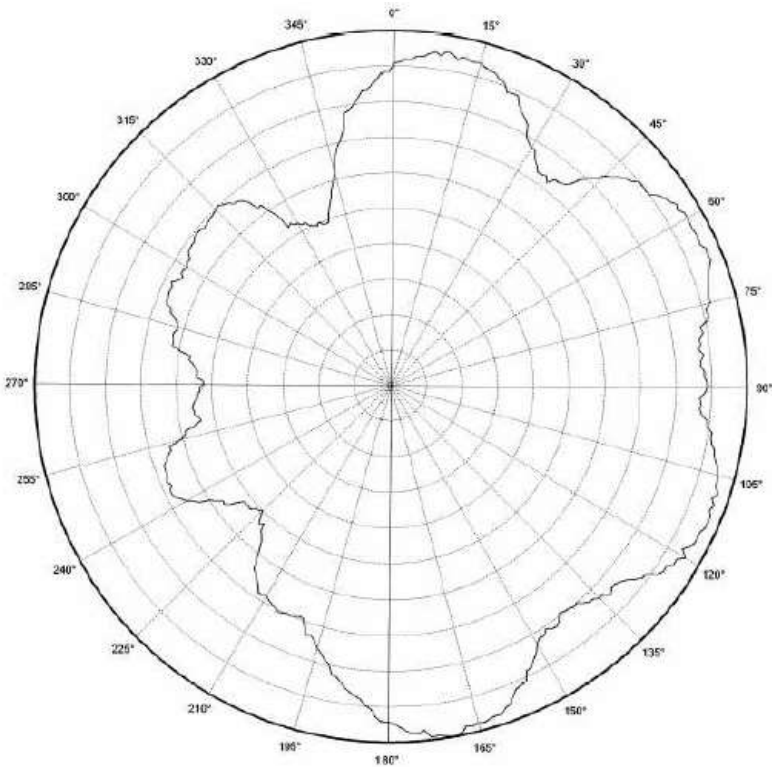
Figure 4. XY Plane–Horizontal Polarization



Vertical Polarization  
cc2430db xz

CF 2450.000 MHz  
2 dB/ div  
Ref Lev: +33 dBm

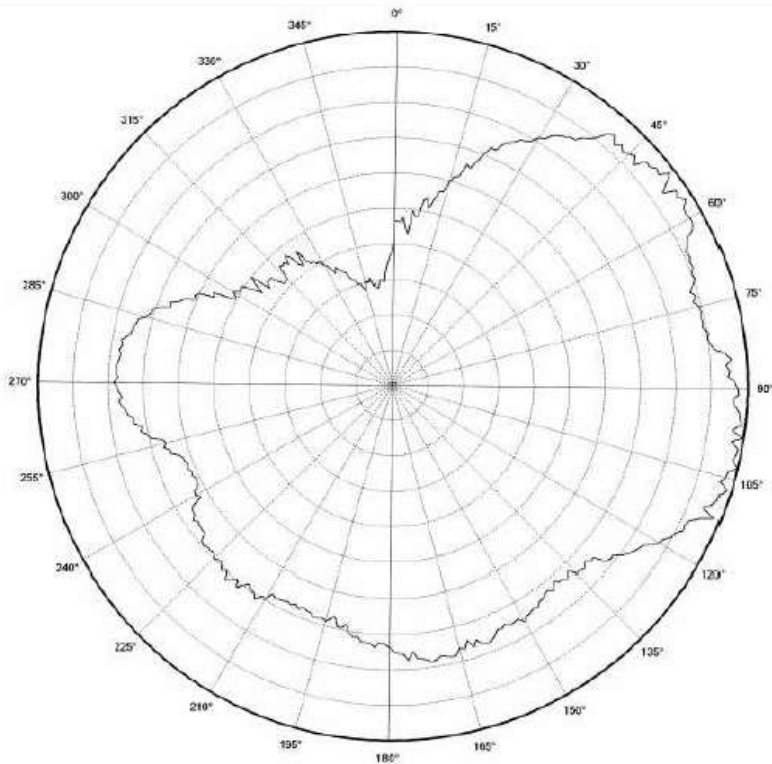
Figure 5. XZ Plane-Vertical Polarization



Horizontal Polarization  
cc2430db xz

CF 2450.000 MHz  
3 dB/ div  
Ref Lev: -1.5 dBm

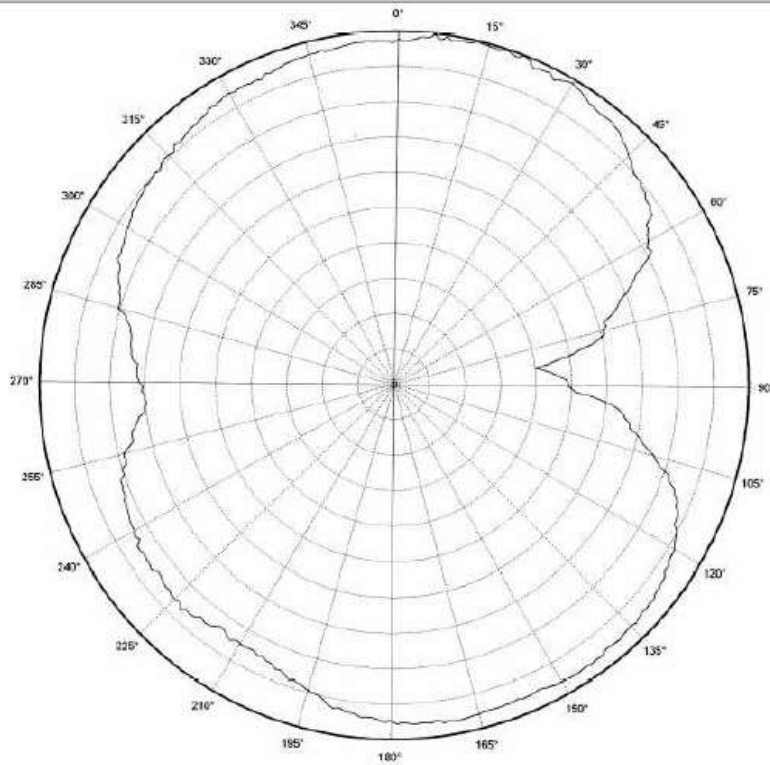
Figure 6. XZ Plane-Horizontal Polarization



Vertical Polarization  
cc2430db yz

CF 2450.000 MHz  
2 dB/div  
Ref Lev: +11.6 dBm

Figure 7. YZ Plane-Vertical Polarization



Horizontal Polarization  
cc2430db yz

CF 2450.000 MHz  
5 dB/div  
Ref Lev: +11 dBm

Figure 8. YZ Plane-Horizontal Polarization