



SERVICE MANUAL

InfoTag 5.83

InfoTag 5.83

Table of Content

i)	Notice	1
ii)	Safety Information	2
iii)	Safety Regulations	2
1.	General.....	5
1.1	Model Specification	5
1.2	Operating Specification	5
2.	InfoTag5.83 Setup Diagram	6
2.1	Overall Layout and Label design.....	6
2.2	Replacement of Info Tag Battery.....	8
2.3	Button Cell Specifications.....	9
2.4	ESL Attachment (Refer to ESL Attachment Catalogue).....	9
2.5	Product Handling of Info Tag.....	9
3.	Revision Records.....	10

DIGI®

The material contained in this document is proprietary and for information only and is subject to change without notice. Digi Singapore Pte. Ltd. assumes no responsibility for any errors or damages arising from misinterpretation of any procedure.

Screen displays, operating procedures and supporting features might vary with different software version releases.

This document shall not be reproduced whether in part or whole without the written consent from Digi Singapore Pte. Ltd.

**Digi Singapore Pte. Ltd.
4, Leng Kee Road
#06-01 SIS Building
Singapore 159088**

ii) Safety Information

The operator of the equipment shall comply with the safety and warning indications and procedures outlined in this document. Digi Singapore Pte. Ltd. assumes no responsibility or liability for failure to comply with these requirements.

- Repair and servicing of product, shall only be carried out by trained and qualified personnel.

Disclaimer:

Specifications are subject to change without notice. All dimensions shown are approximate. Please be aware that Teraoka has indicated that its hardware and software used in the product may require additional updates in the future as our product is continually under development. The need for such updates most likely applies to the Printer software.



CAUTIONS:

FOR PLUGGABLE EQUIPMENT, THAT THE SOCKET-OUTLET SHALL BE INSTALLED NEAR THE EQUIPMENT AND SHALL BE EASILY ACCESSIBLE.

**POUR LE MATÉRIEL RACCORDÉ PAR PRISE DE COURANT, LE SOCLE DE PRISE DE COURANT DOIT ÊTRE
INSALLÉ À PROXIMITÉ DU MATÉRIEL ET DOIT ÊTRE AISÉMENT ACCESSIBLE.**

FOR CONTINUED PROTECTION AGAINST RISK OF FIRE, REPLACE ONLY WITH SAME TYPE AND RATING OF FUSE.

**POUR NE PAS COMPROMETTRE LA PROTECTION CONTRE LES RISQUES D'INCENDIE,
REPLACER PAR UN FUSIBLE DE MÊME TYPE ET DE MÊME CARACTÉRISTIQUES
NOMINALES.**

DANGER OF EXPLOSION IF BATTERY IS INCORRECTLY REPLACED. REPLACE ONLY WITH THE SAME OR EQUIVALENT TYPE RECOMMENDED BY THE MANUFACTURER. DISCARD USED BATTERIES ACCORDING TO THE MANUFACTURER'S INSTRUCTIONS

**IL Y A DANGER D'EXPLOSION S'IL Y A REMPLACEMENT INCORRECT DE LA BATTERIE.
REPLACER UNIQUEMENT AVEC UNE BATTERIE DU MÊME TYPE OU D'UN TYPE
RECOMMANDÉ PAR LE CONSTRUCTEUR. METTRE AU RÉBUT LES BATTERIES USAGÉES
CONFORMÉMENT AUX INSTRUCTIONS DU FABRICANT.**

iii) Safety Regulations



Federal Communication Commission Interference Statement

This equipment has been tested and found to comply with the limits for a Class B digital device, pursuant to Part 15 of the FCC Rules. These limits are designed to provide reasonable protection against harmful interference in a residential installation. This equipment generates, uses and can radiate radio frequency energy and, if not installed and used in accordance with the instructions, may cause harmful interference to radio communications. However, there is no guarantee that interference will not occur in a particular installation. If this equipment does cause harmful interference to radio or television reception, which can be determined by turning the equipment off and on, the user is encouraged to try to correct the interference by one of the following measures:

- Reorient or relocate the receiving antenna.
- Increase the separation between the equipment and receiver.

Connect the equipment into an outlet on a circuit different from that to which the receiver is connected.

- Consult the dealer or an experienced radio/TV technician for help.

FCC Caution: Any changes or modifications not expressly approved by the party responsible for compliance could void the user's authority to operate this equipment.

This device complies with Part 15 of the FCC Rules. Operation is subject to the following two conditions: (1) This device may not cause harmful interference, and (2) this device must accept any interference received, including interference that may cause undesired operation.

IMPORTANT NOTE:

Radiation Exposure Statement:

The product comply with the US portable RF exposure limit set forth for an uncontrolled environment and are safe for intended operation as described in this manual. The further RF exposure reduction can be achieved if the product can be kept as far as possible from the user body or set the device to lower output power if such function is available.

This transmitter must not be co-located or operating in conjunction with any other antenna or transmitter.

IDA Compliance Statement: (Singapore)

This equipment registered to comply with IDA (Info-Communications Development Authority of Singapore) Standard under Dealer's Class License.

Industry Canada statement:

This device contains licence-exempt transmitter(s)/receiver(s) that comply with Innovation, Science and Economic Development Canada's licence-exempt RSS(s). Operation is subject to the following two conditions:

- (1) This device may not cause interference
- (2) This device must accept any interference, including interference that may cause undesired operation of the device

Cet appareil contient des émetteurs / récepteurs exempts de licence qui sont conformes au (x) RSS (s) exemptés de licence d'Innovation, Sciences et Développement économique Canada. L'opération est soumise aux deux conditions suivantes:

- (1) Cet appareil ne doit pas causer d'interférences
- (2) Cet appareil doit accepter toute interférence, y compris les interférences pouvant provoquer un fonctionnement indésirable de l'appareil

IMPORTANT NOTE:

Radiation Exposure Statement:

The product comply with the Canada portable RF exposure limit set forth for an uncontrolled environment and are safe for intended operation as described in this manual. The further RF exposure reduction can be achieved if the product can be kept as far as possible from the user body or set the device to lower output power if such function is available.

Déclaration d'exposition aux radiations:

Le produit est conforme aux limites d'exposition pour les appareils portables RF pour les Etats-Unis et le Canada établies pour un environnement non contrôlé. Le produit est sûr pour un fonctionnement tel que décrit

dans ce manuel. La réduction aux expositions RF peut être augmentée si l'appareil peut être conservé aussi loin que possible du corps de l'utilisateur ou que le dispositif est réglé sur la puissance de sortie la plus faible si une telle fonction est disponible. Cet équipement est conforme avec l'exposition aux radiations IC définies pour un environnement non contrôlé. Les utilisateurs finaux doivent suivre les instructions de fonctionnement spécifiques pour satisfaire la conformité aux expositions RF. Pour respecter les exigences de conformité d'exposition RF IC, s'il vous plaît suivez les instructions d'utilisation documenté dans ce manuel.

NCC警語

◆第十二條:

經型式認證合格之低功率射頻電機，非經許可，公司，商號或使用者均不得擅自變更頻率、加大功率或變更原設計之特性及功能。

◆第十四條:

低功率射頻電機之使用不得影響飛航安全及干擾合法通信；經發現有干擾現象時，應立即停用，並改善至無干擾時方得繼續使用。

前項合法通信，指依電信法規定作業之無線電通信。低功率射頻電機須忍受合法通信或工業、科學及醫療用電波輻射性電機設備之干擾

1. General

1.1 Model Specification

Model	: InfoTag5.83
Dimensions (in mm)	: Product size - 140(L) X 110(H) X 17(W) LCD Size - 119(H) x 88 (V) LCD Resolution - 648 x 480 dots (Dpi:138)
Weight	: 126g approx.
Power Source	: DC Cell Button Battery 3.0V x 3
Operating Temperature	: 0 °C to + 40 °C
Humidity	: 85% Max. Non-condensing
IP Rating	: IP52
Housing material	: ABS plastic casing, PC battery cover
Battery Specification	: Type - CR2450 (Cell Button Battery) Nominal Voltage - 3.0V Life Time - 5 years (2 update/day) Weight - 6.6g approx.

1.2 Operating Specification


Frequency band	: 2402MHz – 2480MHz
Transmit power	: 65.24dBuV/m (max)
Receiver sensitivity	: -90dBm (<i>typical</i>)
RF range	: 18m ~ 22m to IB-3700 (<i>*Max. up to 70m LOS</i>) <i>*Note: The RF Range maybe varies in different environment.</i>
Certification	: CE, C-TICK, FCC, NCC, IC

2. InfoTag5.83 Setup Diagram

2.1 Overall Layout and Label design

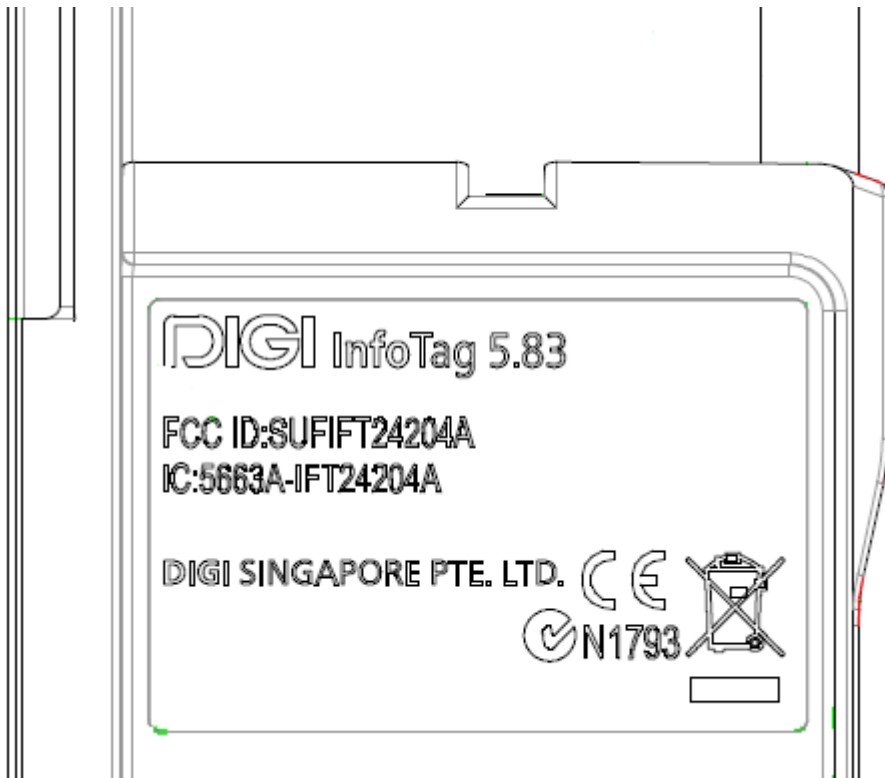


Front View

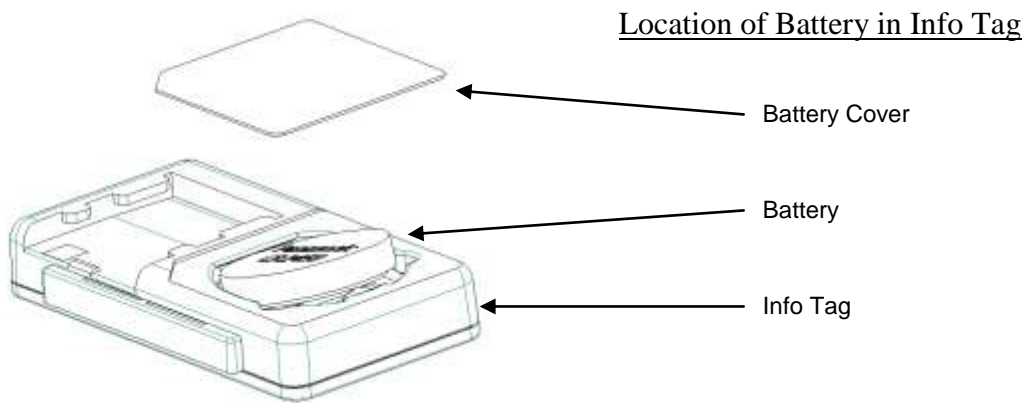


Back View

Nameplate



2.2 Replacement of Info Tag Battery



- i. Pull off the battery cover from back of the Info Tag.
- ii. Replace the new battery. (Ensure the Battery polarity is correct)



Caution: Dispose of the Battery according the Safety Guideline.

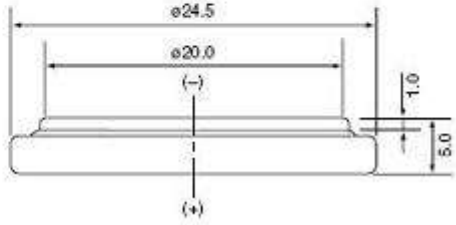
- i. Avoid placing the battery in reverse polarity.
- ii. Do not heat or dispose of fire. May burst or release toxic material.
- iii. Do not charge.
- iv. Do not short circuit.
- v. Do not solder the battery directly.



- vi. Do not ingest battery, Chemical Burn Hazard
- vii. Keep new and used batteries away from children
- viii. If the battery compartment does not close securely, stop using the product and keep it away from children

2.3 Button Cell Specifications

Model	CR2450	
System	Manganese dioxide–Li/Organic Electrolyte	
Nominal Voltage (V)	3	
Nominal Capacity (mAh)*	610	
Nominal Discharge Current (mA)	0.2	
Temperature Ranges (deg. C)	min.	max.
Operating	-20	+85
Weight (g)**	6.6	
Dimensions (mm)**		
Diameter	24.5	
Height	5.0	
Negative Cap Diameter	20.0	
UL Recognition	MH12568 (N)	



2.4 ESL Attachment (Refer to ESL Attachment Catalogue)

For all information about the ESL Various Attachment type, function, installation etc. Please refer to ESL Attachment Catalogue

<http://www.digiesl.com.tw/digiesl/sys4.asp>

<http://www.teraoka.com.tw/digi/article.aspx?id=77>

<http://www.digiesl.com/>

2.5 Product Handling of Info Tag

Handle product with care. Do not expose product to corrosive chemical solution, any organic solvent acidic or alkaline. If cleaning is required, wash only water or mild soap solution.

Do not attempt to disassemble, apply force or heavy load to the product.

No user serviceable parts inside except battery

